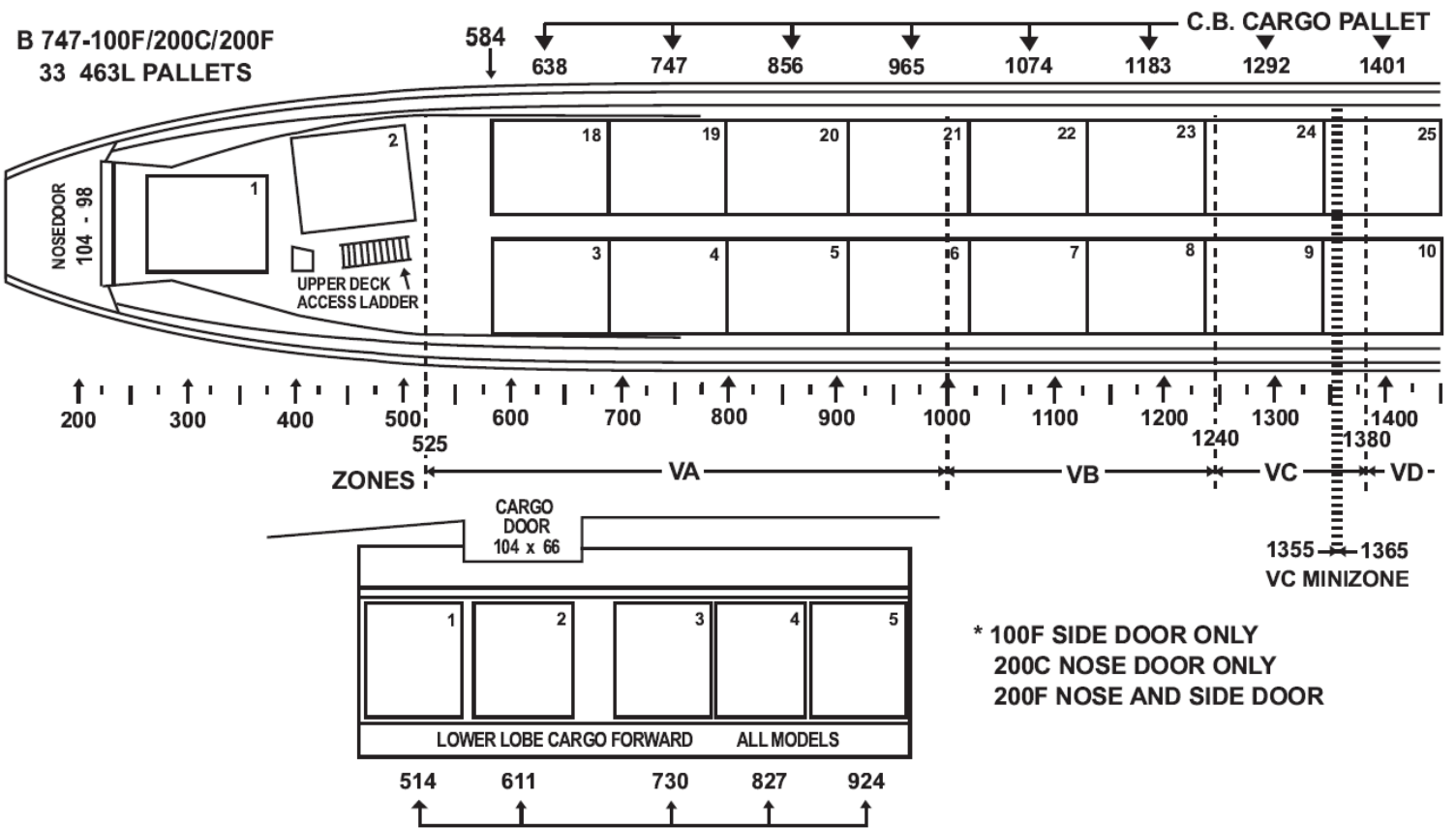


1. UNIT BEING AIRLIFTED (Name or Number)		2. UNIT IDENTIFICATION CODE		3. TYPE MOVEMENT PLAN	
6. MISSION NUMBER	7. AIRCRAFT SERIAL NUMBER		8. CONFIGURATION		9. DEPARTURE AIRFIELD

11. ACTUAL LOADOUT (Continued on back) SCALE: 1/4 INCH



4. MOVEMENT DATE

5. UNIT AIRCRAFT LOAD NO.

OF

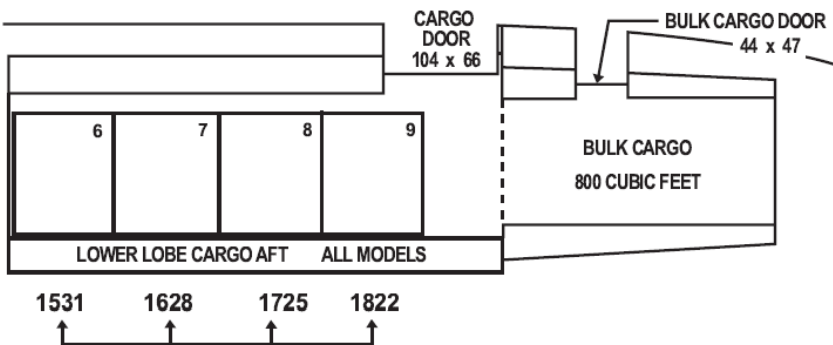
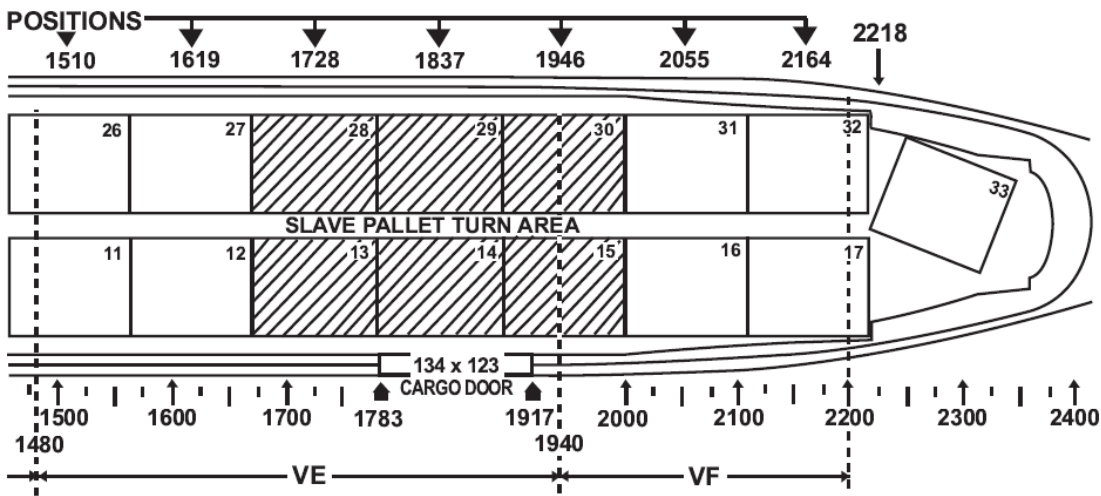
PAGE

OF

PAGES

10. DESTINATION AIRFIELD

= 3 FEET





**100F/200C/200F (Continued)**

e. PLANNED LOAD DATA						f. ACTUAL LOAD DATA				g. REMARKS CODES <i>(For use in col. d(1).)</i>
TOTAL <i>(In inches)</i>			GROSS WEIGHT <i>(Total Pounds)</i>	FUSELAGE STATION	MOMENT <i>(100,000)</i>	HEIGHT <i>(Total Inches)</i>	GROSS WEIGHT <i>(Total Pounds)</i>	FUSELAGE STATION	MOMENT <i>(100,000)</i>	
LENGTH	WIDTH	HEIGHT								
										1. Off Center 1A. RIGHT 1B. LEFT
										2. Center line load
										3. Shoring required: 3A. PARKING 3B. ROLLING 3C. SLEEPER 3D. SPECIAL
										4. Must be positioned in direction of arrow.
										5. Sequence by actual weights.
										6. Hazardous Cargo: 6A. DD Form 1387-2 6B. DD Form 2133
										7. Maximum Fuel: 7A. 1/2 Tank 7B. 1/4 Tank
										8. Equipment drained/ purged: 8A. DRAINED <b>NOT</b> PURGED 8B. PURGED
										9. Vent Kit Required
										Other Conditions: Identify in column d(2).
				LOAD CG STA				LOAD CG STA		
TYPED/PRINTED NAME, GRADE, ORGANIZATION OF PLANNING OFFICIAL					SIGNATURE OF PLANNING OFFICIAL					
TYPED/PRINTED NAME, GRADE, ORGANIZATION OF LOAD DATA VALIDATOR					SIGNATURE OF LOAD DATA VALIDATOR					