

# BITUMINOUS MIX CURVES

DATE


PROJECT

JOB


## RECAP OF MARSHALL TEST RESULTS

PERCENT BITUMEN CONTENT						
UNIT WEIGHT - AGGREGATE ONLY						
UNIT WEIGHT - TOTAL MIX						
STABILITY						
FLOW						
PERCENT VOIDS - AGGREGATE ONLY						
PERCENT VOIDS - TOTAL MIX						
PERCENT OF TOTAL VOIDS FILLED WITH BITUMEN						


FLOW (1/100 Inch)




PERCENT BITUMEN




PERCENT VOIDS - TOTAL MIX



PERCENT BITUMEN



PERCENT BITUMEN



PERCENT TOTAL VOIDS FILLED WITH BITUMEN

PERCENT BITUMEN

PERCENT BITUMEN

UNIT WEIGHT - TOTAL MIX (Lb. Per Cul Ft.)

STABILITY (Lb.)

TECHNICIAN (Signature)

PLOTTED BY (Signature)

CHECKED BY (Signature)