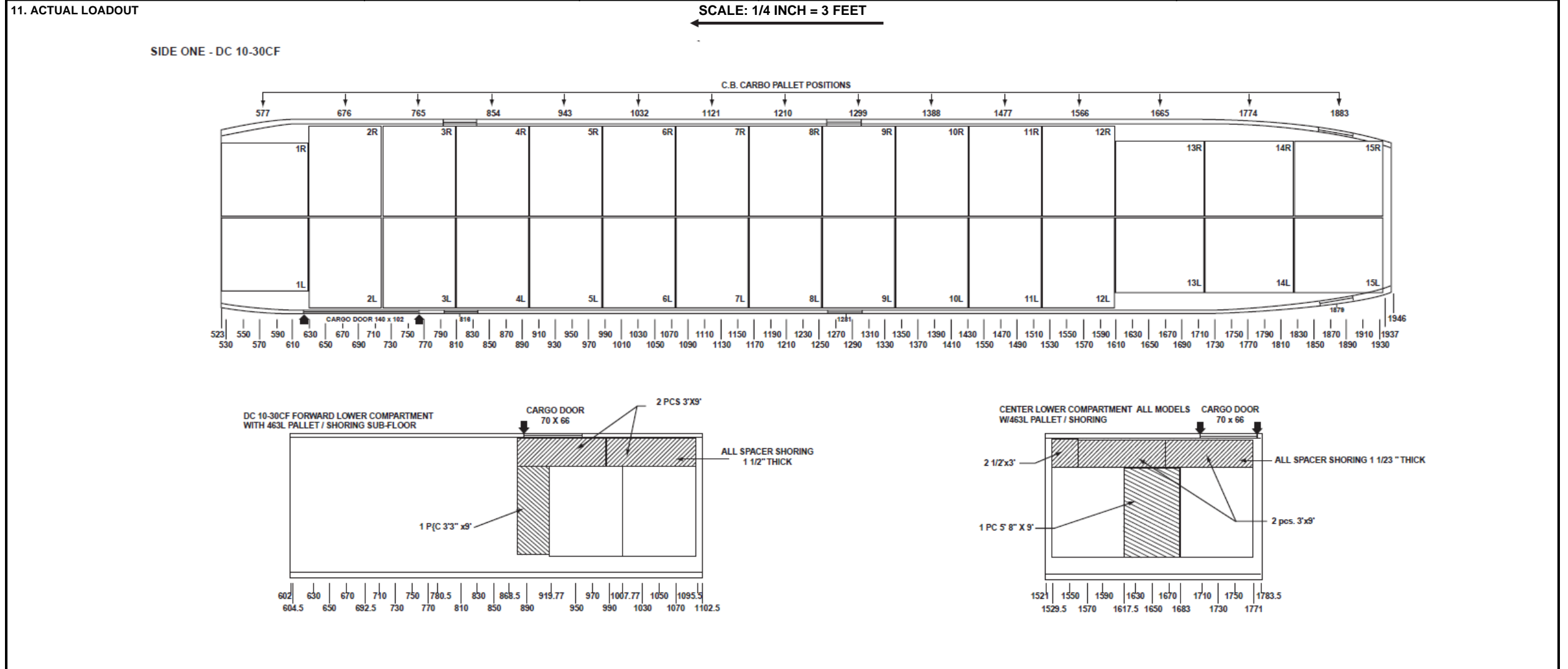


1. UNIT BEING AIRLIFTED (Name or Number)	2. UNIT IDENTIFICATION CODE	3. TYPE MOVEMENT PLAN	4. MOVEMENT DATE	5. UNIT AIRCRAFT LOAD NO. OF	PAGE OF PAGES
6. MISSION NUMBER	7. AIRCRAFT SERIAL NUMBER	8. CONFIGURATION	9. DEPARTURE AIRFIELD	10. DESTINATION AIRFIELD	

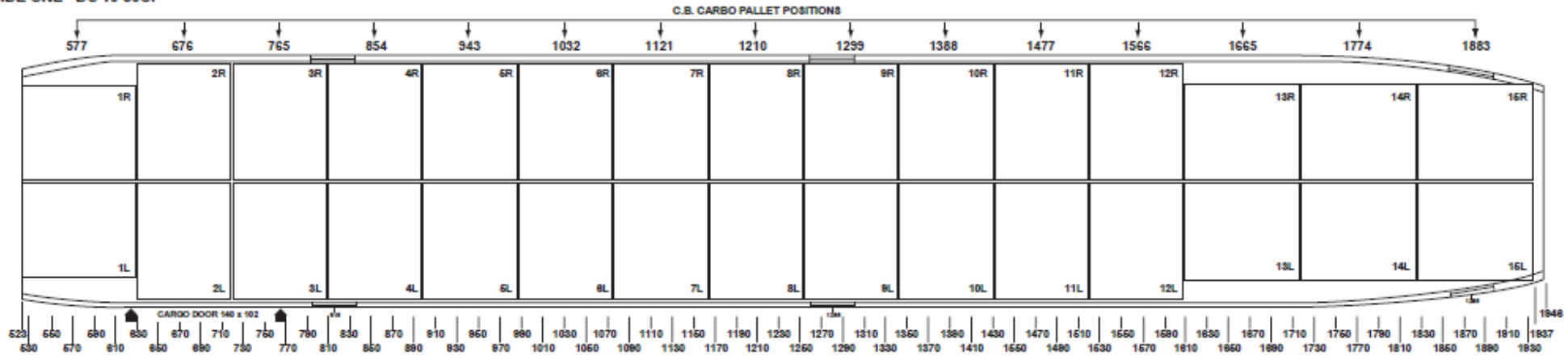


12. PASSENGER SEATS PLANNING DATA			13. TOTAL WEIGHT/MOMENT FROM BACK			LOAD CB STATION			LOAD CB STATION		
NUMBER SEATS	AVG. WEIGHT (Pounds Each)	TOTAL PLANNED WT.	14. TOTALS								
15a. LOAD PLANNED BY			DATE CERTIFIED	TYPED/PRINTED NAME, GRADE, ORGANIZATION OF LOADPLANNER			SIGNATURE				
15b. LOAD APPROVED BY			DATE CERTIFIED	TYPED/PRINTED NAME, GRADE, ORGANIZATION OF LOADPLAN VALIDATOR			SIGNATURE				

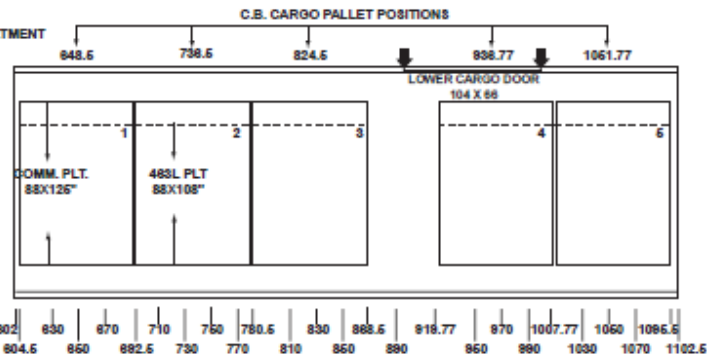
1. UNIT BEING AIRLIFTED (Name or Number)	2. UNIT IDENTIFICATION CODE	3. TYPE MOVEMENT PLAN	4. MOVEMENT DATE	5. UNIT AIRCRAFT LOAD NO. OF	PAGE OF PAGES
6. MISSION NUMBER	7. AIRCRAFT SERIAL NUMBER	8. CONFIGURATION	9. DEPARTURE AIRFIELD	10. DESTINATION AIRFIELD	

11. ACTUAL LOADOUT SCALE: 1/4 INCH = 3 FEET

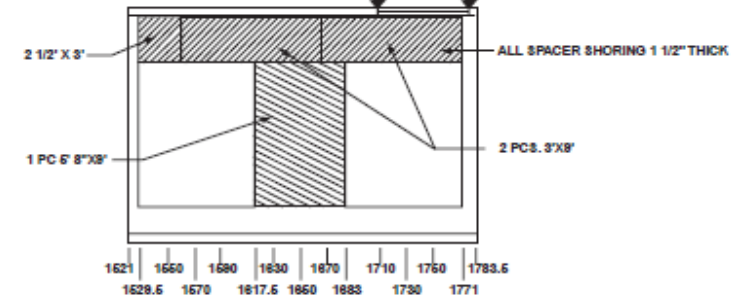
SIDE ONE - DC 10-30CF



DC 10-10CF/40 FORWARD LOWER COMPARTMENT



CENTER LOWER COMPARTMENT ALL MODELS CARGO DOOR



12. PASSENGER SEATS PLANNING DATA			13. TOTAL WEIGHT/MOMENT FROM BACK			LOAD CB STATION			LOAD CB STATION		
NUMBER SEATS	AVG. WEIGHT (Pounds Each)	TOTAL PLANNED WT.	14. TOTALS								
15a. LOAD PLANNED BY			DATE CERTIFIED	TYPED/PRINTED NAME, GRADE, ORGANIZATION OF LOADPLANNER			SIGNATURE				
15b. LOAD APPROVED BY			DATE CERTIFIED	TYPED/PRINTED NAME, GRADE, ORGANIZATION OF LOADPLAN VALIDATOR			SIGNATURE				