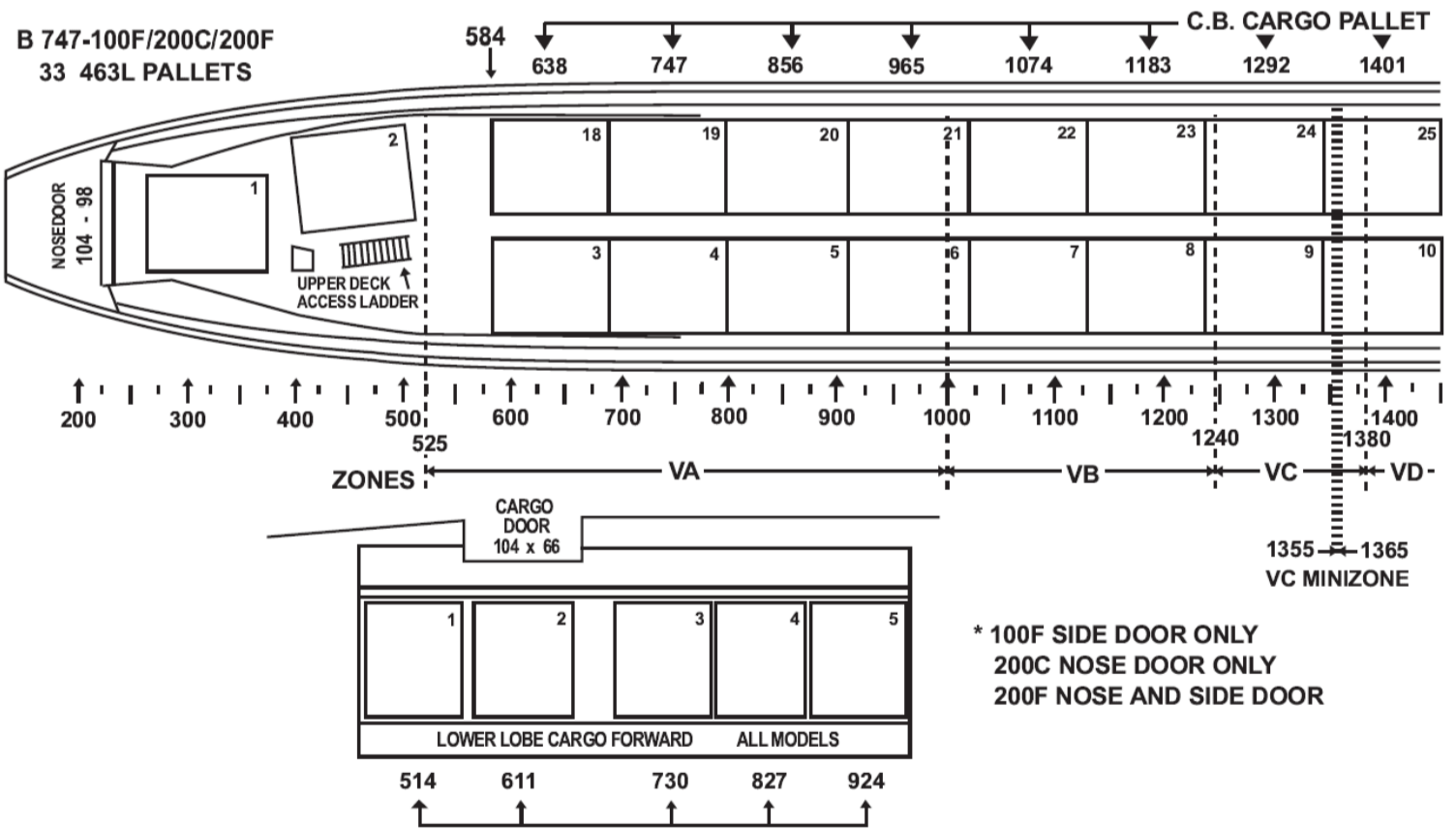


|  |                           |                             |                  |                       |  |
|--|---------------------------|-----------------------------|------------------|-----------------------|--|
| 1. UNIT BEING AIRLIFTED (Name or Number) |                           | 2. UNIT IDENTIFICATION CODE |                  | 3. TYPE MOVEMENT PLAN |  |
| 6. MISSION NUMBER                        | 7. AIRCRAFT SERIAL NUMBER |                             | 8. CONFIGURATION | 9. DEPARTURE AIRFIELD |  |

11. ACTUAL LOADOUT (Continued on back) SCALE: 1/4 INCH



4. MOVEMENT DATE

5. UNIT AIRCRAFT LOAD NO.

OF

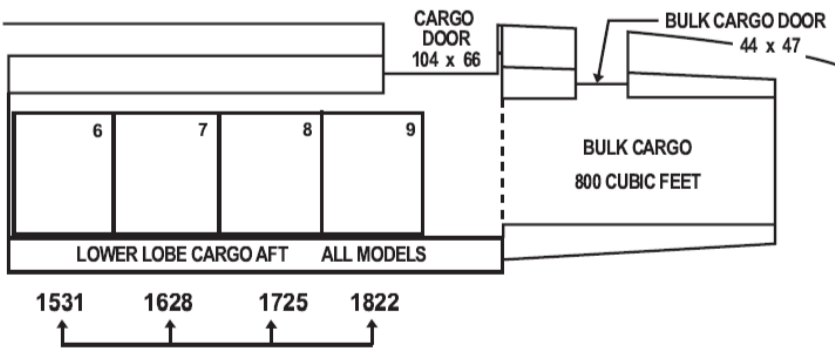
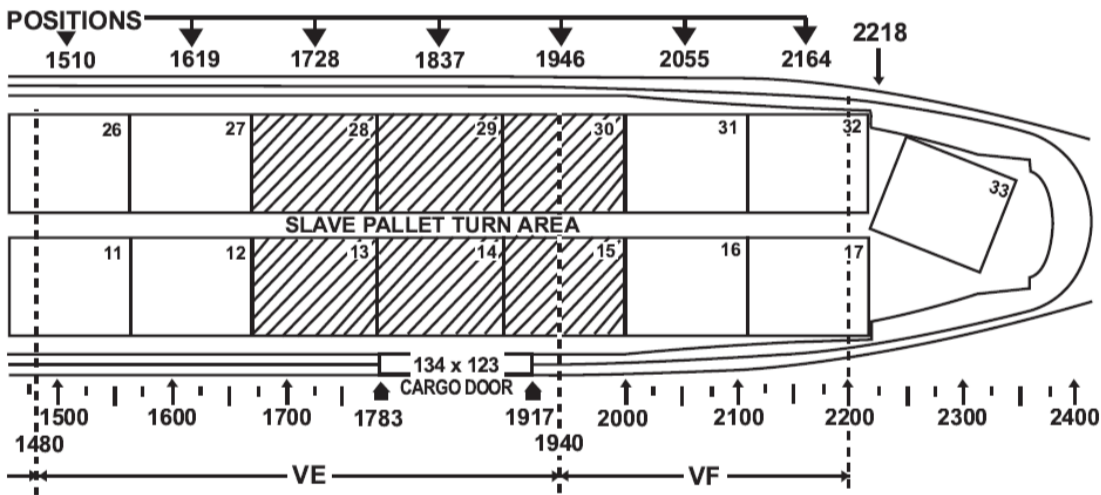
PAGE

OF

PAGES

10. DESTINATION AIRFIELD

= 3 FEET



**CARGO MANIFEST, B747-**

| LOAD SEQUENCE<br>a. | ITEM MODEL AND NOMENCLATURE/DESCRIPTION<br>b. | VEHICLE PACKAGE NO. OR SERIAL INCREMENT NO.<br>c. | d. REMARKS                                   |              |
|---------------------|---|---|--|--------------|
|                     |   |   | REMARKS CODE<br><i>(From col. g.)</i><br>(1) | OTHER<br>(2) |
|                     |   |   |  |              |
|                     |   |   |  |              |
|                     |   |   |  |              |
|                     |   |   |  |              |
|                     |   |   |  |              |
|                     |   |   |  |              |
|                     |   |   |  |              |
|                     |   |   |  |              |
|                     |   |   |  |              |
|                     |   |   |  |              |
|                     |   |   |  |              |
|                     |   |   |  |              |
|                     |   |   |  |              |
|                     |   |   |  |              |
|                     |   |   |  |              |
|                     |   |   |  |              |
|                     |   |   |  |              |
|                     |   |   |  |              |
|                     |   |   |  |              |
|                     |   |   |  |              |
|                     |   |   |  |              |
|                     |   |   |  |              |
|                     |   |   |  |              |
|                     |   |   |  |              |
|                     |   |   |  |              |
|                     |   |   |  |              |
|                     |   |   |  |              |
|                     |   |   |  |              |
|                     |   |   |  |              |
|                     |   |   |  |              |
|                     |   |   |  |              |
|                     |   |   |  |              |
|                     |   |   |  |              |
|                     |   |   |  |              |
|                     |   |   |  |              |
|                     |   |   |  |              |
|                     |   |   |  |              |
|                     |   |   |  |              |
|                     |   |   |  |              |
|                     |   |   |  |              |
|                     |   |   |  |              |

|                                    |  |                         |                         |                |
|------------------------------------|--|-------------------------|-------------------------|----------------|
| 12a. PASSENGER SEATS PLANNING DATA |  |                         | 14. TOTAL               |                |
| NUMBER SEATS                       | AVERAGE WEIGHT<br><i>(Pounds Each)</i> | TOTAL<br>PLANNED WEIGHT | 13. TOTAL WEIGHT/MOMENT |                |
| 12b. PASSENGER SEATS ACTUAL DATA   |  |                         | 15a. LOAD PLANNED BY    | DATE CERTIFIED |
| NUMBER SEATS                       | TOTAL WEIGHT <i>(Pounds)</i>           |                         | 15b. LOAD APPROVED BY   | DATE CERTIFIED |

**100F/200C/200F (Continued)**

| e. PLANNED LOAD DATA   |       |        |                                |                     |                                  | f. ACTUAL LOAD DATA         |                                |                     |                     | g. REMARKS<br>CODES<br>(For use in col. d(1).)  |
|--|-------|--------|--------------------------------|---------------------|----------------------------------|-----------------------------|--------------------------------|---------------------|---------------------|---|
| TOTAL (In inches)  |       |        | GROSS WEIGHT<br>(Total Pounds) | FUSELAGE<br>STATION | MOMENT<br>(100,000)              | HEIGHT<br>(Total<br>Inches) | GROSS WEIGHT<br>(Total Pounds) | FUSELAGE<br>STATION | MOMENT<br>(100,000) |   |
| LENGTH   | WIDTH | HEIGHT |                                |                     |                                  |                             |                                |                     |                     |   |
|  |       |        |                                |                     |                                  |                             |                                |                     |                     |   |
|  |       |        |                                |                     |                                  |                             |                                |                     |                     | 1. Off Center<br>1A. RIGHT<br>1B. LEFT  |
|  |       |        |                                |                     |                                  |                             |                                |                     |                     | 2. Center line<br>load  |
|  |       |        |                                |                     |                                  |                             |                                |                     |                     | 3. Shoring<br>required:<br>3A. PARKING<br>3B. ROLLING<br>3C. SLEEPER<br>3D. SPECIAL   |
|  |       |        |                                |                     |                                  |                             |                                |                     |                     | 4. Must be<br>positioned in<br>direction of<br>arrow.                                 |
|  |       |        |                                |                     |                                  |                             |                                |                     |                     | 5. Sequence<br>by actual<br>weights.  |
|  |       |        |                                |                     |                                  |                             |                                |                     |                     | 6. Hazardous<br>Cargo:<br>6A. DD Form<br>1387-2<br>6B. DD Form<br>2133                |
|  |       |        |                                |                     |                                  |                             |                                |                     |                     | 7. Maximum<br>Fuel:<br>7A. 1/2 Tank<br>7B. 1/4 Tank                                   |
|  |       |        |                                |                     |                                  |                             |                                |                     |                     | 8. Equipment<br>drained/<br>purged:<br>8A. DRAINED<br><b>NOT</b> PURGED<br>8B. PURGED |
|  |       |        |                                |                     |                                  |                             |                                |                     |                     | 9. Vent Kit<br>Required   |
|  |       |        |                                |                     |                                  |                             |                                |                     |                     | Other<br>Conditions:<br>Identify in<br>column d(2).                                   |
|  |       |        |                                |                     |                                  |                             |                                |                     |                     |   |
|  |       |        |                                | LOAD CG STA         |                                  |                             |                                | LOAD CG STA         |                     |   |
| TYPED/PRINTED NAME, GRADE, ORGANIZATION OF PLANNING OFFICIAL   |       |        |                                |                     | SIGNATURE OF PLANNING OFFICIAL   |                             |                                |                     |                     |   |
| TYPED/PRINTED NAME, GRADE, ORGANIZATION OF LOAD DATA VALIDATOR |       |        |                                |                     | SIGNATURE OF LOAD DATA VALIDATOR |                             |                                |                     |                     |   |