

# UNIT AIRCRAFT UTILIZATION PLAN

1. UNIT/TYPE PLAN (1)

2. UIC (1)

3. UTC (1)

4. DATE PREPARED (1)

PAGE OF PAGES

5. UNIT PROJECT OFFICER (Name, grade and organization) (1)

6. TELEPHONE NO. (1)

7. MAC PLANNER/CERTIFYING OFFICIAL (Name, grade and organization)

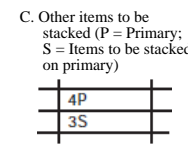
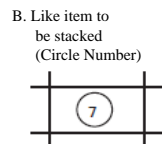
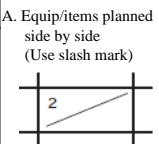
## SECTION I. LOAD ID DATA (See Note 1 - Complete columns a through h, items 8 through 21)

ITEM NUMBER	QNTY TOTAL	ITEM DESCRIPTION	NOTE 2	INCHES			POUNDS		SECTION II. PRELIMINARY LOAD PLAN (PART A: Type Aircraft; PART B: Total Aircraft; COLUMNS i through aa, ITEMS 8 through 23: Load Plan) (See Note 3)																	ITEM NUMBER		
				LENGTH	WIDTH	HEIGHT	EMPTY WEIGHT	PLANNED WEIGHT	PART A																		QNTY TOTAL	
									PART B																			
a	b	c	d	e	f	g	h	i	j	k	l	m	n	o	p	q	r	s	t	u	v	w	x	y	z	aa		
8																												8
9																												9
10																												10
11																												11
12																												12
13																												13
14																												14
15																												15
16																												16
17																												17
18																												18
19	463L PALLETS	CUBE (Each)																									19	
20		CUBE (Each)																										20
21	TROOPS	POUNDS (Each)	SEATS AVAILABLE																					21				
			SEATS PLANNED																									
22	TOTAL TYPE LOADS																									22		

1 Completed by project officer.

3 Mobile Load (Stacking)/Side-by-Side Planning (To be shown in aircraft load column - see example)

- 2 Use these marks to indicate,
- X = Outsized
  - ✓ = Bulk Cargo
  - O = Oversized



23. TOTAL PLANNED WEIGHT

i	j	k	l	m	n	o	p	q	r	s	t	u	v	w	x	y	z	
---	---	---	---	---	---	---	---	---	---	---	---	---	---	---	---	---	---	--