

DEPARTMENT OF DEFENSE (DoD)
SUPPLEMENTAL & COST OF WAR EXECUTION REPORT
AS OF SEPTEMBER 30, 2006

DEFENSE FINANCE AND ACCOUNTING SERVICE - DENVER
DIRECTORATE OF SECURITY ASSISTANCE

Supplemental & Cost of War Execution Report September 2006

Table of Contents

<u>Page</u>		<u>Title</u>
1	Title	<u>Title</u>
2	Table of Contents	<u>Contents</u>
3	Regional Reports - Global War On Terrorism	<u>GWOT</u>
4	Operation - Enduring Freedom	<u>EnduringFreedom</u>
29	Operation - Noble Eagle	<u>NobleEagle</u>
40	Regional Reports - Iraq	<u>Iraq</u>
41	Operation - Iraqi Freedom	<u>IraqiFreedom</u>
67	DoD Component Totals	<u>DoDTotals</u>

GLOBAL WAR ON TERRORISM

ENDURING FREEDOM

COST REPORTS

Offensive actions to respond to the September 11 terrorist attacks

SUPPLEMENTAL & COST OF WAR EXECUTION REPORT

OPERATION - Enduring Freedom

REPORT PERIOD - as of September 30, 2006

(Incremental Costs in Thousands of Dollars)

DoD Totals					
1.0 PERSONNEL COSTS	Monthly	Cumulative	5.0 WORKING CAPITAL FUND SUPPORT COSTS	Monthly	Cumulative
1.1 Military Personnel			5.1 Depot Level Repairables	0	0
1.1.1 Reserve Components Called to Active Duty	93,297	1,189,868	5.2 Depot Maintenance	0	0
1.1.2 Imminent Danger or Hostile Fire Pay	5,202	84,489	5.3 Nonflying Hours Spares (War Reserve Stock)	0	0
1.1.3 Family Separation Allowance	4,054	49,139	5.4 War Reserve Stock Secondary Items	0	0
1.1.4 Hardship Duty Pay	3,015	32,058	5.5 Prepositioning Equipment Replacement (War Reserve Stock)	0	0
1.1.5 Subsistence	(8,696)	246,657	5.6 Prepositioning Munitions Replacement (War Reserve Stock)	0	0
1.1.6 Reserve Component Predeployment Training	0	0	5.7 Battle Damage Repair	0	0
1.1.7 Other Military Personnel (Special Pay)	(14,033)	615,260	TOTAL WORKING CAPITAL FUND SUPPORT	0	0
1.1.8 Active Component Overstrength	16,924	121,231			
Subtotal	99,763	2,338,702	6.0 INVESTMENT COSTS		
1.2 Civilian Personnel			6.1 Procurement		
1.2.1 Civilian Premium Pay	2,799	22,762	6.1.1 Aircraft Procurement	13,898	199,275
1.2.2 Civilian Temporary Hires	2,083	31,011	6.1.2 Munition Procurement	11,450	148,516
Subtotal	4,882	53,773	6.1.3 Vehicle Procurement	5,347	12,286
TOTAL PERSONNEL	104,645	2,392,475	6.1.4 Communication & Electronic Equipment Procurement	421	26,645
2.0 PERSONNEL SUPPORT COSTS			6.1.5 Other Procurement	2,679	626,538
2.1 Temporary Duty (TDY)/Additional Duty (TAD)	60,347	483,193	Subtotal	33,795	1,013,260
2.2 Clothing & Other Equipment & Supplies	26,299	39,654	6.2 Research, Development, Test & Evaluation		
2.3 Medical Support/Health Services	6,909	112,674	6.2.1 Basic Research	0	0
2.4 Reserve Component Activation/Deactivation	0	0	6.2.2 Applied Research	0	0
2.5 Other Personnel Support	(214)	22,694	6.2.3 Advanced Technology Development	0	321
2.6 Rest & Recreation	0	0	6.2.4 Advanced Component Development & Prototype	0	0
TOTAL PERSONNEL SUPPORT	93,341	658,215	6.2.5 System Development & Demonstration	648	648
3.0 OPERATING SUPPORT COSTS			6.2.6 Management Support	0	0
3.1 Training	8,327	42,429	6.2.7 Operational System Development	1,200	16,976
3.2 Operation OPTEMPO (Fuel, Other POL, Parts)	460,758	2,454,448	Subtotal	1,848	17,945
3.3 Other Supplies & Equipment	139,050	831,358	6.3 Military Construction		
3.4 Facilities/Base Support	254,335	1,130,303	6.3.1 Major Construction	8,278	8,278
3.5.1 Organization Level Maintenance	11,128	45,472	6.3.2 Minor Construction	0	0
3.5.2 Intermediate Level Maintenance	1,651	7,049	6.3.3 Family Housing (Construction)	0	0
3.5.3 Depot Level Maintenance	(458)	40,978	6.3.4 Family Housing (Operation & Maintenance)	0	0
3.5.4 Contractor Logistics Support	21,751	153,842	Subtotal	8,278	8,278
3.6 C4I	109,673	562,616	TOTAL INVESTMENT	43,921	1,039,483
3.7 Other Services/Miscellaneous Contracts	143,474	1,089,500	TOTAL COSTS BY APPROPRIATION	Monthly	Cumulative
TOTAL OPERATING SUPPORT	1,149,689	6,357,995	Military Personnel	99,763	2,338,702
4.0 TRANSPORTATION COSTS			Operation & Maintenance	1,321,482	8,186,898
4.1 Airlift	48,546	677,902	Working Capital Fund	0	0
4.2 Sealift	(956)	52,888	Investment	43,921	1,039,483
4.3 Ready Reserve Force/Fast Sealift Ships	0	0	Other	357,716	2,624,138
4.4 Port Handling/Inland Transportation	6,560	56,434	GRAND TOTAL	1,822,882	14,189,221
4.5 Other Transportation	7,826	46,012			
4.6 Second Destination Transportation	11,594	283,679			
TOTAL TRANSPORTATION	73,570	1,116,915			

SUPPLEMENTAL & COST OF WAR EXECUTION REPORT

OPERATION - Enduring Freedom

REPORT PERIOD - as of September 30, 2006

(Incremental Costs in Thousands of Dollars)

AFIS					
1.0 PERSONNEL COSTS	Monthly	Cumulative	5.0 WORKING CAPITAL FUND SUPPORT COSTS	Monthly	Cumulative
1.1 Military Personnel			5.1 Depot Level Repairables	0	0
1.1.1 Reserve Components Called to Active Duty	0	0	5.2 Depot Maintenance	0	0
1.1.2 Imminent Danger or Hostile Fire Pay	0	0	5.3 Nonflying Hours Spares (War Reserve Stock)	0	0
1.1.3 Family Separation Allowance	0	0	5.4 War Reserve Stock Secondary Items	0	0
1.1.4 Hardship Duty Pay	0	0	5.5 Prepositioning Equipment Replacement (War Reserve Stock)	0	0
1.1.5 Subsistence	0	0	5.6 Prepositioning Munitions Replacement (War Reserve Stock)	0	0
1.1.6 Reserve Component Predeployment Training	0	0	5.7 Battle Damage Repair	0	0
1.1.7 Other Military Personnel (Special Pay)	0	0	TOTAL WORKING CAPITAL FUND SUPPORT	0	0
1.1.8 Active Component Overstrength	0	0	6.0 INVESTMENT COSTS		
Subtotal	0	0	6.1 Procurement		
1.2 Civilian Personnel			6.1.1 Aircraft Procurement	0	0
1.2.1 Civilian Premium Pay	0	0	6.1.2 Munition Procurement	0	0
1.2.2 Civilian Temporary Hires	0	0	6.1.3 Vehicle Procurement	0	0
Subtotal	0	0	6.1.4 Communication & Electronic Equipment Procurement	0	0
TOTAL PERSONNEL	0	0	6.1.5 Other Procurement	0	0
2.0 PERSONNEL SUPPORT COSTS			Subtotal	0	0
2.1 Temporary Duty (TDY)/Additional Duty (TAD)	0	0	6.2 Research, Development, Test & Evaluation		
2.2 Clothing & Other Equipment & Supplies	0	0	6.2.1 Basic Research	0	0
2.3 Medical Support/Health Services	0	0	6.2.2 Applied Research	0	0
2.4 Reserve Component Activation/Deactivation	0	0	6.2.3 Advanced Technology Development	0	0
2.5 Other Personnel Support	0	0	6.2.4 Advanced Component Development & Prototype	0	0
2.6 Rest & Recreation	0	0	6.2.5 System Development & Demonstration	0	0
TOTAL PERSONNEL SUPPORT	0	0	6.2.6 Management Support	0	0
3.0 OPERATING SUPPORT COSTS			6.2.7 Operational System Development	0	0
3.1 Training	0	0	Subtotal	0	0
3.2 Operation OPTEMPO (Fuel, Other POL, Parts)	0	0	6.3 Military Construction		
3.3 Other Supplies & Equipment	305	345	6.3.1 Major Construction	0	0
3.4 Facilities/Base Support	0	0	6.3.2 Minor Construction	0	0
3.5.1 Organization Level Maintenance	0	0	6.3.3 Family Housing (Construction)	0	0
3.5.2 Intermediate Level Maintenance	0	0	6.3.4 Family Housing (Operation & Maintenance)	0	0
3.5.3 Depot Level Maintenance	0	0	Subtotal	0	0
3.5.4 Contractor Logistics Support	0	0	TOTAL INVESTMENT	0	0
3.6 C4I	0	0	TOTAL COSTS BY APPROPRIATION	Monthly	Cumulative
3.7 Other Services/Miscellaneous Contracts	0	1,429	Military Personnel	0	0
TOTAL OPERATING SUPPORT	305	1,774	Operation & Maintenance	305	1,774
4.0 TRANSPORTATION COSTS			Working Capital Fund	0	0
4.1 Airlift	0	0	Investment	0	0
4.2 Sealift	0	0	Other	0	0
4.3 Ready Reserve Force/Fast Sealift Ships	0	0	GRAND TOTAL	305	1,774
4.4 Port Handling/Inland Transportation	0	0			
4.5 Other Transportation	0	0			
4.6 Second Destination Transportation	0	0			
TOTAL TRANSPORTATION	0	0			

SUPPLEMENTAL & COST OF WAR EXECUTION REPORT

OPERATION - Enduring Freedom

REPORT PERIOD - as of September 30, 2006

(Incremental Costs in Thousands of Dollars)

Air Force					
1.0 PERSONNEL COSTS	Monthly	Cumulative	5.0 WORKING CAPITAL FUND SUPPORT COSTS	Monthly	Cumulative
1.1 Military Personnel			5.1 Depot Level Repairables	0	0
1.1.1 Reserve Components Called to Active Duty	37,840	509,940	5.2 Depot Maintenance	0	0
1.1.2 Imminent Danger or Hostile Fire Pay	1,765	19,502	5.3 Nonflying Hours Spares (War Reserve Stock)	0	0
1.1.3 Family Separation Allowance	1,322	13,145	5.4 War Reserve Stock Secondary Items	0	0
1.1.4 Hardship Duty Pay	1,076	10,823	5.5 Prepositioning Equipment Replacement (War Reserve Stock)	0	0
1.1.5 Subsistence	3,328	60,302	5.6 Prepositioning Munitions Replacement (War Reserve Stock)	0	0
1.1.6 Reserve Component Predeployment Training	0	0	5.7 Battle Damage Repair	0	0
1.1.7 Other Military Personnel (Special Pay)	12,711	148,410	TOTAL WORKING CAPITAL FUND SUPPORT	0	0
1.1.8 Active Component Overstrength	0	0	6.0 INVESTMENT COSTS		
Subtotal	58,042	762,122	6.1 Procurement		
1.2 Civilian Personnel			6.1.1 Aircraft Procurement	10,349	71,166
1.2.1 Civilian Premium Pay	411	2,219	6.1.2 Munition Procurement	464	1,763
1.2.2 Civilian Temporary Hires	1,486	15,717	6.1.3 Vehicle Procurement	5,347	12,286
Subtotal	1,897	17,936	6.1.4 Communication & Electronic Equipment Procurement	421	11,132
TOTAL PERSONNEL	59,939	780,058	6.1.5 Other Procurement	0	19,002
2.0 PERSONNEL SUPPORT COSTS			Subtotal	16,581	115,349
2.1 Temporary Duty (TDY)/Additional Duty (TAD)	9,154	172,644	6.2 Research, Development, Test & Evaluation		
2.2 Clothing & Other Equipment & Supplies	(24)	171	6.2.1 Basic Research	0	0
2.3 Medical Support/Health Services	51	1,286	6.2.2 Applied Research	0	0
2.4 Reserve Component Activation/Deactivation	0	0	6.2.3 Advanced Technology Development	0	321
2.5 Other Personnel Support	0	0	6.2.4 Advanced Component Development & Prototype	0	0
2.6 Rest & Recreation	0	0	6.2.5 System Development & Demonstration	0	0
TOTAL PERSONNEL SUPPORT	9,181	174,101	6.2.6 Management Support	0	0
3.0 OPERATING SUPPORT COSTS			6.2.7 Operational System Development	0	1,200
3.1 Training	0	0	Subtotal	0	1,521
3.2 Operation OPTEMPO (Fuel, Other POL, Parts)	278,320	1,022,045	6.3 Military Construction		
3.3 Other Supplies & Equipment	20,531	90,417	6.3.1 Major Construction	8,278	8,278
3.4 Facilities/Base Support	8,679	43,539	6.3.2 Minor Construction	0	0
3.5.1 Organization Level Maintenance	0	0	6.3.3 Family Housing (Construction)	0	0
3.5.2 Intermediate Level Maintenance	0	0	6.3.4 Family Housing (Operation & Maintenance)	0	0
3.5.3 Depot Level Maintenance	2,041	2,041	Subtotal	8,278	8,278
3.5.4 Contractor Logistics Support	2,299	31,874	TOTAL INVESTMENT	24,859	125,148
3.6 C4I	1,272	143,492	TOTAL COSTS BY APPROPRIATION	Monthly	Cumulative
3.7 Other Services/Miscellaneous Contracts	37,149	373,599	Military Personnel	58,042	762,122
TOTAL OPERATING SUPPORT	350,291	1,707,007	Operation & Maintenance	353,314	2,282,363
4.0 TRANSPORTATION COSTS			Working Capital Fund	0	0
4.1 Airlift	1,723	365,264	Investment	24,859	125,148
4.2 Sealift	21	53	Other	0	0
4.3 Ready Reserve Force/Fast Sealift Ships	0	0	GRAND TOTAL	436,215	3,169,633
4.4 Port Handling/Inland Transportation	3	29			
4.5 Other Transportation	(9,802)	17,973			
4.6 Second Destination Transportation	0	0			
TOTAL TRANSPORTATION	(8,055)	383,319			

SUPPLEMENTAL & COST OF WAR EXECUTION REPORT

OPERATION - Enduring Freedom

REPORT PERIOD - as of September 30, 2006

(Incremental Costs in Thousands of Dollars)

Army				
1.0 PERSONNEL COSTS	Monthly	Cumulative	5.0 WORKING CAPITAL FUND SUPPORT COSTS	Monthly Cumulative
1.1 Military Personnel			5.1 Depot Level Repairables	0 0
1.1.1 Reserve Components Called to Active Duty	47,608	584,945	5.2 Depot Maintenance	0 0
1.1.2 Imminent Danger or Hostile Fire Pay	3,679	42,774	5.3 Nonflying Hours Spares (War Reserve Stock)	0 0
1.1.3 Family Separation Allowance	1,909	25,972	5.4 War Reserve Stock Secondary Items	0 0
1.1.4 Hardship Duty Pay	1,565	16,935	5.5 Prepositioning Equipment Replacement (War Reserve Stock)	0 0
1.1.5 Subsistence	(15,538)	169,888	5.6 Prepositioning Munitions Replacement (War Reserve Stock)	0 0
1.1.6 Reserve Component Predeployment Training	0	0	5.7 Battle Damage Repair	0 0
1.1.7 Other Military Personnel (Special Pay)	(54,699)	346,937	TOTAL WORKING CAPITAL FUND SUPPORT	0 0
1.1.8 Active Component Overstrength	9,479	72,479	6.0 INVESTMENT COSTS	
Subtotal	(5,997)	1,259,930	6.1 Procurement	
1.2 Civilian Personnel			6.1.1 Aircraft Procurement	0 0
1.2.1 Civilian Premium Pay	169	5,200	6.1.2 Munition Procurement	0 0
1.2.2 Civilian Temporary Hires	287	5,818	6.1.3 Vehicle Procurement	0 0
Subtotal	456	11,018	6.1.4 Communication & Electronic Equipment Procurement	0 0
TOTAL PERSONNEL	(5,541)	1,270,948	6.1.5 Other Procurement	0 0
2.0 PERSONNEL SUPPORT COSTS			Subtotal	0 0
2.1 Temporary Duty (TDY)/Additional Duty (TAD)	43,181	168,051	6.2 Research, Development, Test & Evaluation	
2.2 Clothing & Other Equipment & Supplies	1,371	8,285	6.2.1 Basic Research	0 0
2.3 Medical Support/Health Services	3,945	44,507	6.2.2 Applied Research	0 0
2.4 Reserve Component Activation/Deactivation	0	0	6.2.3 Advanced Technology Development	0 0
2.5 Other Personnel Support	2,537	14,917	6.2.4 Advanced Component Development & Prototype	0 0
2.6 Rest & Recreation	0	0	6.2.5 System Development & Demonstration	0 0
TOTAL PERSONNEL SUPPORT	51,034	235,760	6.2.6 Management Support	0 0
3.0 OPERATING SUPPORT COSTS			6.2.7 Operational System Development	0 0
3.1 Training	414	1,765	Subtotal	0 0
3.2 Operation OPTEMPO (Fuel, Other POL, Parts)	96,790	718,125	6.3 Military Construction	
3.3 Other Supplies & Equipment	60,723	506,343	6.3.1 Major Construction	0 0
3.4 Facilities/Base Support	79,217	867,583	6.3.2 Minor Construction	0 0
3.5.1 Organization Level Maintenance	6,347	15,649	6.3.3 Family Housing (Construction)	0 0
3.5.2 Intermediate Level Maintenance	1,651	5,810	6.3.4 Family Housing (Operation & Maintenance)	0 0
3.5.3 Depot Level Maintenance	31	2,593	Subtotal	0 0
3.5.4 Contractor Logistics Support	12,715	55,702	TOTAL INVESTMENT	0 0
3.6 C4I	40,039	220,705	TOTAL COSTS BY APPROPRIATION	Monthly Cumulative
3.7 Other Services/Miscellaneous Contracts	25,818	186,192	Military Personnel	(5,997) 1,259,930
TOTAL OPERATING SUPPORT	323,745	2,580,467	Operation & Maintenance	411,631 3,283,158
4.0 TRANSPORTATION COSTS			Working Capital Fund	0 0
4.1 Airlift	16,870	93,175	Investment	0 0
4.2 Sealift	2,931	28,943	Other	357,716 2,021,133
4.3 Ready Reserve Force/Fast Sealift Ships	0	0	GRAND TOTAL	763,350 6,564,221
4.4 Port Handling/Inland Transportation	4,216	52,900		
4.5 Other Transportation	785	822		
4.6 Second Destination Transportation	11,594	280,073		
TOTAL TRANSPORTATION	36,396	455,913		

SUPPLEMENTAL & COST OF WAR EXECUTION REPORT - FY 2006 APPROPRIATIONS

OPERATION - Enduring Freedom

REPORT PERIOD - as of September 30, 2006

(Incremental Costs in Thousands of Dollars)

Army Subsidiary Report

7.0 <u>OTHER SUPPORT COSTS</u>	Monthly	Cumulative
---------------------------------------	----------------	-------------------

COALITION SUPPORT

7.1 Coalition Support

Subtotal	0	0
----------	---	---

7.2 Lift & Sustain

7.2.1 Transportation Support	0	0
7.2.2 Logistic Support	0	0
7.2.3 Other Support	0	0
Subtotal	0	0

ASFF/ISFF

7.3 Train & Equip

7.3.1 Defense Forces Sustainment	0	0
7.3.2 Defense Forces Infrastructure	0	0
7.3.3 Defense Forces Equipment/Transportation	0	0
7.3.4 Defense Forces Training & Operations	0	0
7.3.5 Interior Forces Sustainment	0	0
7.3.6 Interior Forces Infrastructure	0	0
7.3.7 Interior Forces Equipment/Transportation	0	0
7.3.8 Interior Forces Training & Operations	0	0
7.3.9 Quick Response Funding	0	0
7.3.10 Other Support	0	0
7.3.11 Detainee Forces Infrastructure	0	0
7.3.12 Detainee Forces Equipment/Transportation	0	0
7.3.13 Detainee Forces Training & Operations	0	0
7.3.14 Regional Training Center	0	0
7.3.15 Other Support	0	0
7.3.16 Detainee Operations	0	0
7.3.17 Prosthetics Clinic	0	0
Subtotal	0	0

CERP

7.4 Commander's Emergency Response Program

Afghanistan	47,248	215,001
Iraq	0	0
Subtotal	47,248	215,001
TOTAL OTHER SUPPORT	47,248	215,001

**SUPPLEMENTAL & COST OF WAR EXECUTION REPORT - FY 2005 AFGHANISTAN SECURITY FORCES FUND
(SECOND YEAR EXECUTION)
OPERATION - Enduring Freedom**

REPORT PERIOD - as of September 30, 2006

(Incremental Costs in Thousands of Dollars)

Army Subsidiary Report

7.0 OTHER SUPPORT COSTS Monthly Cumulative

COALITION SUPPORT

7.1 Coalition Support

Subtotal	0	0
----------	---	---

7.2 Lift & Sustain

7.2.1 Transportation Support	0	0
7.2.2 Logistic Support	0	0
7.2.3 Other Support	0	0
Subtotal	0	0

ASFF/ISFF

7.3 Train & Equip

7.3.1 Defense Forces Sustainment	0	195,100
7.3.2 Defense Forces Infrastructure	0	152,050
7.3.3 Defense Forces Equipment/Transportation	(1,945)	167,847
7.3.4 Defense Forces Training & Operations	32,165	195,689
7.3.5 Interior Forces Sustainment	0	46,823
7.3.6 Interior Forces Infrastructure	0	51,000
7.3.7 Interior Forces Equipment/Transportation	0	102,176
7.3.8 Interior Forces Training & Operations	0	0
7.3.9 Quick Response Funding	0	0
7.3.10 Detainee Forces Sustainment	0	988
7.3.11 Detainee Forces Infrastructure	0	1,693
7.3.12 Detainee Forces Equipment/Transportation	0	2,596
7.3.13 Detainee Forces Training & Operations	0	3,723
7.3.14 Regional Training Center	0	0
7.3.15 Other Support	0	0
7.3.16 Detainee Operations	0	0
7.3.17 Prosthetics Clinic	0	0
Subtotal	30,220	919,685

CERP

7.4 Commander's Emergency Response Program

Afghanistan	0	0
Iraq	0	0
Subtotal	0	0

TOTAL OTHER SUPPORT	30,220	919,685
---------------------	--------	---------

SUPPLEMENTAL & COST OF WAR EXECUTION REPORT - FY 2006 AFGHANISTAN SECURITY FORCES FUND

OPERATION - Enduring Freedom

REPORT PERIOD - as of September 30, 2006

(Incremental Costs in Thousands of Dollars)

Army Subsidiary Report

7.0 OTHER SUPPORT COSTS Monthly Cumulative

COALITION SUPPORT

7.1 Coalition Support

Subtotal 0 0

7.2 Lift & Sustain

7.2.1 Transportation Support 0 0
 7.2.2 Logistic Support 0 0
 7.2.3 Other Support 0 0

Subtotal 0 0

ASFF/ISFF

7.3 Train & Equip

7.3.1 Defense Forces Sustainment 0 144,396
 7.3.2 Defense Forces Infrastructure 44,000 150,865
 7.3.3 Defense Forces Equipment/Transportation 87,237 112,111
 7.3.4 Defense Forces Training & Operations 871 84,082
 7.3.5 Interior Forces Sustainment 30,500 114,697
 7.3.6 Interior Forces Infrastructure 0 145,000
 7.3.7 Interior Forces Equipment/Transportation 117,640 121,196
 7.3.8 Interior Forces Training & Operations 0 0
 7.3.9 Quick Response Funding 0 0
 7.3.10 Detainee Forces Sustainment 800 1,200
 7.3.11 Detainee Forces Infrastructure 0 12,500
 7.3.12 Detainee Forces Equipment/Transportation (800) 400
 7.3.13 Detainee Forces Training & Operations 0 0
 7.3.14 Regional Training Center 0 0
 7.3.15 Other Support 0 0
 7.3.16 Detainee Operations 0 0
 7.3.17 Prosthetics Clinic 0 0

Subtotal 280,248 886,447

CERP

7.4 Commander's Emergency Response Program

Afghanistan 0 0
 Iraq 0 0
 Subtotal 0 0

TOTAL OTHER SUPPORT 280,248 886,447

SUPPLEMENTAL & COST OF WAR EXECUTION REPORT

OPERATION - Enduring Freedom

REPORT PERIOD - as of September 30, 2006

(Incremental Costs in Thousands of Dollars)

CIFA				
			5.0 WORKING CAPITAL FUND SUPPORT COSTS	
1.0 PERSONNEL COSTS	Monthly	Cumulative	Monthly	Cumulative
1.1 Military Personnel				
1.1.1 Reserve Components Called to Active Duty	0	0	0	0
1.1.2 Imminent Danger or Hostile Fire Pay	0	0	0	0
1.1.3 Family Separation Allowance	0	0	0	0
1.1.4 Hardship Duty Pay	0	0	0	0
1.1.5 Subsistence	0	0	0	0
1.1.6 Reserve Component Predeployment Training	0	0	0	0
1.1.7 Other Military Personnel (Special Pay)	0	0	0	0
1.1.8 Active Component Overstrength	0	0	0	0
Subtotal	0	0		
1.2 Civilian Personnel				
1.2.1 Civilian Premium Pay	0	0		
1.2.2 Civilian Temporary Hires	0	0		
Subtotal	0	0		
TOTAL PERSONNEL	0	0		
2.0 PERSONNEL SUPPORT COSTS				
2.1 Temporary Duty (TDY)/Additional Duty (TAD)	0	0		
2.2 Clothing & Other Equipment & Supplies	0	0		
2.3 Medical Support/Health Services	0	0		
2.4 Reserve Component Activation/Deactivation	0	0		
2.5 Other Personnel Support	0	0		
2.6 Rest & Recreation	0	0		
TOTAL PERSONNEL SUPPORT	0	0		
3.0 OPERATING SUPPORT COSTS				
3.1 Training	0	0		
3.2 Operation OPTEMPO (Fuel, Other POL, Parts)	0	0		
3.3 Other Supplies & Equipment	0	0		
3.4 Facilities/Base Support	0	0		
3.5.1 Organization Level Maintenance	0	0		
3.5.2 Intermediate Level Maintenance	0	0		
3.5.3 Depot Level Maintenance	0	0		
3.5.4 Contractor Logistics Support	0	0		
3.6 C4I	0	0		
3.7 Other Services/Miscellaneous Contracts	13,684	32,657		
TOTAL OPERATING SUPPORT	13,684	32,657		
4.0 TRANSPORTATION COSTS				
4.1 Airlift	0	0		
4.2 Sealift	0	0		
4.3 Ready Reserve Force/Fast Sealift Ships	0	0		
4.4 Port Handling/Inland Transportation	0	0		
4.5 Other Transportation	0	0		
4.6 Second Destination Transportation	0	0		
TOTAL TRANSPORTATION	0	0		
			5.1 Depot Level Repairables	0
			5.2 Depot Maintenance	0
			5.3 Nonflying Hours Spares (War Reserve Stock)	0
			5.4 War Reserve Stock Secondary Items	0
			5.5 Prepositioning Equipment Replacement (War Reserve Stock)	0
			5.6 Prepositioning Munitions Replacement (War Reserve Stock)	0
			5.7 Battle Damage Repair	0
			TOTAL WORKING CAPITAL FUND SUPPORT	0
			6.0 INVESTMENT COSTS	
			6.1 Procurement	
			6.1.1 Aircraft Procurement	0
			6.1.2 Munition Procurement	0
			6.1.3 Vehicle Procurement	0
			6.1.4 Communication & Electronic Equipment Procurement	0
			6.1.5 Other Procurement	0
			Subtotal	0
			6.2 Research, Development, Test & Evaluation	
			6.2.1 Basic Research	0
			6.2.2 Applied Research	0
			6.2.3 Advanced Technology Development	0
			6.2.4 Advanced Component Development & Prototype	0
			6.2.5 System Development & Demonstration	0
			6.2.6 Management Support	0
			6.2.7 Operational System Development	1,200
			Subtotal	1,200
			6.3 Military Construction	
			6.3.1 Major Construction	0
			6.3.2 Minor Construction	0
			6.3.3 Family Housing (Construction)	0
			6.3.4 Family Housing (Operation & Maintenance)	0
			Subtotal	0
			TOTAL INVESTMENT	1,200
			TOTAL COSTS BY APPROPRIATION	Monthly Cumulative
			Military Personnel	0
			Operation & Maintenance	13,684
			Working Capital Fund	0
			Investment	1,200
			Other	0
			GRAND TOTAL	14,884 48,433

SUPPLEMENTAL & COST OF WAR EXECUTION REPORT

OPERATION - Enduring Freedom

REPORT PERIOD - as of September 30, 2006

(Incremental Costs in Thousands of Dollars)

DCMA				
1.0 PERSONNEL COSTS	Monthly	Cumulative	5.0 WORKING CAPITAL FUND SUPPORT COSTS	Monthly Cumulative
1.1 Military Personnel			5.1 Depot Level Repairables	0 0
1.1.1 Reserve Components Called to Active Duty	0	0	5.2 Depot Maintenance	0 0
1.1.2 Imminent Danger or Hostile Fire Pay	0	0	5.3 Nonflying Hours Spares (War Reserve Stock)	0 0
1.1.3 Family Separation Allowance	0	0	5.4 War Reserve Stock Secondary Items	0 0
1.1.4 Hardship Duty Pay	0	0	5.5 Prepositioning Equipment Replacement (War Reserve Stock)	0 0
1.1.5 Subsistence	0	0	5.6 Prepositioning Munitions Replacement (War Reserve Stock)	0 0
1.1.6 Reserve Component Predeployment Training	0	0	5.7 Battle Damage Repair	0 0
1.1.7 Other Military Personnel (Special Pay)	0	0	TOTAL WORKING CAPITAL FUND SUPPORT	0 0
1.1.8 Active Component Overstrength	0	0	6.0 INVESTMENT COSTS	
Subtotal	0	0	6.1 Procurement	
1.2 Civilian Personnel			6.1.1 Aircraft Procurement	0 0
1.2.1 Civilian Premium Pay	389	3,186	6.1.2 Munition Procurement	0 0
1.2.2 Civilian Temporary Hires	0	0	6.1.3 Vehicle Procurement	0 0
Subtotal	389	3,186	6.1.4 Communication & Electronic Equipment Procurement	0 0
TOTAL PERSONNEL	389	3,186	6.1.5 Other Procurement	0 0
2.0 PERSONNEL SUPPORT COSTS			Subtotal	0 0
2.1 Temporary Duty (TDY)/Additional Duty (TAD)	(112)	1,940	6.2 Research, Development, Test & Evaluation	
2.2 Clothing & Other Equipment & Supplies	0	0	6.2.1 Basic Research	0 0
2.3 Medical Support/Health Services	0	0	6.2.2 Applied Research	0 0
2.4 Reserve Component Activation/Deactivation	0	0	6.2.3 Advanced Technology Development	0 0
2.5 Other Personnel Support	0	0	6.2.4 Advanced Component Development & Prototype	0 0
2.6 Rest & Recreation	0	0	6.2.5 System Development & Demonstration	0 0
TOTAL PERSONNEL SUPPORT	(112)	1,940	6.2.6 Management Support	0 0
3.0 OPERATING SUPPORT COSTS			6.2.7 Operational System Development	0 0
3.1 Training	0	0	Subtotal	0 0
3.2 Operation OPTEMPO (Fuel, Other POL, Parts)	0	0	6.3 Military Construction	
3.3 Other Supplies & Equipment	117	688	6.3.1 Major Construction	0 0
3.4 Facilities/Base Support	41	236	6.3.2 Minor Construction	0 0
3.5.1 Organization Level Maintenance	0	0	6.3.3 Family Housing (Construction)	0 0
3.5.2 Intermediate Level Maintenance	0	0	6.3.4 Family Housing (Operation & Maintenance)	0 0
3.5.3 Depot Level Maintenance	0	0	Subtotal	0 0
3.5.4 Contractor Logistics Support	0	0	TOTAL INVESTMENT	0 0
3.6 C4I	0	0	TOTAL COSTS BY APPROPRIATION	Monthly Cumulative
3.7 Other Services/Miscellaneous Contracts	0	0	Military Personnel	0 0
TOTAL OPERATING SUPPORT	158	924	Operation & Maintenance	435 6,050
4.0 TRANSPORTATION COSTS			Working Capital Fund	0 0
4.1 Airlift	0	0	Investment	0 0
4.2 Sealift	0	0	Other	0 0
4.3 Ready Reserve Force/Fast Sealift Ships	0	0	GRAND TOTAL	435 6,050
4.4 Port Handling/Inland Transportation	0	0		
4.5 Other Transportation	0	0		
4.6 Second Destination Transportation	0	0		
TOTAL TRANSPORTATION	0	0		

SUPPLEMENTAL & COST OF WAR EXECUTION REPORT

OPERATION - Enduring Freedom

REPORT PERIOD - as of September 30, 2006

(Incremental Costs in Thousands of Dollars)

Defense Health				
1.0 PERSONNEL COSTS			5.0 WORKING CAPITAL FUND SUPPORT COSTS	
	Monthly	Cumulative	Monthly	Cumulative
1.1 Military Personnel				
1.1.1 Reserve Components Called to Active Duty	0	0	5.1 Depot Level Repairables	0
1.1.2 Imminent Danger or Hostile Fire Pay	0	0	5.2 Depot Maintenance	0
1.1.3 Family Separation Allowance	0	0	5.3 Nonflying Hours Spares (War Reserve Stock)	0
1.1.4 Hardship Duty Pay	0	0	5.4 War Reserve Stock Secondary Items	0
1.1.5 Subsistence	0	0	5.5 Prepositioning Equipment Replacement (War Reserve Stock)	0
1.1.6 Reserve Component Predeployment Training	0	0	5.6 Prepositioning Munitions Replacement (War Reserve Stock)	0
1.1.7 Other Military Personnel (Special Pay)	0	0	5.7 Battle Damage Repair	0
1.1.8 Active Component Overstrength	0	0		
Subtotal	0	0	TOTAL WORKING CAPITAL FUND SUPPORT	0
1.2 Civilian Personnel			6.0 INVESTMENT COSTS	
1.2.1 Civilian Premium Pay	0	0	6.1 <u>Procurement</u>	
1.2.2 Civilian Temporary Hires	0	0	6.1.1 Aircraft Procurement	0
Subtotal	0	0	6.1.2 Munition Procurement	0
TOTAL PERSONNEL	0	0	6.1.3 Vehicle Procurement	0
			6.1.4 Communication & Electronic Equipment Procurement	0
2.0 PERSONNEL SUPPORT COSTS			6.1.5 Other Procurement	0
2.1 Temporary Duty (TDY)/Additional Duty (TAD)	0	161	Subtotal	0
2.2 Clothing & Other Equipment & Supplies	0	0	6.2 Research, Development, Test & Evaluation	
2.3 Medical Support/Health Services	1,691	64,115	6.2.1 Basic Research	0
2.4 Reserve Component Activation/Deactivation	0	0	6.2.2 Applied Research	0
2.5 Other Personnel Support	0	0	6.2.3 Advanced Technology Development	0
2.6 Rest & Recreation	0	0	6.2.4 Advanced Component Development & Prototype	0
TOTAL PERSONNEL SUPPORT	1,691	64,276	6.2.5 System Development & Demonstration	0
			6.2.6 Management Support	0
3.0 OPERATING SUPPORT COSTS			6.2.7 Operational System Development	0
3.1 Training	0	0	Subtotal	0
3.2 Operation OPTEMPO (Fuel, Other POL, Parts)	0	0	6.3 Military Construction	
3.3 Other Supplies & Equipment	0	0	6.3.1 Major Construction	0
3.4 Facilities/Base Support	0	0	6.3.2 Minor Construction	0
3.5.1 Organization Level Maintenance	0	0	6.3.3 Family Housing (Construction)	0
3.5.2 Intermediate Level Maintenance	0	0	6.3.4 Family Housing (Operation & Maintenance)	0
3.5.3 Depot Level Maintenance	0	0	Subtotal	0
3.5.4 Contractor Logistics Support	0	0	TOTAL INVESTMENT	0
3.6 C4I	0	0		
3.7 Other Services/Miscellaneous Contracts	0	0	TOTAL COSTS BY APPROPRIATION	Monthly Cumulative
TOTAL OPERATING SUPPORT	0	0	Military Personnel	0
			Operation & Maintenance	1,691
4.0 TRANSPORTATION COSTS			Working Capital Fund	0
4.1 Airlift	0	0	Investment	0
4.2 Sealift	0	0	Other	0
4.3 Ready Reserve Force/Fast Sealift Ships	0	0	GRAND TOTAL	1,691
4.4 Port Handling/Inland Transportation	0	0		64,276
4.5 Other Transportation	0	0		
4.6 Second Destination Transportation	0	0		
TOTAL TRANSPORTATION	0	0		

SUPPLEMENTAL & COST OF WAR EXECUTION REPORT

OPERATION - Enduring Freedom

REPORT PERIOD - as of September 30, 2006

(Incremental Costs in Thousands of Dollars)

DIA									
1.0 PERSONNEL COSTS			Monthly	Cumulative	5.0 WORKING CAPITAL FUND SUPPORT COSTS			Monthly	Cumulative
1.1 Military Personnel					5.1 Depot Level Repairables			0	0
1.1.1 Reserve Components Called to Active Duty	0	0			5.2 Depot Maintenance			0	0
1.1.2 Imminent Danger or Hostile Fire Pay	0	0			5.3 Nonflying Hours Spares (War Reserve Stock)			0	0
1.1.3 Family Separation Allowance	0	0			5.4 War Reserve Stock Secondary Items			0	0
1.1.4 Hardship Duty Pay	0	0			5.5 Prepositioning Equipment Replacement (War Reserve Stock)			0	0
1.1.5 Subsistence	0	0			5.6 Prepositioning Munitions Replacement (War Reserve Stock)			0	0
1.1.6 Reserve Component Predeployment Training	0	0			5.7 Battle Damage Repair			0	0
1.1.7 Other Military Personnel (Special Pay)	0	0			TOTAL WORKING CAPITAL FUND SUPPORT			0	0
1.1.8 Active Component Overstrength	0	0			6.0 INVESTMENT COSTS				
Subtotal	0	0			6.1 Procurement				
1.2 Civilian Personnel					6.1.1 Aircraft Procurement			0	0
1.2.1 Civilian Premium Pay	0	0			6.1.2 Munition Procurement			0	0
1.2.2 Civilian Temporary Hires	0	0			6.1.3 Vehicle Procurement			0	0
Subtotal	0	0			6.1.4 Communication & Electronic Equipment Procurement			0	0
TOTAL PERSONNEL	0	0			6.1.5 Other Procurement			0	0
2.0 PERSONNEL SUPPORT COSTS					Subtotal			0	0
2.1 Temporary Duty (TDY)/Additional Duty (TAD)	0	0			6.2 Research, Development, Test & Evaluation				
2.2 Clothing & Other Equipment & Supplies	0	0			6.2.1 Basic Research			0	0
2.3 Medical Support/Health Services	0	0			6.2.2 Applied Research			0	0
2.4 Reserve Component Activation/Deactivation	0	0			6.2.3 Advanced Technology Development			0	0
2.5 Other Personnel Support	0	0			6.2.4 Advanced Component Development & Prototype			0	0
2.6 Rest & Recreation	0	0			6.2.5 System Development & Demonstration			0	0
TOTAL PERSONNEL SUPPORT	0	0			6.2.6 Management Support			0	0
3.0 OPERATING SUPPORT COSTS					6.2.7 Operational System Development			0	0
3.1 Training	0	0			Subtotal			0	0
3.2 Operation OPTEMPO (Fuel, Other POL, Parts)	0	0			6.3 Military Construction				
3.3 Other Supplies & Equipment	0	0			6.3.1 Major Construction			0	0
3.4 Facilities/Base Support	0	0			6.3.2 Minor Construction			0	0
3.5.1 Organization Level Maintenance	0	0			6.3.3 Family Housing (Construction)			0	0
3.5.2 Intermediate Level Maintenance	0	0			6.3.4 Family Housing (Operation & Maintenance)			0	0
3.5.3 Depot Level Maintenance	0	0			Subtotal			0	0
3.5.4 Contractor Logistics Support	0	0			TOTAL INVESTMENT			0	0
3.6 C4I	14,613	25,063			TOTAL COSTS BY APPROPRIATION			Monthly	Cumulative
3.7 Other Services/Miscellaneous Contracts	0	0			Military Personnel			0	0
TOTAL OPERATING SUPPORT	14,613	25,063			Operation & Maintenance			14,613	25,063
4.0 TRANSPORTATION COSTS					Working Capital Fund			0	0
4.1 Airlift	0	0			Investment			0	0
4.2 Sealift	0	0			Other			0	0
4.3 Ready Reserve Force/Fast Sealift Ships	0	0			GRAND TOTAL			14,613	25,063
4.4 Port Handling/Inland Transportation	0	0							
4.5 Other Transportation	0	0							
4.6 Second Destination Transportation	0	0							
TOTAL TRANSPORTATION	0	0							

SUPPLEMENTAL & COST OF WAR EXECUTION REPORT

OPERATION - Enduring Freedom

REPORT PERIOD - as of September 30, 2006

(Incremental Costs in Thousands of Dollars)

DISA									
1.0 PERSONNEL COSTS			Monthly	Cumulative	5.0 WORKING CAPITAL FUND SUPPORT COSTS			Monthly	Cumulative
1.1 Military Personnel					5.1 Depot Level Repairables			0	0
1.1.1 Reserve Components Called to Active Duty	0	0			5.2 Depot Maintenance			0	0
1.1.2 Imminent Danger or Hostile Fire Pay	0	0			5.3 Nonflying Hours Spares (War Reserve Stock)			0	0
1.1.3 Family Separation Allowance	0	0			5.4 War Reserve Stock Secondary Items			0	0
1.1.4 Hardship Duty Pay	0	0			5.5 Prepositioning Equipment Replacement (War Reserve Stock)			0	0
1.1.5 Subsistence	0	0			5.6 Prepositioning Munitions Replacement (War Reserve Stock)			0	0
1.1.6 Reserve Component Predeployment Training	0	0			5.7 Battle Damage Repair			0	0
1.1.7 Other Military Personnel (Special Pay)	0	0			TOTAL WORKING CAPITAL FUND SUPPORT			0	0
1.1.8 Active Component Overstrength	0	0			6.0 INVESTMENT COSTS				
Subtotal	0	0			6.1 Procurement				
1.2 Civilian Personnel					6.1.1 Aircraft Procurement			0	0
1.2.1 Civilian Premium Pay	0	0			6.1.2 Munition Procurement			0	0
1.2.2 Civilian Temporary Hires	0	0			6.1.3 Vehicle Procurement			0	0
Subtotal	0	0			6.1.4 Communication & Electronic Equipment Procurement			0	228
TOTAL PERSONNEL	0	0			6.1.5 Other Procurement			0	0
2.0 PERSONNEL SUPPORT COSTS					Subtotal			0	228
2.1 Temporary Duty (TDY)/Additional Duty (TAD)	0	8			6.2 Research, Development, Test & Evaluation				
2.2 Clothing & Other Equipment & Supplies	0	0			6.2.1 Basic Research			0	0
2.3 Medical Support/Health Services	0	0			6.2.2 Applied Research			0	0
2.4 Reserve Component Activation/Deactivation	0	0			6.2.3 Advanced Technology Development			0	0
2.5 Other Personnel Support	0	0			6.2.4 Advanced Component Development & Prototype			0	0
2.6 Rest & Recreation	0	0			6.2.5 System Development & Demonstration			0	0
TOTAL PERSONNEL SUPPORT	0	8			6.2.6 Management Support			0	0
3.0 OPERATING SUPPORT COSTS					6.2.7 Operational System Development			0	0
3.1 Training	0	0			Subtotal			0	0
3.2 Operation OPTEMPO (Fuel, Other POL, Parts)	0	0			6.3 Military Construction				
3.3 Other Supplies & Equipment	0	0			6.3.1 Major Construction			0	0
3.4 Facilities/Base Support	0	0			6.3.2 Minor Construction			0	0
3.5.1 Organization Level Maintenance	0	0			6.3.3 Family Housing (Construction)			0	0
3.5.2 Intermediate Level Maintenance	0	0			6.3.4 Family Housing (Operation & Maintenance)			0	0
3.5.3 Depot Level Maintenance	0	0			Subtotal			0	0
3.5.4 Contractor Logistics Support	0	0			TOTAL INVESTMENT			0	228
3.6 C4I	4,436	33,531			TOTAL COSTS BY APPROPRIATION			Monthly	Cumulative
3.7 Other Services/Miscellaneous Contracts	0	0			Military Personnel			0	0
TOTAL OPERATING SUPPORT	4,436	33,531			Operation & Maintenance			4,436	33,539
4.0 TRANSPORTATION COSTS					Working Capital Fund			0	0
4.1 Airlift	0	0			Investment			0	228
4.2 Sealift	0	0			Other			0	0
4.3 Ready Reserve Force/Fast Sealift Ships	0	0			GRAND TOTAL			4,436	33,767
4.4 Port Handling/Inland Transportation	0	0							
4.5 Other Transportation	0	0							
4.6 Second Destination Transportation	0	0							
TOTAL TRANSPORTATION	0	0							

SUPPLEMENTAL & COST OF WAR EXECUTION REPORT

OPERATION - Enduring Freedom

REPORT PERIOD - as of September 30, 2006

(Incremental Costs in Thousands of Dollars)

DLA									
1.0 PERSONNEL COSTS			Monthly	Cumulative	5.0 WORKING CAPITAL FUND SUPPORT COSTS			Monthly	Cumulative
1.1 Military Personnel					5.1 Depot Level Repairables			0	0
1.1.1 Reserve Components Called to Active Duty	0	0			5.2 Depot Maintenance			0	0
1.1.2 Imminent Danger or Hostile Fire Pay	0	0			5.3 Nonflying Hours Spares (War Reserve Stock)			0	0
1.1.3 Family Separation Allowance	0	0			5.4 War Reserve Stock Secondary Items			0	0
1.1.4 Hardship Duty Pay	0	0			5.5 Prepositioning Equipment Replacement (War Reserve Stock)			0	0
1.1.5 Subsistence	0	0			5.6 Prepositioning Munitions Replacement (War Reserve Stock)			0	0
1.1.6 Reserve Component Predeployment Training	0	0			5.7 Battle Damage Repair			0	0
1.1.7 Other Military Personnel (Special Pay)	0	0			TOTAL WORKING CAPITAL FUND SUPPORT			0	0
1.1.8 Active Component Overstrength	0	0			6.0 INVESTMENT COSTS				
Subtotal	0	0			6.1 Procurement				
1.2 Civilian Personnel					6.1.1 Aircraft Procurement			0	0
1.2.1 Civilian Premium Pay	3	454			6.1.2 Munition Procurement			0	0
1.2.2 Civilian Temporary Hires	33	271			6.1.3 Vehicle Procurement			0	0
Subtotal	36	725			6.1.4 Communication & Electronic Equipment Procurement			0	0
TOTAL PERSONNEL	36	725			6.1.5 Other Procurement			0	0
2.0 PERSONNEL SUPPORT COSTS					Subtotal			0	0
2.1 Temporary Duty (TDY)/Additional Duty (TAD)	212	1,176			6.2 Research, Development, Test & Evaluation				
2.2 Clothing & Other Equipment & Supplies	6	32			6.2.1 Basic Research			0	0
2.3 Medical Support/Health Services	0	0			6.2.2 Applied Research			0	0
2.4 Reserve Component Activation/Deactivation	0	0			6.2.3 Advanced Technology Development			0	0
2.5 Other Personnel Support	0	0			6.2.4 Advanced Component Development & Prototype			0	0
2.6 Rest & Recreation	0	0			6.2.5 System Development & Demonstration			0	0
TOTAL PERSONNEL SUPPORT	218	1,208			6.2.6 Management Support			0	0
3.0 OPERATING SUPPORT COSTS					6.2.7 Operational System Development			0	0
3.1 Training	147	222			Subtotal			0	0
3.2 Operation OPTEMPO (Fuel, Other POL, Parts)	45,773	463,702			6.3 Military Construction				
3.3 Other Supplies & Equipment	1	17			6.3.1 Major Construction			0	0
3.4 Facilities/Base Support	60	24,438			6.3.2 Minor Construction			0	0
3.5.1 Organization Level Maintenance	99	99			6.3.3 Family Housing (Construction)			0	0
3.5.2 Intermediate Level Maintenance	0	0			6.3.4 Family Housing (Operation & Maintenance)			0	0
3.5.3 Depot Level Maintenance	0	0			Subtotal			0	0
3.5.4 Contractor Logistics Support	0	0			TOTAL INVESTMENT			0	0
3.6 C4I	0	0			TOTAL COSTS BY APPROPRIATION			Monthly	Cumulative
3.7 Other Services/Miscellaneous Contracts	0	2			Military Personnel			0	0
TOTAL OPERATING SUPPORT	46,080	488,480			Operation & Maintenance			46,591	492,762
4.0 TRANSPORTATION COSTS					Working Capital Fund			0	0
4.1 Airlift	150	1,408			Investment			0	0
4.2 Sealift	0	0			Other			0	0
4.3 Ready Reserve Force/Fast Sealift Ships	0	0			GRAND TOTAL			46,591	492,762
4.4 Port Handling/Inland Transportation	107	107							
4.5 Other Transportation	0	834							
4.6 Second Destination Transportation	0	0							
TOTAL TRANSPORTATION	257	2,349							

SUPPLEMENTAL & COST OF WAR EXECUTION REPORT

OPERATION - Enduring Freedom

REPORT PERIOD - as of September 30, 2006

(Incremental Costs in Thousands of Dollars)

DLSA									
1.0 PERSONNEL COSTS			Monthly	Cumulative	5.0 WORKING CAPITAL FUND SUPPORT COSTS			Monthly	Cumulative
1.1 Military Personnel					5.1 Depot Level Repairables			0	0
1.1.1 Reserve Components Called to Active Duty	0	0			5.2 Depot Maintenance			0	0
1.1.2 Imminent Danger or Hostile Fire Pay	0	0			5.3 Nonflying Hours Spares (War Reserve Stock)			0	0
1.1.3 Family Separation Allowance	0	0			5.4 War Reserve Stock Secondary Items			0	0
1.1.4 Hardship Duty Pay	0	0			5.5 Prepositioning Equipment Replacement (War Reserve Stock)			0	0
1.1.5 Subsistence	0	0			5.6 Prepositioning Munitions Replacement (War Reserve Stock)			0	0
1.1.6 Reserve Component Predeployment Training	0	0			5.7 Battle Damage Repair			0	0
1.1.7 Other Military Personnel (Special Pay)	0	0			TOTAL WORKING CAPITAL FUND SUPPORT			0	0
1.1.8 Active Component Overstrength	0	0			6.0 INVESTMENT COSTS				
Subtotal	0	0			6.1 Procurement				
1.2 Civilian Personnel					6.1.1 Aircraft Procurement			0	0
1.2.1 Civilian Premium Pay	200	2,346			6.1.2 Munition Procurement			0	0
1.2.2 Civilian Temporary Hires	0	0			6.1.3 Vehicle Procurement			0	0
Subtotal	200	2,346			6.1.4 Communication & Electronic Equipment Procurement			0	0
TOTAL PERSONNEL	200	2,346			6.1.5 Other Procurement			0	0
2.0 PERSONNEL SUPPORT COSTS					Subtotal			0	0
2.1 Temporary Duty (TDY)/Additional Duty (TAD)	50	1,143			6.2 Research, Development, Test & Evaluation				
2.2 Clothing & Other Equipment & Supplies	0	0			6.2.1 Basic Research			0	0
2.3 Medical Support/Health Services	0	0			6.2.2 Applied Research			0	0
2.4 Reserve Component Activation/Deactivation	0	0			6.2.3 Advanced Technology Development			0	0
2.5 Other Personnel Support	729	5,469			6.2.4 Advanced Component Development & Prototype			0	0
2.6 Rest & Recreation	0	0			6.2.5 System Development & Demonstration			0	0
TOTAL PERSONNEL SUPPORT	779	6,612			6.2.6 Management Support			0	0
3.0 OPERATING SUPPORT COSTS					6.2.7 Operational System Development			0	0
3.1 Training	0	0			Subtotal			0	0
3.2 Operation OPTEMPO (Fuel, Other POL, Parts)	0	0			6.3 Military Construction				
3.3 Other Supplies & Equipment	277	681			6.3.1 Major Construction			0	0
3.4 Facilities/Base Support	0	0			6.3.2 Minor Construction			0	0
3.5.1 Organization Level Maintenance	0	0			6.3.3 Family Housing (Construction)			0	0
3.5.2 Intermediate Level Maintenance	0	0			6.3.4 Family Housing (Operation & Maintenance)			0	0
3.5.3 Depot Level Maintenance	0	0			Subtotal			0	0
3.5.4 Contractor Logistics Support	0	0			TOTAL INVESTMENT			0	0
3.6 C4I	0	0			TOTAL COSTS BY APPROPRIATION			Monthly	Cumulative
3.7 Other Services/Miscellaneous Contracts	0	0			Military Personnel			0	0
TOTAL OPERATING SUPPORT	277	681			Operation & Maintenance			1,256	9,639
4.0 TRANSPORTATION COSTS					Working Capital Fund			0	0
4.1 Airlift	0	0			Investment			0	0
4.2 Sealift	0	0			Other			0	0
4.3 Ready Reserve Force/Fast Sealift Ships	0	0			GRAND TOTAL			1,256	9,639
4.4 Port Handling/Inland Transportation	0	0							
4.5 Other Transportation	0	0							
4.6 Second Destination Transportation	0	0							
TOTAL TRANSPORTATION	0	0							

SUPPLEMENTAL & COST OF WAR EXECUTION REPORT

OPERATION - Enduring Freedom

REPORT PERIOD - as of September 30, 2006

(Incremental Costs in Thousands of Dollars)

DoDIG				
1.0 PERSONNEL COSTS			5.0 WORKING CAPITAL FUND SUPPORT COSTS	
	Monthly	Cumulative	Monthly	Cumulative
1.1 Military Personnel				
1.1.1 Reserve Components Called to Active Duty	0	0	5.1 Depot Level Repairables	0
1.1.2 Imminent Danger or Hostile Fire Pay	0	0	5.2 Depot Maintenance	0
1.1.3 Family Separation Allowance	0	0	5.3 Nonflying Hours Spares (War Reserve Stock)	0
1.1.4 Hardship Duty Pay	0	0	5.4 War Reserve Stock Secondary Items	0
1.1.5 Subsistence	0	0	5.5 Prepositioning Equipment Replacement (War Reserve Stock)	0
1.1.6 Reserve Component Predeployment Training	0	0	5.6 Prepositioning Munitions Replacement (War Reserve Stock)	0
1.1.7 Other Military Personnel (Special Pay)	0	0	5.7 Battle Damage Repair	0
1.1.8 Active Component Overstrength	0	0		
Subtotal	0	0	TOTAL WORKING CAPITAL FUND SUPPORT	0
1.2 Civilian Personnel			6.0 INVESTMENT COSTS	
1.2.1 Civilian Premium Pay	0	6	6.1 Procurement	
1.2.2 Civilian Temporary Hires	0	0	6.1.1 Aircraft Procurement	0
Subtotal	0	6	6.1.2 Munition Procurement	0
			6.1.3 Vehicle Procurement	0
TOTAL PERSONNEL	0	6	6.1.4 Communication & Electronic Equipment Procurement	0
			6.1.5 Other Procurement	0
2.0 PERSONNEL SUPPORT COSTS			Subtotal	0
2.1 Temporary Duty (TDY)/Additional Duty (TAD)	0	38		
2.2 Clothing & Other Equipment & Supplies	0	0	6.2 Research, Development, Test & Evaluation	
2.3 Medical Support/Health Services	0	0	6.2.1 Basic Research	0
2.4 Reserve Component Activation/Deactivation	0	0	6.2.2 Applied Research	0
2.5 Other Personnel Support	0	0	6.2.3 Advanced Technology Development	0
2.6 Rest & Recreation	0	0	6.2.4 Advanced Component Development & Prototype	0
TOTAL PERSONNEL SUPPORT	0	38	6.2.5 System Development & Demonstration	0
			6.2.6 Management Support	0
3.0 OPERATING SUPPORT COSTS			6.2.7 Operational System Development	0
3.1 Training	0	0	Subtotal	0
3.2 Operation OPTEMPO (Fuel, Other POL, Parts)	0	0		
3.3 Other Supplies & Equipment	0	0	6.3 Military Construction	
3.4 Facilities/Base Support	0	0	6.3.1 Major Construction	0
3.5.1 Organization Level Maintenance	0	0	6.3.2 Minor Construction	0
3.5.2 Intermediate Level Maintenance	0	0	6.3.3 Family Housing (Construction)	0
3.5.3 Depot Level Maintenance	0	0	6.3.4 Family Housing (Operation & Maintenance)	0
3.5.4 Contractor Logistics Support	0	0		
3.6 C4I	0	0	Subtotal	0
3.7 Other Services/Miscellaneous Contracts	0	0		
TOTAL OPERATING SUPPORT	0	0	TOTAL INVESTMENT	0
4.0 TRANSPORTATION COSTS			TOTAL COSTS BY APPROPRIATION	Monthly Cumulative
4.1 Airlift	0	0	Military Personnel	0
4.2 Sealift	0	0	Operation & Maintenance	0
4.3 Ready Reserve Force/Fast Sealift Ships	0	0	Working Capital Fund	0
4.4 Port Handling/Inland Transportation	0	0	Investment	0
4.5 Other Transportation	0	0	Other	0
4.6 Second Destination Transportation	0	0		
TOTAL TRANSPORTATION	0	0	GRAND TOTAL	0
				44

SUPPLEMENTAL & COST OF WAR EXECUTION REPORT

OPERATION - Enduring Freedom

REPORT PERIOD - as of September 30, 2006

(Incremental Costs in Thousands of Dollars)

DSCA					
1.0 PERSONNEL COSTS	Monthly	Cumulative	5.0 WORKING CAPITAL FUND SUPPORT COSTS	Monthly	Cumulative
1.1 Military Personnel			5.1 Depot Level Repairables	0	0
1.1.1 Reserve Components Called to Active Duty	0	0	5.2 Depot Maintenance	0	0
1.1.2 Imminent Danger or Hostile Fire Pay	0	0	5.3 Nonflying Hours Spares (War Reserve Stock)	0	0
1.1.3 Family Separation Allowance	0	0	5.4 War Reserve Stock Secondary Items	0	0
1.1.4 Hardship Duty Pay	0	0	5.5 Prepositioning Equipment Replacement (War Reserve Stock)	0	0
1.1.5 Subsistence	0	0	5.6 Prepositioning Munitions Replacement (War Reserve Stock)	0	0
1.1.6 Reserve Component Predeployment Training	0	0	5.7 Battle Damage Repair	0	0
1.1.7 Other Military Personnel (Special Pay)	0	0	TOTAL WORKING CAPITAL FUND SUPPORT	0	0
1.1.8 Active Component Overstrength	0	0	6.0 INVESTMENT COSTS		
Subtotal	0	0	6.1 Procurement		
1.2 Civilian Personnel			6.1.1 Aircraft Procurement	0	0
1.2.1 Civilian Premium Pay	0	0	6.1.2 Munition Procurement	0	0
1.2.2 Civilian Temporary Hires	0	0	6.1.3 Vehicle Procurement	0	0
Subtotal	0	0	6.1.4 Communication & Electronic Equipment Procurement	0	0
TOTAL PERSONNEL	0	0	6.1.5 Other Procurement	0	0
2.0 PERSONNEL SUPPORT COSTS			Subtotal	0	0
2.1 Temporary Duty (TDY)/Additional Duty (TAD)	0	0	6.2 Research, Development, Test & Evaluation		
2.2 Clothing & Other Equipment & Supplies	0	0	6.2.1 Basic Research	0	0
2.3 Medical Support/Health Services	0	0	6.2.2 Applied Research	0	0
2.4 Reserve Component Activation/Deactivation	0	0	6.2.3 Advanced Technology Development	0	0
2.5 Other Personnel Support	0	0	6.2.4 Advanced Component Development & Prototype	0	0
2.6 Rest & Recreation	0	0	6.2.5 System Development & Demonstration	0	0
TOTAL PERSONNEL SUPPORT	0	0	6.2.6 Management Support	0	0
3.0 OPERATING SUPPORT COSTS			6.2.7 Operational System Development	0	0
3.1 Training	0	0	Subtotal	0	0
3.2 Operation OPTEMPO (Fuel, Other POL, Parts)	0	0	6.3 Military Construction		
3.3 Other Supplies & Equipment	0	0	6.3.1 Major Construction	0	0
3.4 Facilities/Base Support	0	0	6.3.2 Minor Construction	0	0
3.5.1 Organization Level Maintenance	0	0	6.3.3 Family Housing (Construction)	0	0
3.5.2 Intermediate Level Maintenance	0	0	6.3.4 Family Housing (Operation & Maintenance)	0	0
3.5.3 Depot Level Maintenance	0	0	Subtotal	0	0
3.5.4 Contractor Logistics Support	0	0	TOTAL INVESTMENT	0	0
3.6 C4I	0	0	TOTAL COSTS BY APPROPRIATION	Monthly	Cumulative
3.7 Other Services/Miscellaneous Contracts	0	0	Military Personnel	0	0
TOTAL OPERATING SUPPORT	0	0	Operation & Maintenance	12,545	12,545
4.0 TRANSPORTATION COSTS			Working Capital Fund	0	0
4.1 Airlift	0	0	Investment	0	0
4.2 Sealift	0	0	Other	0	603,005
4.3 Ready Reserve Force/Fast Sealift Ships	0	0	GRAND TOTAL	12,545	615,550
4.4 Port Handling/Inland Transportation	0	0			
4.5 Other Transportation	12,545	12,545			
4.6 Second Destination Transportation	0	0			
TOTAL TRANSPORTATION	12,545	12,545			

**SUPPLEMENTAL & COST OF WAR EXECUTION REPORT - FY 2005 COALITION SUPPORT FUND
(SECOND YEAR EXECUTION)
OPERATION - Enduring Freedom**

REPORT PERIOD - as of September 30, 2006

(Incremental Costs in Thousands of Dollars)

DSCA Subsidiary Report

7.0 OTHER SUPPORT COSTS Monthly Cumulative

COALITION SUPPORT

7.1 Coalition Support

Pakistan	0	595,765
Jordan	0	7,240
Subtotal	0	603,005

7.2 Lift & Sustain

7.2.1 Transportation Support	0	0
7.2.2 Logistic Support	0	0
7.2.3 Other Support	0	0
Subtotal	0	0

ASFF/ISFF

7.3 Train & Equip

7.3.1 Defense Forces Sustainment	0	0
7.3.2 Defense Forces Infrastructure	0	0
7.3.3 Defense Forces Equipment/Transportation	0	0
7.3.4 Defense Forces Training & Operations	0	0
7.3.5 Interior Forces Sustainment	0	0
7.3.6 Interior Forces Infrastructure	0	0
7.3.7 Interior Forces Equipment/Transportation	0	0
7.3.8 Interior Forces Training & Operations	0	0
7.3.9 Quick Response Funding	0	0
7.3.10 Other Support	0	0
Subtotal	0	0

CERP

7.4 Commander's Emergency Response Program

Subtotal	0	0
----------	---	---

TOTAL OTHER SUPPORT	0	603,005
----------------------------	----------	----------------

SUPPLEMENTAL & COST OF WAR EXECUTION REPORT

OPERATION - Enduring Freedom

REPORT PERIOD - as of September 30, 2006

(Incremental Costs in Thousands of Dollars)

Joint Staff									
1.0 PERSONNEL COSTS			Monthly	Cumulative	5.0 WORKING CAPITAL FUND SUPPORT COSTS			Monthly	Cumulative
1.1 Military Personnel					5.1 Depot Level Repairables			0	0
1.1.1 Reserve Components Called to Active Duty	0	0			5.2 Depot Maintenance			0	0
1.1.2 Imminent Danger or Hostile Fire Pay	0	0			5.3 Nonflying Hours Spares (War Reserve Stock)			0	0
1.1.3 Family Separation Allowance	0	0			5.4 War Reserve Stock Secondary Items			0	0
1.1.4 Hardship Duty Pay	0	0			5.5 Prepositioning Equipment Replacement (War Reserve Stock)			0	0
1.1.5 Subsistence	0	0			5.6 Prepositioning Munitions Replacement (War Reserve Stock)			0	0
1.1.6 Reserve Component Predeployment Training	0	0			5.7 Battle Damage Repair			0	0
1.1.7 Other Military Personnel (Special Pay)	0	0			TOTAL WORKING CAPITAL FUND SUPPORT			0	0
1.1.8 Active Component Overstrength	0	0			6.0 INVESTMENT COSTS				
Subtotal	0	0			6.1 Procurement				
1.2 Civilian Personnel					6.1.1 Aircraft Procurement			0	0
1.2.1 Civilian Premium Pay	0	0			6.1.2 Munition Procurement			0	0
1.2.2 Civilian Temporary Hires	0	0			6.1.3 Vehicle Procurement			0	0
Subtotal	0	0			6.1.4 Communication & Electronic Equipment Procurement			0	0
TOTAL PERSONNEL	0	0			6.1.5 Other Procurement			0	0
2.0 PERSONNEL SUPPORT COSTS					 Subtotal			0	0
2.1 Temporary Duty (TDY)/Additional Duty (TAD)	0	0			6.2 Research, Development, Test & Evaluation				
2.2 Clothing & Other Equipment & Supplies	0	0			6.2.1 Basic Research			0	0
2.3 Medical Support/Health Services	0	0			6.2.2 Applied Research			0	0
2.4 Reserve Component Activation/Deactivation	0	0			6.2.3 Advanced Technology Development			0	0
2.5 Other Personnel Support	0	0			6.2.4 Advanced Component Development & Prototype			0	0
2.6 Rest & Recreation	0	0			6.2.5 System Development & Demonstration			648	648
TOTAL PERSONNEL SUPPORT	0	0			6.2.6 Management Support			0	0
3.0 OPERATING SUPPORT COSTS					6.2.7 Operational System Development			0	0
3.1 Training	125	125			 Subtotal			648	648
3.2 Operation OPTEMPO (Fuel, Other POL, Parts)	0	0			6.3 Military Construction				
3.3 Other Supplies & Equipment	0	0			6.3.1 Major Construction			0	0
3.4 Facilities/Base Support	0	0			6.3.2 Minor Construction			0	0
3.5.1 Organization Level Maintenance	0	0			6.3.3 Family Housing (Construction)			0	0
3.5.2 Intermediate Level Maintenance	0	0			6.3.4 Family Housing (Operation & Maintenance)			0	0
3.5.3 Depot Level Maintenance	0	0			 Subtotal			0	0
3.5.4 Contractor Logistics Support	0	0			TOTAL INVESTMENT			648	648
3.6 C4I	0	0			TOTAL COSTS BY APPROPRIATION			Monthly	Cumulative
3.7 Other Services/Miscellaneous Contracts	370	370			Military Personnel			0	0
TOTAL OPERATING SUPPORT	495	495			Operation & Maintenance			10,139	10,139
4.0 TRANSPORTATION COSTS					Working Capital Fund			0	0
4.1 Airlift	9,644	9,644			Investment			648	648
4.2 Sealift	0	0			Other			0	0
4.3 Ready Reserve Force/Fast Sealift Ships	0	0			GRAND TOTAL			10,787	10,787
4.4 Port Handling/Inland Transportation	0	0							
4.5 Other Transportation	0	0							
4.6 Second Destination Transportation	0	0							
TOTAL TRANSPORTATION	9,644	9,644							

SUPPLEMENTAL & COST OF WAR EXECUTION REPORT

OPERATION - Enduring Freedom

REPORT PERIOD - as of September 30, 2006

(Incremental Costs in Thousands of Dollars)

Marine Corps				
1.0 PERSONNEL COSTS	Monthly	Cumulative	5.0 WORKING CAPITAL FUND SUPPORT COSTS	Monthly Cumulative
1.1 Military Personnel			5.1 Depot Level Repairables	0 0
1.1.1 Reserve Components Called to Active Duty	4,979	60,987	5.2 Depot Maintenance	0 0
1.1.2 Imminent Danger or Hostile Fire Pay	1,148	11,644	5.3 Nonflying Hours Spares (War Reserve Stock)	0 0
1.1.3 Family Separation Allowance	614	7,269	5.4 War Reserve Stock Secondary Items	0 0
1.1.4 Hardship Duty Pay	374	4,300	5.5 Prepositioning Equipment Replacement (War Reserve Stock)	0 0
1.1.5 Subsistence	1,683	14,457	5.6 Prepositioning Munitions Replacement (War Reserve Stock)	0 0
1.1.6 Reserve Component Predeployment Training	0	0	5.7 Battle Damage Repair	0 0
1.1.7 Other Military Personnel (Special Pay)	0	0	TOTAL WORKING CAPITAL FUND SUPPORT	0 0
1.1.8 Active Component Overstrength	7,445	48,752	6.0 INVESTMENT COSTS	
Subtotal	16,243	147,409	6.1 Procurement	
1.2 Civilian Personnel			6.1.1 Aircraft Procurement	0 0
1.2.1 Civilian Premium Pay	23	3,534	6.1.2 Munition Procurement	0 0
1.2.2 Civilian Temporary Hires	1	7	6.1.3 Vehicle Procurement	0 0
Subtotal	24	3,541	6.1.4 Communication & Electronic Equipment Procurement	0 0
TOTAL PERSONNEL	16,267	150,950	6.1.5 Other Procurement	0 0
2.0 PERSONNEL SUPPORT COSTS			Subtotal	0 0
2.1 Temporary Duty (TDY)/Additional Duty (TAD)	911	15,003	6.2 Research, Development, Test & Evaluation	
2.2 Clothing & Other Equipment & Supplies	53	288	6.2.1 Basic Research	0 0
2.3 Medical Support/Health Services	681	681	6.2.2 Applied Research	0 0
2.4 Reserve Component Activation/Deactivation	0	0	6.2.3 Advanced Technology Development	0 0
2.5 Other Personnel Support	466	1,653	6.2.4 Advanced Component Development & Prototype	0 0
2.6 Rest & Recreation	0	0	6.2.5 System Development & Demonstration	0 0
TOTAL PERSONNEL SUPPORT	2,111	17,625	6.2.6 Management Support	0 0
3.0 OPERATING SUPPORT COSTS			6.2.7 Operational System Development	0 0
3.1 Training	118	968	Subtotal	0 0
3.2 Operation OPTEMPO (Fuel, Other POL, Parts)	5,649	9,561	6.3 Military Construction	
3.3 Other Supplies & Equipment	11,146	32,062	6.3.1 Major Construction	0 0
3.4 Facilities/Base Support	124,840	128,137	6.3.2 Minor Construction	0 0
3.5.1 Organization Level Maintenance	0	0	6.3.3 Family Housing (Construction)	0 0
3.5.2 Intermediate Level Maintenance	0	0	6.3.4 Family Housing (Operation & Maintenance)	0 0
3.5.3 Depot Level Maintenance	0	0	Subtotal	0 0
3.5.4 Contractor Logistics Support	2,175	8,049	TOTAL INVESTMENT	0 0
3.6 C4I	13,181	13,347	TOTAL COSTS BY APPROPRIATION	Monthly Cumulative
3.7 Other Services/Miscellaneous Contracts	45,414	58,688	Military Personnel	16,243 147,409
TOTAL OPERATING SUPPORT	202,523	250,812	Operation & Maintenance	210,612 316,916
4.0 TRANSPORTATION COSTS			Working Capital Fund	0 0
4.1 Airlift	6,530	21,971	Investment	0 0
4.2 Sealift	(3,958)	18,357	Other	0 0
4.3 Ready Reserve Force/Fast Sealift Ships	0	0	GRAND TOTAL	226,855 464,325
4.4 Port Handling/Inland Transportation	574	748		
4.5 Other Transportation	2,808	3,862		
4.6 Second Destination Transportation	0	0		
TOTAL TRANSPORTATION	5,954	44,938		

SUPPLEMENTAL & COST OF WAR EXECUTION REPORT

OPERATION - Enduring Freedom

REPORT PERIOD - as of September 30, 2006

(Incremental Costs in Thousands of Dollars)

Navy				
1.0 PERSONNEL COSTS	Monthly	Cumulative	5.0 WORKING CAPITAL FUND SUPPORT COSTS	Monthly Cumulative
1.1 Military Personnel			5.1 Depot Level Repairables	0 0
1.1.1 Reserve Components Called to Active Duty	2,870	33,996	5.2 Depot Maintenance	0 0
1.1.2 Imminent Danger or Hostile Fire Pay	(1,390)	10,569	5.3 Nonflying Hours Spares (War Reserve Stock)	0 0
1.1.3 Family Separation Allowance	209	2,753	5.4 War Reserve Stock Secondary Items	0 0
1.1.4 Hardship Duty Pay	0	0	5.5 Prepositioning Equipment Replacement (War Reserve Stock)	0 0
1.1.5 Subsistence	1,831	2,010	5.6 Prepositioning Munitions Replacement (War Reserve Stock)	0 0
1.1.6 Reserve Component Predeployment Training	0	0	5.7 Battle Damage Repair	0 0
1.1.7 Other Military Personnel (Special Pay)	25,277	87,973	TOTAL WORKING CAPITAL FUND SUPPORT	0 0
1.1.8 Active Component Overstrength	0	0	6.0 INVESTMENT COSTS	
Subtotal	28,797	137,301	6.1 Procurement	
1.2 Civilian Personnel			6.1.1 Aircraft Procurement	0 0
1.2.1 Civilian Premium Pay	396	1,737	6.1.2 Munition Procurement	0 0
1.2.2 Civilian Temporary Hires	0	0	6.1.3 Vehicle Procurement	0 0
Subtotal	396	1,737	6.1.4 Communication & Electronic Equipment Procurement	0 15,285
TOTAL PERSONNEL	29,193	139,038	6.1.5 Other Procurement	0 1,800
2.0 PERSONNEL SUPPORT COSTS			Subtotal	0 17,085
2.1 Temporary Duty (TDY)/Additional Duty (TAD)	3,366	67,126	6.2 Research, Development, Test & Evaluation	
2.2 Clothing & Other Equipment & Supplies	764	4,089	6.2.1 Basic Research	0 0
2.3 Medical Support/Health Services	(59)	45	6.2.2 Applied Research	0 0
2.4 Reserve Component Activation/Deactivation	0	0	6.2.3 Advanced Technology Development	0 0
2.5 Other Personnel Support	303	647	6.2.4 Advanced Component Development & Prototype	0 0
2.6 Rest & Recreation	0	0	6.2.5 System Development & Demonstration	0 0
TOTAL PERSONNEL SUPPORT	4,374	71,907	6.2.6 Management Support	0 0
3.0 OPERATING SUPPORT COSTS			6.2.7 Operational System Development	0 0
3.1 Training	82	6,931	Subtotal	0 0
3.2 Operation OPTEMPO (Fuel, Other POL, Parts)	12,403	170,503	6.3 Military Construction	
3.3 Other Supplies & Equipment	2,582	93,723	6.3.1 Major Construction	0 0
3.4 Facilities/Base Support	44,872	62,757	6.3.2 Minor Construction	0 0
3.5.1 Organization Level Maintenance	537	7,232	6.3.3 Family Housing (Construction)	0 0
3.5.2 Intermediate Level Maintenance	0	1,239	6.3.4 Family Housing (Operation & Maintenance)	0 0
3.5.3 Depot Level Maintenance	(10,155)	13,960	Subtotal	0 0
3.5.4 Contractor Logistics Support	7	309	TOTAL INVESTMENT	0 17,085
3.6 C4I	8,958	15,920	TOTAL COSTS BY APPROPRIATION	Monthly Cumulative
3.7 Other Services/Miscellaneous Contracts	(26,080)	146,339	Military Personnel	28,797 137,301
TOTAL OPERATING SUPPORT	33,206	518,913	Operation & Maintenance	47,678 676,157
4.0 TRANSPORTATION COSTS			Working Capital Fund	0 0
4.1 Airlift	9,376	67,387	Investment	0 17,085
4.2 Sealift	0	5,485	Other	0 0
4.3 Ready Reserve Force/Fast Sealift Ships	0	0	GRAND TOTAL	76,475 830,543
4.4 Port Handling/Inland Transportation	0	68		
4.5 Other Transportation	326	7,056		
4.6 Second Destination Transportation	0	3,604		
TOTAL TRANSPORTATION	9,702	83,600		

SUPPLEMENTAL & COST OF WAR EXECUTION REPORT

OPERATION - Enduring Freedom

REPORT PERIOD - as of September 30, 2006

(Incremental Costs in Thousands of Dollars)

Navy Reserve					
1.0 PERSONNEL COSTS			5.0 WORKING CAPITAL FUND SUPPORT COSTS		
	Monthly	Cumulative	Monthly	Cumulative	
1.1 Military Personnel			5.1 Depot Level Repairables		
1.1.1 Reserve Components Called to Active Duty	0	0	0	0	
1.1.2 Imminent Danger or Hostile Fire Pay	0	0	0	0	
1.1.3 Family Separation Allowance	0	0	0	0	
1.1.4 Hardship Duty Pay	0	0	0	0	
1.1.5 Subsistence	0	0	0	0	
1.1.6 Reserve Component Predeployment Training	0	0	0	0	
1.1.7 Other Military Personnel (Special Pay)	2,678	31,940	0	0	
1.1.8 Active Component Overstrength	0	0	0	0	
Subtotal	2,678	31,940	TOTAL WORKING CAPITAL FUND SUPPORT		
1.2 Civilian Personnel			0		
1.2.1 Civilian Premium Pay	0	0	6.0 INVESTMENT COSTS		
1.2.2 Civilian Temporary Hires	0	0	6.1 Procurement		
Subtotal	0	0	6.1.1 Aircraft Procurement		
TOTAL PERSONNEL			0		
2,678	31,940	6.1.2 Munition Procurement		0	
2.0 PERSONNEL SUPPORT COSTS			6.1.3 Vehicle Procurement		0
2.1 Temporary Duty (TDY)/Additional Duty (TAD)	2,403	4,249	6.1.4 Communication & Electronic Equipment Procurement		0
2.2 Clothing & Other Equipment & Supplies	24,542	25,256	6.1.5 Other Procurement		0
2.3 Medical Support/Health Services	556	556	Subtotal		0
2.4 Reserve Component Activation/Deactivation	0	0	6.2 Research, Development, Test & Evaluation		
2.5 Other Personnel Support	0	0	6.2.1 Basic Research		0
2.6 Rest & Recreation	0	0	6.2.2 Applied Research		0
TOTAL PERSONNEL SUPPORT			6.2.3 Advanced Technology Development		0
27,501	30,061	6.2.4 Advanced Component Development & Prototype		0	
3.0 OPERATING SUPPORT COSTS			6.2.5 System Development & Demonstration		0
3.1 Training	225	225	6.2.6 Management Support		0
3.2 Operation OPTEMPO (Fuel, Other POL, Parts)	1,991	38,216	6.2.7 Operational System Development		0
3.3 Other Supplies & Equipment	35,138	35,155	Subtotal		0
3.4 Facilities/Base Support	1,148	1,148	6.3 Military Construction		
3.5.1 Organization Level Maintenance	0	13	6.3.1 Major Construction		0
3.5.2 Intermediate Level Maintenance	0	0	6.3.2 Minor Construction		0
3.5.3 Depot Level Maintenance	500	5,251	6.3.3 Family Housing (Construction)		0
3.5.4 Contractor Logistics Support	1,410	1,410	6.3.4 Family Housing (Operation & Maintenance)		0
3.6 C4I	9,852	9,865	Subtotal		0
3.7 Other Services/Miscellaneous Contracts	13,334	13,469	TOTAL INVESTMENT		0
TOTAL OPERATING SUPPORT			0		
63,598	104,752	TOTAL COSTS BY APPROPRIATION		Monthly	
4.0 TRANSPORTATION COSTS			Cumulative		
4.1 Airlift	0	15	Military Personnel	2,678	31,940
4.2 Sealift	0	0	Operation & Maintenance	93,515	137,244
4.3 Ready Reserve Force/Fast Sealift Ships	0	0	Working Capital Fund	0	0
4.4 Port Handling/Inland Transportation	1,500	1,500	Investment	0	0
4.5 Other Transportation	916	916	Other	0	0
4.6 Second Destination Transportation	0	0	GRAND TOTAL		
TOTAL TRANSPORTATION			96,193		169,184
2,416	2,431				

SUPPLEMENTAL & COST OF WAR EXECUTION REPORT

OPERATION - Enduring Freedom

REPORT PERIOD - as of September 30, 2006

(Incremental Costs in Thousands of Dollars)

OASD(NII)									
1.0 PERSONNEL COSTS			Monthly	Cumulative	5.0 WORKING CAPITAL FUND SUPPORT COSTS			Monthly	Cumulative
1.1 Military Personnel					5.1 Depot Level Repairables			0	0
1.1.1 Reserve Components Called to Active Duty	0	0			5.2 Depot Maintenance			0	0
1.1.2 Imminent Danger or Hostile Fire Pay	0	0			5.3 Nonflying Hours Spares (War Reserve Stock)			0	0
1.1.3 Family Separation Allowance	0	0			5.4 War Reserve Stock Secondary Items			0	0
1.1.4 Hardship Duty Pay	0	0			5.5 Prepositioning Equipment Replacement (War Reserve Stock)			0	0
1.1.5 Subsistence	0	0			5.6 Prepositioning Munitions Replacement (War Reserve Stock)			0	0
1.1.6 Reserve Component Predeployment Training	0	0			5.7 Battle Damage Repair			0	0
1.1.7 Other Military Personnel (Special Pay)	0	0			TOTAL WORKING CAPITAL FUND SUPPORT			0	0
1.1.8 Active Component Overstrength	0	0			6.0 INVESTMENT COSTS				
Subtotal	0	0			6.1 Procurement				
1.2 Civilian Personnel					6.1.1 Aircraft Procurement			0	0
1.2.1 Civilian Premium Pay	0	0			6.1.2 Munition Procurement			0	0
1.2.2 Civilian Temporary Hires	0	0			6.1.3 Vehicle Procurement			0	0
Subtotal	0	0			6.1.4 Communication & Electronic Equipment Procurement			0	0
TOTAL PERSONNEL	0	0			6.1.5 Other Procurement			0	0
2.0 PERSONNEL SUPPORT COSTS					Subtotal			0	0
2.1 Temporary Duty (TDY)/Additional Duty (TAD)	0	0			6.2 Research, Development, Test & Evaluation				
2.2 Clothing & Other Equipment & Supplies	0	0			6.2.1 Basic Research			0	0
2.3 Medical Support/Health Services	0	0			6.2.2 Applied Research			0	0
2.4 Reserve Component Activation/Deactivation	0	0			6.2.3 Advanced Technology Development			0	0
2.5 Other Personnel Support	0	0			6.2.4 Advanced Component Development & Prototype			0	0
2.6 Rest & Recreation	0	0			6.2.5 System Development & Demonstration			0	0
TOTAL PERSONNEL SUPPORT	0	0			6.2.6 Management Support			0	0
3.0 OPERATING SUPPORT COSTS					6.2.7 Operational System Development			0	0
3.1 Training	0	0			Subtotal			0	0
3.2 Operation OPTEMPO (Fuel, Other POL, Parts)	0	0			6.3 Military Construction				
3.3 Other Supplies & Equipment	0	0			6.3.1 Major Construction			0	0
3.4 Facilities/Base Support	0	0			6.3.2 Minor Construction			0	0
3.5.1 Organization Level Maintenance	0	0			6.3.3 Family Housing (Construction)			0	0
3.5.2 Intermediate Level Maintenance	0	0			6.3.4 Family Housing (Operation & Maintenance)			0	0
3.5.3 Depot Level Maintenance	0	0			Subtotal			0	0
3.5.4 Contractor Logistics Support	0	0			TOTAL INVESTMENT			0	0
3.6 C4I	395	1,630			TOTAL COSTS BY APPROPRIATION			Monthly	Cumulative
3.7 Other Services/Miscellaneous Contracts	0	0			Military Personnel			0	0
TOTAL OPERATING SUPPORT	395	1,630			Operation & Maintenance			395	1,630
4.0 TRANSPORTATION COSTS					Working Capital Fund			0	0
4.1 Airlift	0	0			Investment			0	0
4.2 Sealift	0	0			Other			0	0
4.3 Ready Reserve Force/Fast Sealift Ships	0	0			GRAND TOTAL			395	1,630
4.4 Port Handling/Inland Transportation	0	0							
4.5 Other Transportation	0	0							
4.6 Second Destination Transportation	0	0							
TOTAL TRANSPORTATION	0	0							

SUPPLEMENTAL & COST OF WAR EXECUTION REPORT

OPERATION - Enduring Freedom

REPORT PERIOD - as of September 30, 2006

(Incremental Costs in Thousands of Dollars)

OUSD(P)					
1.0 PERSONNEL COSTS	Monthly	Cumulative	5.0 WORKING CAPITAL FUND SUPPORT COSTS	Monthly	Cumulative
1.1 Military Personnel			5.1 Depot Level Repairables	0	0
1.1.1 Reserve Components Called to Active Duty	0	0	5.2 Depot Maintenance	0	0
1.1.2 Imminent Danger or Hostile Fire Pay	0	0	5.3 Nonflying Hours Spares (War Reserve Stock)	0	0
1.1.3 Family Separation Allowance	0	0	5.4 War Reserve Stock Secondary Items	0	0
1.1.4 Hardship Duty Pay	0	0	5.5 Prepositioning Equipment Replacement (War Reserve Stock)	0	0
1.1.5 Subsistence	0	0	5.6 Prepositioning Munitions Replacement (War Reserve Stock)	0	0
1.1.6 Reserve Component Predeployment Training	0	0	5.7 Battle Damage Repair	0	0
1.1.7 Other Military Personnel (Special Pay)	0	0	TOTAL WORKING CAPITAL FUND SUPPORT	0	0
1.1.8 Active Component Overstrength	0	0	6.0 INVESTMENT COSTS		
Subtotal	0	0	6.1 Procurement		
1.2 Civilian Personnel			6.1.1 Aircraft Procurement	0	0
1.2.1 Civilian Premium Pay	0	0	6.1.2 Munition Procurement	0	0
1.2.2 Civilian Temporary Hires	0	0	6.1.3 Vehicle Procurement	0	0
Subtotal	0	0	6.1.4 Communication & Electronic Equipment Procurement	0	0
TOTAL PERSONNEL	0	0	6.1.5 Other Procurement	0	0
2.0 PERSONNEL SUPPORT COSTS			Subtotal	0	0
2.1 Temporary Duty (TDY)/Additional Duty (TAD)	0	0	6.2 Research, Development, Test & Evaluation		
2.2 Clothing & Other Equipment & Supplies	0	0	6.2.1 Basic Research	0	0
2.3 Medical Support/Health Services	0	0	6.2.2 Applied Research	0	0
2.4 Reserve Component Activation/Deactivation	0	0	6.2.3 Advanced Technology Development	0	0
2.5 Other Personnel Support	0	0	6.2.4 Advanced Component Development & Prototype	0	0
2.6 Rest & Recreation	0	0	6.2.5 System Development & Demonstration	0	0
TOTAL PERSONNEL SUPPORT	0	0	6.2.6 Management Support	0	0
3.0 OPERATING SUPPORT COSTS			6.2.7 Operational System Development	0	0
3.1 Training	0	0	Subtotal	0	0
3.2 Operation OPTEMPO (Fuel, Other POL, Parts)	0	0	6.3 Military Construction		
3.3 Other Supplies & Equipment	0	0	6.3.1 Major Construction	0	0
3.4 Facilities/Base Support	0	0	6.3.2 Minor Construction	0	0
3.5.1 Organization Level Maintenance	0	0	6.3.3 Family Housing (Construction)	0	0
3.5.2 Intermediate Level Maintenance	0	0	6.3.4 Family Housing (Operation & Maintenance)	0	0
3.5.3 Depot Level Maintenance	0	0	Subtotal	0	0
3.5.4 Contractor Logistics Support	0	0	TOTAL INVESTMENT	0	0
3.6 C4I	0	0	TOTAL COSTS BY APPROPRIATION	Monthly	Cumulative
3.7 Other Services/Miscellaneous Contracts	5,000	5,000	Military Personnel	0	0
TOTAL OPERATING SUPPORT	5,000	5,000	Operation & Maintenance	5,000	5,000
4.0 TRANSPORTATION COSTS			Working Capital Fund	0	0
4.1 Airlift	0	0	Investment	0	0
4.2 Sealift	0	0	Other	0	0
4.3 Ready Reserve Force/Fast Sealift Ships	0	0	GRAND TOTAL	5,000	5,000
4.4 Port Handling/Inland Transportation	0	0			
4.5 Other Transportation	0	0			
4.6 Second Destination Transportation	0	0			
TOTAL TRANSPORTATION	0	0			

SUPPLEMENTAL & COST OF WAR EXECUTION REPORT

OPERATION - Enduring Freedom

REPORT PERIOD - as of September 30, 2006

(Incremental Costs in Thousands of Dollars)

Special Operations					
1.0 PERSONNEL COSTS			5.0 WORKING CAPITAL FUND SUPPORT COSTS		
	Monthly	Cumulative		Monthly	Cumulative
1.1 Military Personnel			5.1 Depot Level Repairables	0	0
1.1.1 Reserve Components Called to Active Duty	0	0	5.2 Depot Maintenance	0	0
1.1.2 Imminent Danger or Hostile Fire Pay	0	0	5.3 Nonflying Hours Spares (War Reserve Stock)	0	0
1.1.3 Family Separation Allowance	0	0	5.4 War Reserve Stock Secondary Items	0	0
1.1.4 Hardship Duty Pay	0	0	5.5 Prepositioning Equipment Replacement (War Reserve Stock)	0	0
1.1.5 Subsistence	0	0	5.6 Prepositioning Munitions Replacement (War Reserve Stock)	0	0
1.1.6 Reserve Component Predeployment Training	0	0	5.7 Battle Damage Repair	0	0
1.1.7 Other Military Personnel (Special Pay)	0	0	TOTAL WORKING CAPITAL FUND SUPPORT	0	0
1.1.8 Active Component Overstrength	0	0			
Subtotal	0	0	6.0 INVESTMENT COSTS		
1.2 Civilian Personnel			6.1 Procurement		
1.2.1 Civilian Premium Pay	1,208	4,080	6.1.1 Aircraft Procurement	3,549	128,109
1.2.2 Civilian Temporary Hires	276	9,198	6.1.2 Munition Procurement	10,986	146,753
Subtotal	1,484	13,278	6.1.3 Vehicle Procurement	0	0
TOTAL PERSONNEL	1,484	13,278	6.1.4 Communication & Electronic Equipment Procurement	0	0
2.0 PERSONNEL SUPPORT COSTS			6.1.5 Other Procurement	2,679	605,736
2.1 Temporary Duty (TDY)/Additional Duty (TAD)	1,182	51,654	Subtotal	17,214	880,598
2.2 Clothing & Other Equipment & Supplies	(413)	1,533	6.2 Research, Development, Test & Evaluation		
2.3 Medical Support/Health Services	44	1,484	6.2.1 Basic Research	0	0
2.4 Reserve Component Activation/Deactivation	0	0	6.2.2 Applied Research	0	0
2.5 Other Personnel Support	(4,249)	8	6.2.3 Advanced Technology Development	0	0
2.6 Rest & Recreation	0	0	6.2.4 Advanced Component Development & Prototype	0	0
TOTAL PERSONNEL SUPPORT	(3,436)	54,679	6.2.5 System Development & Demonstration	0	0
3.0 OPERATING SUPPORT COSTS			6.2.6 Management Support	0	0
3.1 Training	7,216	32,193	6.2.7 Operational System Development	0	0
3.2 Operation OPTEMPO (Fuel, Other POL, Parts)	19,832	32,296	Subtotal	0	0
3.3 Other Supplies & Equipment	8,230	71,927	6.3 Military Construction		
3.4 Facilities/Base Support	(4,522)	2,465	6.3.1 Major Construction	0	0
3.5.1 Organization Level Maintenance	4,145	22,479	6.3.2 Minor Construction	0	0
3.5.2 Intermediate Level Maintenance	0	0	6.3.3 Family Housing (Construction)	0	0
3.5.3 Depot Level Maintenance	7,125	17,133	6.3.4 Family Housing (Operation & Maintenance)	0	0
3.5.4 Contractor Logistics Support	3,145	56,498	Subtotal	0	0
3.6 C4I	16,927	99,063	TOTAL INVESTMENT	17,214	880,598
3.7 Other Services/Miscellaneous Contracts	28,785	271,755	TOTAL COSTS BY APPROPRIATION	Monthly	Cumulative
TOTAL OPERATING SUPPORT	90,883	605,809	Military Personnel	0	0
4.0 TRANSPORTATION COSTS			Operation & Maintenance	93,642	795,942
4.1 Airlift	4,253	119,038	Working Capital Fund	0	0
4.2 Sealift	50	50	Investment	17,214	880,598
4.3 Ready Reserve Force/Fast Sealift Ships	0	0	Other	0	0
4.4 Port Handling/Inland Transportation	160	1,082	GRAND TOTAL	110,856	1,676,540
4.5 Other Transportation	248	2,004			
4.6 Second Destination Transportation	0	2			
TOTAL TRANSPORTATION	4,711	122,176			

NOBLE EAGLE

COST REPORTS

**Recovery from the September 11 terrorist attacks on the WTC and the
Pentagon; enhanced security procedures at CONUS and overseas
installations, and deployed military units**

SUPPLEMENTAL & COST OF WAR EXECUTION REPORT

OPERATION - Noble Eagle

REPORT PERIOD - as of September 30, 2006

(Incremental Costs in Thousands of Dollars)

DoD Totals					
1.0 PERSONNEL COSTS	Monthly	Cumulative	5.0 WORKING CAPITAL FUND SUPPORT COSTS	Monthly	Cumulative
1.1 Military Personnel			5.1 Depot Level Repairables	0	0
1.1.1 Reserve Components Called to Active Duty	7,574	220,948	5.2 Depot Maintenance	0	0
1.1.2 Imminent Danger or Hostile Fire Pay	0	0	5.3 Nonflying Hours Spares (War Reserve Stock)	0	0
1.1.3 Family Separation Allowance	49	891	5.4 War Reserve Stock Secondary Items	0	0
1.1.4 Hardship Duty Pay	0	0	5.5 Prepositioning Equipment Replacement (War Reserve Stock)	0	0
1.1.5 Subsistence	30	1,741	5.6 Prepositioning Munitions Replacement (War Reserve Stock)	0	0
1.1.6 Reserve Component Predeployment Training	0	0	5.7 Battle Damage Repair	0	0
1.1.7 Other Military Personnel (Special Pay)	(989)	14,194	TOTAL WORKING CAPITAL FUND SUPPORT	0	0
1.1.8 Active Component Overstrength	0	0	6.0 INVESTMENT COSTS		
Subtotal	6,664	237,774	6.1 Procurement		
1.2 Civilian Personnel			6.1.1 Aircraft Procurement	0	0
1.2.1 Civilian Premium Pay	(1,041)	7,685	6.1.2 Munition Procurement	0	0
1.2.2 Civilian Temporary Hires	307	4,871	6.1.3 Vehicle Procurement	0	0
Subtotal	(734)	12,556	6.1.4 Communication & Electronic Equipment Procurement	(10)	8,714
TOTAL PERSONNEL	5,930	250,330	6.1.5 Other Procurement	0	1,053
2.0 PERSONNEL SUPPORT COSTS			Subtotal	(10)	9,767
2.1 Temporary Duty (TDY)/Additional Duty (TAD)	3,886	33,332	6.2 Research, Development, Test & Evaluation		
2.2 Clothing & Other Equipment & Supplies	1	8	6.2.1 Basic Research	0	0
2.3 Medical Support/Health Services	24,576	40,577	6.2.2 Applied Research	0	0
2.4 Reserve Component Activation/Deactivation	0	0	6.2.3 Advanced Technology Development	518	1,100
2.5 Other Personnel Support	114	2,050	6.2.4 Advanced Component Development & Prototype	0	0
2.6 Rest & Recreation	0	0	6.2.5 System Development & Demonstration	0	0
TOTAL PERSONNEL SUPPORT	28,577	75,967	6.2.6 Management Support	0	0
3.0 OPERATING SUPPORT COSTS			6.2.7 Operational System Development	0	0
3.1 Training	2,218	11,321	Subtotal	518	1,100
3.2 Operation OPTEMPO (Fuel, Other POL, Parts)	43,278	154,540	6.3 Military Construction		
3.3 Other Supplies & Equipment	17,046	41,836	6.3.1 Major Construction	1,579	1,579
3.4 Facilities/Base Support	46,807	106,256	6.3.2 Minor Construction	0	0
3.5.1 Organization Level Maintenance	4,327	6,034	6.3.3 Family Housing (Construction)	0	0
3.5.2 Intermediate Level Maintenance	1,100	1,118	6.3.4 Family Housing (Operation & Maintenance)	0	0
3.5.3 Depot Level Maintenance	(491)	0	Subtotal	1,579	1,579
3.5.4 Contractor Logistics Support	0	0	TOTAL INVESTMENT	2,087	12,446
3.6 C4I	71,537	96,778	TOTAL COSTS BY APPROPRIATION	Monthly	Cumulative
3.7 Other Services/Miscellaneous Contracts	13,686	68,470	Military Personnel	6,664	237,774
TOTAL OPERATING SUPPORT	199,508	486,353	Operation & Maintenance	227,293	575,520
4.0 TRANSPORTATION COSTS			Working Capital Fund	0	0
4.1 Airlift	0	1	Investment	2,087	12,446
4.2 Sealift	0	0	Other	0	0
4.3 Ready Reserve Force/Fast Sealift Ships	0	0	GRAND TOTAL	236,044	825,740
4.4 Port Handling/Inland Transportation	(20)	106			
4.5 Other Transportation	(38)	537			
4.6 Second Destination Transportation	0	0			
TOTAL TRANSPORTATION	(58)	644			

SUPPLEMENTAL & COST OF WAR EXECUTION REPORT

OPERATION - Noble Eagle

REPORT PERIOD - as of September 30, 2006

(Incremental Costs in Thousands of Dollars)

Air Force				
1.0 PERSONNEL COSTS	Monthly	Cumulative	5.0 WORKING CAPITAL FUND SUPPORT COSTS	Monthly Cumulative
1.1 Military Personnel			5.1 Depot Level Repairables	0 0
1.1.1 Reserve Components Called to Active Duty	5,730	171,532	5.2 Depot Maintenance	0 0
1.1.2 Imminent Danger or Hostile Fire Pay	0	0	5.3 Nonflying Hours Spares (War Reserve Stock)	0 0
1.1.3 Family Separation Allowance	11	372	5.4 War Reserve Stock Secondary Items	0 0
1.1.4 Hardship Duty Pay	0	0	5.5 Prepositioning Equipment Replacement (War Reserve Stock)	0 0
1.1.5 Subsistence	30	1,741	5.6 Prepositioning Munitions Replacement (War Reserve Stock)	0 0
1.1.6 Reserve Component Predeployment Training	0	0	5.7 Battle Damage Repair	0 0
1.1.7 Other Military Personnel (Special Pay)	4	437	TOTAL WORKING CAPITAL FUND SUPPORT	0 0
1.1.8 Active Component Overstrength	0	0	6.0 INVESTMENT COSTS	
Subtotal	5,775	174,082	6.1 Procurement	
1.2 Civilian Personnel			6.1.1 Aircraft Procurement	0 0
1.2.1 Civilian Premium Pay	45	265	6.1.2 Munition Procurement	0 0
1.2.2 Civilian Temporary Hires	240	4,370	6.1.3 Vehicle Procurement	0 0
Subtotal	285	4,635	6.1.4 Communication & Electronic Equipment Procurement	(10) 8,714
TOTAL PERSONNEL	6,060	178,717	6.1.5 Other Procurement	0 1,053
2.0 PERSONNEL SUPPORT COSTS			Subtotal	(10) 9,767
2.1 Temporary Duty (TDY)/Additional Duty (TAD)	2,337	25,184	6.2 Research, Development, Test & Evaluation	
2.2 Clothing & Other Equipment & Supplies	0	0	6.2.1 Basic Research	0 0
2.3 Medical Support/Health Services	235	1,428	6.2.2 Applied Research	0 0
2.4 Reserve Component Activation/Deactivation	0	0	6.2.3 Advanced Technology Development	518 1,100
2.5 Other Personnel Support	0	0	6.2.4 Advanced Component Development & Prototype	0 0
2.6 Rest & Recreation	0	0	6.2.5 System Development & Demonstration	0 0
TOTAL PERSONNEL SUPPORT	2,572	26,612	6.2.6 Management Support	0 0
3.0 OPERATING SUPPORT COSTS			6.2.7 Operational System Development	0 0
3.1 Training	0	0	Subtotal	518 1,100
3.2 Operation OPTEMPO (Fuel, Other POL, Parts)	41,646	150,795	6.3 Military Construction	
3.3 Other Supplies & Equipment	16,510	37,631	6.3.1 Major Construction	1,579 1,579
3.4 Facilities/Base Support	7,046	9,003	6.3.2 Minor Construction	0 0
3.5.1 Organization Level Maintenance	0	0	6.3.3 Family Housing (Construction)	0 0
3.5.2 Intermediate Level Maintenance	0	0	6.3.4 Family Housing (Operation & Maintenance)	0 0
3.5.3 Depot Level Maintenance	0	0	Subtotal	1,579 1,579
3.5.4 Contractor Logistics Support	0	0	TOTAL INVESTMENT	2,087 12,446
3.6 C4I	1,838	3,810	TOTAL COSTS BY APPROPRIATION	Monthly Cumulative
3.7 Other Services/Miscellaneous Contracts	5,949	28,225	Military Personnel	5,775 174,082
TOTAL OPERATING SUPPORT	72,989	229,464	Operation & Maintenance	75,801 261,118
4.0 TRANSPORTATION COSTS			Working Capital Fund	0 0
4.1 Airlift	0	0	Investment	2,087 12,446
4.2 Sealift	0	0	Other	0 0
4.3 Ready Reserve Force/Fast Sealift Ships	0	0	GRAND TOTAL	83,663 447,646
4.4 Port Handling/Inland Transportation	0	0		
4.5 Other Transportation	(45)	407		
4.6 Second Destination Transportation	0	0		
TOTAL TRANSPORTATION	(45)	407		

SUPPLEMENTAL & COST OF WAR EXECUTION REPORT

OPERATION - Noble Eagle

REPORT PERIOD - as of September 30, 2006

(Incremental Costs in Thousands of Dollars)

Army				
1.0 PERSONNEL COSTS	Monthly	Cumulative	5.0 WORKING CAPITAL FUND SUPPORT COSTS	Monthly Cumulative
1.1 Military Personnel			5.1 Depot Level Repairables	0 0
1.1.1 Reserve Components Called to Active Duty	1,844	49,416	5.2 Depot Maintenance	0 0
1.1.2 Imminent Danger or Hostile Fire Pay	0	0	5.3 Nonflying Hours Spares (War Reserve Stock)	0 0
1.1.3 Family Separation Allowance	38	519	5.4 War Reserve Stock Secondary Items	0 0
1.1.4 Hardship Duty Pay	0	0	5.5 Prepositioning Equipment Replacement (War Reserve Stock)	0 0
1.1.5 Subsistence	0	0	5.6 Prepositioning Munitions Replacement (War Reserve Stock)	0 0
1.1.6 Reserve Component Predeployment Training	0	0	5.7 Battle Damage Repair	0 0
1.1.7 Other Military Personnel (Special Pay)	(993)	7,970	TOTAL WORKING CAPITAL FUND SUPPORT	0 0
1.1.8 Active Component Overstrength	0	0	6.0 INVESTMENT COSTS	
Subtotal	889	57,905	6.1 Procurement	
1.2 Civilian Personnel			6.1.1 Aircraft Procurement	0 0
1.2.1 Civilian Premium Pay	(1,125)	7,041	6.1.2 Munition Procurement	0 0
1.2.2 Civilian Temporary Hires	51	298	6.1.3 Vehicle Procurement	0 0
Subtotal	(1,074)	7,339	6.1.4 Communication & Electronic Equipment Procurement	0 0
TOTAL PERSONNEL	(185)	65,244	6.1.5 Other Procurement	0 0
2.0 PERSONNEL SUPPORT COSTS			Subtotal	0 0
2.1 Temporary Duty (TDY)/Additional Duty (TAD)	971	5,956	6.2 Research, Development, Test & Evaluation	
2.2 Clothing & Other Equipment & Supplies	1	8	6.2.1 Basic Research	0 0
2.3 Medical Support/Health Services	0	17	6.2.2 Applied Research	0 0
2.4 Reserve Component Activation/Deactivation	0	0	6.2.3 Advanced Technology Development	0 0
2.5 Other Personnel Support	0	0	6.2.4 Advanced Component Development & Prototype	0 0
2.6 Rest & Recreation	0	0	6.2.5 System Development & Demonstration	0 0
TOTAL PERSONNEL SUPPORT	972	5,981	6.2.6 Management Support	0 0
3.0 OPERATING SUPPORT COSTS			6.2.7 Operational System Development	0 0
3.1 Training	(1)	8	Subtotal	0 0
3.2 Operation OPTEMPO (Fuel, Other POL, Parts)	1,632	3,733	6.3 Military Construction	
3.3 Other Supplies & Equipment	193	627	6.3.1 Major Construction	0 0
3.4 Facilities/Base Support	5,768	20,150	6.3.2 Minor Construction	0 0
3.5.1 Organization Level Maintenance	4,327	6,034	6.3.3 Family Housing (Construction)	0 0
3.5.2 Intermediate Level Maintenance	0	18	6.3.4 Family Housing (Operation & Maintenance)	0 0
3.5.3 Depot Level Maintenance	0	0	Subtotal	0 0
3.5.4 Contractor Logistics Support	0	0	TOTAL INVESTMENT	0 0
3.6 C4I	68,933	92,196	TOTAL COSTS BY APPROPRIATION	Monthly Cumulative
3.7 Other Services/Miscellaneous Contracts	4,491	25,221	Military Personnel	889 57,905
TOTAL OPERATING SUPPORT	85,343	147,987	Operation & Maintenance	85,218 161,520
4.0 TRANSPORTATION COSTS			Working Capital Fund	0 0
4.1 Airlift	0	0	Investment	0 0
4.2 Sealift	0	0	Other	0 0
4.3 Ready Reserve Force/Fast Sealift Ships	0	0	GRAND TOTAL	86,107 219,425
4.4 Port Handling/Inland Transportation	(20)	106		
4.5 Other Transportation	(3)	107		
4.6 Second Destination Transportation	0	0		
TOTAL TRANSPORTATION	(23)	213		

SUPPLEMENTAL & COST OF WAR EXECUTION REPORT

OPERATION - Noble Eagle

REPORT PERIOD - as of September 30, 2006

(Incremental Costs in Thousands of Dollars)

Defense Health									
1.0 PERSONNEL COSTS			Monthly	Cumulative	5.0 WORKING CAPITAL FUND SUPPORT COSTS			Monthly	Cumulative
1.1 Military Personnel					5.1 Depot Level Repairables			0	0
1.1.1 Reserve Components Called to Active Duty	0	0			5.2 Depot Maintenance			0	0
1.1.2 Imminent Danger or Hostile Fire Pay	0	0			5.3 Nonflying Hours Spares (War Reserve Stock)			0	0
1.1.3 Family Separation Allowance	0	0			5.4 War Reserve Stock Secondary Items			0	0
1.1.4 Hardship Duty Pay	0	0			5.5 Prepositioning Equipment Replacement (War Reserve Stock)			0	0
1.1.5 Subsistence	0	0			5.6 Prepositioning Munitions Replacement (War Reserve Stock)			0	0
1.1.6 Reserve Component Predeployment Training	0	0			5.7 Battle Damage Repair			0	0
1.1.7 Other Military Personnel (Special Pay)	0	0			TOTAL WORKING CAPITAL FUND SUPPORT			0	0
1.1.8 Active Component Overstrength	0	0			6.0 INVESTMENT COSTS				
Subtotal	0	0			6.1 Procurement				
1.2 Civilian Personnel					6.1.1 Aircraft Procurement			0	0
1.2.1 Civilian Premium Pay	0	0			6.1.2 Munition Procurement			0	0
1.2.2 Civilian Temporary Hires	0	0			6.1.3 Vehicle Procurement			0	0
Subtotal	0	0			6.1.4 Communication & Electronic Equipment Procurement			0	0
TOTAL PERSONNEL	0	0			6.1.5 Other Procurement			0	0
2.0 PERSONNEL SUPPORT COSTS					Subtotal			0	0
2.1 Temporary Duty (TDY)/Additional Duty (TAD)	102	1,308			6.2 Research, Development, Test & Evaluation				
2.2 Clothing & Other Equipment & Supplies	0	0			6.2.1 Basic Research			0	0
2.3 Medical Support/Health Services	24,341	39,132			6.2.2 Applied Research			0	0
2.4 Reserve Component Activation/Deactivation	0	0			6.2.3 Advanced Technology Development			0	0
2.5 Other Personnel Support	0	0			6.2.4 Advanced Component Development & Prototype			0	0
2.6 Rest & Recreation	0	0			6.2.5 System Development & Demonstration			0	0
TOTAL PERSONNEL SUPPORT	24,443	40,440			6.2.6 Management Support			0	0
3.0 OPERATING SUPPORT COSTS					6.2.7 Operational System Development			0	0
3.1 Training	2,219	11,313			Subtotal			0	0
3.2 Operation OPTEMPO (Fuel, Other POL, Parts)	0	0			6.3 Military Construction				
3.3 Other Supplies & Equipment	205	2,842			6.3.1 Major Construction			0	0
3.4 Facilities/Base Support	591	13,735			6.3.2 Minor Construction			0	0
3.5.1 Organization Level Maintenance	0	0			6.3.3 Family Housing (Construction)			0	0
3.5.2 Intermediate Level Maintenance	0	0			6.3.4 Family Housing (Operation & Maintenance)			0	0
3.5.3 Depot Level Maintenance	0	0			Subtotal			0	0
3.5.4 Contractor Logistics Support	0	0			TOTAL INVESTMENT			0	0
3.6 C4I	0	0			TOTAL COSTS BY APPROPRIATION			Monthly	Cumulative
3.7 Other Services/Miscellaneous Contracts	967	9,716			Military Personnel			0	0
TOTAL OPERATING SUPPORT	3,982	37,606			Operation & Maintenance			28,435	78,069
4.0 TRANSPORTATION COSTS					Working Capital Fund			0	0
4.1 Airlift	0	0			Investment			0	0
4.2 Sealift	0	0			Other			0	0
4.3 Ready Reserve Force/Fast Sealift Ships	0	0			GRAND TOTAL			28,435	78,069
4.4 Port Handling/Inland Transportation	0	0							
4.5 Other Transportation	10	23							
4.6 Second Destination Transportation	0	0							
TOTAL TRANSPORTATION	10	23							

SUPPLEMENTAL & COST OF WAR EXECUTION REPORT

OPERATION - Noble Eagle

REPORT PERIOD - as of September 30, 2006

(Incremental Costs in Thousands of Dollars)

DLA									
1.0 PERSONNEL COSTS			Monthly	Cumulative	5.0 WORKING CAPITAL FUND SUPPORT COSTS			Monthly	Cumulative
1.1 Military Personnel					5.1 Depot Level Repairables			0	0
1.1.1 Reserve Components Called to Active Duty	0	0			5.2 Depot Maintenance			0	0
1.1.2 Imminent Danger or Hostile Fire Pay	0	0			5.3 Nonflying Hours Spares (War Reserve Stock)			0	0
1.1.3 Family Separation Allowance	0	0			5.4 War Reserve Stock Secondary Items			0	0
1.1.4 Hardship Duty Pay	0	0			5.5 Prepositioning Equipment Replacement (War Reserve Stock)			0	0
1.1.5 Subsistence	0	0			5.6 Prepositioning Munitions Replacement (War Reserve Stock)			0	0
1.1.6 Reserve Component Predeployment Training	0	0			5.7 Battle Damage Repair			0	0
1.1.7 Other Military Personnel (Special Pay)	0	0			TOTAL WORKING CAPITAL FUND SUPPORT			0	0
1.1.8 Active Component Overstrength	0	0			6.0 INVESTMENT COSTS				
Subtotal	0	0			6.1 Procurement				
1.2 Civilian Personnel					6.1.1 Aircraft Procurement			0	0
1.2.1 Civilian Premium Pay	39	373			6.1.2 Munition Procurement			0	0
1.2.2 Civilian Temporary Hires	16	203			6.1.3 Vehicle Procurement			0	0
Subtotal	55	576			6.1.4 Communication & Electronic Equipment Procurement			0	0
TOTAL PERSONNEL	55	576			6.1.5 Other Procurement			0	0
2.0 PERSONNEL SUPPORT COSTS					Subtotal			0	0
2.1 Temporary Duty (TDY)/Additional Duty (TAD)	0	0			6.2 Research, Development, Test & Evaluation				
2.2 Clothing & Other Equipment & Supplies	0	0			6.2.1 Basic Research			0	0
2.3 Medical Support/Health Services	0	0			6.2.2 Applied Research			0	0
2.4 Reserve Component Activation/Deactivation	0	0			6.2.3 Advanced Technology Development			0	0
2.5 Other Personnel Support	0	0			6.2.4 Advanced Component Development & Prototype			0	0
2.6 Rest & Recreation	0	0			6.2.5 System Development & Demonstration			0	0
TOTAL PERSONNEL SUPPORT	0	0			6.2.6 Management Support			0	0
3.0 OPERATING SUPPORT COSTS					6.2.7 Operational System Development			0	0
3.1 Training	0	0			Subtotal			0	0
3.2 Operation OPTEMPO (Fuel, Other POL, Parts)	0	0			6.3 Military Construction				
3.3 Other Supplies & Equipment	0	11			6.3.1 Major Construction			0	0
3.4 Facilities/Base Support	0	0			6.3.2 Minor Construction			0	0
3.5.1 Organization Level Maintenance	0	0			6.3.3 Family Housing (Construction)			0	0
3.5.2 Intermediate Level Maintenance	0	0			6.3.4 Family Housing (Operation & Maintenance)			0	0
3.5.3 Depot Level Maintenance	0	0			Subtotal			0	0
3.5.4 Contractor Logistics Support	0	0			TOTAL INVESTMENT			0	0
3.6 C4I	6	12			TOTAL COSTS BY APPROPRIATION			Monthly	Cumulative
3.7 Other Services/Miscellaneous Contracts	67	2,426			Military Personnel			0	0
TOTAL OPERATING SUPPORT	73	2,449			Operation & Maintenance			128	3,026
4.0 TRANSPORTATION COSTS					Working Capital Fund			0	0
4.1 Airlift	0	1			Investment			0	0
4.2 Sealift	0	0			Other			0	0
4.3 Ready Reserve Force/Fast Sealift Ships	0	0			GRAND TOTAL			128	3,026
4.4 Port Handling/Inland Transportation	0	0							
4.5 Other Transportation	0	0							
4.6 Second Destination Transportation	0	0							
TOTAL TRANSPORTATION	0	1							

SUPPLEMENTAL & COST OF WAR EXECUTION REPORT

OPERATION - Noble Eagle

REPORT PERIOD - as of September 30, 2006

(Incremental Costs in Thousands of Dollars)

Joint Staff				
1.0 PERSONNEL COSTS	Monthly	Cumulative	5.0 WORKING CAPITAL FUND SUPPORT COSTS	Monthly Cumulative
1.1 Military Personnel			5.1 Depot Level Repairables	0 0
1.1.1 Reserve Components Called to Active Duty	0	0	5.2 Depot Maintenance	0 0
1.1.2 Imminent Danger or Hostile Fire Pay	0	0	5.3 Nonflying Hours Spares (War Reserve Stock)	0 0
1.1.3 Family Separation Allowance	0	0	5.4 War Reserve Stock Secondary Items	0 0
1.1.4 Hardship Duty Pay	0	0	5.5 Prepositioning Equipment Replacement (War Reserve Stock)	0 0
1.1.5 Subsistence	0	0	5.6 Prepositioning Munitions Replacement (War Reserve Stock)	0 0
1.1.6 Reserve Component Predeployment Training	0	0	5.7 Battle Damage Repair	0 0
1.1.7 Other Military Personnel (Special Pay)	0	0	TOTAL WORKING CAPITAL FUND SUPPORT	0 0
1.1.8 Active Component Overstrength	0	0	6.0 INVESTMENT COSTS	
Subtotal	0	0	6.1 Procurement	
1.2 Civilian Personnel			6.1.1 Aircraft Procurement	0 0
1.2.1 Civilian Premium Pay	0	0	6.1.2 Munition Procurement	0 0
1.2.2 Civilian Temporary Hires	0	0	6.1.3 Vehicle Procurement	0 0
Subtotal	0	0	6.1.4 Communication & Electronic Equipment Procurement	0 0
TOTAL PERSONNEL	0	0	6.1.5 Other Procurement	0 0
2.0 PERSONNEL SUPPORT COSTS			Subtotal	0 0
2.1 Temporary Duty (TDY)/Additional Duty (TAD)	359	359	6.2 Research, Development, Test & Evaluation	
2.2 Clothing & Other Equipment & Supplies	0	0	6.2.1 Basic Research	0 0
2.3 Medical Support/Health Services	0	0	6.2.2 Applied Research	0 0
2.4 Reserve Component Activation/Deactivation	0	0	6.2.3 Advanced Technology Development	0 0
2.5 Other Personnel Support	0	0	6.2.4 Advanced Component Development & Prototype	0 0
2.6 Rest & Recreation	0	0	6.2.5 System Development & Demonstration	0 0
TOTAL PERSONNEL SUPPORT	359	359	6.2.6 Management Support	0 0
3.0 OPERATING SUPPORT COSTS			6.2.7 Operational System Development	0 0
3.1 Training	0	0	Subtotal	0 0
3.2 Operation OPTEMPO (Fuel, Other POL, Parts)	0	0	6.3 Military Construction	
3.3 Other Supplies & Equipment	0	0	6.3.1 Major Construction	0 0
3.4 Facilities/Base Support	0	0	6.3.2 Minor Construction	0 0
3.5.1 Organization Level Maintenance	0	0	6.3.3 Family Housing (Construction)	0 0
3.5.2 Intermediate Level Maintenance	0	0	6.3.4 Family Housing (Operation & Maintenance)	0 0
3.5.3 Depot Level Maintenance	0	0	Subtotal	0 0
3.5.4 Contractor Logistics Support	0	0	TOTAL INVESTMENT	0 0
3.6 C4I	760	760	TOTAL COSTS BY APPROPRIATION	Monthly Cumulative
3.7 Other Services/Miscellaneous Contracts	2,209	2,209	Military Personnel	0 0
TOTAL OPERATING SUPPORT	2,969	2,969	Operation & Maintenance	3,328 3,328
4.0 TRANSPORTATION COSTS			Working Capital Fund	0 0
4.1 Airlift	0	0	Investment	0 0
4.2 Sealift	0	0	Other	0 0
4.3 Ready Reserve Force/Fast Sealift Ships	0	0	GRAND TOTAL	3,328 3,328
4.4 Port Handling/Inland Transportation	0	0		
4.5 Other Transportation	0	0		
4.6 Second Destination Transportation	0	0		
TOTAL TRANSPORTATION	0	0		

SUPPLEMENTAL & COST OF WAR EXECUTION REPORT

OPERATION - Noble Eagle

REPORT PERIOD - as of September 30, 2006

(Incremental Costs in Thousands of Dollars)

Marine Corps				
1.0 PERSONNEL COSTS			5.0 WORKING CAPITAL FUND SUPPORT COSTS	
	Monthly	Cumulative	Monthly	Cumulative
1.1 Military Personnel				
1.1.1 Reserve Components Called to Active Duty	0	0	5.1 Depot Level Repairables	0
1.1.2 Imminent Danger or Hostile Fire Pay	0	0	5.2 Depot Maintenance	0
1.1.3 Family Separation Allowance	0	0	5.3 Nonflying Hours Spares (War Reserve Stock)	0
1.1.4 Hardship Duty Pay	0	0	5.4 War Reserve Stock Secondary Items	0
1.1.5 Subsistence	0	0	5.5 Prepositioning Equipment Replacement (War Reserve Stock)	0
1.1.6 Reserve Component Predeployment Training	0	0	5.6 Prepositioning Munitions Replacement (War Reserve Stock)	0
1.1.7 Other Military Personnel (Special Pay)	0	0	5.7 Battle Damage Repair	0
1.1.8 Active Component Overstrength	0	0		
Subtotal	0	0	TOTAL WORKING CAPITAL FUND SUPPORT	0
1.2 Civilian Personnel			6.0 INVESTMENT COSTS	
1.2.1 Civilian Premium Pay	0	0	6.1 Procurement	
1.2.2 Civilian Temporary Hires	0	0	6.1.1 Aircraft Procurement	0
Subtotal	0	0	6.1.2 Munition Procurement	0
TOTAL PERSONNEL	0	0	6.1.3 Vehicle Procurement	0
			6.1.4 Communication & Electronic Equipment Procurement	0
2.0 PERSONNEL SUPPORT COSTS			6.1.5 Other Procurement	0
2.1 Temporary Duty (TDY)/Additional Duty (TAD)	(6)	184	Subtotal	0
2.2 Clothing & Other Equipment & Supplies	0	0	6.2 Research, Development, Test & Evaluation	
2.3 Medical Support/Health Services	0	0	6.2.1 Basic Research	0
2.4 Reserve Component Activation/Deactivation	0	0	6.2.2 Applied Research	0
2.5 Other Personnel Support	114	2,050	6.2.3 Advanced Technology Development	0
2.6 Rest & Recreation	0	0	6.2.4 Advanced Component Development & Prototype	0
TOTAL PERSONNEL SUPPORT	108	2,234	6.2.5 System Development & Demonstration	0
			6.2.6 Management Support	0
3.0 OPERATING SUPPORT COSTS			6.2.7 Operational System Development	0
3.1 Training	0	0	Subtotal	0
3.2 Operation OPTEMPO (Fuel, Other POL, Parts)	0	12	6.3 Military Construction	
3.3 Other Supplies & Equipment	17	89	6.3.1 Major Construction	0
3.4 Facilities/Base Support	0	0	6.3.2 Minor Construction	0
3.5.1 Organization Level Maintenance	0	0	6.3.3 Family Housing (Construction)	0
3.5.2 Intermediate Level Maintenance	0	0	6.3.4 Family Housing (Operation & Maintenance)	0
3.5.3 Depot Level Maintenance	0	0	Subtotal	0
3.5.4 Contractor Logistics Support	0	0	TOTAL INVESTMENT	0
3.6 C4I	0	0		
3.7 Other Services/Miscellaneous Contracts	0	348	TOTAL COSTS BY APPROPRIATION	Monthly Cumulative
TOTAL OPERATING SUPPORT	17	449	Military Personnel	0
			Operation & Maintenance	125
4.0 TRANSPORTATION COSTS			Working Capital Fund	0
4.1 Airlift	0	0	Investment	0
4.2 Sealift	0	0	Other	0
4.3 Ready Reserve Force/Fast Sealift Ships	0	0	GRAND TOTAL	125
4.4 Port Handling/Inland Transportation	0	0		2,683
4.5 Other Transportation	0	0		
4.6 Second Destination Transportation	0	0		
TOTAL TRANSPORTATION	0	0		

SUPPLEMENTAL & COST OF WAR EXECUTION REPORT

OPERATION - Noble Eagle

REPORT PERIOD - as of September 30, 2006

(Incremental Costs in Thousands of Dollars)

Navy				
1.0 PERSONNEL COSTS			5.0 WORKING CAPITAL FUND SUPPORT COSTS	
	Monthly	Cumulative	Monthly	Cumulative
1.1 Military Personnel				
1.1.1 Reserve Components Called to Active Duty	0	0	0	0
1.1.2 Imminent Danger or Hostile Fire Pay	0	0	0	0
1.1.3 Family Separation Allowance	0	0	0	0
1.1.4 Hardship Duty Pay	0	0	0	0
1.1.5 Subsistence	0	0	0	0
1.1.6 Reserve Component Predeployment Training	0	0	0	0
1.1.7 Other Military Personnel (Special Pay)	0	0	0	0
1.1.8 Active Component Overstrength	0	0	0	0
Subtotal	0	0		
1.2 Civilian Personnel				
1.2.1 Civilian Premium Pay	0	6		
1.2.2 Civilian Temporary Hires	0	0		
Subtotal	0	6		
TOTAL PERSONNEL	0	6		
2.0 PERSONNEL SUPPORT COSTS				
2.1 Temporary Duty (TDY)/Additional Duty (TAD)	115	308		
2.2 Clothing & Other Equipment & Supplies	0	0		
2.3 Medical Support/Health Services	0	0		
2.4 Reserve Component Activation/Deactivation	0	0		
2.5 Other Personnel Support	0	0		
2.6 Rest & Recreation	0	0		
TOTAL PERSONNEL SUPPORT	115	308		
3.0 OPERATING SUPPORT COSTS				
3.1 Training	0	0		
3.2 Operation OPTEMPO (Fuel, Other POL, Parts)	0	0		
3.3 Other Supplies & Equipment	119	634		
3.4 Facilities/Base Support	33,374	63,340		
3.5.1 Organization Level Maintenance	0	0		
3.5.2 Intermediate Level Maintenance	1,100	1,100		
3.5.3 Depot Level Maintenance	(491)	0		
3.5.4 Contractor Logistics Support	0	0		
3.6 C4I	0	0		
3.7 Other Services/Miscellaneous Contracts	3	325		
TOTAL OPERATING SUPPORT	34,105	65,399		
4.0 TRANSPORTATION COSTS				
4.1 Airlift	0	0		
4.2 Sealift	0	0		
4.3 Ready Reserve Force/Fast Sealift Ships	0	0		
4.4 Port Handling/Inland Transportation	0	0		
4.5 Other Transportation	0	0		
4.6 Second Destination Transportation	0	0		
TOTAL TRANSPORTATION	0	0		
			5.1 Depot Level Repairables	0
			5.2 Depot Maintenance	0
			5.3 Nonflying Hours Spares (War Reserve Stock)	0
			5.4 War Reserve Stock Secondary Items	0
			5.5 Prepositioning Equipment Replacement (War Reserve Stock)	0
			5.6 Prepositioning Munitions Replacement (War Reserve Stock)	0
			5.7 Battle Damage Repair	0
			TOTAL WORKING CAPITAL FUND SUPPORT	0
			6.0 INVESTMENT COSTS	
			6.1 Procurement	
			6.1.1 Aircraft Procurement	0
			6.1.2 Munition Procurement	0
			6.1.3 Vehicle Procurement	0
			6.1.4 Communication & Electronic Equipment Procurement	0
			6.1.5 Other Procurement	0
			Subtotal	0
			6.2 Research, Development, Test & Evaluation	
			6.2.1 Basic Research	0
			6.2.2 Applied Research	0
			6.2.3 Advanced Technology Development	0
			6.2.4 Advanced Component Development & Prototype	0
			6.2.5 System Development & Demonstration	0
			6.2.6 Management Support	0
			6.2.7 Operational System Development	0
			Subtotal	0
			6.3 Military Construction	
			6.3.1 Major Construction	0
			6.3.2 Minor Construction	0
			6.3.3 Family Housing (Construction)	0
			6.3.4 Family Housing (Operation & Maintenance)	0
			Subtotal	0
			TOTAL INVESTMENT	0
			TOTAL COSTS BY APPROPRIATION	
				Monthly
				Cumulative
			Military Personnel	0
			Operation & Maintenance	34,220
			Working Capital Fund	0
			Investment	0
			Other	0
			GRAND TOTAL	34,220
				65,713

SUPPLEMENTAL & COST OF WAR EXECUTION REPORT

OPERATION - Noble Eagle

REPORT PERIOD - as of September 30, 2006

(Incremental Costs in Thousands of Dollars)

Navy Reserve									
1.0 PERSONNEL COSTS			Monthly	Cumulative	5.0 WORKING CAPITAL FUND SUPPORT COSTS			Monthly	Cumulative
1.1 Military Personnel					5.1 Depot Level Repairables			0	0
1.1.1 Reserve Components Called to Active Duty	0	0			5.2 Depot Maintenance			0	0
1.1.2 Imminent Danger or Hostile Fire Pay	0	0			5.3 Nonflying Hours Spares (War Reserve Stock)			0	0
1.1.3 Family Separation Allowance	0	0			5.4 War Reserve Stock Secondary Items			0	0
1.1.4 Hardship Duty Pay	0	0			5.5 Prepositioning Equipment Replacement (War Reserve Stock)			0	0
1.1.5 Subsistence	0	0			5.6 Prepositioning Munitions Replacement (War Reserve Stock)			0	0
1.1.6 Reserve Component Predeployment Training	0	0			5.7 Battle Damage Repair			0	0
1.1.7 Other Military Personnel (Special Pay)	0	5,787			TOTAL WORKING CAPITAL FUND SUPPORT			0	0
1.1.8 Active Component Overstrength	0	0			6.0 INVESTMENT COSTS				
Subtotal	0	5,787			6.1 Procurement				
1.2 Civilian Personnel					6.1.1 Aircraft Procurement			0	0
1.2.1 Civilian Premium Pay	0	0			6.1.2 Munition Procurement			0	0
1.2.2 Civilian Temporary Hires	0	0			6.1.3 Vehicle Procurement			0	0
Subtotal	0	0			6.1.4 Communication & Electronic Equipment Procurement			0	0
TOTAL PERSONNEL	0	5,787			6.1.5 Other Procurement			0	0
2.0 PERSONNEL SUPPORT COSTS					Subtotal			0	0
2.1 Temporary Duty (TDY)/Additional Duty (TAD)	0	0			6.2 Research, Development, Test & Evaluation				
2.2 Clothing & Other Equipment & Supplies	0	0			6.2.1 Basic Research			0	0
2.3 Medical Support/Health Services	0	0			6.2.2 Applied Research			0	0
2.4 Reserve Component Activation/Deactivation	0	0			6.2.3 Advanced Technology Development			0	0
2.5 Other Personnel Support	0	0			6.2.4 Advanced Component Development & Prototype			0	0
2.6 Rest & Recreation	0	0			6.2.5 System Development & Demonstration			0	0
TOTAL PERSONNEL SUPPORT	0	0			6.2.6 Management Support			0	0
3.0 OPERATING SUPPORT COSTS					6.2.7 Operational System Development			0	0
3.1 Training	0	0			Subtotal			0	0
3.2 Operation OPTEMPO (Fuel, Other POL, Parts)	0	0			6.3 Military Construction				
3.3 Other Supplies & Equipment	0	0			6.3.1 Major Construction			0	0
3.4 Facilities/Base Support	0	0			6.3.2 Minor Construction			0	0
3.5.1 Organization Level Maintenance	0	0			6.3.3 Family Housing (Construction)			0	0
3.5.2 Intermediate Level Maintenance	0	0			6.3.4 Family Housing (Operation & Maintenance)			0	0
3.5.3 Depot Level Maintenance	0	0			Subtotal			0	0
3.5.4 Contractor Logistics Support	0	0			TOTAL INVESTMENT			0	0
3.6 C4I	0	0			TOTAL COSTS BY APPROPRIATION				
3.7 Other Services/Miscellaneous Contracts	0	0			Military Personnel			0	5,787
TOTAL OPERATING SUPPORT	0	0			Operation & Maintenance			0	0
4.0 TRANSPORTATION COSTS					Working Capital Fund			0	0
4.1 Airlift	0	0			Investment			0	0
4.2 Sealift	0	0			Other			0	0
4.3 Ready Reserve Force/Fast Sealift Ships	0	0			GRAND TOTAL			0	5,787
4.4 Port Handling/Inland Transportation	0	0							
4.5 Other Transportation	0	0							
4.6 Second Destination Transportation	0	0							
TOTAL TRANSPORTATION	0	0							

SUPPLEMENTAL & COST OF WAR EXECUTION REPORT

OPERATION - Noble Eagle

REPORT PERIOD - as of September 30, 2006

(Incremental Costs in Thousands of Dollars)

Special Operations									
1.0 PERSONNEL COSTS			Monthly	Cumulative	5.0 WORKING CAPITAL FUND SUPPORT COSTS			Monthly	Cumulative
1.1 Military Personnel					5.1 Depot Level Repairables			0	0
1.1.1 Reserve Components Called to Active Duty	0	0			5.2 Depot Maintenance			0	0
1.1.2 Imminent Danger or Hostile Fire Pay	0	0			5.3 Nonflying Hours Spares (War Reserve Stock)			0	0
1.1.3 Family Separation Allowance	0	0			5.4 War Reserve Stock Secondary Items			0	0
1.1.4 Hardship Duty Pay	0	0			5.5 Prepositioning Equipment Replacement (War Reserve Stock)			0	0
1.1.5 Subsistence	0	0			5.6 Prepositioning Munitions Replacement (War Reserve Stock)			0	0
1.1.6 Reserve Component Predeployment Training	0	0			5.7 Battle Damage Repair			0	0
1.1.7 Other Military Personnel (Special Pay)	0	0			TOTAL WORKING CAPITAL FUND SUPPORT			0	0
1.1.8 Active Component Overstrength	0	0			6.0 INVESTMENT COSTS				
Subtotal	0	0			6.1 Procurement				
1.2 Civilian Personnel					6.1.1 Aircraft Procurement			0	0
1.2.1 Civilian Premium Pay	0	0			6.1.2 Munition Procurement			0	0
1.2.2 Civilian Temporary Hires	0	0			6.1.3 Vehicle Procurement			0	0
Subtotal	0	0			6.1.4 Communication & Electronic Equipment Procurement			0	0
TOTAL PERSONNEL	0	0			6.1.5 Other Procurement			0	0
2.0 PERSONNEL SUPPORT COSTS					Subtotal			0	0
2.1 Temporary Duty (TDY)/Additional Duty (TAD)	8	33			6.2 Research, Development, Test & Evaluation				
2.2 Clothing & Other Equipment & Supplies	0	0			6.2.1 Basic Research			0	0
2.3 Medical Support/Health Services	0	0			6.2.2 Applied Research			0	0
2.4 Reserve Component Activation/Deactivation	0	0			6.2.3 Advanced Technology Development			0	0
2.5 Other Personnel Support	0	0			6.2.4 Advanced Component Development & Prototype			0	0
2.6 Rest & Recreation	0	0			6.2.5 System Development & Demonstration			0	0
TOTAL PERSONNEL SUPPORT	8	33			6.2.6 Management Support			0	0
3.0 OPERATING SUPPORT COSTS					6.2.7 Operational System Development			0	0
3.1 Training	0	0			Subtotal			0	0
3.2 Operation OPTEMPO (Fuel, Other POL, Parts)	0	0			6.3 Military Construction				
3.3 Other Supplies & Equipment	2	2			6.3.1 Major Construction			0	0
3.4 Facilities/Base Support	28	28			6.3.2 Minor Construction			0	0
3.5.1 Organization Level Maintenance	0	0			6.3.3 Family Housing (Construction)			0	0
3.5.2 Intermediate Level Maintenance	0	0			6.3.4 Family Housing (Operation & Maintenance)			0	0
3.5.3 Depot Level Maintenance	0	0			Subtotal			0	0
3.5.4 Contractor Logistics Support	0	0			TOTAL INVESTMENT			0	0
3.6 C4I	0	0			TOTAL COSTS BY APPROPRIATION			Monthly	Cumulative
3.7 Other Services/Miscellaneous Contracts	0	0			Military Personnel			0	0
TOTAL OPERATING SUPPORT	30	30			Operation & Maintenance			38	63
4.0 TRANSPORTATION COSTS					Working Capital Fund			0	0
4.1 Airlift	0	0			Investment			0	0
4.2 Sealift	0	0			Other			0	0
4.3 Ready Reserve Force/Fast Sealift Ships	0	0			GRAND TOTAL			38	63
4.4 Port Handling/Inland Transportation	0	0							
4.5 Other Transportation	0	0							
4.6 Second Destination Transportation	0	0							
TOTAL TRANSPORTATION	0	0							

IRAQ

IRAQI FREEDOM

COST REPORTS

Military operations in Iraq

SUPPLEMENTAL & COST OF WAR EXECUTION REPORT

OPERATION - Iraqi Freedom

REPORT PERIOD - as of September 30, 2006

(Incremental Costs in Thousands of Dollars)

DoD Totals				
			Monthly	Cumulative
1.0 PERSONNEL COSTS				
1.1 Military Personnel				
1.1.1 Reserve Components Called to Active Duty	540,750	6,651,837		
1.1.2 Imminent Danger or Hostile Fire Pay	49,892	533,077		
1.1.3 Family Separation Allowance	25,212	305,790		
1.1.4 Hardship Duty Pay	17,893	188,968		
1.1.5 Subsistence	(121,638)	1,620,899		
1.1.6 Reserve Component Predeployment Training	21,080	21,254		
1.1.7 Other Military Personnel (Special Pay)	(320,422)	3,944,153		
1.1.8 Active Component Overstrength	210,121	928,575		
Subtotal	422,888	14,194,553		
1.2 Civilian Personnel				
1.2.1 Civilian Premium Pay	43,519	188,372		
1.2.2 Civilian Temporary Hires	27,919	220,428		
Subtotal	71,438	408,800		
TOTAL PERSONNEL	494,326	14,603,353		
2.0 PERSONNEL SUPPORT COSTS				
2.1 Temporary Duty (TDY)/Additional Duty (TAD)	451,659	1,887,282		
2.2 Clothing & Other Equipment & Supplies	343,771	1,854,819		
2.3 Medical Support/Health Services	140,038	1,193,719		
2.4 Reserve Component Activation/Deactivation	(16,990)	49,055		
2.5 Other Personnel Support	86,739	276,672		
2.6 Rest & Recreation	(27,688)	425,272		
TOTAL PERSONNEL SUPPORT	977,529	5,686,819		
3.0 OPERATING SUPPORT COSTS				
3.1 Training	54,330	179,954		
3.2 Operation OPTEMPO (Fuel, Other POL, Parts)	1,465,139	9,475,993		
3.3 Other Supplies & Equipment	817,579	5,074,535		
3.4 Facilities/Base Support	582,654	7,529,302		
3.5.1 Organization Level Maintenance	218,611	467,974		
3.5.2 Intermediate Level Maintenance	132,222	1,324,073		
3.5.3 Depot Level Maintenance	992,568	4,556,912		
3.5.4 Contractor Logistics Support	264,061	2,053,588		
3.6 C4I	640,441	2,608,780		
3.7 Other Services/Miscellaneous Contracts	1,263,465	4,314,221		
TOTAL OPERATING SUPPORT	6,431,070	37,585,332		
4.0 TRANSPORTATION COSTS				
4.1 Airlift	288,764	2,413,796		
4.2 Sealift	77,310	481,208		
4.3 Ready Reserve Force/Fast Sealift Ships	0	0		
4.4 Port Handling/Inland Transportation	5,549	413,756		
4.5 Other Transportation	131,514	590,513		
4.6 Second Destination Transportation	172,367	2,483,829		
TOTAL TRANSPORTATION	675,504	6,383,102		
5.0 WORKING CAPITAL FUND SUPPORT COSTS			Monthly	Cumulative
5.1 Depot Level Repairables			0	0
5.2 Depot Maintenance			0	0
5.3 Nonflying Hours Spares (War Reserve Stock)			0	0
5.4 War Reserve Stock Secondary Items			0	0
5.5 Prepositioning Equipment Replacement (War Reserve Stock)			(138)	0
5.6 Prepositioning Munitions Replacement (War Reserve Stock)			0	0
5.7 Battle Damage Repair			0	0
TOTAL WORKING CAPITAL FUND SUPPORT			(138)	0
6.0 INVESTMENT COSTS				
6.1 Procurement				
6.1.1 Aircraft Procurement			(161,243)	727,055
6.1.2 Munition Procurement			(15,495)	1,046,685
6.1.3 Vehicle Procurement			1,446,077	2,803,857
6.1.4 Communication & Electronic Equipment Procurement			317,548	3,069,028
6.1.5 Other Procurement			3,021,672	5,368,491
Subtotal			4,608,559	13,015,116
6.2 Research, Development, Test & Evaluation				
6.2.1 Basic Research			0	0
6.2.2 Applied Research			247	10,532
6.2.3 Advanced Technology Development			23,961	44,552
6.2.4 Advanced Component Development & Prototype			0	0
6.2.5 System Development & Demonstration			7,493	22,968
6.2.6 Management Support			361	15,535
6.2.7 Operational System Development			9,970	21,862
Subtotal			42,032	115,449
6.3 Military Construction				
6.3.1 Major Construction			36,803	112,909
6.3.2 Minor Construction			0	0
6.3.3 Family Housing (Construction)			0	0
6.3.4 Family Housing (Operation & Maintenance)			0	0
Subtotal			36,803	112,909
TOTAL INVESTMENT			4,687,394	13,243,474
TOTAL COSTS BY APPROPRIATION			Monthly	Cumulative
Military Personnel			422,888	14,194,553
Operation & Maintenance			8,155,541	50,064,053
Working Capital Fund			(138)	0
Investment			4,687,394	13,243,474
Other			794,551	5,923,867
GRAND TOTAL			14,060,236	83,425,947

SUPPLEMENTAL & COST OF WAR EXECUTION REPORT

OPERATION - Iraqi Freedom

REPORT PERIOD - as of September 30, 2006

(Incremental Costs in Thousands of Dollars)

AFIS				
1.0 PERSONNEL COSTS			5.0 WORKING CAPITAL FUND SUPPORT COSTS	
	Monthly	Cumulative	Monthly	Cumulative
1.1 Military Personnel				
1.1.1 Reserve Components Called to Active Duty	0	0	5.1 Depot Level Repairables	0
1.1.2 Imminent Danger or Hostile Fire Pay	0	0	5.2 Depot Maintenance	0
1.1.3 Family Separation Allowance	0	0	5.3 Nonflying Hours Spares (War Reserve Stock)	0
1.1.4 Hardship Duty Pay	0	0	5.4 War Reserve Stock Secondary Items	0
1.1.5 Subsistence	0	0	5.5 Prepositioning Equipment Replacement (War Reserve Stock)	0
1.1.6 Reserve Component Predeployment Training	0	0	5.6 Prepositioning Munitions Replacement (War Reserve Stock)	0
1.1.7 Other Military Personnel (Special Pay)	0	0	5.7 Battle Damage Repair	0
1.1.8 Active Component Overstrength	0	0		
Subtotal	0	0	TOTAL WORKING CAPITAL FUND SUPPORT	0
1.2 Civilian Personnel				
1.2.1 Civilian Premium Pay	0	0	6.0 INVESTMENT COSTS	
1.2.2 Civilian Temporary Hires	0	0	6.1 Procurement	
Subtotal	0	0	6.1.1 Aircraft Procurement	0
TOTAL PERSONNEL	0	0	6.1.2 Munition Procurement	0
			6.1.3 Vehicle Procurement	0
2.0 PERSONNEL SUPPORT COSTS			6.1.4 Communication & Electronic Equipment Procurement	0
2.1 Temporary Duty (TDY)/Additional Duty (TAD)	3	20	6.1.5 Other Procurement	0
2.2 Clothing & Other Equipment & Supplies	0	13	Subtotal	0
2.3 Medical Support/Health Services	0	0	6.2 Research, Development, Test & Evaluation	
2.4 Reserve Component Activation/Deactivation	0	0	6.2.1 Basic Research	0
2.5 Other Personnel Support	0	0	6.2.2 Applied Research	0
2.6 Rest & Recreation	0	0	6.2.3 Advanced Technology Development	0
TOTAL PERSONNEL SUPPORT	3	33	6.2.4 Advanced Component Development & Prototype	0
			6.2.5 System Development & Demonstration	0
3.0 OPERATING SUPPORT COSTS			6.2.6 Management Support	0
3.1 Training	0	0	6.2.7 Operational System Development	0
3.2 Operation OPTEMPO (Fuel, Other POL, Parts)	0	0	Subtotal	0
3.3 Other Supplies & Equipment	37	321	6.3 Military Construction	
3.4 Facilities/Base Support	0	0	6.3.1 Major Construction	0
3.5.1 Organization Level Maintenance	0	0	6.3.2 Minor Construction	0
3.5.2 Intermediate Level Maintenance	0	0	6.3.3 Family Housing (Construction)	0
3.5.3 Depot Level Maintenance	0	0	6.3.4 Family Housing (Operation & Maintenance)	0
3.5.4 Contractor Logistics Support	0	0	Subtotal	0
3.6 C4I	0	0	TOTAL INVESTMENT	0
3.7 Other Services/Miscellaneous Contracts	2,510	12,319		
TOTAL OPERATING SUPPORT	2,547	12,640	TOTAL COSTS BY APPROPRIATION	Monthly Cumulative
			Military Personnel	0
4.0 TRANSPORTATION COSTS			Operation & Maintenance	2,550
4.1 Airlift	0	0	Working Capital Fund	0
4.2 Sealift	0	0	Investment	0
4.3 Ready Reserve Force/Fast Sealift Ships	0	0	Other	0
4.4 Port Handling/Inland Transportation	0	0	GRAND TOTAL	2,550
4.5 Other Transportation	0	12		12,685
4.6 Second Destination Transportation	0	0		
TOTAL TRANSPORTATION	0	12		

SUPPLEMENTAL & COST OF WAR EXECUTION REPORT

OPERATION - Iraqi Freedom

REPORT PERIOD - as of September 30, 2006

(Incremental Costs in Thousands of Dollars)

Air Force					
1.0 PERSONNEL COSTS	Monthly	Cumulative	5.0 WORKING CAPITAL FUND SUPPORT COSTS	Monthly	Cumulative
1.1 Military Personnel			5.1 Depot Level Repairables	0	0
1.1.1 Reserve Components Called to Active Duty	47,865	504,646	5.2 Depot Maintenance	0	0
1.1.2 Imminent Danger or Hostile Fire Pay	2,733	19,039	5.3 Nonflying Hours Spares (War Reserve Stock)	0	0
1.1.3 Family Separation Allowance	2,059	14,325	5.4 War Reserve Stock Secondary Items	0	0
1.1.4 Hardship Duty Pay	1,688	12,185	5.5 Prepositioning Equipment Replacement (War Reserve Stock)	0	0
1.1.5 Subsistence	5,321	57,277	5.6 Prepositioning Munitions Replacement (War Reserve Stock)	0	0
1.1.6 Reserve Component Predeployment Training	0	0	5.7 Battle Damage Repair	0	0
1.1.7 Other Military Personnel (Special Pay)	19,110	141,729	TOTAL WORKING CAPITAL FUND SUPPORT	0	0
1.1.8 Active Component Overstrength	0	0	6.0 INVESTMENT COSTS		
Subtotal	78,776	749,201	6.1 Procurement		
1.2 Civilian Personnel			6.1.1 Aircraft Procurement	177,822	519,349
1.2.1 Civilian Premium Pay	149	1,514	6.1.2 Munition Procurement	17,000	38,126
1.2.2 Civilian Temporary Hires	3,140	30,583	6.1.3 Vehicle Procurement	4,326	25,618
Subtotal	3,289	32,097	6.1.4 Communication & Electronic Equipment Procurement	2,489	22,312
TOTAL PERSONNEL	82,065	781,298	6.1.5 Other Procurement	20,724	222,014
2.0 PERSONNEL SUPPORT COSTS			Subtotal	222,361	827,419
2.1 Temporary Duty (TDY)/Additional Duty (TAD)	11,578	182,762	6.2 Research, Development, Test & Evaluation		
2.2 Clothing & Other Equipment & Supplies	111	557	6.2.1 Basic Research	0	0
2.3 Medical Support/Health Services	(4,004)	31,529	6.2.2 Applied Research	0	0
2.4 Reserve Component Activation/Deactivation	0	0	6.2.3 Advanced Technology Development	23,788	33,777
2.5 Other Personnel Support	0	0	6.2.4 Advanced Component Development & Prototype	0	0
2.6 Rest & Recreation	0	0	6.2.5 System Development & Demonstration	0	0
TOTAL PERSONNEL SUPPORT	7,685	214,848	6.2.6 Management Support	0	10,750
3.0 OPERATING SUPPORT COSTS			6.2.7 Operational System Development	12,432	21,862
3.1 Training	0	0	Subtotal	36,220	66,389
3.2 Operation OPTEMPO (Fuel, Other POL, Parts)	480,488	1,652,071	6.3 Military Construction		
3.3 Other Supplies & Equipment	147,048	688,597	6.3.1 Major Construction	(17,459)	36,782
3.4 Facilities/Base Support	138,321	348,016	6.3.2 Minor Construction	0	0
3.5.1 Organization Level Maintenance	0	0	6.3.3 Family Housing (Construction)	0	0
3.5.2 Intermediate Level Maintenance	0	0	6.3.4 Family Housing (Operation & Maintenance)	0	0
3.5.3 Depot Level Maintenance	236,742	414,609	Subtotal	(17,459)	36,782
3.5.4 Contractor Logistics Support	117,767	694,971	TOTAL INVESTMENT	241,122	930,590
3.6 C4I	159,246	494,625	TOTAL COSTS BY APPROPRIATION	Monthly	Cumulative
3.7 Other Services/Miscellaneous Contracts	(58,802)	598,156	Military Personnel	78,776	749,201
TOTAL OPERATING SUPPORT	1,220,810	4,891,045	Operation & Maintenance	1,334,451	6,374,099
4.0 TRANSPORTATION COSTS			Working Capital Fund	0	0
4.1 Airlift	69,501	1,013,276	Investment	241,122	930,590
4.2 Sealift	0	7	Other	0	0
4.3 Ready Reserve Force/Fast Sealift Ships	0	0	GRAND TOTAL	1,654,349	8,053,890
4.4 Port Handling/Inland Transportation	35	364			
4.5 Other Transportation	33,131	222,462			
4.6 Second Destination Transportation	0	0			
TOTAL TRANSPORTATION	102,667	1,236,109			

SUPPLEMENTAL & COST OF WAR EXECUTION REPORT

OPERATION - Iraqi Freedom

REPORT PERIOD - as of September 30, 2006

(Incremental Costs in Thousands of Dollars)

Army									
1.0 PERSONNEL COSTS			Monthly	Cumulative	5.0 WORKING CAPITAL FUND SUPPORT COSTS			Monthly	Cumulative
1.1 Military Personnel					5.1 Depot Level Repairables			0	0
1.1.1 Reserve Components Called to Active Duty	437,629	5,476,629			5.2 Depot Maintenance			0	0
1.1.2 Imminent Danger or Hostile Fire Pay	33,108	384,967			5.3 Nonflying Hours Spares (War Reserve Stock)			0	0
1.1.3 Family Separation Allowance	17,142	233,228			5.4 War Reserve Stock Secondary Items			0	0
1.1.4 Hardship Duty Pay	14,088	152,419			5.5 Prepositioning Equipment Replacement (War Reserve Stock)			0	0
1.1.5 Subsistence	(139,843)	1,528,990			5.6 Prepositioning Munitions Replacement (War Reserve Stock)			0	0
1.1.6 Reserve Component Predeployment Training	0	0			5.7 Battle Damage Repair			0	0
1.1.7 Other Military Personnel (Special Pay)	(486,774)	3,091,724			TOTAL WORKING CAPITAL FUND SUPPORT			0	0
1.1.8 Active Component Overstrength	85,317	652,313			6.0 INVESTMENT COSTS				
Subtotal	(39,333)	11,520,270			6.1 Procurement				
1.2 Civilian Personnel					6.1.1 Aircraft Procurement			(339,065)	(69,048)
1.2.1 Civilian Premium Pay	38,580	160,037			6.1.2 Munition Procurement			(32,596)	871,192
1.2.2 Civilian Temporary Hires	23,502	147,671			6.1.3 Vehicle Procurement			1,063,490	1,854,041
Subtotal	62,082	307,708			6.1.4 Communication & Electronic Equipment Procurement			130,658	2,430,844
TOTAL PERSONNEL	22,749	11,827,978			6.1.5 Other Procurement			2,567,668	4,284,103
2.0 PERSONNEL SUPPORT COSTS					Subtotal			3,390,155	9,371,132
2.1 Temporary Duty (TDY)/Additional Duty (TAD)	399,385	1,461,005			6.2 Research, Development, Test & Evaluation				
2.2 Clothing & Other Equipment & Supplies	110,742	1,308,030			6.2.1 Basic Research			0	0
2.3 Medical Support/Health Services	10,711	160,637			6.2.2 Applied Research			247	6,716
2.4 Reserve Component Activation/Deactivation	0	0			6.2.3 Advanced Technology Development			173	10,775
2.5 Other Personnel Support	7,944	37,321			6.2.4 Advanced Component Development & Prototype			0	0
2.6 Rest & Recreation	(27,690)	425,270			6.2.5 System Development & Demonstration			7,200	22,320
TOTAL PERSONNEL SUPPORT	501,092	3,392,263			6.2.6 Management Support			651	2,285
3.0 OPERATING SUPPORT COSTS					6.2.7 Operational System Development			(2,462)	0
3.1 Training	21,515	55,532			Subtotal			5,809	42,096
3.2 Operation OPTEMPO (Fuel, Other POL, Parts)	588,059	4,007,132			6.3 Military Construction				
3.3 Other Supplies & Equipment	501,382	3,557,133			6.3.1 Major Construction			54,262	76,127
3.4 Facilities/Base Support	299,521	6,724,898			6.3.2 Minor Construction			0	0
3.5.1 Organization Level Maintenance	219,535	407,366			6.3.3 Family Housing (Construction)			0	0
3.5.2 Intermediate Level Maintenance	112,238	1,252,739			6.3.4 Family Housing (Operation & Maintenance)			0	0
3.5.3 Depot Level Maintenance	134,052	2,665,220			Subtotal			54,262	76,127
3.5.4 Contractor Logistics Support	105,533	1,239,183			TOTAL INVESTMENT			3,450,226	9,489,355
3.6 C4I	457,980	1,830,988			TOTAL COSTS BY APPROPRIATION			Monthly	Cumulative
3.7 Other Services/Miscellaneous Contracts	1,109,726	2,988,585			Military Personnel			(39,333)	11,520,270
TOTAL OPERATING SUPPORT	3,549,541	24,728,776			Operation & Maintenance			4,495,328	32,251,846
4.0 TRANSPORTATION COSTS					Working Capital Fund			0	0
4.1 Airlift	131,837	573,737			Investment			3,450,226	9,489,355
4.2 Sealift	73,485	396,705			Other			824,368	5,657,993
4.3 Ready Reserve Force/Fast Sealift Ships	0	0			GRAND TOTAL			8,730,589	58,919,464
4.4 Port Handling/Inland Transportation	3,838	390,397							
4.5 Other Transportation	1,086	4,348							
4.6 Second Destination Transportation	172,367	2,457,912							
TOTAL TRANSPORTATION	382,613	3,823,099							

SUPPLEMENTAL & COST OF WAR EXECUTION REPORT - FY 2006 APPROPRIATIONS

OPERATION - Iraqi Freedom

REPORT PERIOD - as of September 30, 2006

(Incremental Costs in Thousands of Dollars)

Army Subsidiary Report

7.0 OTHER SUPPORT COSTS	Monthly	Cumulative
--------------------------------	---------	------------

COALITION SUPPORT

7.1 Coalition Support

Subtotal	0	0
----------	---	---

7.2 Lift & Sustain

7.2.1 Transportation Support	0	0
7.2.2 Logistic Support	0	0
7.2.3 Other Support	0	0
Subtotal	0	0

ASFF/ISFF

7.3 Train & Equip

7.3.1 Defense Forces Sustainment	0	0
7.3.2 Defense Forces Infrastructure	0	0
7.3.3 Defense Forces Equipment/Transportation	0	0
7.3.4 Defense Forces Training & Operations	0	0
7.3.5 Interior Forces Sustainment	0	0
7.3.6 Interior Forces Infrastructure	0	0
7.3.7 Interior Forces Equipment/Transportation	0	0
7.3.8 Interior Forces Training & Operations	0	0
7.3.9 Quick Response Funding	0	0
7.3.10 Other Support	0	0
7.3.11 Detainee Forces Infrastructure	0	0
7.3.12 Detainee Forces Equipment/Transportation	0	0
7.3.13 Detainee Forces Training & Operations	0	0
7.3.14 Regional Training Center	0	0
7.3.15 Other Support	0	0
7.3.16 Detainee Operations	0	0
7.3.17 Prosthetics Clinic	0	0
Subtotal	0	0

CERP

7.4 Commander's Emergency Response Program

Afghanistan	0	0
Iraq	47,409	509,499
Subtotal	47,409	509,499
TOTAL OTHER SUPPORT	47,409	509,499

**SUPPLEMENTAL & COST OF WAR EXECUTION REPORT - FY 2005 IRAQ SECURITY FORCES FUND
(SECOND YEAR EXECUTION)
OPERATION - Iraqi Freedom**

REPORT PERIOD - as of September 30, 2006

(Incremental Costs in Thousands of Dollars)

Army Subsidiary Report

7.0 <u>OTHER SUPPORT COSTS</u>	Monthly	Cumulative
---------------------------------------	---------	------------

COALITION SUPPORT

7.1 Coalition Support

Subtotal	0	0
----------	---	---

7.2 Lift & Sustain

7.2.1 Transportation Support	0	0
7.2.2 Logistic Support	0	0
7.2.3 Other Support	0	0
Subtotal	0	0

ASFF/ISFF

7.3 Train & Equip

7.3.1 Defense Forces Sustainment	23,733	514,597
7.3.2 Defense Forces Infrastructure	19,118	662,910
7.3.3 Defense Forces Equipment/Transportation	68,198	1,203,650
7.3.4 Defense Forces Training & Operations	11,079	123,296
7.3.5 Interior Forces Sustainment	(64,151)	161,938
7.3.6 Interior Forces Infrastructure	107,124	426,800
7.3.7 Interior Forces Equipment/Transportation	4,136	340,347
7.3.8 Interior Forces Training & Operations	66,207	765,342
7.3.9 Quick Response Funding	24,295	117,517
7.3.10 Detainee Forces Sustainment	0	0
7.3.11 Detainee Forces Infrastructure	0	0
7.3.12 Detainee Forces Equipment/Transportation	0	0
7.3.13 Detainee Forces Training & Operations	0	0
7.3.14 Regional Training Center	0	0
7.3.15 Other Support	0	99,000
7.3.16 Detainee Operations	0	0
7.3.17 Prosthetics Clinic	0	0
Subtotal	259,739	4,415,397

CERP

7.4 Commander's Emergency Response Program

Afghanistan	0	0
Iraq	0	0
Subtotal	0	0

TOTAL OTHER SUPPORT	259,739	4,415,397
---------------------	---------	-----------

SUPPLEMENTAL & COST OF WAR EXECUTION REPORT - FY 2006 IRAQ SECURITY FORCES FUND

OPERATION - Iraqi Freedom

REPORT PERIOD - as of September 30, 2006

(Incremental Costs in Thousands of Dollars)

Army Subsidiary Report

7.0 OTHER SUPPORT COSTS	Monthly	Cumulative
--------------------------------	---------	------------

COALITION SUPPORT

7.1 Coalition Support

Subtotal	0	0
----------	---	---

7.2 Lift & Sustain

7.2.1 Transportation Support	0	0
7.2.2 Logistic Support	0	0
7.2.3 Other Support	0	0
Subtotal	0	0

ASFF/ISFF

7.3 Train & Equip

7.3.1 Defense Forces Sustainment	78,424	78,424
7.3.2 Defense Forces Infrastructure	132,189	206,849
7.3.3 Defense Forces Equipment/Transportation	79,240	193,895
7.3.4 Defense Forces Training & Operations	1,259	3,018
7.3.5 Interior Forces Sustainment	11,997	17,889
7.3.6 Interior Forces Infrastructure	167,878	167,878
7.3.7 Interior Forces Equipment/Transportation	3,301	16,275
7.3.8 Interior Forces Training & Operations	32,468	37,069
7.3.9 Quick Response Funding	34	34
7.3.10 Detainee Forces Sustainment	0	0
7.3.11 Detainee Forces Infrastructure	0	0
7.3.12 Detainee Forces Equipment/Transportation	0	0
7.3.13 Detainee Forces Training & Operations	0	0
7.3.14 Regional Training Center	0	0
7.3.15 Other Support	0	0
7.3.16 Detainee Operations	10,430	11,766
7.3.17 Prosthetics Clinic	0	0
Subtotal	517,220	733,097

CERP

7.4 Commander's Emergency Response Program

Afghanistan	0	0
Iraq	0	0
Subtotal	0	0

TOTAL OTHER SUPPORT	517,220	733,097
----------------------------	----------------	----------------

SUPPLEMENTAL & COST OF WAR EXECUTION REPORT

OPERATION - Iraqi Freedom

REPORT PERIOD - as of September 30, 2006

(Incremental Costs in Thousands of Dollars)

CIFA					
1.0 PERSONNEL COSTS	Monthly	Cumulative	5.0 WORKING CAPITAL FUND SUPPORT COSTS	Monthly	Cumulative
1.1 Military Personnel			5.1 Depot Level Repairables	0	0
1.1.1 Reserve Components Called to Active Duty	0	0	5.2 Depot Maintenance	0	0
1.1.2 Imminent Danger or Hostile Fire Pay	0	0	5.3 Nonflying Hours Spares (War Reserve Stock)	0	0
1.1.3 Family Separation Allowance	0	0	5.4 War Reserve Stock Secondary Items	0	0
1.1.4 Hardship Duty Pay	0	0	5.5 Prepositioning Equipment Replacement (War Reserve Stock)	0	0
1.1.5 Subsistence	0	0	5.6 Prepositioning Munitions Replacement (War Reserve Stock)	0	0
1.1.6 Reserve Component Predeployment Training	0	0	5.7 Battle Damage Repair	0	0
1.1.7 Other Military Personnel (Special Pay)	0	0	TOTAL WORKING CAPITAL FUND SUPPORT	0	0
1.1.8 Active Component Overstrength	0	0	6.0 INVESTMENT COSTS		
Subtotal	0	0	6.1 Procurement		
1.2 Civilian Personnel			6.1.1 Aircraft Procurement	0	0
1.2.1 Civilian Premium Pay	0	0	6.1.2 Munition Procurement	0	0
1.2.2 Civilian Temporary Hires	0	0	6.1.3 Vehicle Procurement	0	0
Subtotal	0	0	6.1.4 Communication & Electronic Equipment Procurement	0	0
TOTAL PERSONNEL	0	0	6.1.5 Other Procurement	0	0
2.0 PERSONNEL SUPPORT COSTS			Subtotal	0	0
2.1 Temporary Duty (TDY)/Additional Duty (TAD)	0	0	6.2 Research, Development, Test & Evaluation		
2.2 Clothing & Other Equipment & Supplies	0	0	6.2.1 Basic Research	0	0
2.3 Medical Support/Health Services	0	0	6.2.2 Applied Research	0	0
2.4 Reserve Component Activation/Deactivation	0	0	6.2.3 Advanced Technology Development	0	0
2.5 Other Personnel Support	0	0	6.2.4 Advanced Component Development & Prototype	0	0
2.6 Rest & Recreation	0	0	6.2.5 System Development & Demonstration	0	0
TOTAL PERSONNEL SUPPORT	0	0	6.2.6 Management Support	0	0
3.0 OPERATING SUPPORT COSTS			6.2.7 Operational System Development	0	0
3.1 Training	0	0	Subtotal	0	0
3.2 Operation OPTEMPO (Fuel, Other POL, Parts)	0	0	6.3 Military Construction		
3.3 Other Supplies & Equipment	0	0	6.3.1 Major Construction	0	0
3.4 Facilities/Base Support	0	0	6.3.2 Minor Construction	0	0
3.5.1 Organization Level Maintenance	0	0	6.3.3 Family Housing (Construction)	0	0
3.5.2 Intermediate Level Maintenance	0	0	6.3.4 Family Housing (Operation & Maintenance)	0	0
3.5.3 Depot Level Maintenance	0	0	Subtotal	0	0
3.5.4 Contractor Logistics Support	0	0	TOTAL INVESTMENT	0	0
3.6 C4I	0	0	TOTAL COSTS BY APPROPRIATION	Monthly	Cumulative
3.7 Other Services/Miscellaneous Contracts	22,001	40,664	Military Personnel	0	0
TOTAL OPERATING SUPPORT	22,001	40,664	Operation & Maintenance	22,001	40,664
4.0 TRANSPORTATION COSTS			Working Capital Fund	0	0
4.1 Airlift	0	0	Investment	0	0
4.2 Sealift	0	0	Other	0	0
4.3 Ready Reserve Force/Fast Sealift Ships	0	0	GRAND TOTAL	22,001	40,664
4.4 Port Handling/Inland Transportation	0	0			
4.5 Other Transportation	0	0			
4.6 Second Destination Transportation	0	0			
TOTAL TRANSPORTATION	0	0			

SUPPLEMENTAL & COST OF WAR EXECUTION REPORT

OPERATION - Iraqi Freedom

REPORT PERIOD - as of September 30, 2006

(Incremental Costs in Thousands of Dollars)

DCAA				
1.0 PERSONNEL COSTS	Monthly	Cumulative	5.0 WORKING CAPITAL FUND SUPPORT COSTS	Monthly Cumulative
1.1 Military Personnel			5.1 Depot Level Repairables	0 0
1.1.1 Reserve Components Called to Active Duty	0	0	5.2 Depot Maintenance	0 0
1.1.2 Imminent Danger or Hostile Fire Pay	0	0	5.3 Nonflying Hours Spares (War Reserve Stock)	0 0
1.1.3 Family Separation Allowance	0	0	5.4 War Reserve Stock Secondary Items	0 0
1.1.4 Hardship Duty Pay	0	0	5.5 Prepositioning Equipment Replacement (War Reserve Stock)	0 0
1.1.5 Subsistence	0	0	5.6 Prepositioning Munitions Replacement (War Reserve Stock)	0 0
1.1.6 Reserve Component Predeployment Training	0	0	5.7 Battle Damage Repair	0 0
1.1.7 Other Military Personnel (Special Pay)	0	0	TOTAL WORKING CAPITAL FUND SUPPORT	0 0
1.1.8 Active Component Overstrength	0	0	6.0 INVESTMENT COSTS	
Subtotal	0	0	6.1 Procurement	
1.2 Civilian Personnel			6.1.1 Aircraft Procurement	0 0
1.2.1 Civilian Premium Pay	0	0	6.1.2 Munition Procurement	0 0
1.2.2 Civilian Temporary Hires	1,395	14,099	6.1.3 Vehicle Procurement	0 0
Subtotal	1,395	14,099	6.1.4 Communication & Electronic Equipment Procurement	0 0
TOTAL PERSONNEL	1,395	14,099	6.1.5 Other Procurement	0 0
2.0 PERSONNEL SUPPORT COSTS			Subtotal	0 0
2.1 Temporary Duty (TDY)/Additional Duty (TAD)	89	1,909	6.2 Research, Development, Test & Evaluation	
2.2 Clothing & Other Equipment & Supplies	0	0	6.2.1 Basic Research	0 0
2.3 Medical Support/Health Services	0	0	6.2.2 Applied Research	0 0
2.4 Reserve Component Activation/Deactivation	0	0	6.2.3 Advanced Technology Development	0 0
2.5 Other Personnel Support	0	0	6.2.4 Advanced Component Development & Prototype	0 0
2.6 Rest & Recreation	0	0	6.2.5 System Development & Demonstration	0 0
TOTAL PERSONNEL SUPPORT	89	1,909	6.2.6 Management Support	0 0
3.0 OPERATING SUPPORT COSTS			6.2.7 Operational System Development	0 0
3.1 Training	0	0	Subtotal	0 0
3.2 Operation OPTEMPO (Fuel, Other POL, Parts)	0	0	6.3 Military Construction	
3.3 Other Supplies & Equipment	0	0	6.3.1 Major Construction	0 0
3.4 Facilities/Base Support	0	0	6.3.2 Minor Construction	0 0
3.5.1 Organization Level Maintenance	0	0	6.3.3 Family Housing (Construction)	0 0
3.5.2 Intermediate Level Maintenance	0	0	6.3.4 Family Housing (Operation & Maintenance)	0 0
3.5.3 Depot Level Maintenance	0	0	Subtotal	0 0
3.5.4 Contractor Logistics Support	0	0	TOTAL INVESTMENT	0 0
3.6 C4I	0	0	TOTAL COSTS BY APPROPRIATION	Monthly Cumulative
3.7 Other Services/Miscellaneous Contracts	36	364	Military Personnel	0 0
TOTAL OPERATING SUPPORT	36	364	Operation & Maintenance	1,520 16,372
4.0 TRANSPORTATION COSTS			Working Capital Fund	0 0
4.1 Airlift	0	0	Investment	0 0
4.2 Sealift	0	0	Other	0 0
4.3 Ready Reserve Force/Fast Sealift Ships	0	0	GRAND TOTAL	1,520 16,372
4.4 Port Handling/Inland Transportation	0	0		
4.5 Other Transportation	0	0		
4.6 Second Destination Transportation	0	0		
TOTAL TRANSPORTATION	0	0		

SUPPLEMENTAL & COST OF WAR EXECUTION REPORT

OPERATION - Iraqi Freedom

REPORT PERIOD - as of September 30, 2006

(Incremental Costs in Thousands of Dollars)

Defense Health					
1.0 PERSONNEL COSTS	Monthly	Cumulative	5.0 WORKING CAPITAL FUND SUPPORT COSTS	Monthly	Cumulative
1.1 Military Personnel			5.1 Depot Level Repairables	0	0
1.1.1 Reserve Components Called to Active Duty	0	0	5.2 Depot Maintenance	0	0
1.1.2 Imminent Danger or Hostile Fire Pay	0	0	5.3 Nonflying Hours Spares (War Reserve Stock)	0	0
1.1.3 Family Separation Allowance	0	0	5.4 War Reserve Stock Secondary Items	0	0
1.1.4 Hardship Duty Pay	0	0	5.5 Prepositioning Equipment Replacement (War Reserve Stock)	0	0
1.1.5 Subsistence	0	0	5.6 Prepositioning Munitions Replacement (War Reserve Stock)	0	0
1.1.6 Reserve Component Predeployment Training	0	0	5.7 Battle Damage Repair	0	0
1.1.7 Other Military Personnel (Special Pay)	0	0	TOTAL WORKING CAPITAL FUND SUPPORT	0	0
1.1.8 Active Component Overstrength	0	0	6.0 INVESTMENT COSTS		
Subtotal	0	0	6.1 Procurement		
1.2 Civilian Personnel			6.1.1 Aircraft Procurement	0	0
1.2.1 Civilian Premium Pay	0	0	6.1.2 Munition Procurement	0	0
1.2.2 Civilian Temporary Hires	0	0	6.1.3 Vehicle Procurement	0	0
Subtotal	0	0	6.1.4 Communication & Electronic Equipment Procurement	0	0
TOTAL PERSONNEL	0	0	6.1.5 Other Procurement	0	0
2.0 PERSONNEL SUPPORT COSTS			Subtotal	0	0
2.1 Temporary Duty (TDY)/Additional Duty (TAD)	0	0	6.2 Research, Development, Test & Evaluation		
2.2 Clothing & Other Equipment & Supplies	0	0	6.2.1 Basic Research	0	0
2.3 Medical Support/Health Services	119,629	947,484	6.2.2 Applied Research	0	0
2.4 Reserve Component Activation/Deactivation	0	0	6.2.3 Advanced Technology Development	0	0
2.5 Other Personnel Support	0	0	6.2.4 Advanced Component Development & Prototype	0	0
2.6 Rest & Recreation	0	0	6.2.5 System Development & Demonstration	0	0
TOTAL PERSONNEL SUPPORT	119,629	947,484	6.2.6 Management Support	0	0
3.0 OPERATING SUPPORT COSTS			6.2.7 Operational System Development	0	0
3.1 Training	0	0	Subtotal	0	0
3.2 Operation OPTEMPO (Fuel, Other POL, Parts)	0	0	6.3 Military Construction		
3.3 Other Supplies & Equipment	0	0	6.3.1 Major Construction	0	0
3.4 Facilities/Base Support	0	0	6.3.2 Minor Construction	0	0
3.5.1 Organization Level Maintenance	0	0	6.3.3 Family Housing (Construction)	0	0
3.5.2 Intermediate Level Maintenance	0	0	6.3.4 Family Housing (Operation & Maintenance)	0	0
3.5.3 Depot Level Maintenance	0	0	Subtotal	0	0
3.5.4 Contractor Logistics Support	0	0	TOTAL INVESTMENT	0	0
3.6 C4I	0	0	TOTAL COSTS BY APPROPRIATION	Monthly	Cumulative
3.7 Other Services/Miscellaneous Contracts	0	0	Military Personnel	0	0
TOTAL OPERATING SUPPORT	0	0	Operation & Maintenance	119,629	947,484
4.0 TRANSPORTATION COSTS			Working Capital Fund	0	0
4.1 Airlift	0	0	Investment	0	0
4.2 Sealift	0	0	Other	0	0
4.3 Ready Reserve Force/Fast Sealift Ships	0	0	GRAND TOTAL	119,629	947,484
4.4 Port Handling/Inland Transportation	0	0			
4.5 Other Transportation	0	0			
4.6 Second Destination Transportation	0	0			
TOTAL TRANSPORTATION	0	0			

SUPPLEMENTAL & COST OF WAR EXECUTION REPORT

OPERATION - Iraqi Freedom

REPORT PERIOD - as of September 30, 2006

(Incremental Costs in Thousands of Dollars)

DISA									
1.0 PERSONNEL COSTS			Monthly	Cumulative	5.0 WORKING CAPITAL FUND SUPPORT COSTS			Monthly	Cumulative
1.1 Military Personnel					5.1 Depot Level Repairables			0	0
1.1.1 Reserve Components Called to Active Duty	0	0			5.2 Depot Maintenance			0	0
1.1.2 Imminent Danger or Hostile Fire Pay	0	0			5.3 Nonflying Hours Spares (War Reserve Stock)			0	0
1.1.3 Family Separation Allowance	0	0			5.4 War Reserve Stock Secondary Items			0	0
1.1.4 Hardship Duty Pay	0	0			5.5 Prepositioning Equipment Replacement (War Reserve Stock)			0	0
1.1.5 Subsistence	0	0			5.6 Prepositioning Munitions Replacement (War Reserve Stock)			0	0
1.1.6 Reserve Component Predeployment Training	0	0			5.7 Battle Damage Repair			0	0
1.1.7 Other Military Personnel (Special Pay)	0	0			TOTAL WORKING CAPITAL FUND SUPPORT			0	0
1.1.8 Active Component Overstrength	0	0			6.0 INVESTMENT COSTS				
Subtotal	0	0			6.1 Procurement				
1.2 Civilian Personnel					6.1.1 Aircraft Procurement			0	0
1.2.1 Civilian Premium Pay	0	0			6.1.2 Munition Procurement			0	0
1.2.2 Civilian Temporary Hires	0	0			6.1.3 Vehicle Procurement			0	0
Subtotal	0	0			6.1.4 Communication & Electronic Equipment Procurement			0	2,192
TOTAL PERSONNEL	0	0			6.1.5 Other Procurement			0	0
2.0 PERSONNEL SUPPORT COSTS					Subtotal			0	2,192
2.1 Temporary Duty (TDY)/Additional Duty (TAD)	7	4,639			6.2 Research, Development, Test & Evaluation				
2.2 Clothing & Other Equipment & Supplies	0	0			6.2.1 Basic Research			0	0
2.3 Medical Support/Health Services	0	0			6.2.2 Applied Research			0	0
2.4 Reserve Component Activation/Deactivation	0	0			6.2.3 Advanced Technology Development			0	0
2.5 Other Personnel Support	0	0			6.2.4 Advanced Component Development & Prototype			0	0
2.6 Rest & Recreation	0	0			6.2.5 System Development & Demonstration			0	0
TOTAL PERSONNEL SUPPORT	7	4,639			6.2.6 Management Support			0	0
3.0 OPERATING SUPPORT COSTS					6.2.7 Operational System Development			0	0
3.1 Training	0	0			Subtotal			0	0
3.2 Operation OPTEMPO (Fuel, Other POL, Parts)	0	0			6.3 Military Construction				
3.3 Other Supplies & Equipment	0	0			6.3.1 Major Construction			0	0
3.4 Facilities/Base Support	0	0			6.3.2 Minor Construction			0	0
3.5.1 Organization Level Maintenance	0	0			6.3.3 Family Housing (Construction)			0	0
3.5.2 Intermediate Level Maintenance	0	0			6.3.4 Family Housing (Operation & Maintenance)			0	0
3.5.3 Depot Level Maintenance	0	0			Subtotal			0	0
3.5.4 Contractor Logistics Support	0	0			TOTAL INVESTMENT			0	2,192
3.6 C4I	11,467	78,847			TOTAL COSTS BY APPROPRIATION			Monthly	Cumulative
3.7 Other Services/Miscellaneous Contracts	0	0			Military Personnel			0	0
TOTAL OPERATING SUPPORT	11,467	78,847			Operation & Maintenance			11,474	83,486
4.0 TRANSPORTATION COSTS					Working Capital Fund			0	0
4.1 Airlift	0	0			Investment			0	2,192
4.2 Sealift	0	0			Other			0	0
4.3 Ready Reserve Force/Fast Sealift Ships	0	0			GRAND TOTAL			11,474	85,678
4.4 Port Handling/Inland Transportation	0	0							
4.5 Other Transportation	0	0							
4.6 Second Destination Transportation	0	0							
TOTAL TRANSPORTATION	0	0							

SUPPLEMENTAL & COST OF WAR EXECUTION REPORT

OPERATION - Iraqi Freedom

REPORT PERIOD - as of September 30, 2006

(Incremental Costs in Thousands of Dollars)

DLA											
<u>1.0 PERSONNEL COSTS</u>			Monthly	Cumulative	<u>5.0 WORKING CAPITAL FUND SUPPORT COSTS</u>			Monthly	Cumulative		
<u>1.1 Military Personnel</u>					<u>5.1 Depot Level Repairables</u>					0	0
1.1.1 Reserve Components Called to Active Duty	0	0	<u>5.2 Depot Maintenance</u>					0	0		
1.1.2 Imminent Danger or Hostile Fire Pay	0	0	<u>5.3 Nonflying Hours Spares (War Reserve Stock)</u>					0	0		
1.1.3 Family Separation Allowance	0	0	<u>5.4 War Reserve Stock Secondary Items</u>					0	0		
1.1.4 Hardship Duty Pay	0	0	<u>5.5 Prepositioning Equipment Replacement (War Reserve Stock)</u>					0	0		
1.1.5 Subsistence	0	0	<u>5.6 Prepositioning Munitions Replacement (War Reserve Stock)</u>					0	0		
1.1.6 Reserve Component Predeployment Training	0	0	<u>5.7 Battle Damage Repair</u>					0	0		
1.1.7 Other Military Personnel (Special Pay)	0	0	TOTAL WORKING CAPITAL FUND SUPPORT					0	0		
1.1.8 Active Component Overstrength	0	0									
Subtotal	0	0									
<u>1.2 Civilian Personnel</u>					<u>6.0 INVESTMENT COSTS</u>						
1.2.1 Civilian Premium Pay	48	558	<u>6.1 Procurement</u>								
1.2.2 Civilian Temporary Hires	59	1,249	<u>6.1.1 Aircraft Procurement</u>					0	0		
Subtotal	107	1,807	<u>6.1.2 Munition Procurement</u>					0	0		
TOTAL PERSONNEL	107	1,807	<u>6.1.3 Vehicle Procurement</u>					0	0		
<u>2.0 PERSONNEL SUPPORT COSTS</u>					<u>6.1.4 Communication & Electronic Equipment Procurement</u>					0	0
2.1 Temporary Duty (TDY)/Additional Duty (TAD)	203	1,275	<u>6.1.5 Other Procurement</u>					0	0		
2.2 Clothing & Other Equipment & Supplies	20	75	Subtotal					0	0		
2.3 Medical Support/Health Services	0	0	<u>6.2 Research, Development, Test & Evaluation</u>								
2.4 Reserve Component Activation/Deactivation	0	0	<u>6.2.1 Basic Research</u>					0	0		
2.5 Other Personnel Support	0	0	<u>6.2.2 Applied Research</u>					0	0		
2.6 Rest & Recreation	0	0	<u>6.2.3 Advanced Technology Development</u>					0	0		
TOTAL PERSONNEL SUPPORT	223	1,350	<u>6.2.4 Advanced Component Development & Prototype</u>					0	0		
<u>3.0 OPERATING SUPPORT COSTS</u>					<u>6.2.5 System Development & Demonstration</u>					0	0
3.1 Training	147	222	<u>6.2.6 Management Support</u>					0	0		
3.2 Operation OPTEMPO (Fuel, Other POL, Parts)	199,192	2,185,948	<u>6.2.7 Operational System Development</u>					0	0		
3.3 Other Supplies & Equipment	2	22	Subtotal					0	0		
3.4 Facilities/Base Support	21	1,628	<u>6.3 Military Construction</u>								
3.5.1 Organization Level Maintenance	0	0	<u>6.3.1 Major Construction</u>					0	0		
3.5.2 Intermediate Level Maintenance	0	0	<u>6.3.2 Minor Construction</u>					0	0		
3.5.3 Depot Level Maintenance	0	0	<u>6.3.3 Family Housing (Construction)</u>					0	0		
3.5.4 Contractor Logistics Support	2,600	10,300	<u>6.3.4 Family Housing (Operation & Maintenance)</u>					0	0		
3.6 C4I	0	0	Subtotal					0	0		
3.7 Other Services/Miscellaneous Contracts	0	0	TOTAL INVESTMENT					0	0		
TOTAL OPERATING SUPPORT	201,962	2,198,120	TOTAL COSTS BY APPROPRIATION					Monthly	Cumulative		
<u>4.0 TRANSPORTATION COSTS</u>					<u>Military Personnel</u>					0	0
4.1 Airlift	228	33,752	<u>Operation & Maintenance</u>					227,627	2,349,765		
4.2 Sealift	0	0	<u>Working Capital Fund</u>					0	0		
4.3 Ready Reserve Force/Fast Sealift Ships	0	0	<u>Investment</u>					0	0		
4.4 Port Handling/Inland Transportation	0	0	<u>Other</u>					0	0		
4.5 Other Transportation	25,107	114,736	GRAND TOTAL					227,627	2,349,765		
4.6 Second Destination Transportation	0	0									
TOTAL TRANSPORTATION	25,335	148,488									

SUPPLEMENTAL & COST OF WAR EXECUTION REPORT

OPERATION - Iraqi Freedom

REPORT PERIOD - as of September 30, 2006

(Incremental Costs in Thousands of Dollars)

DoDEA					
1.0 PERSONNEL COSTS	Monthly	Cumulative	5.0 WORKING CAPITAL FUND SUPPORT COSTS	Monthly	Cumulative
1.1 Military Personnel			5.1 Depot Level Repairables	0	0
1.1.1 Reserve Components Called to Active Duty	0	0	5.2 Depot Maintenance	0	0
1.1.2 Imminent Danger or Hostile Fire Pay	0	0	5.3 Nonflying Hours Spares (War Reserve Stock)	0	0
1.1.3 Family Separation Allowance	0	0	5.4 War Reserve Stock Secondary Items	0	0
1.1.4 Hardship Duty Pay	0	0	5.5 Prepositioning Equipment Replacement (War Reserve Stock)	0	0
1.1.5 Subsistence	0	0	5.6 Prepositioning Munitions Replacement (War Reserve Stock)	0	0
1.1.6 Reserve Component Predeployment Training	0	0	5.7 Battle Damage Repair	0	0
1.1.7 Other Military Personnel (Special Pay)	0	0	TOTAL WORKING CAPITAL FUND SUPPORT	0	0
1.1.8 Active Component Overstrength	0	0	6.0 INVESTMENT COSTS		
Subtotal	0	0	6.1 Procurement		
1.2 Civilian Personnel			6.1.1 Aircraft Procurement	0	0
1.2.1 Civilian Premium Pay	0	0	6.1.2 Munition Procurement	0	0
1.2.2 Civilian Temporary Hires	0	0	6.1.3 Vehicle Procurement	0	0
Subtotal	0	0	6.1.4 Communication & Electronic Equipment Procurement	0	0
TOTAL PERSONNEL	0	0	6.1.5 Other Procurement	0	0
2.0 PERSONNEL SUPPORT COSTS			Subtotal	0	0
2.1 Temporary Duty (TDY)/Additional Duty (TAD)	0	0	6.2 Research, Development, Test & Evaluation		
2.2 Clothing & Other Equipment & Supplies	0	0	6.2.1 Basic Research	0	0
2.3 Medical Support/Health Services	0	0	6.2.2 Applied Research	0	0
2.4 Reserve Component Activation/Deactivation	0	0	6.2.3 Advanced Technology Development	0	0
2.5 Other Personnel Support	31,538	142,999	6.2.4 Advanced Component Development & Prototype	0	0
2.6 Rest & Recreation	0	0	6.2.5 System Development & Demonstration	0	0
TOTAL PERSONNEL SUPPORT	31,538	142,999	6.2.6 Management Support	0	0
3.0 OPERATING SUPPORT COSTS			6.2.7 Operational System Development	0	0
3.1 Training	0	0	Subtotal	0	0
3.2 Operation OPTEMPO (Fuel, Other POL, Parts)	0	0	6.3 Military Construction		
3.3 Other Supplies & Equipment	0	0	6.3.1 Major Construction	0	0
3.4 Facilities/Base Support	0	0	6.3.2 Minor Construction	0	0
3.5.1 Organization Level Maintenance	0	0	6.3.3 Family Housing (Construction)	0	0
3.5.2 Intermediate Level Maintenance	0	0	6.3.4 Family Housing (Operation & Maintenance)	0	0
3.5.3 Depot Level Maintenance	0	0	Subtotal	0	0
3.5.4 Contractor Logistics Support	0	0	TOTAL INVESTMENT	0	0
3.6 C4I	0	0	TOTAL COSTS BY APPROPRIATION		
3.7 Other Services/Miscellaneous Contracts	0	0		Monthly	Cumulative
TOTAL OPERATING SUPPORT	0	0	Military Personnel	0	0
4.0 TRANSPORTATION COSTS			Operation & Maintenance	31,538	142,999
4.1 Airlift	0	0	Working Capital Fund	0	0
4.2 Sealift	0	0	Investment	0	0
4.3 Ready Reserve Force/Fast Sealift Ships	0	0	Other	0	0
4.4 Port Handling/Inland Transportation	0	0	GRAND TOTAL	31,538	142,999
4.5 Other Transportation	0	0			
4.6 Second Destination Transportation	0	0			
TOTAL TRANSPORTATION	0	0			

SUPPLEMENTAL & COST OF WAR EXECUTION REPORT

OPERATION - Iraqi Freedom

REPORT PERIOD - as of September 30, 2006

(Incremental Costs in Thousands of Dollars)

DoDIG				
1.0 PERSONNEL COSTS			5.0 WORKING CAPITAL FUND SUPPORT COSTS	
	Monthly	Cumulative	Monthly	Cumulative
1.1 Military Personnel				
1.1.1 Reserve Components Called to Active Duty	0	0	5.1 Depot Level Repairables	0
1.1.2 Imminent Danger or Hostile Fire Pay	0	0	5.2 Depot Maintenance	0
1.1.3 Family Separation Allowance	0	0	5.3 Nonflying Hours Spares (War Reserve Stock)	0
1.1.4 Hardship Duty Pay	0	0	5.4 War Reserve Stock Secondary Items	0
1.1.5 Subsistence	0	0	5.5 Prepositioning Equipment Replacement (War Reserve Stock)	0
1.1.6 Reserve Component Predeployment Training	0	0	5.6 Prepositioning Munitions Replacement (War Reserve Stock)	0
1.1.7 Other Military Personnel (Special Pay)	0	0	5.7 Battle Damage Repair	0
1.1.8 Active Component Overstrength	0	0		
Subtotal	0	0	TOTAL WORKING CAPITAL FUND SUPPORT	0
1.2 Civilian Personnel			6.0 INVESTMENT COSTS	
1.2.1 Civilian Premium Pay	14	201	6.1 Procurement	
1.2.2 Civilian Temporary Hires	40	272	6.1.1 Aircraft Procurement	0
Subtotal	54	473	6.1.2 Munition Procurement	0
TOTAL PERSONNEL	54	473	6.1.3 Vehicle Procurement	0
			6.1.4 Communication & Electronic Equipment Procurement	0
2.0 PERSONNEL SUPPORT COSTS			6.1.5 Other Procurement	0
2.1 Temporary Duty (TDY)/Additional Duty (TAD)	170	522	Subtotal	0
2.2 Clothing & Other Equipment & Supplies	0	5	6.2 Research, Development, Test & Evaluation	
2.3 Medical Support/Health Services	0	0	6.2.1 Basic Research	0
2.4 Reserve Component Activation/Deactivation	0	0	6.2.2 Applied Research	0
2.5 Other Personnel Support	0	0	6.2.3 Advanced Technology Development	0
2.6 Rest & Recreation	0	0	6.2.4 Advanced Component Development & Prototype	0
TOTAL PERSONNEL SUPPORT	170	527	6.2.5 System Development & Demonstration	0
			6.2.6 Management Support	0
3.0 OPERATING SUPPORT COSTS			6.2.7 Operational System Development	0
3.1 Training	0	0	Subtotal	0
3.2 Operation OPTEMPO (Fuel, Other POL, Parts)	0	0	6.3 Military Construction	
3.3 Other Supplies & Equipment	0	34	6.3.1 Major Construction	0
3.4 Facilities/Base Support	0	0	6.3.2 Minor Construction	0
3.5.1 Organization Level Maintenance	0	0	6.3.3 Family Housing (Construction)	0
3.5.2 Intermediate Level Maintenance	0	0	6.3.4 Family Housing (Operation & Maintenance)	0
3.5.3 Depot Level Maintenance	0	0	Subtotal	0
3.5.4 Contractor Logistics Support	0	0	TOTAL INVESTMENT	0
3.6 C4I	1	107		
3.7 Other Services/Miscellaneous Contracts	20	25	TOTAL COSTS BY APPROPRIATION	Monthly Cumulative
TOTAL OPERATING SUPPORT	21	166	Military Personnel	0
			Operation & Maintenance	245
4.0 TRANSPORTATION COSTS			Working Capital Fund	0
4.1 Airlift	0	0	Investment	0
4.2 Sealift	0	0	Other	0
4.3 Ready Reserve Force/Fast Sealift Ships	0	0	GRAND TOTAL	245
4.4 Port Handling/Inland Transportation	0	0		1,166
4.5 Other Transportation	0	0		
4.6 Second Destination Transportation	0	0		
TOTAL TRANSPORTATION	0	0		

SUPPLEMENTAL & COST OF WAR EXECUTION REPORT

OPERATION - Iraqi Freedom

REPORT PERIOD - as of September 30, 2006

(Incremental Costs in Thousands of Dollars)

DSCA				
			Monthly Cumulative	
1.0 PERSONNEL COSTS				
1.1 Military Personnel				
1.1.1 Reserve Components Called to Active Duty	0	0		
1.1.2 Imminent Danger or Hostile Fire Pay	0	0		
1.1.3 Family Separation Allowance	0	0		
1.1.4 Hardship Duty Pay	0	0		
1.1.5 Subsistence	0	0		
1.1.6 Reserve Component Predeployment Training	0	0		
1.1.7 Other Military Personnel (Special Pay)	0	0		
1.1.8 Active Component Overstrength	0	0		
Subtotal	0	0		
1.2 Civilian Personnel				
1.2.1 Civilian Premium Pay	0	0		
1.2.2 Civilian Temporary Hires	0	0		
Subtotal	0	0		
TOTAL PERSONNEL	0	0		
2.0 PERSONNEL SUPPORT COSTS				
2.1 Temporary Duty (TDY)/Additional Duty (TAD)	0	0		
2.2 Clothing & Other Equipment & Supplies	0	0		
2.3 Medical Support/Health Services	0	0		
2.4 Reserve Component Activation/Deactivation	0	0		
2.5 Other Personnel Support	0	0		
2.6 Rest & Recreation	0	0		
TOTAL PERSONNEL SUPPORT	0	0		
3.0 OPERATING SUPPORT COSTS				
3.1 Training	0	0		
3.2 Operation OPTEMPO (Fuel, Other POL, Parts)	0	0		
3.3 Other Supplies & Equipment	0	0		
3.4 Facilities/Base Support	0	0		
3.5.1 Organization Level Maintenance	0	0		
3.5.2 Intermediate Level Maintenance	0	0		
3.5.3 Depot Level Maintenance	0	0		
3.5.4 Contractor Logistics Support	0	0		
3.6 C4I	0	0		
3.7 Other Services/Miscellaneous Contracts	0	0		
TOTAL OPERATING SUPPORT	0	0		
4.0 TRANSPORTATION COSTS				
4.1 Airlift	0	0		
4.2 Sealift	0	0		
4.3 Ready Reserve Force/Fast Sealift Ships	0	0		
4.4 Port Handling/Inland Transportation	0	0		
4.5 Other Transportation	53,302	53,302		
4.6 Second Destination Transportation	0	0		
TOTAL TRANSPORTATION	53,302	53,302		
5.0 WORKING CAPITAL FUND SUPPORT COSTS			Monthly Cumulative	
5.1 Depot Level Repairables			0	0
5.2 Depot Maintenance			0	0
5.3 Nonflying Hours Spares (War Reserve Stock)			0	0
5.4 War Reserve Stock Secondary Items			0	0
5.5 Prepositioning Equipment Replacement (War Reserve Stock)			0	0
5.6 Prepositioning Munitions Replacement (War Reserve Stock)			0	0
5.7 Battle Damage Repair			0	0
TOTAL WORKING CAPITAL FUND SUPPORT			0	0
6.0 INVESTMENT COSTS				
6.1 Procurement				
6.1.1 Aircraft Procurement			0	0
6.1.2 Munition Procurement			0	0
6.1.3 Vehicle Procurement			0	0
6.1.4 Communication & Electronic Equipment Procurement			0	0
6.1.5 Other Procurement			0	0
Subtotal			0	0
6.2 Research, Development, Test & Evaluation				
6.2.1 Basic Research			0	0
6.2.2 Applied Research			0	0
6.2.3 Advanced Technology Development			0	0
6.2.4 Advanced Component Development & Prototype			0	0
6.2.5 System Development & Demonstration			0	0
6.2.6 Management Support			0	0
6.2.7 Operational System Development			0	0
Subtotal			0	0
6.3 Military Construction				
6.3.1 Major Construction			0	0
6.3.2 Minor Construction			0	0
6.3.3 Family Housing (Construction)			0	0
6.3.4 Family Housing (Operation & Maintenance)			0	0
Subtotal			0	0
TOTAL INVESTMENT			0	0
TOTAL COSTS BY APPROPRIATION			Monthly Cumulative	
Military Personnel			0	0
Operation & Maintenance			53,302	53,302
Working Capital Fund			0	0
Investment			0	0
Other			(29,817)	265,874
GRAND TOTAL			23,485	319,176

**SUPPLEMENTAL & COST OF WAR EXECUTION REPORT - FY 2005 COALITION SUPPORT FUND
(SECOND YEAR EXECUTION)
OPERATION - Iraqi Freedom**

REPORT PERIOD - as of September 30, 2006

(Incremental Costs in Thousands of Dollars)

DSCA Subsidiary Report

<u>7.0 OTHER SUPPORT COSTS</u>	Monthly	Cumulative
COALITION SUPPORT		
<u>7.1 Coalition Support</u>		
Azerbaijan	0	2
Bosnia	3	3
El Salvador	3	3
Estonia	0	188
Georgia	0	28,221
Hungary	0	1,401
Jordan	0	90,354
Macedonia	0	3
Mongolia	0	1,042
Nicaragua	0	3
Poland	(35,349)	114,667
Romania	0	11
Slovakia	0	380
Thailand	0	2
Ukraine	2,271	6,609
Uzbekistan	3,255	22,985
Subtotal	(29,817)	265,874
<u>7.2 Lift & Sustain</u>		
7.2.1 Transportation Support	0	0
7.2.2 Logistic Support	0	0
7.2.3 Other Support	0	0
Subtotal	0	0
ASFF/ISFF		
<u>7.3 Train & Equip</u>		
7.3.1 Defense Forces Sustainment	0	0
7.3.2 Defense Forces Infrastructure	0	0
7.3.3 Defense Forces Equipment/Transportation	0	0
7.3.4 Defense Forces Training & Operations	0	0
7.3.5 Interior Forces Sustainment	0	0
7.3.6 Interior Forces Infrastructure	0	0
7.3.7 Interior Forces Equipment/Transportation	0	0
7.3.8 Interior Forces Training & Operations	0	0
7.3.9 Quick Response Funding	0	0
7.3.10 Other Support	0	0
Subtotal	0	0
CERP		
<u>7.4 Commander's Emergency Response Program</u>		
Subtotal	0	0
TOTAL OTHER SUPPORT	(29,817)	265,874

SUPPLEMENTAL & COST OF WAR EXECUTION REPORT

OPERATION - Iraqi Freedom

REPORT PERIOD - as of September 30, 2006

(Incremental Costs in Thousands of Dollars)

Joint Staff				
1.0 PERSONNEL COSTS			5.0 WORKING CAPITAL FUND SUPPORT COSTS	
	Monthly	Cumulative	Monthly	Cumulative
1.1 Military Personnel			5.1 Depot Level Repairables	0
1.1.1 Reserve Components Called to Active Duty	0	0	5.2 Depot Maintenance	0
1.1.2 Imminent Danger or Hostile Fire Pay	0	0	5.3 Nonflying Hours Spares (War Reserve Stock)	0
1.1.3 Family Separation Allowance	0	0	5.4 War Reserve Stock Secondary Items	0
1.1.4 Hardship Duty Pay	0	0	5.5 Prepositioning Equipment Replacement (War Reserve Stock)	0
1.1.5 Subsistence	0	0	5.6 Prepositioning Munitions Replacement (War Reserve Stock)	0
1.1.6 Reserve Component Predeployment Training	0	0	5.7 Battle Damage Repair	0
1.1.7 Other Military Personnel (Special Pay)	0	0		
1.1.8 Active Component Overstrength	0	0	TOTAL WORKING CAPITAL FUND SUPPORT	0
Subtotal	0	0		
1.2 Civilian Personnel			6.0 INVESTMENT COSTS	
1.2.1 Civilian Premium Pay	0	0	6.1 Procurement	
1.2.2 Civilian Temporary Hires	0	0	6.1.1 Aircraft Procurement	0
Subtotal	0	0	6.1.2 Munition Procurement	0
TOTAL PERSONNEL	0	0	6.1.3 Vehicle Procurement	0
			6.1.4 Communication & Electronic Equipment Procurement	0
2.0 PERSONNEL SUPPORT COSTS			6.1.5 Other Procurement	0
2.1 Temporary Duty (TDY)/Additional Duty (TAD)	0	0	Subtotal	0
2.2 Clothing & Other Equipment & Supplies	0	0	6.2 Research, Development, Test & Evaluation	
2.3 Medical Support/Health Services	0	0	6.2.1 Basic Research	0
2.4 Reserve Component Activation/Deactivation	0	0	6.2.2 Applied Research	0
2.5 Other Personnel Support	0	0	6.2.3 Advanced Technology Development	0
2.6 Rest & Recreation	0	0	6.2.4 Advanced Component Development & Prototype	0
TOTAL PERSONNEL SUPPORT	0	0	6.2.5 System Development & Demonstration	648
			6.2.6 Management Support	0
3.0 OPERATING SUPPORT COSTS			6.2.7 Operational System Development	0
3.1 Training	125	125	Subtotal	648
3.2 Operation OPTEMPO (Fuel, Other POL, Parts)	0	0	6.3 Military Construction	
3.3 Other Supplies & Equipment	0	0	6.3.1 Major Construction	0
3.4 Facilities/Base Support	0	0	6.3.2 Minor Construction	0
3.5.1 Organization Level Maintenance	0	0	6.3.3 Family Housing (Construction)	0
3.5.2 Intermediate Level Maintenance	0	0	6.3.4 Family Housing (Operation & Maintenance)	0
3.5.3 Depot Level Maintenance	0	0	Subtotal	0
3.5.4 Contractor Logistics Support	0	0	TOTAL INVESTMENT	648
3.6 C4I	0	0		
3.7 Other Services/Miscellaneous Contracts	370	370	TOTAL COSTS BY APPROPRIATION	Monthly Cumulative
TOTAL OPERATING SUPPORT	495	495	Military Personnel	0
			Operation & Maintenance	10,140
4.0 TRANSPORTATION COSTS			Working Capital Fund	0
4.1 Airlift	9,645	9,645	Investment	648
4.2 Sealift	0	0	Other	0
4.3 Ready Reserve Force/Fast Sealift Ships	0	0	GRAND TOTAL	10,788
4.4 Port Handling/Inland Transportation	0	0		
4.5 Other Transportation	0	0		
4.6 Second Destination Transportation	0	0		
TOTAL TRANSPORTATION	9,645	9,645		

SUPPLEMENTAL & COST OF WAR EXECUTION REPORT

OPERATION - Iraqi Freedom

REPORT PERIOD - as of September 30, 2006

(Incremental Costs in Thousands of Dollars)

Marine Corps				
1.0 PERSONNEL COSTS			5.0 WORKING CAPITAL FUND SUPPORT COSTS	
	Monthly	Cumulative	Monthly	Cumulative
1.1 Military Personnel				
1.1.1 Reserve Components Called to Active Duty	28,215	345,594	5.1 Depot Level Repairables	0 0
1.1.2 Imminent Danger or Hostile Fire Pay	6,508	65,986	5.2 Depot Maintenance	0 0
1.1.3 Family Separation Allowance	3,478	41,192	5.3 Nonflying Hours Spares (War Reserve Stock)	0 0
1.1.4 Hardship Duty Pay	2,117	24,364	5.4 War Reserve Stock Secondary Items	0 0
1.1.5 Subsistence	1,208	22,956	5.5 Prepositioning Equipment Replacement (War Reserve Stock)	0 0
1.1.6 Reserve Component Predeployment Training	10,453	10,627	5.6 Prepositioning Munitions Replacement (War Reserve Stock)	0 0
1.1.7 Other Military Personnel (Special Pay)	50,150	310,076	5.7 Battle Damage Repair	0 0
1.1.8 Active Component Overstrength	124,804	276,262		
Subtotal	226,933	1,097,057	TOTAL WORKING CAPITAL FUND SUPPORT	0 0
1.2 Civilian Personnel			6.0 INVESTMENT COSTS	
1.2.1 Civilian Premium Pay	2,547	13,321	6.1 Procurement	
1.2.2 Civilian Temporary Hires	(86)	25,324	6.1.1 Aircraft Procurement	0 0
Subtotal	2,461	38,645	6.1.2 Munition Procurement	0 0
TOTAL PERSONNEL	229,394	1,135,702	6.1.3 Vehicle Procurement	341,212 873,315
2.0 PERSONNEL SUPPORT COSTS			6.1.4 Communication & Electronic Equipment Procurement	184,401 613,680
2.1 Temporary Duty (TDY)/Additional Duty (TAD)	35,364	99,901	6.1.5 Other Procurement	472,951 847,480
2.2 Clothing & Other Equipment & Supplies	220,277	472,503	Subtotal	998,564 2,334,475
2.3 Medical Support/Health Services	13,144	51,275	6.2 Research, Development, Test & Evaluation	
2.4 Reserve Component Activation/Deactivation	(16,990)	49,055	6.2.1 Basic Research	0 0
2.5 Other Personnel Support	40,505	61,506	6.2.2 Applied Research	0 0
2.6 Rest & Recreation	2	2	6.2.3 Advanced Technology Development	0 0
TOTAL PERSONNEL SUPPORT	292,302	734,242	6.2.4 Advanced Component Development & Prototype	0 0
3.0 OPERATING SUPPORT COSTS			6.2.5 System Development & Demonstration	0 0
3.1 Training	28,358	78,780	6.2.6 Management Support	0 0
3.2 Operation OPTEMPO (Fuel, Other POL, Parts)	85,524	518,695	6.2.7 Operational System Development	0 0
3.3 Other Supplies & Equipment	110,049	519,613	Subtotal	0 0
3.4 Facilities/Base Support	65,145	163,150	6.3 Military Construction	
3.5.1 Organization Level Maintenance	(1,151)	51,877	6.3.1 Major Construction	0 0
3.5.2 Intermediate Level Maintenance	296	49,462	6.3.2 Minor Construction	0 0
3.5.3 Depot Level Maintenance	7,473	386,456	6.3.3 Family Housing (Construction)	0 0
3.5.4 Contractor Logistics Support	1,653	21,815	6.3.4 Family Housing (Operation & Maintenance)	0 0
3.6 C4I	1,192	38,385	Subtotal	0 0
3.7 Other Services/Miscellaneous Contracts	45,413	203,754	TOTAL INVESTMENT	998,564 2,334,475
TOTAL OPERATING SUPPORT	343,952	2,031,987	TOTAL COSTS BY APPROPRIATION	Monthly Cumulative
4.0 TRANSPORTATION COSTS			Military Personnel	226,933 1,097,057
4.1 Airlift	11,383	141,682	Operation & Maintenance	664,634 3,085,743
4.2 Sealift	2,959	34,110	Working Capital Fund	0 0
4.3 Ready Reserve Force/Fast Sealift Ships	0	0	Investment	998,564 2,334,475
4.4 Port Handling/Inland Transportation	1,594	18,368	Other	0 0
4.5 Other Transportation	9,983	86,709	GRAND TOTAL	1,890,131 6,517,275
4.6 Second Destination Transportation	0	0		
TOTAL TRANSPORTATION	25,919	280,869		

SUPPLEMENTAL & COST OF WAR EXECUTION REPORT

OPERATION - Iraqi Freedom

REPORT PERIOD - as of September 30, 2006

(Incremental Costs in Thousands of Dollars)

Marine Corps Reserve				
1.0 PERSONNEL COSTS		Monthly	Cumulative	
1.1 Military Personnel				
1.1.1 Reserve Components Called to Active Duty		0	0	
1.1.2 Imminent Danger or Hostile Fire Pay		0	0	
1.1.3 Family Separation Allowance		0	0	
1.1.4 Hardship Duty Pay		0	0	
1.1.5 Subsistence		0	0	
1.1.6 Reserve Component Predeployment Training		10,627	10,627	
1.1.7 Other Military Personnel (Special Pay)		0	0	
1.1.8 Active Component Overstrength		0	0	
Subtotal		10,627	10,627	
1.2 Civilian Personnel				
1.2.1 Civilian Premium Pay		1,003	2,318	
1.2.2 Civilian Temporary Hires		0	0	
Subtotal		1,003	2,318	
TOTAL PERSONNEL		11,630	12,945	
2.0 PERSONNEL SUPPORT COSTS				
2.1 Temporary Duty (TDY)/Additional Duty (TAD)	(1,454)		508	
2.2 Clothing & Other Equipment & Supplies	0		0	
2.3 Medical Support/Health Services	0		0	
2.4 Reserve Component Activation/Deactivation	0		0	
2.5 Other Personnel Support	0		0	
2.6 Rest & Recreation	0		0	
TOTAL PERSONNEL SUPPORT	(1,454)		508	
3.0 OPERATING SUPPORT COSTS				
3.1 Training		0	0	
3.2 Operation OPTEMPO (Fuel, Other POL, Parts)		554	8,530	
3.3 Other Supplies & Equipment		981	1,492	
3.4 Facilities/Base Support	(142)		8,719	
3.5.1 Organization Level Maintenance		0	0	
3.5.2 Intermediate Level Maintenance		0	0	
3.5.3 Depot Level Maintenance		0	0	
3.5.4 Contractor Logistics Support		0	0	
3.6 C4I		114	3,390	
3.7 Other Services/Miscellaneous Contracts		37,492	93,528	
TOTAL OPERATING SUPPORT		38,999	115,659	
4.0 TRANSPORTATION COSTS				
4.1 Airlift		0	0	
4.2 Sealift		0	0	
4.3 Ready Reserve Force/Fast Sealift Ships		0	0	
4.4 Port Handling/Inland Transportation		0	0	
4.5 Other Transportation		0	0	
4.6 Second Destination Transportation		0	0	
TOTAL TRANSPORTATION		0	0	
5.0 WORKING CAPITAL FUND SUPPORT COSTS				Monthly Cumulative
5.1 Depot Level Repairables				0 0
5.2 Depot Maintenance				0 0
5.3 Nonflying Hours Spares (War Reserve Stock)				0 0
5.4 War Reserve Stock Secondary Items				0 0
5.5 Prepositioning Equipment Replacement (War Reserve Stock)				0 0
5.6 Prepositioning Munitions Replacement (War Reserve Stock)				0 0
5.7 Battle Damage Repair				0 0
TOTAL WORKING CAPITAL FUND SUPPORT				0 0
6.0 INVESTMENT COSTS				
6.1 Procurement				
6.1.1 Aircraft Procurement				0 0
6.1.2 Munition Procurement				0 0
6.1.3 Vehicle Procurement				0 0
6.1.4 Communication & Electronic Equipment Procurement				0 0
6.1.5 Other Procurement				0 0
Subtotal				0 0
6.2 Research, Development, Test & Evaluation				
6.2.1 Basic Research				0 0
6.2.2 Applied Research				0 0
6.2.3 Advanced Technology Development				0 0
6.2.4 Advanced Component Development & Prototype				0 0
6.2.5 System Development & Demonstration				0 0
6.2.6 Management Support				0 0
6.2.7 Operational System Development				0 0
Subtotal				0 0
6.3 Military Construction				
6.3.1 Major Construction				0 0
6.3.2 Minor Construction				0 0
6.3.3 Family Housing (Construction)				0 0
6.3.4 Family Housing (Operation & Maintenance)				0 0
Subtotal				0 0
TOTAL INVESTMENT				0 0
TOTAL COSTS BY APPROPRIATION				Monthly Cumulative
Military Personnel		10,627	10,627	
Operation & Maintenance		38,548	118,485	
Working Capital Fund		0	0	
Investment		0	0	
Other		0	0	
GRAND TOTAL		49,175	129,112	

SUPPLEMENTAL & COST OF WAR EXECUTION REPORT

OPERATION - Iraqi Freedom

REPORT PERIOD - as of September 30, 2006

(Incremental Costs in Thousands of Dollars)

Navy				
1.0 PERSONNEL COSTS	Monthly	Cumulative	5.0 WORKING CAPITAL FUND SUPPORT COSTS	Monthly Cumulative
1.1 Military Personnel			5.1 Depot Level Repairables	0 0
1.1.1 Reserve Components Called to Active Duty	27,041	324,968	5.2 Depot Maintenance	0 0
1.1.2 Imminent Danger or Hostile Fire Pay	7,543	63,085	5.3 Nonflying Hours Spares (War Reserve Stock)	0 0
1.1.3 Family Separation Allowance	2,533	17,045	5.4 War Reserve Stock Secondary Items	0 0
1.1.4 Hardship Duty Pay	0	0	5.5 Prepositioning Equipment Replacement (War Reserve Stock)	(138) 0
1.1.5 Subsistence	11,676	11,676	5.6 Prepositioning Munitions Replacement (War Reserve Stock)	0 0
1.1.6 Reserve Component Predeployment Training	0	0	5.7 Battle Damage Repair	0 0
1.1.7 Other Military Personnel (Special Pay)	95,893	378,381	TOTAL WORKING CAPITAL FUND SUPPORT	(138) 0
1.1.8 Active Component Overstrength	0	0	6.0 INVESTMENT COSTS	
Subtotal	144,686	795,155	6.1 Procurement	
1.2 Civilian Personnel			6.1.1 Aircraft Procurement	0 276,754
1.2.1 Civilian Premium Pay	388	2,943	6.1.2 Munition Procurement	101 137,367
1.2.2 Civilian Temporary Hires	0	0	6.1.3 Vehicle Procurement	37,049 50,883
Subtotal	388	2,943	6.1.4 Communication & Electronic Equipment Procurement	0 0
TOTAL PERSONNEL	145,074	798,098	6.1.5 Other Procurement	(39,671) 14,894
2.0 PERSONNEL SUPPORT COSTS			Subtotal	(2,521) 479,898
2.1 Temporary Duty (TDY)/Additional Duty (TAD)	4,958	86,632	6.2 Research, Development, Test & Evaluation	
2.2 Clothing & Other Equipment & Supplies	13,943	63,457	6.2.1 Basic Research	0 0
2.3 Medical Support/Health Services	285	1,118	6.2.2 Applied Research	0 3,816
2.4 Reserve Component Activation/Deactivation	0	0	6.2.3 Advanced Technology Development	0 0
2.5 Other Personnel Support	589	26,024	6.2.4 Advanced Component Development & Prototype	0 0
2.6 Rest & Recreation	0	0	6.2.5 System Development & Demonstration	(355) 0
TOTAL PERSONNEL SUPPORT	19,775	177,231	6.2.6 Management Support	(290) 0
3.0 OPERATING SUPPORT COSTS			6.2.7 Operational System Development	0 0
3.1 Training	3,800	40,560	Subtotal	(645) 3,816
3.2 Operation OPTEMPO (Fuel, Other POL, Parts)	98,547	949,700	6.3 Military Construction	
3.3 Other Supplies & Equipment	34,142	197,558	6.3.1 Major Construction	0 0
3.4 Facilities/Base Support	79,565	278,630	6.3.2 Minor Construction	0 0
3.5.1 Organization Level Maintenance	249	8,731	6.3.3 Family Housing (Construction)	0 0
3.5.2 Intermediate Level Maintenance	19,688	21,872	6.3.4 Family Housing (Operation & Maintenance)	0 0
3.5.3 Depot Level Maintenance	612,287	1,081,589	Subtotal	0 0
3.5.4 Contractor Logistics Support	35,908	66,615	TOTAL INVESTMENT	(3,166) 483,714
3.6 C4I	3,633	51,372	TOTAL COSTS BY APPROPRIATION	Monthly Cumulative
3.7 Other Services/Miscellaneous Contracts	30,765	164,274	Military Personnel	144,686 795,155
TOTAL OPERATING SUPPORT	918,584	2,860,901	Operation & Maintenance	1,024,854 3,696,601
4.0 TRANSPORTATION COSTS			Working Capital Fund	(138) 0
4.1 Airlift	76,717	469,982	Investment	(3,166) 483,714
4.2 Sealift	840	50,278	Other	0 0
4.3 Ready Reserve Force/Fast Sealift Ships	0	0	GRAND TOTAL	1,166,236 4,975,470
4.4 Port Handling/Inland Transportation	82	3,250		
4.5 Other Transportation	8,468	106,099		
4.6 Second Destination Transportation	0	25,917		
TOTAL TRANSPORTATION	86,107	655,526		

SUPPLEMENTAL & COST OF WAR EXECUTION REPORT

OPERATION - Iraqi Freedom

REPORT PERIOD - as of September 30, 2006

(Incremental Costs in Thousands of Dollars)

Navy Reserve				
1.0 PERSONNEL COSTS			5.0 WORKING CAPITAL FUND SUPPORT COSTS	
	Monthly	Cumulative	Monthly	Cumulative
1.1 Military Personnel				
1.1.1 Reserve Components Called to Active Duty	0	0	5.1 Depot Level Repairables	0
1.1.2 Imminent Danger or Hostile Fire Pay	0	0	5.2 Depot Maintenance	0
1.1.3 Family Separation Allowance	0	0	5.3 Nonflying Hours Spares (War Reserve Stock)	0
1.1.4 Hardship Duty Pay	0	0	5.4 War Reserve Stock Secondary Items	0
1.1.5 Subsistence	0	0	5.5 Prepositioning Equipment Replacement (War Reserve Stock)	0
1.1.6 Reserve Component Predeployment Training	0	0	5.6 Prepositioning Munitions Replacement (War Reserve Stock)	0
1.1.7 Other Military Personnel (Special Pay)	1,199	22,243	5.7 Battle Damage Repair	0
1.1.8 Active Component Overstrength	0	0		
Subtotal	1,199	22,243	TOTAL WORKING CAPITAL FUND SUPPORT	0
1.2 Civilian Personnel				
1.2.1 Civilian Premium Pay	0	0	6.0 INVESTMENT COSTS	
1.2.2 Civilian Temporary Hires	0	0	6.1 Procurement	
Subtotal	0	0	6.1.1 Aircraft Procurement	0
TOTAL PERSONNEL	1,199	22,243	6.1.2 Munition Procurement	0
			6.1.3 Vehicle Procurement	0
			6.1.4 Communication & Electronic Equipment Procurement	0
			6.1.5 Other Procurement	0
			Subtotal	0
2.0 PERSONNEL SUPPORT COSTS			6.2 Research, Development, Test & Evaluation	
2.1 Temporary Duty (TDY)/Additional Duty (TAD)	405	6,992	6.2.1 Basic Research	0
2.2 Clothing & Other Equipment & Supplies	0	9,015	6.2.2 Applied Research	0
2.3 Medical Support/Health Services	62	185	6.2.3 Advanced Technology Development	0
2.4 Reserve Component Activation/Deactivation	0	0	6.2.4 Advanced Component Development & Prototype	0
2.5 Other Personnel Support	0	0	6.2.5 System Development & Demonstration	0
2.6 Rest & Recreation	0	0	6.2.6 Management Support	0
TOTAL PERSONNEL SUPPORT	467	16,192	6.2.7 Operational System Development	0
			Subtotal	0
3.0 OPERATING SUPPORT COSTS			6.3 Military Construction	
3.1 Training	0	75	6.3.1 Major Construction	0
3.2 Operation OPTEMPO (Fuel, Other POL, Parts)	2,529	71,419	6.3.2 Minor Construction	0
3.3 Other Supplies & Equipment	1,226	11,718	6.3.3 Family Housing (Construction)	0
3.4 Facilities/Base Support	223	4,261	6.3.4 Family Housing (Operation & Maintenance)	0
3.5.1 Organization Level Maintenance	0	0	Subtotal	0
3.5.2 Intermediate Level Maintenance	0	0	TOTAL INVESTMENT	0
3.5.3 Depot Level Maintenance	2,485	6,305		
3.5.4 Contractor Logistics Support	0	470	TOTAL COSTS BY APPROPRIATION	Monthly Cumulative
3.6 C4I	168	3,289	Military Personnel	1,199 22,243
3.7 Other Services/Miscellaneous Contracts	58,310	62,696	Operation & Maintenance	65,465 177,547
TOTAL OPERATING SUPPORT	64,941	160,233	Working Capital Fund	0 0
			Investment	0 0
			Other	0 0
4.0 TRANSPORTATION COSTS			GRAND TOTAL	66,664 199,790
4.1 Airlift	57	316		
4.2 Sealift	0	0		
4.3 Ready Reserve Force/Fast Sealift Ships	0	0		
4.4 Port Handling/Inland Transportation	0	501		
4.5 Other Transportation	0	305		
4.6 Second Destination Transportation	0	0		
TOTAL TRANSPORTATION	57	1,122		

SUPPLEMENTAL & COST OF WAR EXECUTION REPORT

OPERATION - Iraqi Freedom

REPORT PERIOD - as of September 30, 2006

(Incremental Costs in Thousands of Dollars)

NSA				
1.0 PERSONNEL COSTS			5.0 WORKING CAPITAL FUND SUPPORT COSTS	
	Monthly	Cumulative	Monthly	Cumulative
1.1 Military Personnel				
1.1.1 Reserve Components Called to Active Duty	0	0	0	0
1.1.2 Imminent Danger or Hostile Fire Pay	0	0	0	0
1.1.3 Family Separation Allowance	0	0	0	0
1.1.4 Hardship Duty Pay	0	0	0	0
1.1.5 Subsistence	0	0	0	0
1.1.6 Reserve Component Predeployment Training	0	0	0	0
1.1.7 Other Military Personnel (Special Pay)	0	0	0	0
1.1.8 Active Component Overstrength	0	0	0	0
Subtotal	0	0		
1.2 Civilian Personnel				
1.2.1 Civilian Premium Pay	0	0		
1.2.2 Civilian Temporary Hires	0	0		
Subtotal	0	0		
TOTAL PERSONNEL	0	0		
2.0 PERSONNEL SUPPORT COSTS				
2.1 Temporary Duty (TDY)/Additional Duty (TAD)	0	0		
2.2 Clothing & Other Equipment & Supplies	0	0		
2.3 Medical Support/Health Services	0	0		
2.4 Reserve Component Activation/Deactivation	0	0		
2.5 Other Personnel Support	0	0		
2.6 Rest & Recreation	0	0		
TOTAL PERSONNEL SUPPORT	0	0		
3.0 OPERATING SUPPORT COSTS				
3.1 Training	0	0		
3.2 Operation OPTEMPO (Fuel, Other POL, Parts)	0	0		
3.3 Other Supplies & Equipment	0	0		
3.4 Facilities/Base Support	0	0		
3.5.1 Organization Level Maintenance	0	0		
3.5.2 Intermediate Level Maintenance	0	0		
3.5.3 Depot Level Maintenance	0	0		
3.5.4 Contractor Logistics Support	0	0		
3.6 C4I	0	0		
3.7 Other Services/Miscellaneous Contracts	153	7,375		
TOTAL OPERATING SUPPORT	153	7,375		
4.0 TRANSPORTATION COSTS				
4.1 Airlift	0	0		
4.2 Sealift	0	0		
4.3 Ready Reserve Force/Fast Sealift Ships	0	0		
4.4 Port Handling/Inland Transportation	0	0		
4.5 Other Transportation	0	0		
4.6 Second Destination Transportation	0	0		
TOTAL TRANSPORTATION	0	0		
			5.1 Depot Level Repairables	0
			5.2 Depot Maintenance	0
			5.3 Nonflying Hours Spares (War Reserve Stock)	0
			5.4 War Reserve Stock Secondary Items	0
			5.5 Prepositioning Equipment Replacement (War Reserve Stock)	0
			5.6 Prepositioning Munitions Replacement (War Reserve Stock)	0
			5.7 Battle Damage Repair	0
			TOTAL WORKING CAPITAL FUND SUPPORT	0
			6.0 INVESTMENT COSTS	
			6.1 Procurement	
			6.1.1 Aircraft Procurement	0
			6.1.2 Munition Procurement	0
			6.1.3 Vehicle Procurement	0
			6.1.4 Communication & Electronic Equipment Procurement	0
			6.1.5 Other Procurement	0
			Subtotal	0
			6.2 Research, Development, Test & Evaluation	
			6.2.1 Basic Research	0
			6.2.2 Applied Research	0
			6.2.3 Advanced Technology Development	0
			6.2.4 Advanced Component Development & Prototype	0
			6.2.5 System Development & Demonstration	0
			6.2.6 Management Support	0
			6.2.7 Operational System Development	0
			Subtotal	0
			6.3 Military Construction	
			6.3.1 Major Construction	0
			6.3.2 Minor Construction	0
			6.3.3 Family Housing (Construction)	0
			6.3.4 Family Housing (Operation & Maintenance)	0
			Subtotal	0
			TOTAL INVESTMENT	0
			TOTAL COSTS BY APPROPRIATION	
				Monthly
				Cumulative
			Military Personnel	0
			Operation & Maintenance	153
			Working Capital Fund	0
			Investment	0
			Other	0
			GRAND TOTAL	153
				9,875

SUPPLEMENTAL & COST OF WAR EXECUTION REPORT

OPERATION - Iraqi Freedom

REPORT PERIOD - as of September 30, 2006

(Incremental Costs in Thousands of Dollars)

OASD(NII)									
1.0 PERSONNEL COSTS			Monthly	Cumulative	5.0 WORKING CAPITAL FUND SUPPORT COSTS			Monthly	Cumulative
1.1 Military Personnel					5.1 Depot Level Repairables			0	0
1.1.1 Reserve Components Called to Active Duty	0	0			5.2 Depot Maintenance			0	0
1.1.2 Imminent Danger or Hostile Fire Pay	0	0			5.3 Nonflying Hours Spares (War Reserve Stock)			0	0
1.1.3 Family Separation Allowance	0	0			5.4 War Reserve Stock Secondary Items			0	0
1.1.4 Hardship Duty Pay	0	0			5.5 Prepositioning Equipment Replacement (War Reserve Stock)			0	0
1.1.5 Subsistence	0	0			5.6 Prepositioning Munitions Replacement (War Reserve Stock)			0	0
1.1.6 Reserve Component Predeployment Training	0	0			5.7 Battle Damage Repair			0	0
1.1.7 Other Military Personnel (Special Pay)	0	0			TOTAL WORKING CAPITAL FUND SUPPORT			0	0
1.1.8 Active Component Overstrength	0	0			6.0 INVESTMENT COSTS				
Subtotal	0	0			6.1 Procurement				
1.2 Civilian Personnel					6.1.1 Aircraft Procurement			0	0
1.2.1 Civilian Premium Pay	0	0			6.1.2 Munition Procurement			0	0
1.2.2 Civilian Temporary Hires	0	0			6.1.3 Vehicle Procurement			0	0
Subtotal	0	0			6.1.4 Communication & Electronic Equipment Procurement			0	0
TOTAL PERSONNEL	0	0			6.1.5 Other Procurement			0	0
2.0 PERSONNEL SUPPORT COSTS					Subtotal			0	0
2.1 Temporary Duty (TDY)/Additional Duty (TAD)	0	0			6.2 Research, Development, Test & Evaluation				
2.2 Clothing & Other Equipment & Supplies	0	0			6.2.1 Basic Research			0	0
2.3 Medical Support/Health Services	0	0			6.2.2 Applied Research			0	0
2.4 Reserve Component Activation/Deactivation	0	0			6.2.3 Advanced Technology Development			0	0
2.5 Other Personnel Support	0	0			6.2.4 Advanced Component Development & Prototype			0	0
2.6 Rest & Recreation	0	0			6.2.5 System Development & Demonstration			0	0
TOTAL PERSONNEL SUPPORT	0	0			6.2.6 Management Support			0	0
3.0 OPERATING SUPPORT COSTS					6.2.7 Operational System Development			0	0
3.1 Training	0	0			Subtotal			0	0
3.2 Operation OPTEMPO (Fuel, Other POL, Parts)	0	0			6.3 Military Construction				
3.3 Other Supplies & Equipment	0	0			6.3.1 Major Construction			0	0
3.4 Facilities/Base Support	0	0			6.3.2 Minor Construction			0	0
3.5.1 Organization Level Maintenance	0	0			6.3.3 Family Housing (Construction)			0	0
3.5.2 Intermediate Level Maintenance	0	0			6.3.4 Family Housing (Operation & Maintenance)			0	0
3.5.3 Depot Level Maintenance	0	0			Subtotal			0	0
3.5.4 Contractor Logistics Support	0	0			TOTAL INVESTMENT			0	0
3.6 C4I	2,278	25,964			TOTAL COSTS BY APPROPRIATION			Monthly	Cumulative
3.7 Other Services/Miscellaneous Contracts	0	0			Military Personnel			0	0
TOTAL OPERATING SUPPORT	2,278	25,964			Operation & Maintenance			2,278	25,964
4.0 TRANSPORTATION COSTS					Working Capital Fund			0	0
4.1 Airlift	0	0			Investment			0	0
4.2 Sealift	0	0			Other			0	0
4.3 Ready Reserve Force/Fast Sealift Ships	0	0			GRAND TOTAL			2,278	25,964
4.4 Port Handling/Inland Transportation	0	0							
4.5 Other Transportation	0	0							
4.6 Second Destination Transportation	0	0							
TOTAL TRANSPORTATION	0	0							

SUPPLEMENTAL & COST OF WAR EXECUTION REPORT

OPERATION - Iraqi Freedom

REPORT PERIOD - as of September 30, 2006

(Incremental Costs in Thousands of Dollars)

Special Operations				
1.0 PERSONNEL COSTS		Monthly	Cumulative	
1.1 Military Personnel				
1.1.1 Reserve Components Called to Active Duty		0	0	
1.1.2 Imminent Danger or Hostile Fire Pay		0	0	
1.1.3 Family Separation Allowance		0	0	
1.1.4 Hardship Duty Pay		0	0	
1.1.5 Subsistence		0	0	
1.1.6 Reserve Component Predeployment Training		0	0	
1.1.7 Other Military Personnel (Special Pay)		0	0	
1.1.8 Active Component Overstrength		0	0	
Subtotal		0	0	
1.2 Civilian Personnel				
1.2.1 Civilian Premium Pay		435	3,648	
1.2.2 Civilian Temporary Hires		(131)	1,230	
Subtotal		304	4,878	
TOTAL PERSONNEL		304	4,878	
2.0 PERSONNEL SUPPORT COSTS				
2.1 Temporary Duty (TDY)/Additional Duty (TAD)		923	40,841	
2.2 Clothing & Other Equipment & Supplies		(1,322)	1,164	
2.3 Medical Support/Health Services		211	1,491	
2.4 Reserve Component Activation/Deactivation		0	0	
2.5 Other Personnel Support		0	0	
2.6 Rest & Recreation		0	0	
TOTAL PERSONNEL SUPPORT		(188)	43,496	
3.0 OPERATING SUPPORT COSTS				
3.1 Training		385	4,660	
3.2 Operation OPTEMPO (Fuel, Other POL, Parts)		10,246	82,498	
3.3 Other Supplies & Equipment		22,712	98,047	
3.4 Facilities/Base Support		0	0	
3.5.1 Organization Level Maintenance		(22)	0	
3.5.2 Intermediate Level Maintenance		0	0	
3.5.3 Depot Level Maintenance		(471)	2,733	
3.5.4 Contractor Logistics Support		600	20,234	
3.6 C4I		4,362	81,813	
3.7 Other Services/Miscellaneous Contracts		15,458	142,081	
TOTAL OPERATING SUPPORT		53,270	432,066	
4.0 TRANSPORTATION COSTS				
4.1 Airlift		(10,604)	171,406	
4.2 Sealift		26	108	
4.3 Ready Reserve Force/Fast Sealift Ships		0	0	
4.4 Port Handling/Inland Transportation		0	876	
4.5 Other Transportation		437	2,540	
4.6 Second Destination Transportation		0	0	
TOTAL TRANSPORTATION		(10,141)	174,930	
5.0 WORKING CAPITAL FUND SUPPORT COSTS				Monthly Cumulative
5.1 Depot Level Repairables			0	0
5.2 Depot Maintenance			0	0
5.3 Nonflying Hours Spares (War Reserve Stock)			0	0
5.4 War Reserve Stock Secondary Items			0	0
5.5 Prepositioning Equipment Replacement (War Reserve Stock)			0	0
5.6 Prepositioning Munitions Replacement (War Reserve Stock)			0	0
5.7 Battle Damage Repair			0	0
TOTAL WORKING CAPITAL FUND SUPPORT			0	0
6.0 INVESTMENT COSTS				
6.1 Procurement				
6.1.1 Aircraft Procurement			0	0
6.1.2 Munition Procurement			0	0
6.1.3 Vehicle Procurement			0	0
6.1.4 Communication & Electronic Equipment Procurement			0	0
6.1.5 Other Procurement			0	0
Subtotal			0	0
6.2 Research, Development, Test & Evaluation				
6.2.1 Basic Research			0	0
6.2.2 Applied Research			0	0
6.2.3 Advanced Technology Development			0	0
6.2.4 Advanced Component Development & Prototype			0	0
6.2.5 System Development & Demonstration			0	0
6.2.6 Management Support			0	0
6.2.7 Operational System Development			0	0
Subtotal			0	0
6.3 Military Construction				
6.3.1 Major Construction			0	0
6.3.2 Minor Construction			0	0
6.3.3 Family Housing (Construction)			0	0
6.3.4 Family Housing (Operation & Maintenance)			0	0
Subtotal			0	0
TOTAL INVESTMENT			0	0
TOTAL COSTS BY APPROPRIATION				Monthly Cumulative
Military Personnel			0	0
Operation & Maintenance			43,245	655,370
Working Capital Fund			0	0
Investment			0	0
Other			0	0
GRAND TOTAL			43,245	655,370

SUPPLEMENTAL & COST OF WAR EXECUTION REPORT

OPERATION - Iraqi Freedom

REPORT PERIOD - as of September 30, 2006

(Incremental Costs in Thousands of Dollars)

WHS				
1.0 PERSONNEL COSTS	Monthly	Cumulative	5.0 WORKING CAPITAL FUND SUPPORT COSTS	Monthly Cumulative
1.1 Military Personnel			5.1 Depot Level Repairables	0 0
1.1.1 Reserve Components Called to Active Duty	0	0	5.2 Depot Maintenance	0 0
1.1.2 Imminent Danger or Hostile Fire Pay	0	0	5.3 Nonflying Hours Spares (War Reserve Stock)	0 0
1.1.3 Family Separation Allowance	0	0	5.4 War Reserve Stock Secondary Items	0 0
1.1.4 Hardship Duty Pay	0	0	5.5 Prepositioning Equipment Replacement (War Reserve Stock)	0 0
1.1.5 Subsistence	0	0	5.6 Prepositioning Munitions Replacement (War Reserve Stock)	0 0
1.1.6 Reserve Component Predeployment Training	0	0	5.7 Battle Damage Repair	0 0
1.1.7 Other Military Personnel (Special Pay)	0	0	TOTAL WORKING CAPITAL FUND SUPPORT	0 0
1.1.8 Active Component Overstrength	0	0	6.0 INVESTMENT COSTS	
Subtotal	0	0	6.1 Procurement	
1.2 Civilian Personnel			6.1.1 Aircraft Procurement	0 0
1.2.1 Civilian Premium Pay	355	3,832	6.1.2 Munition Procurement	0 0
1.2.2 Civilian Temporary Hires	0	0	6.1.3 Vehicle Procurement	0 0
Subtotal	355	3,832	6.1.4 Communication & Electronic Equipment Procurement	0 0
TOTAL PERSONNEL	355	3,832	6.1.5 Other Procurement	0 0
2.0 PERSONNEL SUPPORT COSTS			Subtotal	0 0
2.1 Temporary Duty (TDY)/Additional Duty (TAD)	28	276	6.2 Research, Development, Test & Evaluation	
2.2 Clothing & Other Equipment & Supplies	0	0	6.2.1 Basic Research	0 0
2.3 Medical Support/Health Services	0	0	6.2.2 Applied Research	0 0
2.4 Reserve Component Activation/Deactivation	0	0	6.2.3 Advanced Technology Development	0 0
2.5 Other Personnel Support	6,163	8,822	6.2.4 Advanced Component Development & Prototype	0 0
2.6 Rest & Recreation	0	0	6.2.5 System Development & Demonstration	0 0
TOTAL PERSONNEL SUPPORT	6,191	9,098	6.2.6 Management Support	0 0
3.0 OPERATING SUPPORT COSTS			6.2.7 Operational System Development	0 0
3.1 Training	0	0	Subtotal	0 0
3.2 Operation OPTEMPO (Fuel, Other POL, Parts)	0	0	6.3 Military Construction	
3.3 Other Supplies & Equipment	0	0	6.3.1 Major Construction	0 0
3.4 Facilities/Base Support	0	0	6.3.2 Minor Construction	0 0
3.5.1 Organization Level Maintenance	0	0	6.3.3 Family Housing (Construction)	0 0
3.5.2 Intermediate Level Maintenance	0	0	6.3.4 Family Housing (Operation & Maintenance)	0 0
3.5.3 Depot Level Maintenance	0	0	Subtotal	0 0
3.5.4 Contractor Logistics Support	0	0	TOTAL INVESTMENT	0 0
3.6 C4I	0	0	TOTAL COSTS BY APPROPRIATION	Monthly Cumulative
3.7 Other Services/Miscellaneous Contracts	13	30	Military Personnel	0 0
TOTAL OPERATING SUPPORT	13	30	Operation & Maintenance	6,559 12,960
4.0 TRANSPORTATION COSTS			Working Capital Fund	0 0
4.1 Airlift	0	0	Investment	0 0
4.2 Sealift	0	0	Other	0 0
4.3 Ready Reserve Force/Fast Sealift Ships	0	0	GRAND TOTAL	6,559 12,960
4.4 Port Handling/Inland Transportation	0	0		
4.5 Other Transportation	0	0		
4.6 Second Destination Transportation	0	0		
TOTAL TRANSPORTATION	0	0		

DoD COMPONENT TOTALS

SUPPLEMENTAL & COST OF WAR EXECUTION REPORT

DoD TOTALS

REPORT PERIOD - as of September 30, 2006

(Incremental Costs in Thousands of Dollars)

DoD Totals									
1.0 PERSONNEL COSTS			Monthly	Cumulative	5.0 WORKING CAPITAL FUND SUPPORT COSTS			Monthly	Cumulative
1.1 Military Personnel					5.1 Depot Level Repairables			0	0
1.1.1 Reserve Components Called to Active Duty	641,621	8,062,653			5.2 Depot Maintenance			0	0
1.1.2 Imminent Danger or Hostile Fire Pay	55,094	617,566			5.3 Nonflying Hours Spares (War Reserve Stock)			0	0
1.1.3 Family Separation Allowance	29,315	355,820			5.4 War Reserve Stock Secondary Items			0	0
1.1.4 Hardship Duty Pay	20,908	221,026			5.5 Prepositioning Equipment Replacement (War Reserve Stock)			(138)	0
1.1.5 Subsistence	(130,304)	1,869,297			5.6 Prepositioning Munitions Replacement (War Reserve Stock)			0	0
1.1.6 Reserve Component Predeployment Training	21,080	21,254			5.7 Battle Damage Repair			0	0
1.1.7 Other Military Personnel (Special Pay)	(335,444)	4,573,607			TOTAL WORKING CAPITAL FUND SUPPORT			(138)	0
1.1.8 Active Component Overstrength	227,045	1,049,806			6.0 INVESTMENT COSTS				
Subtotal	529,315	16,771,029			6.1 Procurement				
1.2 Civilian Personnel					6.1.1 Aircraft Procurement			(147,345)	926,330
1.2.1 Civilian Premium Pay	45,277	218,819			6.1.2 Munition Procurement			(4,045)	1,195,201
1.2.2 Civilian Temporary Hires	30,309	256,310			6.1.3 Vehicle Procurement			1,451,424	2,816,143
Subtotal	75,586	475,129			6.1.4 Communication & Electronic Equipment Procurement			317,959	3,104,387
TOTAL PERSONNEL	604,901	17,246,158			6.1.5 Other Procurement			3,024,351	5,996,082
2.0 PERSONNEL SUPPORT COSTS					Subtotal			4,642,344	14,038,143
2.1 Temporary Duty (TDY)/Additional Duty (TAD)	515,892	2,403,807			6.2 Research, Development, Test & Evaluation				
2.2 Clothing & Other Equipment & Supplies	370,071	1,894,481			6.2.1 Basic Research			0	0
2.3 Medical Support/Health Services	171,523	1,346,970			6.2.2 Applied Research			247	10,532
2.4 Reserve Component Activation/Deactivation	(16,990)	49,055			6.2.3 Advanced Technology Development			24,479	45,973
2.5 Other Personnel Support	86,639	301,416			6.2.4 Advanced Component Development & Prototype			0	0
2.6 Rest & Recreation	(27,688)	425,272			6.2.5 System Development & Demonstration			8,141	23,616
TOTAL PERSONNEL SUPPORT	1,099,447	6,421,001			6.2.6 Management Support			361	15,535
3.0 OPERATING SUPPORT COSTS					6.2.7 Operational System Development			11,170	38,838
3.1 Training	64,875	233,704			Subtotal			44,398	134,494
3.2 Operation OPTEMPO (Fuel, Other POL, Parts)	1,969,175	12,084,981			6.3 Military Construction				
3.3 Other Supplies & Equipment	973,675	5,947,729			6.3.1 Major Construction			46,660	122,766
3.4 Facilities/Base Support	883,796	8,765,861			6.3.2 Minor Construction			0	0
3.5.1 Organization Level Maintenance	234,066	519,480			6.3.3 Family Housing (Construction)			0	0
3.5.2 Intermediate Level Maintenance	134,973	1,332,240			6.3.4 Family Housing (Operation & Maintenance)			0	0
3.5.3 Depot Level Maintenance	991,619	4,597,890			Subtotal			46,660	122,766
3.5.4 Contractor Logistics Support	285,812	2,207,430			TOTAL INVESTMENT			4,733,402	14,295,403
3.6 C4I	821,651	3,268,174			TOTAL COSTS BY APPROPRIATION			Monthly	Cumulative
3.7 Other Services/Miscellaneous Contracts	1,420,625	5,472,191			Military Personnel			529,315	16,771,029
TOTAL OPERATING SUPPORT	7,780,267	44,429,680			Operation & Maintenance			9,704,316	58,826,471
4.0 TRANSPORTATION COSTS					Working Capital Fund			(138)	0
4.1 Airlift	337,310	3,091,699			Investment			4,733,402	14,295,403
4.2 Sealift	76,354	534,096			Other			1,152,267	8,548,005
4.3 Ready Reserve Force/Fast Sealift Ships	0	0			GRAND TOTAL			16,119,162	98,440,908
4.4 Port Handling/Inland Transportation	12,089	470,296							
4.5 Other Transportation	139,302	637,062							
4.6 Second Destination Transportation	183,961	2,767,508							
TOTAL TRANSPORTATION	749,016	7,500,661							

SUPPLEMENTAL & COST OF WAR EXECUTION REPORT

AFIS TOTALS

REPORT PERIOD - as of September 30, 2006

(Incremental Costs in Thousands of Dollars)

AFIS					
1.0 PERSONNEL COSTS	Monthly	Cumulative	5.0 WORKING CAPITAL FUND SUPPORT COSTS	Monthly	Cumulative
1.1 Military Personnel			5.1 Depot Level Repairables	0	0
1.1.1 Reserve Components Called to Active Duty	0	0	5.2 Depot Maintenance	0	0
1.1.2 Imminent Danger or Hostile Fire Pay	0	0	5.3 Nonflying Hours Spares (War Reserve Stock)	0	0
1.1.3 Family Separation Allowance	0	0	5.4 War Reserve Stock Secondary Items	0	0
1.1.4 Hardship Duty Pay	0	0	5.5 Prepositioning Equipment Replacement (War Reserve Stock)	0	0
1.1.5 Subsistence	0	0	5.6 Prepositioning Munitions Replacement (War Reserve Stock)	0	0
1.1.6 Reserve Component Predeployment Training	0	0	5.7 Battle Damage Repair	0	0
1.1.7 Other Military Personnel (Special Pay)	0	0	TOTAL WORKING CAPITAL FUND SUPPORT	0	0
1.1.8 Active Component Overstrength	0	0	6.0 INVESTMENT COSTS		
Subtotal	0	0	6.1 Procurement		
1.2 Civilian Personnel			6.1.1 Aircraft Procurement	0	0
1.2.1 Civilian Premium Pay	0	0	6.1.2 Munition Procurement	0	0
1.2.2 Civilian Temporary Hires	0	0	6.1.3 Vehicle Procurement	0	0
Subtotal	0	0	6.1.4 Communication & Electronic Equipment Procurement	0	0
TOTAL PERSONNEL	0	0	6.1.5 Other Procurement	0	0
2.0 PERSONNEL SUPPORT COSTS			Subtotal	0	0
2.1 Temporary Duty (TDY)/Additional Duty (TAD)	3	20	6.2 Research, Development, Test & Evaluation		
2.2 Clothing & Other Equipment & Supplies	0	13	6.2.1 Basic Research	0	0
2.3 Medical Support/Health Services	0	0	6.2.2 Applied Research	0	0
2.4 Reserve Component Activation/Deactivation	0	0	6.2.3 Advanced Technology Development	0	0
2.5 Other Personnel Support	0	0	6.2.4 Advanced Component Development & Prototype	0	0
2.6 Rest & Recreation	0	0	6.2.5 System Development & Demonstration	0	0
TOTAL PERSONNEL SUPPORT	3	33	6.2.6 Management Support	0	0
3.0 OPERATING SUPPORT COSTS			6.2.7 Operational System Development	0	0
3.1 Training	0	0	Subtotal	0	0
3.2 Operation OPTEMPO (Fuel, Other POL, Parts)	0	0	6.3 Military Construction		
3.3 Other Supplies & Equipment	342	666	6.3.1 Major Construction	0	0
3.4 Facilities/Base Support	0	0	6.3.2 Minor Construction	0	0
3.5.1 Organization Level Maintenance	0	0	6.3.3 Family Housing (Construction)	0	0
3.5.2 Intermediate Level Maintenance	0	0	6.3.4 Family Housing (Operation & Maintenance)	0	0
3.5.3 Depot Level Maintenance	0	0	Subtotal	0	0
3.5.4 Contractor Logistics Support	0	0	TOTAL INVESTMENT	0	0
3.6 C4I	0	0	TOTAL COSTS BY APPROPRIATION		
3.7 Other Services/Miscellaneous Contracts	2,510	13,748			
TOTAL OPERATING SUPPORT	2,852	14,414			
4.0 TRANSPORTATION COSTS					
4.1 Airlift	0	0			
4.2 Sealift	0	0	Military Personnel	0	0
4.3 Ready Reserve Force/Fast Sealift Ships	0	0	Operation & Maintenance	2,855	14,459
4.4 Port Handling/Inland Transportation	0	0	Working Capital Fund	0	0
4.5 Other Transportation	0	12	Investment	0	0
4.6 Second Destination Transportation	0	0	Other	0	0
TOTAL TRANSPORTATION	0	12	GRAND TOTAL	2,855	14,459



DEPARTMENT OF DEFENSE
AMERICAN FORCES INFORMATION SERVICE
601 NORTH FAIRFAX STREET
ALEXANDRIA, VIRGINIA 22314-2007

October 16, 2006

I affirm the August 2006 cost data being submitted by OASD (PA)/American Forces Information Service is a fair representation of our on-going activities related to the Global War on Terror (GWOT), Contingency Operations (ConOps), and Disaster Relief Efforts. Analysis is included to assist in interpretation of the costs presented and the methodologies used to gather data not readily available within our accounting systems.

(b)(6)

(b)(6)

Office of the Assistant Secretary of Defense (Public Affairs)

SUPPLEMENTAL & COST OF WAR EXECUTION REPORT

AIR FORCE TOTALS

REPORT PERIOD - as of September 30, 2006

(Incremental Costs in Thousands of Dollars)

Air Force				
1.0 PERSONNEL COSTS	Monthly	Cumulative	5.0 WORKING CAPITAL FUND SUPPORT COSTS	Monthly Cumulative
1.1 Military Personnel			5.1 Depot Level Repairables	0 0
1.1.1 Reserve Components Called to Active Duty	91,435	1,186,118	5.2 Depot Maintenance	0 0
1.1.2 Imminent Danger or Hostile Fire Pay	4,498	38,541	5.3 Nonflying Hours Spares (War Reserve Stock)	0 0
1.1.3 Family Separation Allowance	3,392	27,842	5.4 War Reserve Stock Secondary Items	0 0
1.1.4 Hardship Duty Pay	2,764	23,008	5.5 Prepositioning Equipment Replacement (War Reserve Stock)	0 0
1.1.5 Subsistence	8,679	119,320	5.6 Prepositioning Munitions Replacement (War Reserve Stock)	0 0
1.1.6 Reserve Component Predeployment Training	0	0	5.7 Battle Damage Repair	0 0
1.1.7 Other Military Personnel (Special Pay)	31,825	290,576	TOTAL WORKING CAPITAL FUND SUPPORT	0 0
1.1.8 Active Component Overstrength	0	0	6.0 INVESTMENT COSTS	
Subtotal	142,593	1,685,405	6.1 Procurement	
1.2 Civilian Personnel			6.1.1 Aircraft Procurement	188,171 590,515
1.2.1 Civilian Premium Pay	605	3,998	6.1.2 Munition Procurement	17,464 39,889
1.2.2 Civilian Temporary Hires	4,866	50,670	6.1.3 Vehicle Procurement	9,673 37,904
Subtotal	5,471	54,668	6.1.4 Communication & Electronic Equipment Procurement	2,900 42,158
TOTAL PERSONNEL	148,064	1,740,073	6.1.5 Other Procurement	20,724 242,069
2.0 PERSONNEL SUPPORT COSTS			Subtotal	238,932 952,535
2.1 Temporary Duty (TDY)/Additional Duty (TAD)	23,069	380,590	6.2 Research, Development, Test & Evaluation	
2.2 Clothing & Other Equipment & Supplies	87	728	6.2.1 Basic Research	0 0
2.3 Medical Support/Health Services	(3,718)	34,243	6.2.2 Applied Research	0 0
2.4 Reserve Component Activation/Deactivation	0	0	6.2.3 Advanced Technology Development	24,306 35,198
2.5 Other Personnel Support	0	0	6.2.4 Advanced Component Development & Prototype	0 0
2.6 Rest & Recreation	0	0	6.2.5 System Development & Demonstration	0 0
TOTAL PERSONNEL SUPPORT	19,438	415,561	6.2.6 Management Support	0 10,750
3.0 OPERATING SUPPORT COSTS			6.2.7 Operational System Development	12,432 23,062
3.1 Training	0	0	Subtotal	36,738 69,010
3.2 Operation OPTEMPO (Fuel, Other POL, Parts)	800,454	2,824,911	6.3 Military Construction	
3.3 Other Supplies & Equipment	184,089	816,645	6.3.1 Major Construction	(7,602) 46,639
3.4 Facilities/Base Support	154,046	400,558	6.3.2 Minor Construction	0 0
3.5.1 Organization Level Maintenance	0	0	6.3.3 Family Housing (Construction)	0 0
3.5.2 Intermediate Level Maintenance	0	0	6.3.4 Family Housing (Operation & Maintenance)	0 0
3.5.3 Depot Level Maintenance	238,783	416,650	Subtotal	(7,602) 46,639
3.5.4 Contractor Logistics Support	120,066	726,845	TOTAL INVESTMENT	268,068 1,068,184
3.6 C4I	162,356	641,927	TOTAL COSTS BY APPROPRIATION	Monthly Cumulative
3.7 Other Services/Miscellaneous Contracts	(15,704)	999,980	Military Personnel	142,593 1,685,405
TOTAL OPERATING SUPPORT	1,644,090	6,827,516	Operation & Maintenance	1,763,566 8,917,580
4.0 TRANSPORTATION COSTS			Working Capital Fund	0 0
4.1 Airlift	71,224	1,378,540	Investment	268,068 1,068,184
4.2 Sealift	21	60	Other	0 0
4.3 Ready Reserve Force/Fast Sealift Ships	0	0	GRAND TOTAL	2,174,227 11,671,169
4.4 Port Handling/Inland Transportation	38	393		
4.5 Other Transportation	23,284	240,842		
4.6 Second Destination Transportation	0	0		
TOTAL TRANSPORTATION	94,567	1,619,835		

SUPPLEMENTAL & COST OF WAR EXECUTION REPORT

ARMY TOTALS

REPORT PERIOD - as of September 30, 2006

(Incremental Costs in Thousands of Dollars)

Army				
1.0 PERSONNEL COSTS			5.0 WORKING CAPITAL FUND SUPPORT COSTS	
	Monthly	Cumulative	Monthly	Cumulative
1.1 Military Personnel				
1.1.1 Reserve Components Called to Active Duty	487,081	6,110,990	0	0
1.1.2 Imminent Danger or Hostile Fire Pay	36,787	427,741	0	0
1.1.3 Family Separation Allowance	19,089	259,719	0	0
1.1.4 Hardship Duty Pay	15,653	169,354	0	0
1.1.5 Subsistence	(155,381)	1,698,878	0	0
1.1.6 Reserve Component Predeployment Training	0	0	0	0
1.1.7 Other Military Personnel (Special Pay)	(542,466)	3,446,631	0	0
1.1.8 Active Component Overstrength	94,796	724,792	0	0
Subtotal	(44,441)	12,838,105	0	0
1.2 Civilian Personnel				
1.2.1 Civilian Premium Pay	37,624	172,278		
1.2.2 Civilian Temporary Hires	23,840	153,787		
Subtotal	61,464	326,065		
TOTAL PERSONNEL	17,023	13,164,170		
2.0 PERSONNEL SUPPORT COSTS				
2.1 Temporary Duty (TDY)/Additional Duty (TAD)	443,537	1,635,012		
2.2 Clothing & Other Equipment & Supplies	112,114	1,316,323		
2.3 Medical Support/Health Services	14,656	205,161		
2.4 Reserve Component Activation/Deactivation	0	0		
2.5 Other Personnel Support	10,481	52,238		
2.6 Rest & Recreation	(27,690)	425,270		
TOTAL PERSONNEL SUPPORT	553,098	3,634,004		
3.0 OPERATING SUPPORT COSTS				
3.1 Training	21,928	57,305		
3.2 Operation OPTEMPO (Fuel, Other POL, Parts)	686,481	4,728,990		
3.3 Other Supplies & Equipment	562,298	4,064,103		
3.4 Facilities/Base Support	384,506	7,612,631		
3.5.1 Organization Level Maintenance	230,209	429,049		
3.5.2 Intermediate Level Maintenance	113,889	1,258,567		
3.5.3 Depot Level Maintenance	134,083	2,667,813		
3.5.4 Contractor Logistics Support	118,248	1,294,885		
3.6 C4I	566,952	2,143,889		
3.7 Other Services/Miscellaneous Contracts	1,140,035	3,199,998		
TOTAL OPERATING SUPPORT	3,958,629	27,457,230		
4.0 TRANSPORTATION COSTS				
4.1 Airlift	148,707	666,912		
4.2 Sealift	76,416	425,648		
4.3 Ready Reserve Force/Fast Sealift Ships	0	0		
4.4 Port Handling/Inland Transportation	8,034	443,403		
4.5 Other Transportation	1,868	5,277		
4.6 Second Destination Transportation	183,961	2,737,985		
TOTAL TRANSPORTATION	418,986	4,279,225		
			5.1 Depot Level Repairables	0
			5.2 Depot Maintenance	0
			5.3 Nonflying Hours Spares (War Reserve Stock)	0
			5.4 War Reserve Stock Secondary Items	0
			5.5 Prepositioning Equipment Replacement (War Reserve Stock)	0
			5.6 Prepositioning Munitions Replacement (War Reserve Stock)	0
			5.7 Battle Damage Repair	0
			TOTAL WORKING CAPITAL FUND SUPPORT	0
			6.0 INVESTMENT COSTS	
			6.1 Procurement	
			6.1.1 Aircraft Procurement	(339,065) (69,048)
			6.1.2 Munition Procurement	(32,596) 871,192
			6.1.3 Vehicle Procurement	1,063,490 1,854,041
			6.1.4 Communication & Electronic Equipment Procurement	130,658 2,430,844
			6.1.5 Other Procurement	2,567,668 4,284,103
			Subtotal	3,390,155 9,371,132
			6.2 Research, Development, Test & Evaluation	
			6.2.1 Basic Research	0 0
			6.2.2 Applied Research	247 6,716
			6.2.3 Advanced Technology Development	173 10,775
			6.2.4 Advanced Component Development & Prototype	0 0
			6.2.5 System Development & Demonstration	7,200 22,320
			6.2.6 Management Support	651 2,285
			6.2.7 Operational System Development	(2,462) 0
			Subtotal	5,809 42,096
			6.3 Military Construction	
			6.3.1 Major Construction	54,262 76,127
			6.3.2 Minor Construction	0 0
			6.3.3 Family Housing (Construction)	0 0
			6.3.4 Family Housing (Operation & Maintenance)	0 0
			Subtotal	54,262 76,127
			TOTAL INVESTMENT	3,450,226 9,489,355
			TOTAL COSTS BY APPROPRIATION	Monthly Cumulative
			Military Personnel	(44,441) 12,838,105
			Operation & Maintenance	4,992,177 35,696,524
			Working Capital Fund	0 0
			Investment	3,450,226 9,489,355
			Other	1,182,084 7,679,126
			GRAND TOTAL	9,580,046 65,703,110

SUPPLEMENTAL & COST OF WAR EXECUTION REPORT - FY 2006 APPROPRIATIONS

OPERATION - Enduring Freedom

REPORT PERIOD - as of September 30, 2006

(Incremental Costs in Thousands of Dollars)

Army Subsidiary Report

7.0 <u>OTHER SUPPORT COSTS</u>	Monthly	Cumulative
---------------------------------------	---------	------------

COALITION SUPPORT

7.1 Coalition Support

Subtotal	0	0
----------	---	---

7.2 Lift & Sustain

7.2.1 Transportation Support	0	0
7.2.2 Logistic Support	0	0
7.2.3 Other Support	0	0
Subtotal	0	0

ASFF/ISFF

7.3 Train & Equip

7.3.1 Defense Forces Sustainment	0	0
7.3.2 Defense Forces Infrastructure	0	0
7.3.3 Defense Forces Equipment/Transportation	0	0
7.3.4 Defense Forces Training & Operations	0	0
7.3.5 Interior Forces Sustainment	0	0
7.3.6 Interior Forces Infrastructure	0	0
7.3.7 Interior Forces Equipment/Transportation	0	0
7.3.8 Interior Forces Training & Operations	0	0
7.3.9 Quick Response Funding	0	0
7.3.10 Other Support	0	0
7.3.11 Detainee Forces Infrastructure	0	0
7.3.12 Detainee Forces Equipment/Transportation	0	0
7.3.13 Detainee Forces Training & Operations	0	0
7.3.14 Regional Training Center	0	0
7.3.15 Other Support	0	0
7.3.16 Detainee Operations	0	0
7.3.17 Prosthetics Clinic	0	0
Subtotal	0	0

CERP

7.4 Commander's Emergency Response Program

Afghanistan	47,248	215,001
Iraq	0	0
Subtotal	47,248	215,001
TOTAL OTHER SUPPORT	47,248	215,001

SUPPLEMENTAL & COST OF WAR EXECUTION REPORT - FY 2006 APPROPRIATIONS

OPERATION - Iraqi Freedom

REPORT PERIOD - as of September 30, 2006

(Incremental Costs in Thousands of Dollars)

Army Subsidiary Report

7.0 OTHER SUPPORT COSTS Monthly Cumulative

COALITION SUPPORT

7.1 Coalition Support

Subtotal	0	0
----------	---	---

7.2 Lift & Sustain

7.2.1 Transportation Support	0	0
7.2.2 Logistic Support	0	0
7.2.3 Other Support	0	0
Subtotal	0	0

ASFF/ISFF

7.3 Train & Equip

7.3.1 Defense Forces Sustainment	0	0
7.3.2 Defense Forces Infrastructure	0	0
7.3.3 Defense Forces Equipment/Transportation	0	0
7.3.4 Defense Forces Training & Operations	0	0
7.3.5 Interior Forces Sustainment	0	0
7.3.6 Interior Forces Infrastructure	0	0
7.3.7 Interior Forces Equipment/Transportation	0	0
7.3.8 Interior Forces Training & Operations	0	0
7.3.9 Quick Response Funding	0	0
7.3.10 Other Support	0	0
7.3.11 Detainee Forces Infrastructure	0	0
7.3.12 Detainee Forces Equipment/Transportation	0	0
7.3.13 Detainee Forces Training & Operations	0	0
7.3.14 Regional Training Center	0	0
7.3.15 Other Support	0	0
7.3.16 Detainee Operations	0	0
7.3.17 Prosthetics Clinic	0	0
Subtotal	0	0

CERP

7.4 Commander's Emergency Response Program

Afghanistan	0	0
Iraq	47,409	509,499
Subtotal	47,409	509,499
TOTAL OTHER SUPPORT	47,409	509,499

**SUPPLEMENTAL & COST OF WAR EXECUTION REPORT - FY 2005 AFGHANISTAN SECURITY FORCES FUND
(SECOND YEAR EXECUTION)
OPERATION - Enduring Freedom**

REPORT PERIOD - as of September 30, 2006

(Incremental Costs in Thousands of Dollars)

Army Subsidiary Report

7.0 OTHER SUPPORT COSTS Monthly Cumulative

COALITION SUPPORT

7.1 Coalition Support

Subtotal	0	0
----------	---	---

7.2 Lift & Sustain

7.2.1 Transportation Support	0	0
7.2.2 Logistic Support	0	0
7.2.3 Other Support	0	0
Subtotal	0	0

ASFF/ISFF

7.3 Train & Equip

7.3.1 Defense Forces Sustainment	0	195,100
7.3.2 Defense Forces Infrastructure	0	152,050
7.3.3 Defense Forces Equipment/Transportation	(1,945)	167,847
7.3.4 Defense Forces Training & Operations	32,165	195,689
7.3.5 Interior Forces Sustainment	0	46,823
7.3.6 Interior Forces Infrastructure	0	51,000
7.3.7 Interior Forces Equipment/Transportation	0	102,176
7.3.8 Interior Forces Training & Operations	0	0
7.3.9 Quick Response Funding	0	0
7.3.10 Detainee Forces Sustainment	0	988
7.3.11 Detainee Forces Infrastructure	0	1,693
7.3.12 Detainee Forces Equipment/Transportation	0	2,596
7.3.13 Detainee Forces Training & Operations	0	3,723
7.3.14 Regional Training Center	0	0
7.3.15 Other Support	0	0
7.3.16 Detainee Operations	0	0
7.3.17 Prosthetics Clinic	0	0
Subtotal	30,220	919,685

CERP

7.4 Commander's Emergency Response Program

Afghanistan	0	0
Iraq	0	0
Subtotal	0	0

TOTAL OTHER SUPPORT	30,220	919,685
---------------------	--------	---------

**SUPPLEMENTAL & COST OF WAR EXECUTION REPORT - FY 2005 IRAQ SECURITY FORCES FUND
(SECOND YEAR EXECUTION)
OPERATION - Iraqi Freedom**

REPORT PERIOD - as of September 30, 2006

(Incremental Costs in Thousands of Dollars)

Army Subsidiary Report

7.0 OTHER SUPPORT COSTS	Monthly	Cumulative
--------------------------------	---------	------------

COALITION SUPPORT

7.1 Coalition Support

Subtotal	0	0
----------	---	---

7.2 Lift & Sustain

7.2.1 Transportation Support	0	0
7.2.2 Logistic Support	0	0
7.2.3 Other Support	0	0
Subtotal	0	0

ASFF/ISFF

7.3 Train & Equip

7.3.1 Defense Forces Sustainment	23,733	514,597
7.3.2 Defense Forces Infrastructure	19,118	662,910
7.3.3 Defense Forces Equipment/Transportation	68,198	1,203,650
7.3.4 Defense Forces Training & Operations	11,079	123,296
7.3.5 Interior Forces Sustainment	(64,151)	161,938
7.3.6 Interior Forces Infrastructure	107,124	426,800
7.3.7 Interior Forces Equipment/Transportation	4,136	340,347
7.3.8 Interior Forces Training & Operations	66,207	765,342
7.3.9 Quick Response Funding	24,295	117,517
7.3.10 Detainee Forces Sustainment	0	0
7.3.11 Detainee Forces Infrastructure	0	0
7.3.12 Detainee Forces Equipment/Transportation	0	0
7.3.13 Detainee Forces Training & Operations	0	0
7.3.14 Regional Training Center	0	0
7.3.15 Other Support	0	99,000
7.3.16 Detainee Operations	0	0
7.3.17 Prosthetics Clinic	0	0
Subtotal	259,739	4,415,397

CERP

7.4 Commander's Emergency Response Program

Afghanistan	0	0
Iraq	0	0
Subtotal	0	0

TOTAL OTHER SUPPORT	259,739	4,415,397
----------------------------	----------------	------------------

SUPPLEMENTAL & COST OF WAR EXECUTION REPORT - FY 2006 AFGHANISTAN SECURITY FORCES FUND

OPERATION - Enduring Freedom

REPORT PERIOD - as of September 30, 2006

(Incremental Costs in Thousands of Dollars)

Army Subsidiary Report

7.0 <u>OTHER SUPPORT COSTS</u>	Monthly	Cumulative
---------------------------------------	----------------	-------------------

COALITION SUPPORT

7.1 Coalition Support

Subtotal	0	0
----------	---	---

7.2 Lift & Sustain

7.2.1 Transportation Support	0	0
7.2.2 Logistic Support	0	0
7.2.3 Other Support	0	0
Subtotal	0	0

ASFF/ISFF

7.3 Train & Equip

7.3.1 Defense Forces Sustainment	0	144,396
7.3.2 Defense Forces Infrastructure	44,000	150,865
7.3.3 Defense Forces Equipment/Transportation	87,237	112,111
7.3.4 Defense Forces Training & Operations	871	84,082
7.3.5 Interior Forces Sustainment	30,500	114,697
7.3.6 Interior Forces Infrastructure	0	145,000
7.3.7 Interior Forces Equipment/Transportation	117,640	121,196
7.3.8 Interior Forces Training & Operations	0	0
7.3.9 Quick Response Funding	0	0
7.3.10 Detainee Forces Sustainment	800	1,200
7.3.11 Detainee Forces Infrastructure	0	12,500
7.3.12 Detainee Forces Equipment/Transportation	(800)	400
7.3.13 Detainee Forces Training & Operations	0	0
7.3.14 Regional Training Center	0	0
7.3.15 Other Support	0	0
7.3.16 Detainee Operations	0	0
7.3.17 Prosthetics Clinic	0	0
Subtotal	280,248	886,447

CERP

7.4 Commander's Emergency Response Program

Afghanistan	0	0
Iraq	0	0
Subtotal	0	0

TOTAL OTHER SUPPORT	280,248	886,447
----------------------------	----------------	----------------

SUPPLEMENTAL & COST OF WAR EXECUTION REPORT - FY 2006 IRAQ SECURITY FORCES FUND

OPERATION - Iraqi Freedom

REPORT PERIOD - as of September 30, 2006

(Incremental Costs in Thousands of Dollars)

Army Subsidiary Report

7.0 OTHER SUPPORT COSTS Monthly Cumulative

COALITION SUPPORT

7.1 Coalition Support

Subtotal	0	0
----------	---	---

7.2 Lift & Sustain

7.2.1 Transportation Support	0	0
7.2.2 Logistic Support	0	0
7.2.3 Other Support	0	0
Subtotal	0	0

ASFF/ISFF

7.3 Train & Equip

7.3.1 Defense Forces Sustainment	78,424	78,424
7.3.2 Defense Forces Infrastructure	132,189	206,849
7.3.3 Defense Forces Equipment/Transportation	79,240	193,895
7.3.4 Defense Forces Training & Operations	1,259	3,018
7.3.5 Interior Forces Sustainment	11,997	17,889
7.3.6 Interior Forces Infrastructure	167,878	167,878
7.3.7 Interior Forces Equipment/Transportation	3,301	16,275
7.3.8 Interior Forces Training & Operations	32,468	37,069
7.3.9 Quick Response Funding	34	34
7.3.10 Detainee Forces Sustainment	0	0
7.3.11 Detainee Forces Infrastructure	0	0
7.3.12 Detainee Forces Equipment/Transportation	0	0
7.3.13 Detainee Forces Training & Operations	0	0
7.3.14 Regional Training Center	0	0
7.3.15 Other Support	0	0
7.3.16 Detainee Operations	10,430	11,766
7.3.17 Prosthetics Clinic	0	0
Subtotal	517,220	733,097

CERP

7.4 Commander's Emergency Response Program

Afghanistan	0	0
Iraq	0	0
Subtotal	0	0

TOTAL OTHER SUPPORT	517,220	733,097
---------------------	---------	---------

SUPPLEMENTAL & COST OF WAR EXECUTION REPORT

CIFA TOTALS

REPORT PERIOD - as of September 30, 2006

(Incremental Costs in Thousands of Dollars)

CIFA					
<u>1.0 PERSONNEL COSTS</u>	Monthly	Cumulative	<u>5.0 WORKING CAPITAL FUND SUPPORT COSTS</u>	Monthly	Cumulative
1.1 Military Personnel			5.1 Depot Level Repairables	0	0
1.1.1 Reserve Components Called to Active Duty	0	0	5.2 Depot Maintenance	0	0
1.1.2 Imminent Danger or Hostile Fire Pay	0	0	5.3 Nonflying Hours Spares (War Reserve Stock)	0	0
1.1.3 Family Separation Allowance	0	0	5.4 War Reserve Stock Secondary Items	0	0
1.1.4 Hardship Duty Pay	0	0	5.5 Prepositioning Equipment Replacement (War Reserve Stock)	0	0
1.1.5 Subsistence	0	0	5.6 Prepositioning Munitions Replacement (War Reserve Stock)	0	0
1.1.6 Reserve Component Predeployment Training	0	0	5.7 Battle Damage Repair	0	0
1.1.7 Other Military Personnel (Special Pay)	0	0	TOTAL WORKING CAPITAL FUND SUPPORT	0	0
1.1.8 Active Component Overstrength	0	0	6.0 INVESTMENT COSTS		
Subtotal	0	0	6.1 Procurement		
1.2 Civilian Personnel			6.1.1 Aircraft Procurement	0	0
1.2.1 Civilian Premium Pay	0	0	6.1.2 Munition Procurement	0	0
1.2.2 Civilian Temporary Hires	0	0	6.1.3 Vehicle Procurement	0	0
Subtotal	0	0	6.1.4 Communication & Electronic Equipment Procurement	0	0
TOTAL PERSONNEL	0	0	6.1.5 Other Procurement	0	0
2.0 PERSONNEL SUPPORT COSTS			Subtotal	0	0
2.1 Temporary Duty (TDY)/Additional Duty (TAD)	0	0	6.2 Research, Development, Test & Evaluation		
2.2 Clothing & Other Equipment & Supplies	0	0	6.2.1 Basic Research	0	0
2.3 Medical Support/Health Services	0	0	6.2.2 Applied Research	0	0
2.4 Reserve Component Activation/Deactivation	0	0	6.2.3 Advanced Technology Development	0	0
2.5 Other Personnel Support	0	0	6.2.4 Advanced Component Development & Prototype	0	0
2.6 Rest & Recreation	0	0	6.2.5 System Development & Demonstration	0	0
TOTAL PERSONNEL SUPPORT	0	0	6.2.6 Management Support	0	0
3.0 OPERATING SUPPORT COSTS			6.2.7 Operational System Development	1,200	15,776
3.1 Training	0	0	Subtotal	1,200	15,776
3.2 Operation OPTEMPO (Fuel, Other POL, Parts)	0	0	6.3 Military Construction		
3.3 Other Supplies & Equipment	0	0	6.3.1 Major Construction	0	0
3.4 Facilities/Base Support	0	0	6.3.2 Minor Construction	0	0
3.5.1 Organization Level Maintenance	0	0	6.3.3 Family Housing (Construction)	0	0
3.5.2 Intermediate Level Maintenance	0	0	6.3.4 Family Housing (Operation & Maintenance)	0	0
3.5.3 Depot Level Maintenance	0	0	Subtotal	0	0
3.5.4 Contractor Logistics Support	0	0	TOTAL INVESTMENT	1,200	15,776
3.6 C4I	0	0	TOTAL COSTS BY APPROPRIATION	Monthly	Cumulative
3.7 Other Services/Miscellaneous Contracts	35,685	73,321	Military Personnel	0	0
TOTAL OPERATING SUPPORT	35,685	73,321	Operation & Maintenance	35,685	73,321
4.0 TRANSPORTATION COSTS			Working Capital Fund	0	0
4.1 Airlift	0	0	Investment	1,200	15,776
4.2 Sealift	0	0	Other	0	0
4.3 Ready Reserve Force/Fast Sealift Ships	0	0	GRAND TOTAL	36,885	89,097
4.4 Port Handling/Inland Transportation	0	0			
4.5 Other Transportation	0	0			
4.6 Second Destination Transportation	0	0			
TOTAL TRANSPORTATION	0	0			



COUNTERINTELLIGENCE FIELD ACTIVITY
251 18th STREET
CRYSTAL SQUARE 5, SUITE 1200
Arlington, VA 22202-3537



October 20, 2006

MEMORANDUM FOR DIRECTOR, DEFENSE FINANCE AND ACCOUNTING
SERVICE

SUBJECT: CIFA Supplemental and Cost of War Execution Report, FY06
Appropriations

I affirm that the September 2006 cost data submitted by the Counterintelligence Field Activity (attached) is a fair representation of on-going activities related to the Global War on Terror (GWOT), Contingency Operations (ConOps), and Disaster Relief Efforts. Analysis is included to assist in interpretation of the costs presented and the methodologies used to gather data not readily available in our accounting systems.

(b) [Redacted Signature]

Budget Officer

Attachment
As stated

SUPPLEMENTAL & COST OF WAR EXECUTION REPORT

DCAA TOTALS

REPORT PERIOD - as of September 30, 2006

(Incremental Costs in Thousands of Dollars)

DCAA									
1.0 PERSONNEL COSTS			Monthly	Cumulative	5.0 WORKING CAPITAL FUND SUPPORT COSTS			Monthly	Cumulative
1.1 Military Personnel					5.1 Depot Level Repairables			0	0
1.1.1 Reserve Components Called to Active Duty	0	0			5.2 Depot Maintenance			0	0
1.1.2 Imminent Danger or Hostile Fire Pay	0	0			5.3 Nonflying Hours Spares (War Reserve Stock)			0	0
1.1.3 Family Separation Allowance	0	0			5.4 War Reserve Stock Secondary Items			0	0
1.1.4 Hardship Duty Pay	0	0			5.5 Prepositioning Equipment Replacement (War Reserve Stock)			0	0
1.1.5 Subsistence	0	0			5.6 Prepositioning Munitions Replacement (War Reserve Stock)			0	0
1.1.6 Reserve Component Predeployment Training	0	0			5.7 Battle Damage Repair			0	0
1.1.7 Other Military Personnel (Special Pay)	0	0			TOTAL WORKING CAPITAL FUND SUPPORT			0	0
1.1.8 Active Component Overstrength	0	0			6.0 INVESTMENT COSTS				
Subtotal	0	0			6.1 Procurement				
1.2 Civilian Personnel					6.1.1 Aircraft Procurement			0	0
1.2.1 Civilian Premium Pay	0	0			6.1.2 Munition Procurement			0	0
1.2.2 Civilian Temporary Hires	1,395	14,099			6.1.3 Vehicle Procurement			0	0
Subtotal	1,395	14,099			6.1.4 Communication & Electronic Equipment Procurement			0	0
TOTAL PERSONNEL	1,395	14,099			6.1.5 Other Procurement			0	0
2.0 PERSONNEL SUPPORT COSTS					Subtotal			0	0
2.1 Temporary Duty (TDY)/Additional Duty (TAD)	89	1,909			6.2 Research, Development, Test & Evaluation				
2.2 Clothing & Other Equipment & Supplies	0	0			6.2.1 Basic Research			0	0
2.3 Medical Support/Health Services	0	0			6.2.2 Applied Research			0	0
2.4 Reserve Component Activation/Deactivation	0	0			6.2.3 Advanced Technology Development			0	0
2.5 Other Personnel Support	0	0			6.2.4 Advanced Component Development & Prototype			0	0
2.6 Rest & Recreation	0	0			6.2.5 System Development & Demonstration			0	0
TOTAL PERSONNEL SUPPORT	89	1,909			6.2.6 Management Support			0	0
3.0 OPERATING SUPPORT COSTS					6.2.7 Operational System Development			0	0
3.1 Training	0	0			Subtotal			0	0
3.2 Operation OPTEMPO (Fuel, Other POL, Parts)	0	0			6.3 Military Construction				
3.3 Other Supplies & Equipment	0	0			6.3.1 Major Construction			0	0
3.4 Facilities/Base Support	0	0			6.3.2 Minor Construction			0	0
3.5.1 Organization Level Maintenance	0	0			6.3.3 Family Housing (Construction)			0	0
3.5.2 Intermediate Level Maintenance	0	0			6.3.4 Family Housing (Operation & Maintenance)			0	0
3.5.3 Depot Level Maintenance	0	0			Subtotal			0	0
3.5.4 Contractor Logistics Support	0	0			TOTAL INVESTMENT			0	0
3.6 C4I	0	0			TOTAL COSTS BY APPROPRIATION			Monthly	Cumulative
3.7 Other Services/Miscellaneous Contracts	36	364			Military Personnel			0	0
TOTAL OPERATING SUPPORT	36	364			Operation & Maintenance			1,520	16,372
4.0 TRANSPORTATION COSTS					Working Capital Fund			0	0
4.1 Airlift	0	0			Investment			0	0
4.2 Sealift	0	0			Other			0	0
4.3 Ready Reserve Force/Fast Sealift Ships	0	0			GRAND TOTAL			1,520	16,372
4.4 Port Handling/Inland Transportation	0	0							
4.5 Other Transportation	0	0							
4.6 Second Destination Transportation	0	0							
TOTAL TRANSPORTATION	0	0							



DEFENSE CONTRACT AUDIT AGENCY
DEPARTMENT OF DEFENSE
8725 JOHN J. KINGMAN ROAD, SUITE 2135
FORT BELVOIR, VA 22060-6219

OFFICE OF THE DIRECTOR

October 17, 2006

MEMORANDUM FOR DEFENSE FINANCE AND ACCOUNTING SERVICE

ATTENTION: [REDACTED] DFAS

SUBJECT: Affirmation Authority for Contingency Operations and Disaster Relief Cost Reports

I affirm that the September 2006 cost data being submitted by the Defense Contract Audit Agency is a fair representation of our on-going activities related to the Global War on Terror (GWOT), Contingency Operations (ConOps) and Disaster Relief Efforts. Analysis is included to assist in interpretation of the costs presented and the methodologies used to gather data not readily available within our accounting system.

(b)(6)

A large rectangular area of the document is redacted with a solid grey fill.

SUPPLEMENTAL & COST OF WAR EXECUTION REPORT

DCMA TOTALS

REPORT PERIOD - as of September 30, 2006

(Incremental Costs in Thousands of Dollars)

DCMA									
1.0 PERSONNEL COSTS			Monthly	Cumulative	5.0 WORKING CAPITAL FUND SUPPORT COSTS			Monthly	Cumulative
1.1 Military Personnel					5.1 Depot Level Repairables			0	0
1.1.1 Reserve Components Called to Active Duty	0	0			5.2 Depot Maintenance			0	0
1.1.2 Imminent Danger or Hostile Fire Pay	0	0			5.3 Nonflying Hours Spares (War Reserve Stock)			0	0
1.1.3 Family Separation Allowance	0	0			5.4 War Reserve Stock Secondary Items			0	0
1.1.4 Hardship Duty Pay	0	0			5.5 Prepositioning Equipment Replacement (War Reserve Stock)			0	0
1.1.5 Subsistence	0	0			5.6 Prepositioning Munitions Replacement (War Reserve Stock)			0	0
1.1.6 Reserve Component Predeployment Training	0	0			5.7 Battle Damage Repair			0	0
1.1.7 Other Military Personnel (Special Pay)	0	0			TOTAL WORKING CAPITAL FUND SUPPORT			0	0
1.1.8 Active Component Overstrength	0	0			6.0 INVESTMENT COSTS				
Subtotal	0	0			6.1 Procurement				
1.2 Civilian Personnel					6.1.1 Aircraft Procurement			0	0
1.2.1 Civilian Premium Pay	389	3,186			6.1.2 Munition Procurement			0	0
1.2.2 Civilian Temporary Hires	0	0			6.1.3 Vehicle Procurement			0	0
Subtotal	389	3,186			6.1.4 Communication & Electronic Equipment Procurement			0	0
TOTAL PERSONNEL	389	3,186			6.1.5 Other Procurement			0	0
2.0 PERSONNEL SUPPORT COSTS					Subtotal			0	0
2.1 Temporary Duty (TDY)/Additional Duty (TAD)	(112)	1,940			6.2 Research, Development, Test & Evaluation				
2.2 Clothing & Other Equipment & Supplies	0	0			6.2.1 Basic Research			0	0
2.3 Medical Support/Health Services	0	0			6.2.2 Applied Research			0	0
2.4 Reserve Component Activation/Deactivation	0	0			6.2.3 Advanced Technology Development			0	0
2.5 Other Personnel Support	0	0			6.2.4 Advanced Component Development & Prototype			0	0
2.6 Rest & Recreation	0	0			6.2.5 System Development & Demonstration			0	0
TOTAL PERSONNEL SUPPORT	(112)	1,940			6.2.6 Management Support			0	0
3.0 OPERATING SUPPORT COSTS					6.2.7 Operational System Development			0	0
3.1 Training	0	0			Subtotal			0	0
3.2 Operation OPTEMPO (Fuel, Other POL, Parts)	0	0			6.3 Military Construction				
3.3 Other Supplies & Equipment	117	688			6.3.1 Major Construction			0	0
3.4 Facilities/Base Support	41	236			6.3.2 Minor Construction			0	0
3.5.1 Organization Level Maintenance	0	0			6.3.3 Family Housing (Construction)			0	0
3.5.2 Intermediate Level Maintenance	0	0			6.3.4 Family Housing (Operation & Maintenance)			0	0
3.5.3 Depot Level Maintenance	0	0			Subtotal			0	0
3.5.4 Contractor Logistics Support	0	0			TOTAL INVESTMENT			0	0
3.6 C4I	0	0			TOTAL COSTS BY APPROPRIATION			Monthly	Cumulative
3.7 Other Services/Miscellaneous Contracts	0	0			Military Personnel			0	0
TOTAL OPERATING SUPPORT	158	924			Operation & Maintenance			435	6,050
4.0 TRANSPORTATION COSTS					Working Capital Fund			0	0
4.1 Airlift	0	0			Investment			0	0
4.2 Sealift	0	0			Other			0	0
4.3 Ready Reserve Force/Fast Sealift Ships	0	0			GRAND TOTAL			435	6,050
4.4 Port Handling/Inland Transportation	0	0							
4.5 Other Transportation	0	0							
4.6 Second Destination Transportation	0	0							
TOTAL TRANSPORTATION	0	0							



DEFENSE CONTRACT MANAGEMENT AGENCY
6350 WALKER LANE, SUITE 300
ALEXANDRIA, VIRGINIA 22310-3226

October 19, 2006

IN REPLY
REFER TO DCMA-FB

MEMORANDUM FOR DEFENSE FINANCE AND ACCOUNTING SERVICE

SUBJECT: Accuracy of Contingency Operation and Disaster Relief Cost Reports

I affirm the September 2006 cost data being submitted by Defense Contract Management Agency (DCMA) is a fair representation of our ongoing activities related to the Global War on Terror (GWOT), Contingency Operations (ConOps) and Disaster Relief Efforts. Analysis is included to assist in interpretation of the costs presented. All data used is readily available within our accounting system.

(b)(6)



SUPPLEMENTAL & COST OF WAR EXECUTION REPORT

DEFENSE HEALTH TOTALS

REPORT PERIOD - as of September 30, 2006

(Incremental Costs in Thousands of Dollars)

Defense Health					
1.0 PERSONNEL COSTS	Monthly	Cumulative	5.0 WORKING CAPITAL FUND SUPPORT COSTS	Monthly	Cumulative
1.1 Military Personnel			5.1 Depot Level Repairables	0	0
1.1.1 Reserve Components Called to Active Duty	0	0	5.2 Depot Maintenance	0	0
1.1.2 Imminent Danger or Hostile Fire Pay	0	0	5.3 Nonflying Hours Spares (War Reserve Stock)	0	0
1.1.3 Family Separation Allowance	0	0	5.4 War Reserve Stock Secondary Items	0	0
1.1.4 Hardship Duty Pay	0	0	5.5 Prepositioning Equipment Replacement (War Reserve Stock)	0	0
1.1.5 Subsistence	0	0	5.6 Prepositioning Munitions Replacement (War Reserve Stock)	0	0
1.1.6 Reserve Component Predeployment Training	0	0	5.7 Battle Damage Repair	0	0
1.1.7 Other Military Personnel (Special Pay)	0	0	TOTAL WORKING CAPITAL FUND SUPPORT	0	0
1.1.8 Active Component Overstrength	0	0	6.0 INVESTMENT COSTS		
Subtotal	0	0	6.1 Procurement		
1.2 Civilian Personnel			6.1.1 Aircraft Procurement	0	0
1.2.1 Civilian Premium Pay	0	0	6.1.2 Munition Procurement	0	0
1.2.2 Civilian Temporary Hires	0	0	6.1.3 Vehicle Procurement	0	0
Subtotal	0	0	6.1.4 Communication & Electronic Equipment Procurement	0	0
TOTAL PERSONNEL	0	0	6.1.5 Other Procurement	0	0
2.0 PERSONNEL SUPPORT COSTS			Subtotal	0	0
2.1 Temporary Duty (TDY)/Additional Duty (TAD)	102	1,469	6.2 Research, Development, Test & Evaluation		
2.2 Clothing & Other Equipment & Supplies	0	0	6.2.1 Basic Research	0	0
2.3 Medical Support/Health Services	145,661	1,050,731	6.2.2 Applied Research	0	0
2.4 Reserve Component Activation/Deactivation	0	0	6.2.3 Advanced Technology Development	0	0
2.5 Other Personnel Support	0	0	6.2.4 Advanced Component Development & Prototype	0	0
2.6 Rest & Recreation	0	0	6.2.5 System Development & Demonstration	0	0
TOTAL PERSONNEL SUPPORT	145,763	1,052,200	6.2.6 Management Support	0	0
3.0 OPERATING SUPPORT COSTS			6.2.7 Operational System Development	0	0
3.1 Training	2,219	11,313	Subtotal	0	0
3.2 Operation OPTEMPO (Fuel, Other POL, Parts)	0	0	6.3 Military Construction		
3.3 Other Supplies & Equipment	205	2,842	6.3.1 Major Construction	0	0
3.4 Facilities/Base Support	591	13,735	6.3.2 Minor Construction	0	0
3.5.1 Organization Level Maintenance	0	0	6.3.3 Family Housing (Construction)	0	0
3.5.2 Intermediate Level Maintenance	0	0	6.3.4 Family Housing (Operation & Maintenance)	0	0
3.5.3 Depot Level Maintenance	0	0	Subtotal	0	0
3.5.4 Contractor Logistics Support	0	0	TOTAL INVESTMENT	0	0
3.6 C4I	0	0	TOTAL COSTS BY APPROPRIATION	Monthly	Cumulative
3.7 Other Services/Miscellaneous Contracts	967	9,716	Military Personnel	0	0
TOTAL OPERATING SUPPORT	3,982	37,606	Operation & Maintenance	149,755	1,089,829
4.0 TRANSPORTATION COSTS			Working Capital Fund	0	0
4.1 Airlift	0	0	Investment	0	0
4.2 Sealift	0	0	Other	0	0
4.3 Ready Reserve Force/Fast Sealift Ships	0	0	GRAND TOTAL	149,755	1,089,829
4.4 Port Handling/Inland Transportation	0	0			
4.5 Other Transportation	10	23			
4.6 Second Destination Transportation	0	0			
TOTAL TRANSPORTATION	10	23			



HEALTH AFFAIRS

OFFICE OF THE ASSISTANT SECRETARY OF DEFENSE
WASHINGTON, DC 20301-1200


OCT 25 2006

MEMORANDUM FOR DIRECTOR, DEFENSE FINANCE AND ACCOUNTING
SERVICE

SUBJECT: Contingency Operations and Disaster Relief Cost Reports for September
2006

I affirm the September 2006 cost data being submitted by the Defense Health
Program is a fair representation of our on-going activities related to the Global War on
Terror (GWOT), Contingency Operations (ConOps), and Disaster Relief Efforts.

Please refer any questions to William Curley at (703) 681- 3518, extension 4019.



SUPPLEMENTAL & COST OF WAR EXECUTION REPORT

DIA TOTALS

REPORT PERIOD - as of September 30, 2006

(Incremental Costs in Thousands of Dollars)

DIA									
1.0 PERSONNEL COSTS			Monthly	Cumulative	5.0 WORKING CAPITAL FUND SUPPORT COSTS			Monthly	Cumulative
1.1 Military Personnel					5.1 Depot Level Repairables			0	0
1.1.1 Reserve Components Called to Active Duty	0	0			5.2 Depot Maintenance			0	0
1.1.2 Imminent Danger or Hostile Fire Pay	0	0			5.3 Nonflying Hours Spares (War Reserve Stock)			0	0
1.1.3 Family Separation Allowance	0	0			5.4 War Reserve Stock Secondary Items			0	0
1.1.4 Hardship Duty Pay	0	0			5.5 Prepositioning Equipment Replacement (War Reserve Stock)			0	0
1.1.5 Subsistence	0	0			5.6 Prepositioning Munitions Replacement (War Reserve Stock)			0	0
1.1.6 Reserve Component Predeployment Training	0	0			5.7 Battle Damage Repair			0	0
1.1.7 Other Military Personnel (Special Pay)	0	0			TOTAL WORKING CAPITAL FUND SUPPORT			0	0
1.1.8 Active Component Overstrength	0	0			6.0 INVESTMENT COSTS				
Subtotal	0	0			6.1 Procurement				
1.2 Civilian Personnel					6.1.1 Aircraft Procurement			0	0
1.2.1 Civilian Premium Pay	0	0			6.1.2 Munition Procurement			0	0
1.2.2 Civilian Temporary Hires	0	0			6.1.3 Vehicle Procurement			0	0
Subtotal	0	0			6.1.4 Communication & Electronic Equipment Procurement			0	0
TOTAL PERSONNEL	0	0			6.1.5 Other Procurement			0	0
2.0 PERSONNEL SUPPORT COSTS					Subtotal			0	0
2.1 Temporary Duty (TDY)/Additional Duty (TAD)	0	0			6.2 Research, Development, Test & Evaluation				
2.2 Clothing & Other Equipment & Supplies	0	0			6.2.1 Basic Research			0	0
2.3 Medical Support/Health Services	0	0			6.2.2 Applied Research			0	0
2.4 Reserve Component Activation/Deactivation	0	0			6.2.3 Advanced Technology Development			0	0
2.5 Other Personnel Support	0	0			6.2.4 Advanced Component Development & Prototype			0	0
2.6 Rest & Recreation	0	0			6.2.5 System Development & Demonstration			0	0
TOTAL PERSONNEL SUPPORT	0	0			6.2.6 Management Support			0	0
3.0 OPERATING SUPPORT COSTS					6.2.7 Operational System Development			0	0
3.1 Training	0	0			Subtotal			0	0
3.2 Operation OPTEMPO (Fuel, Other POL, Parts)	0	0			6.3 Military Construction				
3.3 Other Supplies & Equipment	0	0			6.3.1 Major Construction			0	0
3.4 Facilities/Base Support	0	0			6.3.2 Minor Construction			0	0
3.5.1 Organization Level Maintenance	0	0			6.3.3 Family Housing (Construction)			0	0
3.5.2 Intermediate Level Maintenance	0	0			6.3.4 Family Housing (Operation & Maintenance)			0	0
3.5.3 Depot Level Maintenance	0	0			Subtotal			0	0
3.5.4 Contractor Logistics Support	0	0			TOTAL INVESTMENT			0	0
3.6 C4I	14,613	25,063			TOTAL COSTS BY APPROPRIATION			Monthly	Cumulative
3.7 Other Services/Miscellaneous Contracts	0	0			Military Personnel			0	0
TOTAL OPERATING SUPPORT	14,613	25,063			Operation & Maintenance			14,613	25,063
4.0 TRANSPORTATION COSTS					Working Capital Fund			0	0
4.1 Airlift	0	0			Investment			0	0
4.2 Sealift	0	0			Other			0	0
4.3 Ready Reserve Force/Fast Sealift Ships	0	0			GRAND TOTAL			14,613	25,063
4.4 Port Handling/Inland Transportation	0	0							
4.5 Other Transportation	0	0							
4.6 Second Destination Transportation	0	0							
TOTAL TRANSPORTATION	0	0							




DEFENSE INTELLIGENCE AGENCY

WASHINGTON, D.C. 20340-

17 October 2006

I affirm the September 2006 cost data being submitted by the Defense Intelligence Agency is a fair representation of our on-going activities related to the Global War on Terror (GWOT), Contingency Operations (ConOps) and Disaster Relief Efforts. Analysis is included to assist in interpretation of the costs presented and the methodologies used to gather data not readily available within our accounting systems.



SUPPLEMENTAL & COST OF WAR EXECUTION REPORT

DISA TOTALS

REPORT PERIOD - as of September 30, 2006

(Incremental Costs in Thousands of Dollars)

DISA									
			Monthly	Cumulative					
1.0 PERSONNEL COSTS					5.0 WORKING CAPITAL FUND SUPPORT COSTS			Monthly	Cumulative
1.1 Military Personnel					5.1 Depot Level Repairables		0		0
1.1.1 Reserve Components Called to Active Duty	0	0			5.2 Depot Maintenance		0		0
1.1.2 Imminent Danger or Hostile Fire Pay	0	0			5.3 Nonflying Hours Spares (War Reserve Stock)		0		0
1.1.3 Family Separation Allowance	0	0			5.4 War Reserve Stock Secondary Items		0		0
1.1.4 Hardship Duty Pay	0	0			5.5 Prepositioning Equipment Replacement (War Reserve Stock)		0		0
1.1.5 Subsistence	0	0			5.6 Prepositioning Munitions Replacement (War Reserve Stock)		0		0
1.1.6 Reserve Component Predeployment Training	0	0			5.7 Battle Damage Repair		0		0
1.1.7 Other Military Personnel (Special Pay)	0	0			TOTAL WORKING CAPITAL FUND SUPPORT		0		0
1.1.8 Active Component Overstrength	0	0			6.0 INVESTMENT COSTS				
Subtotal	0	0			6.1 Procurement				
1.2 Civilian Personnel					6.1.1 Aircraft Procurement		0		0
1.2.1 Civilian Premium Pay	0	0			6.1.2 Munition Procurement		0		0
1.2.2 Civilian Temporary Hires	0	0			6.1.3 Vehicle Procurement		0		0
Subtotal	0	0			6.1.4 Communication & Electronic Equipment Procurement		0		2,420
TOTAL PERSONNEL	0	0			6.1.5 Other Procurement		0		0
2.0 PERSONNEL SUPPORT COSTS					Subtotal		0		2,420
2.1 Temporary Duty (TDY)/Additional Duty (TAD)	7	4,647			6.2 Research, Development, Test & Evaluation				
2.2 Clothing & Other Equipment & Supplies	0	0			6.2.1 Basic Research		0		0
2.3 Medical Support/Health Services	0	0			6.2.2 Applied Research		0		0
2.4 Reserve Component Activation/Deactivation	0	0			6.2.3 Advanced Technology Development		0		0
2.5 Other Personnel Support	0	0			6.2.4 Advanced Component Development & Prototype		0		0
2.6 Rest & Recreation	0	0			6.2.5 System Development & Demonstration		0		0
TOTAL PERSONNEL SUPPORT	7	4,647			6.2.6 Management Support		0		0
3.0 OPERATING SUPPORT COSTS					6.2.7 Operational System Development		0		0
3.1 Training	0	0			Subtotal		0		0
3.2 Operation OPTEMPO (Fuel, Other POL, Parts)	0	0			6.3 Military Construction				
3.3 Other Supplies & Equipment	0	0			6.3.1 Major Construction		0		0
3.4 Facilities/Base Support	0	0			6.3.2 Minor Construction		0		0
3.5.1 Organization Level Maintenance	0	0			6.3.3 Family Housing (Construction)		0		0
3.5.2 Intermediate Level Maintenance	0	0			6.3.4 Family Housing (Operation & Maintenance)		0		0
3.5.3 Depot Level Maintenance	0	0			Subtotal		0		0
3.5.4 Contractor Logistics Support	0	0			TOTAL INVESTMENT		0		2,420
3.6 C4I	15,903	112,378			TOTAL COSTS BY APPROPRIATION				
3.7 Other Services/Miscellaneous Contracts	0	0							
TOTAL OPERATING SUPPORT	15,903	112,378			Military Personnel		0		0
4.0 TRANSPORTATION COSTS					Operation & Maintenance		15,910		117,025
4.1 Airlift	0	0			Working Capital Fund		0		0
4.2 Sealift	0	0			Investment		0		2,420
4.3 Ready Reserve Force/Fast Sealift Ships	0	0			Other		0		0
4.4 Port Handling/Inland Transportation	0	0			GRAND TOTAL		15,910		119,445
4.5 Other Transportation	0	0							
4.6 Second Destination Transportation	0	0							
TOTAL TRANSPORTATION	0	0							



DEFENSE INFORMATION SYSTEMS AGENCY
P. O. Box 4502
ARLINGTON, VIRGINIA 22204-4502


Chief Financial Executive/Comptroller (CFE)

Oct 25 2006

MEMORANDUM FOR DEFENSE FINANCE AND ACCOUNTING SERVICE

SUBJECT: Accuracy of Contingency Operation and Disaster Relief Cost Report

I affirm the September 2006 cost data being submitted by the Defense Information System Agency is a fair representation of our on-going activities related to the Global War on Terror, Contingency Operations and Disaster Relief efforts. Analysis is included to assist in interpretation of the costs presented and the methodologies used to gather data not readily available within our accounting systems.



- 7 Enclosures:
- 1 OIF Rpt FY06, Sep 06
- 2 OEF Rpt FY06, Sep 06
- 3 ConOps Rpt/KFOR FY06, Sep 06
- 4 OIF Rpt FY05, Sep 06
- 5 OEF Rpt FY 05, Sep 06
- 6 OIF Rpt FY04, Sep 06
- 7 OEF Rpt FY04, Sep 06

SUPPLEMENTAL & COST OF WAR EXECUTION REPORT

DLA TOTALS

REPORT PERIOD - as of September 30, 2006

(Incremental Costs in Thousands of Dollars)

DLA					
1.0 PERSONNEL COSTS	Monthly	Cumulative	5.0 WORKING CAPITAL FUND SUPPORT COSTS	Monthly	Cumulative
1.1 Military Personnel			5.1 Depot Level Repairables	0	0
1.1.1 Reserve Components Called to Active Duty	0	0	5.2 Depot Maintenance	0	0
1.1.2 Imminent Danger or Hostile Fire Pay	0	0	5.3 Nonflying Hours Spares (War Reserve Stock)	0	0
1.1.3 Family Separation Allowance	0	0	5.4 War Reserve Stock Secondary Items	0	0
1.1.4 Hardship Duty Pay	0	0	5.5 Prepositioning Equipment Replacement (War Reserve Stock)	0	0
1.1.5 Subsistence	0	0	5.6 Prepositioning Munitions Replacement (War Reserve Stock)	0	0
1.1.6 Reserve Component Predeployment Training	0	0	5.7 Battle Damage Repair	0	0
1.1.7 Other Military Personnel (Special Pay)	0	0	TOTAL WORKING CAPITAL FUND SUPPORT	0	0
1.1.8 Active Component Overstrength	0	0	6.0 INVESTMENT COSTS		
Subtotal	0	0	6.1 Procurement		
1.2 Civilian Personnel			6.1.1 Aircraft Procurement	0	0
1.2.1 Civilian Premium Pay	90	1,385	6.1.2 Munition Procurement	0	0
1.2.2 Civilian Temporary Hires	108	1,723	6.1.3 Vehicle Procurement	0	0
Subtotal	198	3,108	6.1.4 Communication & Electronic Equipment Procurement	0	0
TOTAL PERSONNEL	198	3,108	6.1.5 Other Procurement	0	0
2.0 PERSONNEL SUPPORT COSTS			Subtotal	0	0
2.1 Temporary Duty (TDY)/Additional Duty (TAD)	415	2,451	6.2 Research, Development, Test & Evaluation		
2.2 Clothing & Other Equipment & Supplies	26	107	6.2.1 Basic Research	0	0
2.3 Medical Support/Health Services	0	0	6.2.2 Applied Research	0	0
2.4 Reserve Component Activation/Deactivation	0	0	6.2.3 Advanced Technology Development	0	0
2.5 Other Personnel Support	0	0	6.2.4 Advanced Component Development & Prototype	0	0
2.6 Rest & Recreation	0	0	6.2.5 System Development & Demonstration	0	0
TOTAL PERSONNEL SUPPORT	441	2,558	6.2.6 Management Support	0	0
3.0 OPERATING SUPPORT COSTS			6.2.7 Operational System Development	0	0
3.1 Training	294	444	Subtotal	0	0
3.2 Operation OPTEMPO (Fuel, Other POL, Parts)	244,965	2,649,650	6.3 Military Construction		
3.3 Other Supplies & Equipment	3	50	6.3.1 Major Construction	0	0
3.4 Facilities/Base Support	81	26,066	6.3.2 Minor Construction	0	0
3.5.1 Organization Level Maintenance	99	99	6.3.3 Family Housing (Construction)	0	0
3.5.2 Intermediate Level Maintenance	0	0	6.3.4 Family Housing (Operation & Maintenance)	0	0
3.5.3 Depot Level Maintenance	0	0	Subtotal	0	0
3.5.4 Contractor Logistics Support	2,600	10,300	TOTAL INVESTMENT	0	0
3.6 C4I	6	12	TOTAL COSTS BY APPROPRIATION	Monthly	Cumulative
3.7 Other Services/Miscellaneous Contracts	67	2,428	Military Personnel	0	0
TOTAL OPERATING SUPPORT	248,115	2,689,049	Operation & Maintenance	274,346	2,845,553
4.0 TRANSPORTATION COSTS			Working Capital Fund	0	0
4.1 Airlift	378	35,161	Investment	0	0
4.2 Sealift	0	0	Other	0	0
4.3 Ready Reserve Force/Fast Sealift Ships	0	0	GRAND TOTAL	274,346	2,845,553
4.4 Port Handling/Inland Transportation	107	107			
4.5 Other Transportation	25,107	115,570			
4.6 Second Destination Transportation	0	0			
TOTAL TRANSPORTATION	25,592	150,838			

SUPPLEMENTAL & COST OF WAR EXECUTION REPORT

DLSA TOTALS

REPORT PERIOD - as of September 30, 2006

(Incremental Costs in Thousands of Dollars)

DLSA									
			Monthly	Cumulative					
1.0 PERSONNEL COSTS					5.0 WORKING CAPITAL FUND SUPPORT COSTS			Monthly	Cumulative
1.1 Military Personnel					5.1 Depot Level Repairables		0	0	
1.1.1 Reserve Components Called to Active Duty	0	0			5.2 Depot Maintenance		0	0	
1.1.2 Imminent Danger or Hostile Fire Pay	0	0			5.3 Nonflying Hours Spares (War Reserve Stock)		0	0	
1.1.3 Family Separation Allowance	0	0			5.4 War Reserve Stock Secondary Items		0	0	
1.1.4 Hardship Duty Pay	0	0			5.5 Prepositioning Equipment Replacement (War Reserve Stock)		0	0	
1.1.5 Subsistence	0	0			5.6 Prepositioning Munitions Replacement (War Reserve Stock)		0	0	
1.1.6 Reserve Component Predeployment Training	0	0			5.7 Battle Damage Repair		0	0	
1.1.7 Other Military Personnel (Special Pay)	0	0			TOTAL WORKING CAPITAL FUND SUPPORT		0	0	
1.1.8 Active Component Overstrength	0	0							
Subtotal	0	0			6.0 INVESTMENT COSTS				
1.2 Civilian Personnel					6.1 Procurement				
1.2.1 Civilian Premium Pay	200	2,346			6.1.1 Aircraft Procurement		0	0	
1.2.2 Civilian Temporary Hires	0	0			6.1.2 Munition Procurement		0	0	
Subtotal	200	2,346			6.1.3 Vehicle Procurement		0	0	
TOTAL PERSONNEL	200	2,346			6.1.4 Communication & Electronic Equipment Procurement		0	0	
2.0 PERSONNEL SUPPORT COSTS					6.1.5 Other Procurement		0	0	
2.1 Temporary Duty (TDY)/Additional Duty (TAD)	50	1,143			Subtotal		0	0	
2.2 Clothing & Other Equipment & Supplies	0	0			6.2 Research, Development, Test & Evaluation				
2.3 Medical Support/Health Services	0	0			6.2.1 Basic Research		0	0	
2.4 Reserve Component Activation/Deactivation	0	0			6.2.2 Applied Research		0	0	
2.5 Other Personnel Support	729	5,469			6.2.3 Advanced Technology Development		0	0	
2.6 Rest & Recreation	0	0			6.2.4 Advanced Component Development & Prototype		0	0	
TOTAL PERSONNEL SUPPORT	779	6,612			6.2.5 System Development & Demonstration		0	0	
3.0 OPERATING SUPPORT COSTS					6.2.6 Management Support		0	0	
3.1 Training	0	0			6.2.7 Operational System Development		0	0	
3.2 Operation OPTEMPO (Fuel, Other POL, Parts)	0	0			Subtotal		0	0	
3.3 Other Supplies & Equipment	277	681			6.3 Military Construction				
3.4 Facilities/Base Support	0	0			6.3.1 Major Construction		0	0	
3.5.1 Organization Level Maintenance	0	0			6.3.2 Minor Construction		0	0	
3.5.2 Intermediate Level Maintenance	0	0			6.3.3 Family Housing (Construction)		0	0	
3.5.3 Depot Level Maintenance	0	0			6.3.4 Family Housing (Operation & Maintenance)		0	0	
3.5.4 Contractor Logistics Support	0	0			Subtotal		0	0	
3.6 C4I	0	0			TOTAL INVESTMENT		0	0	
3.7 Other Services/Miscellaneous Contracts	0	0			TOTAL COSTS BY APPROPRIATION				
TOTAL OPERATING SUPPORT	277	681					Monthly	Cumulative	
4.0 TRANSPORTATION COSTS					Military Personnel		0	0	
4.1 Airlift	0	0			Operation & Maintenance		1,256	9,639	
4.2 Sealift	0	0			Working Capital Fund		0	0	
4.3 Ready Reserve Force/Fast Sealift Ships	0	0			Investment		0	0	
4.4 Port Handling/Inland Transportation	0	0			Other		0	0	
4.5 Other Transportation	0	0			GRAND TOTAL		1,256	9,639	
4.6 Second Destination Transportation	0	0							
TOTAL TRANSPORTATION	0	0							

October 12, 2006

SUBJECT: Affirmation Authority for Contingency Operation and Disaster Relief Cost Reports

I affirm the September 2006 cost data being submitted by Defense Legal Services Agency is a fair representation of our on-going activities related to the Global War on Terror (GWOT), Contingency Operations (ConOps) and Disaster Relief Efforts. Analysis is included to assist in interpretation of the costs presented and the methodologies used to gather data not readily available within our accounting systems.

(b)(6)



SUPPLEMENTAL & COST OF WAR EXECUTION REPORT

DoDEA TOTALS

REPORT PERIOD - as of September 30, 2006

(Incremental Costs in Thousands of Dollars)

DoDEA					
1.0 PERSONNEL COSTS	Monthly	Cumulative	5.0 WORKING CAPITAL FUND SUPPORT COSTS	Monthly	Cumulative
1.1 Military Personnel			5.1 Depot Level Repairables	0	0
1.1.1 Reserve Components Called to Active Duty	0	0	5.2 Depot Maintenance	0	0
1.1.2 Imminent Danger or Hostile Fire Pay	0	0	5.3 Nonflying Hours Spares (War Reserve Stock)	0	0
1.1.3 Family Separation Allowance	0	0	5.4 War Reserve Stock Secondary Items	0	0
1.1.4 Hardship Duty Pay	0	0	5.5 Prepositioning Equipment Replacement (War Reserve Stock)	0	0
1.1.5 Subsistence	0	0	5.6 Prepositioning Munitions Replacement (War Reserve Stock)	0	0
1.1.6 Reserve Component Predeployment Training	0	0	5.7 Battle Damage Repair	0	0
1.1.7 Other Military Personnel (Special Pay)	0	0	TOTAL WORKING CAPITAL FUND SUPPORT	0	0
1.1.8 Active Component Overstrength	0	0	6.0 INVESTMENT COSTS		
Subtotal	0	0	6.1 Procurement		
1.2 Civilian Personnel			6.1.1 Aircraft Procurement	0	0
1.2.1 Civilian Premium Pay	0	0	6.1.2 Munition Procurement	0	0
1.2.2 Civilian Temporary Hires	0	0	6.1.3 Vehicle Procurement	0	0
Subtotal	0	0	6.1.4 Communication & Electronic Equipment Procurement	0	0
TOTAL PERSONNEL	0	0	6.1.5 Other Procurement	0	0
2.0 PERSONNEL SUPPORT COSTS			Subtotal	0	0
2.1 Temporary Duty (TDY)/Additional Duty (TAD)	0	0	6.2 Research, Development, Test & Evaluation		
2.2 Clothing & Other Equipment & Supplies	0	0	6.2.1 Basic Research	0	0
2.3 Medical Support/Health Services	0	0	6.2.2 Applied Research	0	0
2.4 Reserve Component Activation/Deactivation	0	0	6.2.3 Advanced Technology Development	0	0
2.5 Other Personnel Support	31,538	142,999	6.2.4 Advanced Component Development & Prototype	0	0
2.6 Rest & Recreation	0	0	6.2.5 System Development & Demonstration	0	0
TOTAL PERSONNEL SUPPORT	31,538	142,999	6.2.6 Management Support	0	0
3.0 OPERATING SUPPORT COSTS			6.2.7 Operational System Development	0	0
3.1 Training	0	0	Subtotal	0	0
3.2 Operation OPTEMPO (Fuel, Other POL, Parts)	0	0	6.3 Military Construction		
3.3 Other Supplies & Equipment	0	0	6.3.1 Major Construction	0	0
3.4 Facilities/Base Support	0	0	6.3.2 Minor Construction	0	0
3.5.1 Organization Level Maintenance	0	0	6.3.3 Family Housing (Construction)	0	0
3.5.2 Intermediate Level Maintenance	0	0	6.3.4 Family Housing (Operation & Maintenance)	0	0
3.5.3 Depot Level Maintenance	0	0	Subtotal	0	0
3.5.4 Contractor Logistics Support	0	0	TOTAL INVESTMENT	0	0
3.6 C4I	0	0	TOTAL COSTS BY APPROPRIATION	Monthly	Cumulative
3.7 Other Services/Miscellaneous Contracts	0	0	Military Personnel	0	0
TOTAL OPERATING SUPPORT	0	0	Operation & Maintenance	31,538	142,999
4.0 TRANSPORTATION COSTS			Working Capital Fund	0	0
4.1 Airlift	0	0	Investment	0	0
4.2 Sealift	0	0	Other	0	0
4.3 Ready Reserve Force/Fast Sealift Ships	0	0	GRAND TOTAL	31,538	142,999
4.4 Port Handling/Inland Transportation	0	0			
4.5 Other Transportation	0	0			
4.6 Second Destination Transportation	0	0			
TOTAL TRANSPORTATION	0	0			

SUPPLEMENTAL & COST OF WAR EXECUTION REPORT

DoDIG TOTALS

REPORT PERIOD - as of September 30, 2006

(Incremental Costs in Thousands of Dollars)

DoDIG					
1.0 PERSONNEL COSTS	Monthly	Cumulative	5.0 WORKING CAPITAL FUND SUPPORT COSTS	Monthly	Cumulative
1.1 Military Personnel			5.1 Depot Level Repairables	0	0
1.1.1 Reserve Components Called to Active Duty	0	0	5.2 Depot Maintenance	0	0
1.1.2 Imminent Danger or Hostile Fire Pay	0	0	5.3 Nonflying Hours Spares (War Reserve Stock)	0	0
1.1.3 Family Separation Allowance	0	0	5.4 War Reserve Stock Secondary Items	0	0
1.1.4 Hardship Duty Pay	0	0	5.5 Prepositioning Equipment Replacement (War Reserve Stock)	0	0
1.1.5 Subsistence	0	0	5.6 Prepositioning Munitions Replacement (War Reserve Stock)	0	0
1.1.6 Reserve Component Predeployment Training	0	0	5.7 Battle Damage Repair	0	0
1.1.7 Other Military Personnel (Special Pay)	0	0	TOTAL WORKING CAPITAL FUND SUPPORT	0	0
1.1.8 Active Component Overstrength	0	0	6.0 INVESTMENT COSTS		
Subtotal	0	0	6.1 Procurement		
1.2 Civilian Personnel			6.1.1 Aircraft Procurement	0	0
1.2.1 Civilian Premium Pay	14	207	6.1.2 Munition Procurement	0	0
1.2.2 Civilian Temporary Hires	40	272	6.1.3 Vehicle Procurement	0	0
Subtotal	54	479	6.1.4 Communication & Electronic Equipment Procurement	0	0
TOTAL PERSONNEL	54	479	6.1.5 Other Procurement	0	0
2.0 PERSONNEL SUPPORT COSTS			Subtotal	0	0
2.1 Temporary Duty (TDY)/Additional Duty (TAD)	170	560	6.2 Research, Development, Test & Evaluation		
2.2 Clothing & Other Equipment & Supplies	0	5	6.2.1 Basic Research	0	0
2.3 Medical Support/Health Services	0	0	6.2.2 Applied Research	0	0
2.4 Reserve Component Activation/Deactivation	0	0	6.2.3 Advanced Technology Development	0	0
2.5 Other Personnel Support	0	0	6.2.4 Advanced Component Development & Prototype	0	0
2.6 Rest & Recreation	0	0	6.2.5 System Development & Demonstration	0	0
TOTAL PERSONNEL SUPPORT	170	565	6.2.6 Management Support	0	0
3.0 OPERATING SUPPORT COSTS			6.2.7 Operational System Development	0	0
3.1 Training	0	0	Subtotal	0	0
3.2 Operation OPTEMPO (Fuel, Other POL, Parts)	0	0	6.3 Military Construction		
3.3 Other Supplies & Equipment	0	34	6.3.1 Major Construction	0	0
3.4 Facilities/Base Support	0	0	6.3.2 Minor Construction	0	0
3.5.1 Organization Level Maintenance	0	0	6.3.3 Family Housing (Construction)	0	0
3.5.2 Intermediate Level Maintenance	0	0	6.3.4 Family Housing (Operation & Maintenance)	0	0
3.5.3 Depot Level Maintenance	0	0	Subtotal	0	0
3.5.4 Contractor Logistics Support	0	0	TOTAL INVESTMENT	0	0
3.6 C4I	1	107	TOTAL COSTS BY APPROPRIATION	Monthly	Cumulative
3.7 Other Services/Miscellaneous Contracts	20	25	Military Personnel	0	0
TOTAL OPERATING SUPPORT	21	166	Operation & Maintenance	245	1,210
4.0 TRANSPORTATION COSTS			Working Capital Fund	0	0
4.1 Airlift	0	0	Investment	0	0
4.2 Sealift	0	0	Other	0	0
4.3 Ready Reserve Force/Fast Sealift Ships	0	0	GRAND TOTAL	245	1,210
4.4 Port Handling/Inland Transportation	0	0			
4.5 Other Transportation	0	0			
4.6 Second Destination Transportation	0	0			
TOTAL TRANSPORTATION	0	0			

16 October 2006

I affirm the September 2006 cost data being submitted by OIG is a fair representation of our on-going activities related to the Global War on Terror (GWOT), Contingency Operations (ConOps) and Disaster Relief Efforts. Analysis is included to assist in interpretation of costs presented and the methodologies used to gather data not readily available within our accounting systems.



SUPPLEMENTAL & COST OF WAR EXECUTION REPORT

DSCA TOTALS

REPORT PERIOD - as of September 30, 2006

(Incremental Costs in Thousands of Dollars)

DSCA				
1.0 PERSONNEL COSTS			5.0 WORKING CAPITAL FUND SUPPORT COSTS	
	Monthly	Cumulative	Monthly	Cumulative
1.1 Military Personnel				
1.1.1 Reserve Components Called to Active Duty	0	0	5.1 Depot Level Repairables	0
1.1.2 Imminent Danger or Hostile Fire Pay	0	0	5.2 Depot Maintenance	0
1.1.3 Family Separation Allowance	0	0	5.3 Nonflying Hours Spares (War Reserve Stock)	0
1.1.4 Hardship Duty Pay	0	0	5.4 War Reserve Stock Secondary Items	0
1.1.5 Subsistence	0	0	5.5 Prepositioning Equipment Replacement (War Reserve Stock)	0
1.1.6 Reserve Component Predeployment Training	0	0	5.6 Prepositioning Munitions Replacement (War Reserve Stock)	0
1.1.7 Other Military Personnel (Special Pay)	0	0	5.7 Battle Damage Repair	0
1.1.8 Active Component Overstrength	0	0	TOTAL WORKING CAPITAL FUND SUPPORT	0
Subtotal	0	0		
1.2 Civilian Personnel			6.0 INVESTMENT COSTS	
1.2.1 Civilian Premium Pay	0	0	6.1 Procurement	
1.2.2 Civilian Temporary Hires	0	0	6.1.1 Aircraft Procurement	0
Subtotal	0	0	6.1.2 Munition Procurement	0
TOTAL PERSONNEL	0	0	6.1.3 Vehicle Procurement	0
			6.1.4 Communication & Electronic Equipment Procurement	0
2.0 PERSONNEL SUPPORT COSTS			6.1.5 Other Procurement	0
2.1 Temporary Duty (TDY)/Additional Duty (TAD)	0	0	Subtotal	0
2.2 Clothing & Other Equipment & Supplies	0	0	6.2 Research, Development, Test & Evaluation	
2.3 Medical Support/Health Services	0	0	6.2.1 Basic Research	0
2.4 Reserve Component Activation/Deactivation	0	0	6.2.2 Applied Research	0
2.5 Other Personnel Support	0	0	6.2.3 Advanced Technology Development	0
2.6 Rest & Recreation	0	0	6.2.4 Advanced Component Development & Prototype	0
TOTAL PERSONNEL SUPPORT	0	0	6.2.5 System Development & Demonstration	0
			6.2.6 Management Support	0
3.0 OPERATING SUPPORT COSTS			6.2.7 Operational System Development	0
3.1 Training	0	0	Subtotal	0
3.2 Operation OPTEMPO (Fuel, Other POL, Parts)	0	0	6.3 Military Construction	
3.3 Other Supplies & Equipment	0	0	6.3.1 Major Construction	0
3.4 Facilities/Base Support	0	0	6.3.2 Minor Construction	0
3.5.1 Organization Level Maintenance	0	0	6.3.3 Family Housing (Construction)	0
3.5.2 Intermediate Level Maintenance	0	0	6.3.4 Family Housing (Operation & Maintenance)	0
3.5.3 Depot Level Maintenance	0	0	Subtotal	0
3.5.4 Contractor Logistics Support	0	0	TOTAL INVESTMENT	0
3.6 C4I	0	0		
3.7 Other Services/Miscellaneous Contracts	0	0	TOTAL COSTS BY APPROPRIATION	Monthly Cumulative
TOTAL OPERATING SUPPORT	0	0	Military Personnel	0
			Operation & Maintenance	65,847
4.0 TRANSPORTATION COSTS			Working Capital Fund	0
4.1 Airlift	0	0	Investment	0
4.2 Sealift	0	0	Other	(29,817)
4.3 Ready Reserve Force/Fast Sealift Ships	0	0	GRAND TOTAL	36,030
4.4 Port Handling/Inland Transportation	0	0		934,726
4.5 Other Transportation	65,847	65,847		
4.6 Second Destination Transportation	0	0		
TOTAL TRANSPORTATION	65,847	65,847		

**SUPPLEMENTAL & COST OF WAR EXECUTION REPORT - FY 2005 COALITION SUPPORT FUND
(SECOND YEAR EXECUTION)
OPERATION - Iraqi Freedom**

REPORT PERIOD - as of September 30, 2006

(Incremental Costs in Thousands of Dollars)

DSCA Subsidiary Report

7.0 OTHER SUPPORT COSTS Monthly Cumulative

COALITION SUPPORT

7.1 Coalition Support

Azerbaijan	0	2
Bosnia	3	3
El Salvador	3	3
Estonia	0	188
Georgia	0	28,221
Hungary	0	1,401
Jordan	0	90,354
Macedonia	0	3
Mongolia	0	1,042
Nicaragua	0	3
Poland	(35,349)	114,667
Romania	0	11
Slovakia	0	380
Thailand	0	2
Ukraine	2,271	6,609
Uzbekistan	3,255	22,985
Subtotal	(29,817)	265,874

7.2 Lift & Sustain

7.2.1 Transportation Support	0	0
7.2.2 Logistic Support	0	0
7.2.3 Other Support	0	0
Subtotal	0	0

ASFF/ISFF

7.3 Train & Equip

7.3.1 Defense Forces Sustainment	0	0
7.3.2 Defense Forces Infrastructure	0	0
7.3.3 Defense Forces Equipment/Transportation	0	0
7.3.4 Defense Forces Training & Operations	0	0
7.3.5 Interior Forces Sustainment	0	0
7.3.6 Interior Forces Infrastructure	0	0
7.3.7 Interior Forces Equipment/Transportation	0	0
7.3.8 Interior Forces Training & Operations	0	0
7.3.9 Quick Response Funding	0	0
7.3.10 Other Support	0	0
Subtotal	0	0

CERP

7.4 Commander's Emergency Response Program

Subtotal	0	0
TOTAL OTHER SUPPORT	(29,817)	265,874



DEFENSE SECURITY COOPERATION AGENCY

WASHINGTON, DC 20301-2800

October 23, 2006

I affirm the September 2006 cost data being submitted by Defense Security Cooperation Agency is a fair representation of our on-going activities related to the Global War on Terror (GWOT), Contingency Operations (ConOps) and Disaster Relief Efforts. Analysis is included to assist in interpretation of the costs presented and the methodologies used to gather data not readily available within our accounting systems.

(b)(6)

A large rectangular area of the document is redacted with a solid grey fill. The redaction covers the majority of the lower half of the page.

SUPPLEMENTAL & COST OF WAR EXECUTION REPORT

JOINT STAFF TOTALS

REPORT PERIOD - as of September 30, 2006

(Incremental Costs in Thousands of Dollars)

Joint Staff				
1.0 PERSONNEL COSTS			5.0 WORKING CAPITAL FUND SUPPORT COSTS	
	Monthly	Cumulative	Monthly	Cumulative
1.1 Military Personnel				
1.1.1 Reserve Components Called to Active Duty	0	0	5.1 Depot Level Repairables	0
1.1.2 Imminent Danger or Hostile Fire Pay	0	0	5.2 Depot Maintenance	0
1.1.3 Family Separation Allowance	0	0	5.3 Nonflying Hours Spares (War Reserve Stock)	0
1.1.4 Hardship Duty Pay	0	0	5.4 War Reserve Stock Secondary Items	0
1.1.5 Subsistence	0	0	5.5 Prepositioning Equipment Replacement (War Reserve Stock)	0
1.1.6 Reserve Component Predeployment Training	0	0	5.6 Prepositioning Munitions Replacement (War Reserve Stock)	0
1.1.7 Other Military Personnel (Special Pay)	0	0	5.7 Battle Damage Repair	0
1.1.8 Active Component Overstrength	0	0		
Subtotal	0	0	TOTAL WORKING CAPITAL FUND SUPPORT	0
1.2 Civilian Personnel			6.0 INVESTMENT COSTS	
1.2.1 Civilian Premium Pay	0	0	6.1 Procurement	
1.2.2 Civilian Temporary Hires	0	0	6.1.1 Aircraft Procurement	0
Subtotal	0	0	6.1.2 Munition Procurement	0
			6.1.3 Vehicle Procurement	0
TOTAL PERSONNEL	0	0	6.1.4 Communication & Electronic Equipment Procurement	0
			6.1.5 Other Procurement	0
2.0 PERSONNEL SUPPORT COSTS			Subtotal	0
2.1 Temporary Duty (TDY)/Additional Duty (TAD)	359	359		
2.2 Clothing & Other Equipment & Supplies	0	0	6.2 Research, Development, Test & Evaluation	
2.3 Medical Support/Health Services	0	0	6.2.1 Basic Research	0
2.4 Reserve Component Activation/Deactivation	0	0	6.2.2 Applied Research	0
2.5 Other Personnel Support	0	0	6.2.3 Advanced Technology Development	0
2.6 Rest & Recreation	0	0	6.2.4 Advanced Component Development & Prototype	0
TOTAL PERSONNEL SUPPORT	359	359	6.2.5 System Development & Demonstration	1,296
			6.2.6 Management Support	0
3.0 OPERATING SUPPORT COSTS			6.2.7 Operational System Development	0
3.1 Training	250	250	Subtotal	1,296
3.2 Operation OPTEMPO (Fuel, Other POL, Parts)	0	0		
3.3 Other Supplies & Equipment	0	0	6.3 Military Construction	
3.4 Facilities/Base Support	0	0	6.3.1 Major Construction	0
3.5.1 Organization Level Maintenance	0	0	6.3.2 Minor Construction	0
3.5.2 Intermediate Level Maintenance	0	0	6.3.3 Family Housing (Construction)	0
3.5.3 Depot Level Maintenance	0	0	6.3.4 Family Housing (Operation & Maintenance)	0
3.5.4 Contractor Logistics Support	0	0	Subtotal	0
3.6 C4I	760	760		
3.7 Other Services/Miscellaneous Contracts	2,949	2,949	TOTAL INVESTMENT	1,296
TOTAL OPERATING SUPPORT	3,959	3,959		
			TOTAL COSTS BY APPROPRIATION	Monthly Cumulative
4.0 TRANSPORTATION COSTS			Military Personnel	0
4.1 Airlift	19,289	19,289	Operation & Maintenance	23,607
4.2 Sealift	0	0	Working Capital Fund	0
4.3 Ready Reserve Force/Fast Sealift Ships	0	0	Investment	1,296
4.4 Port Handling/Inland Transportation	0	0	Other	0
4.5 Other Transportation	0	0		
4.6 Second Destination Transportation	0	0	GRAND TOTAL	24,903
TOTAL TRANSPORTATION	19,289	19,289		

SUPPLEMENTAL & COST OF WAR EXECUTION REPORT

MARINE CORPS TOTALS

REPORT PERIOD - as of September 30, 2006

(Incremental Costs in Thousands of Dollars)

Marine Corps									
1.0 PERSONNEL COSTS			Monthly	Cumulative	5.0 WORKING CAPITAL FUND SUPPORT COSTS			Monthly	Cumulative
1.1 Military Personnel					5.1 Depot Level Repairables			0	0
1.1.1 Reserve Components Called to Active Duty	33,194	406,581			5.2 Depot Maintenance			0	0
1.1.2 Imminent Danger or Hostile Fire Pay	7,656	77,630			5.3 Nonflying Hours Spares (War Reserve Stock)			0	0
1.1.3 Family Separation Allowance	4,092	48,461			5.4 War Reserve Stock Secondary Items			0	0
1.1.4 Hardship Duty Pay	2,491	28,664			5.5 Prepositioning Equipment Replacement (War Reserve Stock)			0	0
1.1.5 Subsistence	2,891	37,413			5.6 Prepositioning Munitions Replacement (War Reserve Stock)			0	0
1.1.6 Reserve Component Predeployment Training	10,453	10,627			5.7 Battle Damage Repair			0	0
1.1.7 Other Military Personnel (Special Pay)	50,150	310,076			TOTAL WORKING CAPITAL FUND SUPPORT			0	0
1.1.8 Active Component Overstrength	132,249	325,014			6.0 INVESTMENT COSTS				
Subtotal	243,176	1,244,466			6.1 Procurement				
1.2 Civilian Personnel					6.1.1 Aircraft Procurement			0	0
1.2.1 Civilian Premium Pay	2,570	16,855			6.1.2 Munition Procurement			0	0
1.2.2 Civilian Temporary Hires	(85)	25,331			6.1.3 Vehicle Procurement			341,212	873,315
Subtotal	2,485	42,186			6.1.4 Communication & Electronic Equipment Procurement			184,401	613,680
TOTAL PERSONNEL	245,661	1,286,652			6.1.5 Other Procurement			472,951	847,480
2.0 PERSONNEL SUPPORT COSTS					Subtotal			998,564	2,334,475
2.1 Temporary Duty (TDY)/Additional Duty (TAD)	36,269	115,088			6.2 Research, Development, Test & Evaluation				
2.2 Clothing & Other Equipment & Supplies	220,330	472,791			6.2.1 Basic Research			0	0
2.3 Medical Support/Health Services	13,825	51,956			6.2.2 Applied Research			0	0
2.4 Reserve Component Activation/Deactivation	(16,990)	49,055			6.2.3 Advanced Technology Development			0	0
2.5 Other Personnel Support	41,085	65,209			6.2.4 Advanced Component Development & Prototype			0	0
2.6 Rest & Recreation	2	2			6.2.5 System Development & Demonstration			0	0
TOTAL PERSONNEL SUPPORT	294,521	754,101			6.2.6 Management Support			0	0
3.0 OPERATING SUPPORT COSTS					6.2.7 Operational System Development			0	0
3.1 Training	28,476	79,748			Subtotal			0	0
3.2 Operation OPTEMPO (Fuel, Other POL, Parts)	91,173	528,268			6.3 Military Construction				
3.3 Other Supplies & Equipment	121,212	551,764			6.3.1 Major Construction			0	0
3.4 Facilities/Base Support	189,985	291,287			6.3.2 Minor Construction			0	0
3.5.1 Organization Level Maintenance	(1,151)	51,877			6.3.3 Family Housing (Construction)			0	0
3.5.2 Intermediate Level Maintenance	296	49,462			6.3.4 Family Housing (Operation & Maintenance)			0	0
3.5.3 Depot Level Maintenance	7,473	386,456			Subtotal			0	0
3.5.4 Contractor Logistics Support	3,828	29,864			TOTAL INVESTMENT			998,564	2,334,475
3.6 C4I	14,373	51,732			TOTAL COSTS BY APPROPRIATION			Monthly	Cumulative
3.7 Other Services/Miscellaneous Contracts	90,827	262,790			Military Personnel			243,176	1,244,466
TOTAL OPERATING SUPPORT	546,492	2,283,248			Operation & Maintenance			875,371	3,405,342
4.0 TRANSPORTATION COSTS					Working Capital Fund			0	0
4.1 Airlift	17,913	163,653			Investment			998,564	2,334,475
4.2 Sealift	(999)	52,467			Other			0	0
4.3 Ready Reserve Force/Fast Sealift Ships	0	0			GRAND TOTAL			2,117,111	6,984,283
4.4 Port Handling/Inland Transportation	2,168	19,116							
4.5 Other Transportation	12,791	90,571							
4.6 Second Destination Transportation	0	0							
TOTAL TRANSPORTATION	31,873	325,807							

SUPPLEMENTAL & COST OF WAR EXECUTION REPORT

MARINE CORPS RESERVE TOTALS

REPORT PERIOD - as of September 30, 2006

(Incremental Costs in Thousands of Dollars)

Marine Corps Reserve				
1.0 PERSONNEL COSTS	Monthly	Cumulative	5.0 WORKING CAPITAL FUND SUPPORT COSTS	Monthly Cumulative
1.1 Military Personnel			5.1 Depot Level Repairables	0 0
1.1.1 Reserve Components Called to Active Duty	0	0	5.2 Depot Maintenance	0 0
1.1.2 Imminent Danger or Hostile Fire Pay	0	0	5.3 Nonflying Hours Spares (War Reserve Stock)	0 0
1.1.3 Family Separation Allowance	0	0	5.4 War Reserve Stock Secondary Items	0 0
1.1.4 Hardship Duty Pay	0	0	5.5 Prepositioning Equipment Replacement (War Reserve Stock)	0 0
1.1.5 Subsistence	0	0	5.6 Prepositioning Munitions Replacement (War Reserve Stock)	0 0
1.1.6 Reserve Component Predeployment Training	10,627	10,627	5.7 Battle Damage Repair	0 0
1.1.7 Other Military Personnel (Special Pay)	0	0	TOTAL WORKING CAPITAL FUND SUPPORT	0 0
1.1.8 Active Component Overstrength	0	0	6.0 INVESTMENT COSTS	
Subtotal	10,627	10,627	6.1 Procurement	
1.2 Civilian Personnel			6.1.1 Aircraft Procurement	0 0
1.2.1 Civilian Premium Pay	1,003	2,318	6.1.2 Munition Procurement	0 0
1.2.2 Civilian Temporary Hires	0	0	6.1.3 Vehicle Procurement	0 0
Subtotal	1,003	2,318	6.1.4 Communication & Electronic Equipment Procurement	0 0
TOTAL PERSONNEL	11,630	12,945	6.1.5 Other Procurement	0 0
2.0 PERSONNEL SUPPORT COSTS			Subtotal	0 0
2.1 Temporary Duty (TDY)/Additional Duty (TAD)	(1,454)	508	6.2 Research, Development, Test & Evaluation	
2.2 Clothing & Other Equipment & Supplies	0	0	6.2.1 Basic Research	0 0
2.3 Medical Support/Health Services	0	0	6.2.2 Applied Research	0 0
2.4 Reserve Component Activation/Deactivation	0	0	6.2.3 Advanced Technology Development	0 0
2.5 Other Personnel Support	0	0	6.2.4 Advanced Component Development & Prototype	0 0
2.6 Rest & Recreation	0	0	6.2.5 System Development & Demonstration	0 0
TOTAL PERSONNEL SUPPORT	(1,454)	508	6.2.6 Management Support	0 0
3.0 OPERATING SUPPORT COSTS			6.2.7 Operational System Development	0 0
3.1 Training	0	0	Subtotal	0 0
3.2 Operation OPTEMPO (Fuel, Other POL, Parts)	554	8,530	6.3 Military Construction	
3.3 Other Supplies & Equipment	981	1,492	6.3.1 Major Construction	0 0
3.4 Facilities/Base Support	(142)	8,719	6.3.2 Minor Construction	0 0
3.5.1 Organization Level Maintenance	0	0	6.3.3 Family Housing (Construction)	0 0
3.5.2 Intermediate Level Maintenance	0	0	6.3.4 Family Housing (Operation & Maintenance)	0 0
3.5.3 Depot Level Maintenance	0	0	Subtotal	0 0
3.5.4 Contractor Logistics Support	0	0	TOTAL INVESTMENT	0 0
3.6 C4I	114	3,390	TOTAL COSTS BY APPROPRIATION	Monthly Cumulative
3.7 Other Services/Miscellaneous Contracts	37,492	93,528	Military Personnel	10,627 10,627
TOTAL OPERATING SUPPORT	38,999	115,659	Operation & Maintenance	38,548 118,485
4.0 TRANSPORTATION COSTS			Working Capital Fund	0 0
4.1 Airlift	0	0	Investment	0 0
4.2 Sealift	0	0	Other	0 0
4.3 Ready Reserve Force/Fast Sealift Ships	0	0	GRAND TOTAL	49,175 129,112
4.4 Port Handling/Inland Transportation	0	0		
4.5 Other Transportation	0	0		
4.6 Second Destination Transportation	0	0		
TOTAL TRANSPORTATION	0	0		

SUPPLEMENTAL & COST OF WAR EXECUTION REPORT

NAVY TOTALS

REPORT PERIOD - as of September 30, 2006

(Incremental Costs in Thousands of Dollars)

Navy				
1.0 PERSONNEL COSTS			5.0 WORKING CAPITAL FUND SUPPORT COSTS	
	Monthly	Cumulative	Monthly	Cumulative
1.1 Military Personnel				
1.1.1 Reserve Components Called to Active Duty	29,911	358,964	0	0
1.1.2 Imminent Danger or Hostile Fire Pay	6,153	73,654	0	0
1.1.3 Family Separation Allowance	2,742	19,798	0	0
1.1.4 Hardship Duty Pay	0	0	0	0
1.1.5 Subsistence	13,507	13,686	(138)	0
1.1.6 Reserve Component Predeployment Training	0	0	0	0
1.1.7 Other Military Personnel (Special Pay)	121,170	466,354	0	0
1.1.8 Active Component Overstrength	0	0	0	0
Subtotal	173,483	932,456		
1.2 Civilian Personnel				
1.2.1 Civilian Premium Pay	784	4,686		
1.2.2 Civilian Temporary Hires	0	0		
Subtotal	784	4,686		
TOTAL PERSONNEL	174,267	937,142		
2.0 PERSONNEL SUPPORT COSTS				
2.1 Temporary Duty (TDY)/Additional Duty (TAD)	8,439	154,066		
2.2 Clothing & Other Equipment & Supplies	14,707	67,546		
2.3 Medical Support/Health Services	226	1,163		
2.4 Reserve Component Activation/Deactivation	0	0		
2.5 Other Personnel Support	892	26,671		
2.6 Rest & Recreation	0	0		
TOTAL PERSONNEL SUPPORT	24,264	249,446		
3.0 OPERATING SUPPORT COSTS				
3.1 Training	3,882	47,491		
3.2 Operation OPTEMPO (Fuel, Other POL, Parts)	110,950	1,120,203		
3.3 Other Supplies & Equipment	36,843	291,915		
3.4 Facilities/Base Support	157,811	404,727		
3.5.1 Organization Level Maintenance	786	15,963		
3.5.2 Intermediate Level Maintenance	20,788	24,211		
3.5.3 Depot Level Maintenance	601,641	1,095,549		
3.5.4 Contractor Logistics Support	35,915	66,924		
3.6 C4I	12,591	67,292		
3.7 Other Services/Miscellaneous Contracts	4,688	310,938		
TOTAL OPERATING SUPPORT	985,895	3,445,213		
4.0 TRANSPORTATION COSTS				
4.1 Airlift	86,093	537,369		
4.2 Sealift	840	55,763		
4.3 Ready Reserve Force/Fast Sealift Ships	0	0		
4.4 Port Handling/Inland Transportation	82	3,318		
4.5 Other Transportation	8,794	113,155		
4.6 Second Destination Transportation	0	29,521		
TOTAL TRANSPORTATION	95,809	739,126		
			5.1 Depot Level Repairables	0
			5.2 Depot Maintenance	0
			5.3 Nonflying Hours Spares (War Reserve Stock)	0
			5.4 War Reserve Stock Secondary Items	0
			5.5 Prepositioning Equipment Replacement (War Reserve Stock)	0
			5.6 Prepositioning Munitions Replacement (War Reserve Stock)	0
			5.7 Battle Damage Repair	0
			TOTAL WORKING CAPITAL FUND SUPPORT	(138)
			6.0 INVESTMENT COSTS	
			6.1 Procurement	
			6.1.1 Aircraft Procurement	0
			6.1.2 Munition Procurement	101
			6.1.3 Vehicle Procurement	37,049
			6.1.4 Communication & Electronic Equipment Procurement	0
			6.1.5 Other Procurement	(39,671)
			Subtotal	(2,521)
			6.2 Research, Development, Test & Evaluation	
			6.2.1 Basic Research	0
			6.2.2 Applied Research	0
			6.2.3 Advanced Technology Development	0
			6.2.4 Advanced Component Development & Prototype	0
			6.2.5 System Development & Demonstration	(355)
			6.2.6 Management Support	(290)
			6.2.7 Operational System Development	0
			Subtotal	(645)
			6.3 Military Construction	
			6.3.1 Major Construction	0
			6.3.2 Minor Construction	0
			6.3.3 Family Housing (Construction)	0
			6.3.4 Family Housing (Operation & Maintenance)	0
			Subtotal	0
			TOTAL INVESTMENT	(3,166)
			TOTAL COSTS BY APPROPRIATION	
			Military Personnel	173,483
			Operation & Maintenance	1,106,752
			Working Capital Fund	(138)
			Investment	(3,166)
			Other	0
			GRAND TOTAL	1,276,931
				5,871,726

SUPPLEMENTAL & COST OF WAR EXECUTION REPORT

NAVY RESERVE TOTALS

REPORT PERIOD - as of September 30, 2006

(Incremental Costs in Thousands of Dollars)

Navy Reserve									
<u>1.0 PERSONNEL COSTS</u>			Monthly	Cumulative	<u>5.0 WORKING CAPITAL FUND SUPPORT COSTS</u>			Monthly	Cumulative
1.1 Military Personnel					5.1 Depot Level Repairables			0	0
1.1.1 Reserve Components Called to Active Duty	0	0			5.2 Depot Maintenance			0	0
1.1.2 Imminent Danger or Hostile Fire Pay	0	0			5.3 Nonflying Hours Spares (War Reserve Stock)			0	0
1.1.3 Family Separation Allowance	0	0			5.4 War Reserve Stock Secondary Items			0	0
1.1.4 Hardship Duty Pay	0	0			5.5 Prepositioning Equipment Replacement (War Reserve Stock)			0	0
1.1.5 Subsistence	0	0			5.6 Prepositioning Munitions Replacement (War Reserve Stock)			0	0
1.1.6 Reserve Component Predeployment Training	0	0			5.7 Battle Damage Repair			0	0
1.1.7 Other Military Personnel (Special Pay)	3,877	59,970			TOTAL WORKING CAPITAL FUND SUPPORT			0	0
1.1.8 Active Component Overstrength	0	0			6.0 INVESTMENT COSTS				
Subtotal	3,877	59,970			6.1 Procurement				
1.2 Civilian Personnel					6.1.1 Aircraft Procurement			0	0
1.2.1 Civilian Premium Pay	0	0			6.1.2 Munition Procurement			0	0
1.2.2 Civilian Temporary Hires	0	0			6.1.3 Vehicle Procurement			0	0
Subtotal	0	0			6.1.4 Communication & Electronic Equipment Procurement			0	0
TOTAL PERSONNEL	3,877	59,970			6.1.5 Other Procurement			0	0
2.0 PERSONNEL SUPPORT COSTS					Subtotal			0	0
2.1 Temporary Duty (TDY)/Additional Duty (TAD)	2,808	11,241			6.2 Research, Development, Test & Evaluation				
2.2 Clothing & Other Equipment & Supplies	24,542	34,271			6.2.1 Basic Research			0	0
2.3 Medical Support/Health Services	618	741			6.2.2 Applied Research			0	0
2.4 Reserve Component Activation/Deactivation	0	0			6.2.3 Advanced Technology Development			0	0
2.5 Other Personnel Support	0	0			6.2.4 Advanced Component Development & Prototype			0	0
2.6 Rest & Recreation	0	0			6.2.5 System Development & Demonstration			0	0
TOTAL PERSONNEL SUPPORT	27,968	46,253			6.2.6 Management Support			0	0
3.0 OPERATING SUPPORT COSTS					6.2.7 Operational System Development			0	0
3.1 Training	225	300			Subtotal			0	0
3.2 Operation OPTEMPO (Fuel, Other POL, Parts)	4,520	109,635			6.3 Military Construction				
3.3 Other Supplies & Equipment	36,364	46,873			6.3.1 Major Construction			0	0
3.4 Facilities/Base Support	1,371	5,409			6.3.2 Minor Construction			0	0
3.5.1 Organization Level Maintenance	0	13			6.3.3 Family Housing (Construction)			0	0
3.5.2 Intermediate Level Maintenance	0	0			6.3.4 Family Housing (Operation & Maintenance)			0	0
3.5.3 Depot Level Maintenance	2,985	11,556			Subtotal			0	0
3.5.4 Contractor Logistics Support	1,410	1,880			TOTAL INVESTMENT			0	0
3.6 C4I	10,020	13,154			TOTAL COSTS BY APPROPRIATION			Monthly	Cumulative
3.7 Other Services/Miscellaneous Contracts	71,644	76,165			Military Personnel			3,877	59,970
TOTAL OPERATING SUPPORT	128,539	264,985			Operation & Maintenance			158,980	314,791
4.0 TRANSPORTATION COSTS					Working Capital Fund			0	0
4.1 Airlift	57	331			Investment			0	0
4.2 Sealift	0	0			Other			0	0
4.3 Ready Reserve Force/Fast Sealift Ships	0	0			GRAND TOTAL			162,857	374,761
4.4 Port Handling/Inland Transportation	1,500	2,001							
4.5 Other Transportation	916	1,221							
4.6 Second Destination Transportation	0	0							
TOTAL TRANSPORTATION	2,473	3,553							

SUPPLEMENTAL & COST OF WAR EXECUTION REPORT

NSA TOTALS

REPORT PERIOD - as of September 30, 2006

(Incremental Costs in Thousands of Dollars)

NSA					
			<u>5.0 WORKING CAPITAL FUND SUPPORT COSTS</u>	Monthly	Cumulative
1.0 PERSONNEL COSTS		Monthly			
		Cumulative			
1.1 Military Personnel			5.1 Depot Level Repairables	0	0
1.1.1 Reserve Components Called to Active Duty	0	0	5.2 Depot Maintenance	0	0
1.1.2 Imminent Danger or Hostile Fire Pay	0	0	5.3 Nonflying Hours Spares (War Reserve Stock)	0	0
1.1.3 Family Separation Allowance	0	0	5.4 War Reserve Stock Secondary Items	0	0
1.1.4 Hardship Duty Pay	0	0	5.5 Prepositioning Equipment Replacement (War Reserve Stock)	0	0
1.1.5 Subsistence	0	0	5.6 Prepositioning Munitions Replacement (War Reserve Stock)	0	0
1.1.6 Reserve Component Predeployment Training	0	0	5.7 Battle Damage Repair	0	0
1.1.7 Other Military Personnel (Special Pay)	0	0	TOTAL WORKING CAPITAL FUND SUPPORT	0	0
1.1.8 Active Component Overstrength	0	0	6.0 INVESTMENT COSTS		
Subtotal	0	0	6.1 Procurement		
1.2 Civilian Personnel			6.1.1 Aircraft Procurement	0	0
1.2.1 Civilian Premium Pay	0	0	6.1.2 Munition Procurement	0	0
1.2.2 Civilian Temporary Hires	0	0	6.1.3 Vehicle Procurement	0	0
Subtotal	0	0	6.1.4 Communication & Electronic Equipment Procurement	0	0
TOTAL PERSONNEL	0	0	6.1.5 Other Procurement	0	0
2.0 PERSONNEL SUPPORT COSTS			Subtotal	0	0
2.1 Temporary Duty (TDY)/Additional Duty (TAD)	0	0	6.2 Research, Development, Test & Evaluation		
2.2 Clothing & Other Equipment & Supplies	0	0	6.2.1 Basic Research	0	0
2.3 Medical Support/Health Services	0	0	6.2.2 Applied Research	0	0
2.4 Reserve Component Activation/Deactivation	0	0	6.2.3 Advanced Technology Development	0	0
2.5 Other Personnel Support	0	0	6.2.4 Advanced Component Development & Prototype	0	0
2.6 Rest & Recreation	0	0	6.2.5 System Development & Demonstration	0	0
TOTAL PERSONNEL SUPPORT	0	0	6.2.6 Management Support	0	2,500
3.0 OPERATING SUPPORT COSTS			6.2.7 Operational System Development	0	0
3.1 Training	0	0	Subtotal	0	2,500
3.2 Operation OPTEMPO (Fuel, Other POL, Parts)	0	0	6.3 Military Construction		
3.3 Other Supplies & Equipment	0	0	6.3.1 Major Construction	0	0
3.4 Facilities/Base Support	0	0	6.3.2 Minor Construction	0	0
3.5.1 Organization Level Maintenance	0	0	6.3.3 Family Housing (Construction)	0	0
3.5.2 Intermediate Level Maintenance	0	0	6.3.4 Family Housing (Operation & Maintenance)	0	0
3.5.3 Depot Level Maintenance	0	0	Subtotal	0	0
3.5.4 Contractor Logistics Support	0	0	TOTAL INVESTMENT	0	2,500
3.6 C4I	0	0	TOTAL COSTS BY APPROPRIATION		
3.7 Other Services/Miscellaneous Contracts	153	7,375		Monthly	Cumulative
TOTAL OPERATING SUPPORT	153	7,375	Military Personnel	0	0
4.0 TRANSPORTATION COSTS			Operation & Maintenance	153	7,375
4.1 Airlift	0	0	Working Capital Fund	0	0
4.2 Sealift	0	0	Investment	0	2,500
4.3 Ready Reserve Force/Fast Sealift Ships	0	0	Other	0	0
4.4 Port Handling/Inland Transportation	0	0	GRAND TOTAL	153	9,875
4.5 Other Transportation	0	0			
4.6 Second Destination Transportation	0	0			
TOTAL TRANSPORTATION	0	0			

SUPPLEMENTAL & COST OF WAR EXECUTION REPORT

OASD(NII) TOTALS

REPORT PERIOD - as of September 30, 2006

(Incremental Costs in Thousands of Dollars)

OASD(NII)					
			OASD(NII)		
1.0 PERSONNEL COSTS	Monthly	Cumulative	5.0 WORKING CAPITAL FUND SUPPORT COSTS	Monthly	Cumulative
1.1 Military Personnel			5.1 Depot Level Repairables	0	0
1.1.1 Reserve Components Called to Active Duty	0	0	5.2 Depot Maintenance	0	0
1.1.2 Imminent Danger or Hostile Fire Pay	0	0	5.3 Nonflying Hours Spares (War Reserve Stock)	0	0
1.1.3 Family Separation Allowance	0	0	5.4 War Reserve Stock Secondary Items	0	0
1.1.4 Hardship Duty Pay	0	0	5.5 Prepositioning Equipment Replacement (War Reserve Stock)	0	0
1.1.5 Subsistence	0	0	5.6 Prepositioning Munitions Replacement (War Reserve Stock)	0	0
1.1.6 Reserve Component Predeployment Training	0	0	5.7 Battle Damage Repair	0	0
1.1.7 Other Military Personnel (Special Pay)	0	0	TOTAL WORKING CAPITAL FUND SUPPORT	0	0
1.1.8 Active Component Overstrength	0	0	6.0 INVESTMENT COSTS		
Subtotal	0	0	6.1 Procurement		
1.2 Civilian Personnel			6.1.1 Aircraft Procurement	0	0
1.2.1 Civilian Premium Pay	0	0	6.1.2 Munition Procurement	0	0
1.2.2 Civilian Temporary Hires	0	0	6.1.3 Vehicle Procurement	0	0
Subtotal	0	0	6.1.4 Communication & Electronic Equipment Procurement	0	0
TOTAL PERSONNEL	0	0	6.1.5 Other Procurement	0	0
2.0 PERSONNEL SUPPORT COSTS			Subtotal	0	0
2.1 Temporary Duty (TDY)/Additional Duty (TAD)	0	0	6.2 Research, Development, Test & Evaluation		
2.2 Clothing & Other Equipment & Supplies	0	0	6.2.1 Basic Research	0	0
2.3 Medical Support/Health Services	0	0	6.2.2 Applied Research	0	0
2.4 Reserve Component Activation/Deactivation	0	0	6.2.3 Advanced Technology Development	0	0
2.5 Other Personnel Support	0	0	6.2.4 Advanced Component Development & Prototype	0	0
2.6 Rest & Recreation	0	0	6.2.5 System Development & Demonstration	0	0
TOTAL PERSONNEL SUPPORT	0	0	6.2.6 Management Support	0	0
3.0 OPERATING SUPPORT COSTS			6.2.7 Operational System Development	0	0
3.1 Training	0	0	Subtotal	0	0
3.2 Operation OPTEMPO (Fuel, Other POL, Parts)	0	0	6.3 Military Construction		
3.3 Other Supplies & Equipment	0	0	6.3.1 Major Construction	0	0
3.4 Facilities/Base Support	0	0	6.3.2 Minor Construction	0	0
3.5.1 Organization Level Maintenance	0	0	6.3.3 Family Housing (Construction)	0	0
3.5.2 Intermediate Level Maintenance	0	0	6.3.4 Family Housing (Operation & Maintenance)	0	0
3.5.3 Depot Level Maintenance	0	0	Subtotal	0	0
3.5.4 Contractor Logistics Support	0	0	TOTAL INVESTMENT	0	0
3.6 C4I	2,673	27,594	TOTAL COSTS BY APPROPRIATION		
3.7 Other Services/Miscellaneous Contracts	0	0	Military Personnel	0	0
TOTAL OPERATING SUPPORT	2,673	27,594	Operation & Maintenance	2,673	27,594
4.0 TRANSPORTATION COSTS			Working Capital Fund	0	0
4.1 Airlift	0	0	Investment	0	0
4.2 Sealift	0	0	Other	0	0
4.3 Ready Reserve Force/Fast Sealift Ships	0	0	GRAND TOTAL	2,673	27,594
4.4 Port Handling/Inland Transportation	0	0			
4.5 Other Transportation	0	0			
4.6 Second Destination Transportation	0	0			
TOTAL TRANSPORTATION	0	0			



OFFICE OF THE ASSISTANT SECRETARY OF DEFENSE
6000 DEFENSE PENTAGON
WASHINGTON, DC 20301-6000

**NETWORKS AND
INFORMATION INTEGRATION**

October 19, 2006

I affirm the September 2006 cost data being submitted by the OASD(NII) DoD CIO is a fair representation of our on-going activities related the Global War on Terror (GWOT) specifically Operation Enduring Freedom (OEF) and Operation Iraq Freedom (OIF). Analysis is included to assist in interpretation of the costs presented.



SUPPLEMENTAL & COST OF WAR EXECUTION REPORT

OUSD(P) TOTALS

REPORT PERIOD - as of September 30, 2006

(Incremental Costs in Thousands of Dollars)

OUSD(P)				
			Monthly	Cumulative
1.0 PERSONNEL COSTS				
1.1 Military Personnel				
1.1.1 Reserve Components Called to Active Duty	0	0		
1.1.2 Imminent Danger or Hostile Fire Pay	0	0		
1.1.3 Family Separation Allowance	0	0		
1.1.4 Hardship Duty Pay	0	0		
1.1.5 Subsistence	0	0		
1.1.6 Reserve Component Predeployment Training	0	0		
1.1.7 Other Military Personnel (Special Pay)	0	0		
1.1.8 Active Component Overstrength	0	0		
Subtotal	0	0		
1.2 Civilian Personnel				
1.2.1 Civilian Premium Pay	0	0		
1.2.2 Civilian Temporary Hires	0	0		
Subtotal	0	0		
TOTAL PERSONNEL	0	0		
2.0 PERSONNEL SUPPORT COSTS				
2.1 Temporary Duty (TDY)/Additional Duty (TAD)	0	0		
2.2 Clothing & Other Equipment & Supplies	0	0		
2.3 Medical Support/Health Services	0	0		
2.4 Reserve Component Activation/Deactivation	0	0		
2.5 Other Personnel Support	0	0		
2.6 Rest & Recreation	0	0		
TOTAL PERSONNEL SUPPORT	0	0		
3.0 OPERATING SUPPORT COSTS				
3.1 Training	0	0		
3.2 Operation OPTEMPO (Fuel, Other POL, Parts)	0	0		
3.3 Other Supplies & Equipment	0	0		
3.4 Facilities/Base Support	0	0		
3.5.1 Organization Level Maintenance	0	0		
3.5.2 Intermediate Level Maintenance	0	0		
3.5.3 Depot Level Maintenance	0	0		
3.5.4 Contractor Logistics Support	0	0		
3.6 C4I	0	0		
3.7 Other Services/Miscellaneous Contracts	5,000	5,000		
TOTAL OPERATING SUPPORT	5,000	5,000		
4.0 TRANSPORTATION COSTS				
4.1 Airlift	0	0		
4.2 Sealift	0	0		
4.3 Ready Reserve Force/Fast Sealift Ships	0	0		
4.4 Port Handling/Inland Transportation	0	0		
4.5 Other Transportation	0	0		
4.6 Second Destination Transportation	0	0		
TOTAL TRANSPORTATION	0	0		
5.0 WORKING CAPITAL FUND SUPPORT COSTS			Monthly	Cumulative
5.1 Depot Level Repairables			0	0
5.2 Depot Maintenance			0	0
5.3 Nonflying Hours Spares (War Reserve Stock)			0	0
5.4 War Reserve Stock Secondary Items			0	0
5.5 Prepositioning Equipment Replacement (War Reserve Stock)			0	0
5.6 Prepositioning Munitions Replacement (War Reserve Stock)			0	0
5.7 Battle Damage Repair			0	0
TOTAL WORKING CAPITAL FUND SUPPORT			0	0
6.0 INVESTMENT COSTS				
6.1 Procurement				
6.1.1 Aircraft Procurement			0	0
6.1.2 Munition Procurement			0	0
6.1.3 Vehicle Procurement			0	0
6.1.4 Communication & Electronic Equipment Procurement			0	0
6.1.5 Other Procurement			0	0
Subtotal			0	0
6.2 Research, Development, Test & Evaluation				
6.2.1 Basic Research			0	0
6.2.2 Applied Research			0	0
6.2.3 Advanced Technology Development			0	0
6.2.4 Advanced Component Development & Prototype			0	0
6.2.5 System Development & Demonstration			0	0
6.2.6 Management Support			0	0
6.2.7 Operational System Development			0	0
Subtotal			0	0
6.3 Military Construction				
6.3.1 Major Construction			0	0
6.3.2 Minor Construction			0	0
6.3.3 Family Housing (Construction)			0	0
6.3.4 Family Housing (Operation & Maintenance)			0	0
Subtotal			0	0
TOTAL INVESTMENT			0	0
TOTAL COSTS BY APPROPRIATION			Monthly	Cumulative
Military Personnel			0	0
Operation & Maintenance			5,000	5,000
Working Capital Fund			0	0
Investment			0	0
Other			0	0
GRAND TOTAL			5,000	5,000

SUPPLEMENTAL & COST OF WAR EXECUTION REPORT

SPECIAL OPERATIONS TOTALS

REPORT PERIOD - as of September 30, 2006

(Incremental Costs in Thousands of Dollars)

Special Operations				
			Monthly	Cumulative
1.0 PERSONNEL COSTS				
1.1 Military Personnel				
1.1.1 Reserve Components Called to Active Duty	0	0		
1.1.2 Imminent Danger or Hostile Fire Pay	0	0		
1.1.3 Family Separation Allowance	0	0		
1.1.4 Hardship Duty Pay	0	0		
1.1.5 Subsistence	0	0		
1.1.6 Reserve Component Predeployment Training	0	0		
1.1.7 Other Military Personnel (Special Pay)	0	0		
1.1.8 Active Component Overstrength	0	0		
Subtotal	0	0		
1.2 Civilian Personnel				
1.2.1 Civilian Premium Pay	1,643	7,728		
1.2.2 Civilian Temporary Hires	145	10,428		
Subtotal	1,788	18,156		
TOTAL PERSONNEL	1,788	18,156		
2.0 PERSONNEL SUPPORT COSTS				
2.1 Temporary Duty (TDY)/Additional Duty (TAD)	2,113	92,528		
2.2 Clothing & Other Equipment & Supplies	(1,735)	2,697		
2.3 Medical Support/Health Services	255	2,975		
2.4 Reserve Component Activation/Deactivation	0	0		
2.5 Other Personnel Support	(4,249)	8		
2.6 Rest & Recreation	0	0		
TOTAL PERSONNEL SUPPORT	(3,616)	98,208		
3.0 OPERATING SUPPORT COSTS				
3.1 Training	7,601	36,853		
3.2 Operation OPTEMPO (Fuel, Other POL, Parts)	30,078	114,794		
3.3 Other Supplies & Equipment	30,944	169,976		
3.4 Facilities/Base Support	(4,494)	2,493		
3.5.1 Organization Level Maintenance	4,123	22,479		
3.5.2 Intermediate Level Maintenance	0	0		
3.5.3 Depot Level Maintenance	6,654	19,866		
3.5.4 Contractor Logistics Support	3,745	76,732		
3.6 C4I	21,289	180,876		
3.7 Other Services/Miscellaneous Contracts	44,243	413,836		
TOTAL OPERATING SUPPORT	144,183	1,037,905		
4.0 TRANSPORTATION COSTS				
4.1 Airlift	(6,351)	290,444		
4.2 Sealift	76	158		
4.3 Ready Reserve Force/Fast Sealift Ships	0	0		
4.4 Port Handling/Inland Transportation	160	1,958		
4.5 Other Transportation	685	4,544		
4.6 Second Destination Transportation	0	2		
TOTAL TRANSPORTATION	(5,430)	297,106		
5.0 WORKING CAPITAL FUND SUPPORT COSTS			Monthly	Cumulative
5.1 Depot Level Repairables			0	0
5.2 Depot Maintenance			0	0
5.3 Nonflying Hours Spares (War Reserve Stock)			0	0
5.4 War Reserve Stock Secondary Items			0	0
5.5 Prepositioning Equipment Replacement (War Reserve Stock)			0	0
5.6 Prepositioning Munitions Replacement (War Reserve Stock)			0	0
5.7 Battle Damage Repair			0	0
TOTAL WORKING CAPITAL FUND SUPPORT			0	0
6.0 INVESTMENT COSTS				
6.1 Procurement				
6.1.1 Aircraft Procurement			3,549	128,109
6.1.2 Munition Procurement			10,986	146,753
6.1.3 Vehicle Procurement			0	0
6.1.4 Communication & Electronic Equipment Procurement			0	0
6.1.5 Other Procurement			2,679	605,736
Subtotal			17,214	880,598
6.2 Research, Development, Test & Evaluation				
6.2.1 Basic Research			0	0
6.2.2 Applied Research			0	0
6.2.3 Advanced Technology Development			0	0
6.2.4 Advanced Component Development & Prototype			0	0
6.2.5 System Development & Demonstration			0	0
6.2.6 Management Support			0	0
6.2.7 Operational System Development			0	0
Subtotal			0	0
6.3 Military Construction				
6.3.1 Major Construction			0	0
6.3.2 Minor Construction			0	0
6.3.3 Family Housing (Construction)			0	0
6.3.4 Family Housing (Operation & Maintenance)			0	0
Subtotal			0	0
TOTAL INVESTMENT			17,214	880,598
TOTAL COSTS BY APPROPRIATION			Monthly	Cumulative
Military Personnel			0	0
Operation & Maintenance			136,925	1,451,375
Working Capital Fund			0	0
Investment			17,214	880,598
Other			0	0
GRAND TOTAL			154,139	2,331,973



UNITED STATES SPECIAL OPERATIONS COMMAND

7701 TAMPA POINT BLVD.
MACDILL AIR FORCE BASE, FLORIDA 33621-5323

24 OCT 2006

SORR-J8-C

MEMORANDUM FOR DFAS-DE

SUBJECT: Monthly Cost of War Reports

I affirm the September/2006 cost data being submitted by USSOCOM is a fair representation of our on-going activities related to the Global War on Terrorism (GWOT), Contingency Operations (ConOps), and Disaster Relief Efforts. Analysis is included to assist in interpretation of the costs presented and the methodologies used to gather data not readily available within our accounting systems.

(b)(6)

A large rectangular area of the document is redacted with a solid grey fill.

SUPPLEMENTAL & COST OF WAR EXECUTION REPORT

WHS TOTALS

REPORT PERIOD - as of September 30, 2006

(Incremental Costs in Thousands of Dollars)

WHS									
1.0 PERSONNEL COSTS			Monthly Cumulative		5.0 WORKING CAPITAL FUND SUPPORT COSTS			Monthly Cumulative	
1.1 Military Personnel					5.1 Depot Level Repairables		0	0	
1.1.1 Reserve Components Called to Active Duty	0	0			5.2 Depot Maintenance		0	0	
1.1.2 Imminent Danger or Hostile Fire Pay	0	0			5.3 Nonflying Hours Spares (War Reserve Stock)		0	0	
1.1.3 Family Separation Allowance	0	0			5.4 War Reserve Stock Secondary Items		0	0	
1.1.4 Hardship Duty Pay	0	0			5.5 Prepositioning Equipment Replacement (War Reserve Stock)		0	0	
1.1.5 Subsistence	0	0			5.6 Prepositioning Munitions Replacement (War Reserve Stock)		0	0	
1.1.6 Reserve Component Predeployment Training	0	0			5.7 Battle Damage Repair		0	0	
1.1.7 Other Military Personnel (Special Pay)	0	0			TOTAL WORKING CAPITAL FUND SUPPORT		0	0	
1.1.8 Active Component Overstrength	0	0							
Subtotal	0	0			6.0 INVESTMENT COSTS				
1.2 Civilian Personnel					6.1 Procurement				
1.2.1 Civilian Premium Pay	355	3,832			6.1.1 Aircraft Procurement		0	0	
1.2.2 Civilian Temporary Hires	0	0			6.1.2 Munition Procurement		0	0	
Subtotal	355	3,832			6.1.3 Vehicle Procurement		0	0	
TOTAL PERSONNEL	355	3,832			6.1.4 Communication & Electronic Equipment Procurement		0	0	
2.0 PERSONNEL SUPPORT COSTS					6.1.5 Other Procurement		0	0	
2.1 Temporary Duty (TDY)/Additional Duty (TAD)	28	276			Subtotal		0	0	
2.2 Clothing & Other Equipment & Supplies	0	0			6.2 Research, Development, Test & Evaluation				
2.3 Medical Support/Health Services	0	0			6.2.1 Basic Research		0	0	
2.4 Reserve Component Activation/Deactivation	0	0			6.2.2 Applied Research		0	0	
2.5 Other Personnel Support	6,163	8,822			6.2.3 Advanced Technology Development		0	0	
2.6 Rest & Recreation	0	0			6.2.4 Advanced Component Development & Prototype		0	0	
TOTAL PERSONNEL SUPPORT	6,191	9,098			6.2.5 System Development & Demonstration		0	0	
3.0 OPERATING SUPPORT COSTS					6.2.6 Management Support		0	0	
3.1 Training	0	0			6.2.7 Operational System Development		0	0	
3.2 Operation OPTEMPO (Fuel, Other POL, Parts)	0	0			Subtotal		0	0	
3.3 Other Supplies & Equipment	0	0			6.3 Military Construction				
3.4 Facilities/Base Support	0	0			6.3.1 Major Construction		0	0	
3.5.1 Organization Level Maintenance	0	0			6.3.2 Minor Construction		0	0	
3.5.2 Intermediate Level Maintenance	0	0			6.3.3 Family Housing (Construction)		0	0	
3.5.3 Depot Level Maintenance	0	0			6.3.4 Family Housing (Operation & Maintenance)		0	0	
3.5.4 Contractor Logistics Support	0	0			Subtotal		0	0	
3.6 C4I	0	0			TOTAL INVESTMENT		0	0	
3.7 Other Services/Miscellaneous Contracts	13	30			TOTAL COSTS BY APPROPRIATION				
TOTAL OPERATING SUPPORT	13	30							
4.0 TRANSPORTATION COSTS									
4.1 Airlift	0	0							
4.2 Sealift	0	0			Military Personnel		0	0	
4.3 Ready Reserve Force/Fast Sealift Ships	0	0			Operation & Maintenance		6,559	12,960	
4.4 Port Handling/Inland Transportation	0	0			Working Capital Fund		0	0	
4.5 Other Transportation	0	0			Investment		0	0	
4.6 Second Destination Transportation	0	0			Other		0	0	
TOTAL TRANSPORTATION	0	0			GRAND TOTAL		6,559	12,960	

October 24, 2006

SUBJECT: Affirmation Authority for Contingency Operation and Disaster Relief Cost Reports

I affirm the September 2006 cost data being submitted by Washington Headquarters Services is a fair representation of our on-going activities related to the Global War on Terror (GWOT), Contingency Operations (ConOps) and Disaster Relief Efforts. Analysis is included to assist in interpretation of the costs presented and the methodologies used to gather data not readily available within our *accounting systems*.

(b)(6)

