FOREIGN MILITARY SALES, FOREIGN MILITARY CONSTRUCTION SALES AND MILITARY ASSISTANCE FACTS

AS OF SEPTEMBER 30, 1999

PUBLISHED BY
DEPUTY FOR FINANCIAL MANAGEMENT
COMPTROLLER, DSAA

TABLE OF CONTENTS

NARRATIVE DESCRIPTION OF STATISTICAL TABLES iv
GRAPH - FOREIGN MILITARY SALES AGREEMENTS (DEFENSE ARTICLES & SERVICES AND CONSTRUCTION 1
*FOREIGN MILITARY SALES AGREEMENTS 2
*FOREIGN MILITARY CONSTRUCTION SALES AGREEMENTS. 12
GRAPH - FOREIGN MILITARY SALES DELIVERIES (DEFENSE ARTICLES & SERVICES AND CONSTRUCTION 17
*FOREIGN MILITARY SALES DELIVERIES 18
*FOREIGN MILITARY CONSTRUCTION SALES DELIVERIES. 26
GRAPH - FOREIGN MILITARY FINANCING PROGRAM 31
FOREIGN MILITARY FINANCING PROGRAM 32
COMMERCIAL EXPORTS LICENSED UNDER ARMS EXPORT CONTROL ACT 60
MILITARY ASSISTANCE PROGRAM MERGER FUNDS. 72
GRAPH - MILITARY ASSISTANCE PROGRAM 77
MILITARY ASSISTANCE PROGRAM 78
GRAPH - MILITARY ASSISTANCE PROGRAM DELIVERIES/EXPENDITURES 85
MILITARY ASSISTANCE PROGRAM DELIVERIES/EXPENDITURES 86
MAP EXCESS DEFENSE ARTICLES PROGRAM - ACQUISITION COST. 92
MAP EXCESS DEFENSE ARTICLES DELIVERED - ACQUISITION COST. 96
GRAPH - IMET PROGRAM/DELIVERIES 101
INTERNATIONAL MILITARY EDUCATION AND TRAINING PROGRAM/DELIVERIES. 102
SUMMARY OF STUDENTS TRAINED UNDER IMET. 112

*The data in this publication regarding Foreign Military Sales Agreements and Deliveries portrays only sales and deliveries of defense articles and defense services. In accordance with Section 29 of the Arms Export Control Act, Foreign Military Construction Sales Agreements and Deliveries are shown separately in tables on pages 12 and 26 of this publication.

NARRATIVE DESCRIPTION OF STATISTICAL TABLES

1. **FOREIGN MILITARY SALES (FMS) AGREEMENTS** - Total dollar value of defense articles and defense services purchased with cash, credit, and MAP Merger Funds by a foreign government or international organization in any fiscal year. Also see Item 7, Military Assistance Program Merger Funds.

2. **FOREIGN MILITARY SALES (FMS) DELIVERIES** - Total dollar value of defense articles and defense services delivered to a foreign government or international organization in any fiscal year. After implementing an FMS agreement, the responsible military department directs release of materiel from stocks or procurement or provision of services or training. As execution progresses, the military department reports accrued expenditures and physical deliveries within 30 days of date of shipment or performance.

3. **FOREIGN MILITARY CONSTRUCTION SALES (FMCS) AGREEMENTS** - Total dollar value of design and construction services purchased by a foreign government in any fiscal year.

4. **FOREIGN MILITARY CONSTRUCTION SALES (FMCS) DELIVERIES** - Total dollar value of disbursements against design and construction services provided to a foreign government in any fiscal year. Also see Item 2, Foreign Military Sales Deliveries.

5. **FOREIGN MILITARY FINANCING (FMF) PROGRAM** - The amount of credit extended to a foreign government or international organization in any fiscal year for the procurement of defense articles, defense services, and design and construction services. Such procurements may be from U.S. military departments under FMS/FMCS, or may be negotiated directly with U.S. commercial suppliers following the approval of DoD. FMF credits are issued in the form of DoD direct loans which require repayment, or DoD direct loans for which repayment has been waived by the Congress. Annual foreign military financing programs may be applied to FMS/FMCS or commercial procurement contracts negotiated in prior, current or subsequent years within the parameters of the applicable purchase and loan financing agreements.

6. **COMMERCIAL EXPORTS** - The total dollar value of deliveries made against purchases of munitions-controlled items by foreign governments directly from U.S. manufacturers. The data are compiled by the Office of Defense Trade Controls (DTC), Department of

State, from shippers' export documents and completed licenses returned to DTC from ports of exit by the U.S. Customs Service.

7. **MILITARY ASSISTANCE PROGRAM (MAP) MERGER FUNDS** - Approved funds which are transferred to the FMS Trust Fund and merged with countries' FMS funds. MAP "merger" funds are non-repayable, and may be used solely to meet obligations of the recipient countries for payment of FMS/FMCS purchases; they are not available to finance procurements from U.S. commercial suppliers.

8. **MILITARY ASSISTANCE PROGRAM (MAP)** - The dollar amount of materiel and services (other than training) programmed for a particular foreign country in any fiscal year for which the U.S. Government receives no dollar reimbursement.

9. **MILITARY ASSISTANCE PROGRAM (MAP) DELIVERIES/EXPENDITURES** - The dollar amount of materiel and services (other than training) delivered or expended against amounts programmed in the current fiscal year or prior fiscal years.

10. **EXCESS DEFENSE ARTICLES PROGRAM - ACQUISITION COST** - Total dollar value of excess defense articles transferred to a foreign country or international organization at the original acquisition cost. Excess defense articles are defined as being owned by the U.S. Government and not procured in anticipation of military assistance or sales requirements, or pursuant to a military assistance or sales order, which are excess to Department of Defense requirements at the time such articles are dropped from inventory by the supplying agency.

11. **EXCESS DEFENSE ARTICLES DELIVERED - ACQUISITION COST** - Total dollar value of excess defense articles delivered to a recipient country in any fiscal year at original acquisition cost.

12. **INTERNATIONAL MILITARY EDUCATION & TRAINING (IMET) PROGRAM/DELIVERIES** - The dollar value allocated in any fiscal year for the training of foreign military students both overseas and in the continental United States, and the cost of training aids and materials associated with such training, for which the U.S. Government receives no dollar reimbursement. This program is considered fully delivered when funded.

FOREIGN MILITARY SALES AGREEMENTS
INCLUDES CONSTRUCTION
(Dollars in Billions)

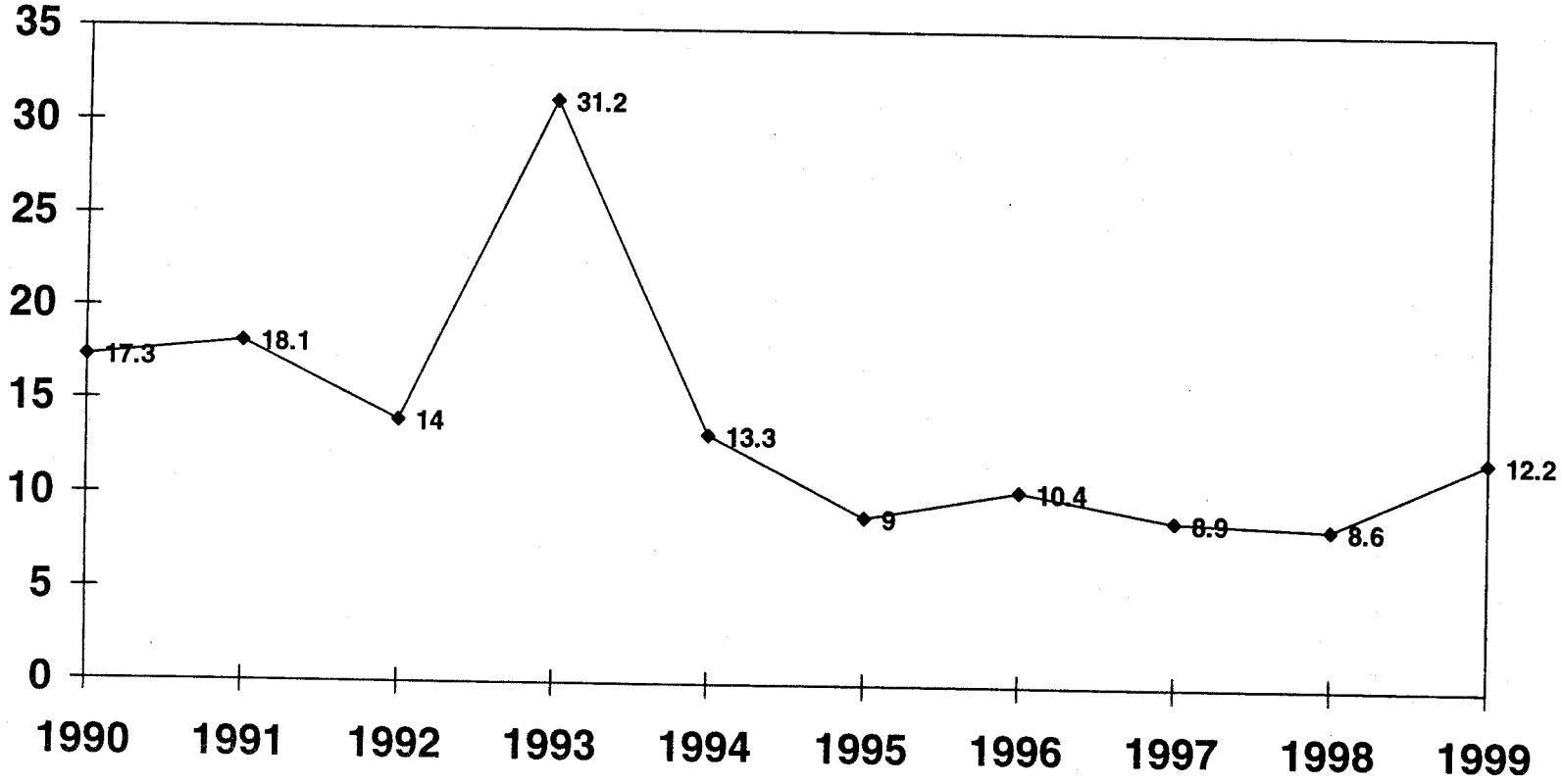

FOREIGN MILITARY SALES AGREEMENTS

(DOLLARS IN THOUSANDS)

	FY 1950 FY 1989	FY 1990	FY 1991	FY 1992	FY 1993	FY 1994
WORLDWIDE	172,227,070	16,613,968	17,323,557	13,900,545	31,108,690	13,291,668
EAST ASIA AND PACIFIC	29,990,176	2,962,213	2,323,872	3,870,950	8,781,359	3,322,206
AUSTRALIA	7,144,386	233,559	241,768	142,806	285,789	237,554
BRUNEI	404	2	7	-	-	-
CAMBODIA	-	-	-	-	-	-
CHINA	259,714	-	-	-	-	-
FIJI	1,829	-	-	-	-	-
INDOCHINA	8,542	-	-	-	-	-
INDONESIA	644,080	17,999	25,924	10,835	29,815	11,014
JAPAN	4,812,873	1,408,099	827,209	351,312	1,381,528	749,685
KOREA (SEOUL)	5,002,684	467,912	408,483	2,351,640	231,251	387,397
LAOS	-	-	-	-	-	-
MALAYSIA	177,780	8,433	4,068	4,545	2,385	711,522
MYANMAR	8,735	-	-	-	-	-
NEW ZEALAND	256,178	25,816	9,840	6,700	9,886	16,053
PAPUA NEW GUINEA	327	-	-	-	-	-
REP OF PHILIPPINES	663,708	109,196	144,670	44,333	80,551	21,495
SINGAPORE	1,105,218	28,065	77,526	37,073	98,347	588,289
TAIWAN	7,245,971	500,286	473,592	477,904	6,275,524	360,891
THAILAND	2,656,579	162,845	110,535	443,803	386,284	238,294
TONGA	-	-	250	-	-	12
VIETNAM	1,167	-	-	-	-	-
NEAR EAST AND SOUTH ASIA	79,032,107	10,905,141	11,449,482	2,651,960	15,083,001	4,841,239
ALGERIA	3,838	74	2,123	-	-	-
BAHRAIN	740,059	87,928	71,237	17,196	96,027	37,672
BANGLADESH	3,134	-	-	-	-	-
EGYPT	10,560,698	970,150	1,631,731	631,563	447,302	443,047
INDIA	83,880	4	2,000	-	1	-
IRAN	10,923,520	-	-	-	-	-
IRAQ	13,152	-	-	-	-	-
ISRAEL	13,416,221	375,561	356,370	97,462	163,180	2,189,393
JORDAN	1,788,336	26,666	406	6,864	15,637	39,138
KUWAIT	3,362,966	49,226	148,823	439,423	2,868,949	181,214
LEBANON	558,456	-	-	-	3,427	29,707
LIBYA	28,249	-	-	-	-	-
MOROCCO	958,393	49,152	22,364	13,859	13,303	16,341
NEPAL	479	276	500	-	-	-
OMAN	91,073	64,051	752	5,262	6,287	1,381
PAKISTAN	3,618,434	120,257	-	-	-	-
QATAR	1,926	-	59	1,940	305	4,031
SAUDI ARABIA	30,977,651	9,119,607	9,174,959	936,483	11,379,338	1,627,499
SRI LANKA	1,810	-	-	-	-	185
SYRIA	1	-	-	-	-	-
TUNISIA	550,913	33,328	14,110	9,624	22,123	18,765

TOTALS MAY NOT ADD DUE TO ROUNDING

* LESS THAN $500

AS OF 30 SEP 99

FOREIGN MILITARY SALES AGREEMENTS

(DOLLARS IN THOUSANDS)

FY 1995	FY 1996	FY 1997	FY 1998	FY 1999	FY 1950 FY 1999	
8,950,084	10,294,849	8,841,512	8,265,042	11,995,255	312,812,240	WORLDWIDE
2,028,925	2,969,122	2,280,633	1,486,583	2,607,756	62,623,795	EAST ASIA AND PACIFIC
167,901	173,747	287,524	216,233	422,460	9,553,728	AUSTRALIA
40	-	69	-	-	522	BRUNEI
1,736	652	1,246	1,516	200	5,350	CAMBODIA
-	-	-	-	-	259,714	CHINA
15	-	-	-	-	1,844	FIJI
-	-	-	-	-	8,542	INDOCHINA
11,848	27,786	793	283	1,638	782,014	INDONESIA
719,104	524,556	346,758	348,039	226,450	11,695,613	JAPAN
476,462	889,018	853,987	266,929	510,615	11,846,377	KOREA (SEOUL)
-	-	1,070	435	-	1,505	LAOS
23,048	5,524	11,481	970	30,683	980,438	MALAYSIA
-	-	-	-	-	8,735	MYANMAR
9,451	7,377	24,271	13,830	119,567	498,971	NEW ZEALAND
-	-	-	-	-	327	PAPUA NEW GUINEA
22,920	21,583	20,055	3,425	9,803	1,141,739	REP OF PHILIPPINES
201,521	310,849	192,230	150,343	680,943	3,470,404	SINGAPORE
208,003	453,434	353,737	440,921	559,401	17,349,664	TAIWAN
186,876	554,549	187,413	43,659	45,996	5,016,833	THAILAND
-	47	-	-	-	309	TONGA
-	-	-	-	-	1,167	VIETNAM
2,404,623	4,108,150	2,513,226	4,241,970	6,179,729	143,410,628	NEAR EAST AND SOUTH ASIA
-	-	-	-	303	6,337	ALGERIA
53,298	97,897	54,049	286,253	11,617	1,553,235	BAHRAIN
7,529	-	1,592	31,708	-	43,963	BANGLADESH
1,051,717	1,397,701	1,065,593	949,426	1,944,431	21,093,360	EGYPT
15	-	299	5	-	86,204	INDIA
-	-	-	-	-	10,923,520	IRAN
-	-	-	-	-	13,152	IRAQ
645,744	849,941	524,988	628,399	2,320,420	21,567,680	ISRAEL
15,002	216,660	18,253	16,689	10,445	2,154,096	JORDAN
83,693	235,727	48,116	92,357	465,745	7,976,239	KUWAIT
64,966	16,116	21,960	7,865	257	702,754	LEBANON
-	-	-	-	-	28,249	LIBYA
13,927	5,579	3,466	2,114	3,656	1,102,155	MOROCCO
-	-	-	-	-	1,255	NEPAL
7,291	2,933	11,541	1,972	4,244	196,788	OMAN
78	-	101	37	-	3,738,906	PAKISTAN
-	-	-	-	-	8,261	QATAR
444,681	1,275,409	742,372	2,153,039	1,368,794	69,199,831	SAUDI ARABIA
67	123	74	3	-	2,262	SRI LANKA
-	-	-	-	-	1	SYRIA
11,917	7,243	15,235	2,282	1,557	687,096	TUNISIA

TOTALS MAY NOT ADD DUE TO ROUNDING

* LESS THAN $500

AS OF 30 SEP 99

FOREIGN MILITARY SALES AGREEMENTS (CONTINUED)

(DOLLARS IN THOUSANDS)

	FY 1950 FY 1989	FY 1990	FY 1991	FY 1992	FY 1993	FY 1994
NEAR EAST AND SOUTH ASIA (CONTINUED)						
UNITED ARAB EMIRATES	-	-	-	-	-	-
UNITED ARAB EMIRATES	1,022,681	8,221	24,048	492,283	67,122	252,866
YEMEN	326,237	639	-	-	-	-
EUROPE	53,346,314	2,314,333	2,211,193	5,932,662	6,211,887	4,293,099
ALBANIA	-	-	-	-	-	5
AUSTRIA	226,629	35,545	32,512	3,771	4,253	27,959
BELGIUM	2,842,338	100,607	105,478	34,811	328,688	19,930
BOSNIA-HERZEGOVINA	-	-	-	-	-	-
BULGARIA	-	-	-	-	-	-
CZECH REPUBLIC	-	-	-	-	-	-
DENMARK	1,527,080	63,991	73,960	61,979	330,378	48,994
ESTONIA	-	-	-	-	17	-
FINLAND	16,457	14	21	2,427,009	63	544,918
FRANCE	1,039,469	75,633	70,576	27,208	51,984	49,333
GEORGIA	-	-	-	-	-	-
GERMANY	11,149,967	302,440	297,052	173,943	177,340	186,698
GREECE	2,775,921	182,119	258,360	548,309	1,550,530	317,417
HUNGARY	-	-	-	-	11,435	-
ICELAND	544	-	-	-	-	-
IRELAND	897	-	-	-	48	-
ITALY	1,436,034	112,723	86,579	202,614	103,384	45,788
KAZAKHSTAN	-	-	-	-	-	-
KYRGYZSTAN	-	-	-	-	-	-
LATVIA	-	-	-	-	-	27
LITHUANIA	-	-	-	-	-	-
LUXEMBOURG	7,500	95	182	162	331	365
MACEDONIA (FYROM)	-	-	-	-	-	-
MALTA	-	-	132	1	60	-
MOLDOVA	-	-	-	-	-	-
NETHERLANDS	5,346,458	147,310	313,041	300,275	740,578	47,026
NORWAY	2,202,945	52,032	76,235	40,738	416,078	137,762
POLAND	-	-	-	-	-	-
PORTUGAL	554,548	13,686	407,621	29,597	15,707	8,352
ROMANIA	-	-	-	-	-	-
SLOVAKIA	-	-	-	-	-	-
SLOVENIA	-	-	-	-	-	-
SPAIN	5,162,542	347,140	105,676	97,104	116,729	57,434
SWEDEN	293,244	1,896	3,958	38,323	6,511	33,661
SWITZERLAND	1,180,154	63,801	10,975	3,821	1,681,839	36,923
TURKEY	6,995,068	432,830	189,728	1,768,290	557,749	2,146,462
UKRAINE	-	-	-	-	-	-
UNITED KINGDOM	10,504,816	382,472	179,109	174,705	118,186	584,046
UZBEKISTAN	-	-	-	-	-	-

TOTALS MAY NOT ADD DUE TO ROUNDING * LESS THAN $500

AS OF 30 SEP 99

FOREIGN MILITARY SALES AGREEMENTS (CONTINUED)

(DOLLARS IN THOUSANDS)

FY 1995	FY 1996	FY 1997	FY 1998	FY 1999	FY 1950 FY 1999	
						NEAR EAST AND SOUTH ASIA (CONTINUED)
-	-	-	-	16,728	16,728	UNITED ARAB EMIRATES
4,698	2,822	5,586	69,822	31,231	1,981,379	UNITED ARAB EMIRATES
-	-	-	-	300	327,176	YEMEN
3,671,407	2,354,881	2,965,416	1,646,315	2,413,002	87,360,509	EUROPE
-	3,417	759	-	1,512	5,692	ALBANIA
10,473	11,829	27,187	1,603	5,804	387,564	AUSTRIA
24,234	57,507	122,049	20,580	60,194	3,716,416	BELGIUM
-	71	2,103	168	3,470	5,812	BOSNIA-HERZEGOVINA
-	*	4,332	3,523	1,005	8,860	BULGARIA
-	7,656	2,268	5,886	8,831	24,641	CZECH REPUBLIC
38,001	138,264	32,558	10,476	116,300	2,441,980	DENMARK
193	698	999	5,243	2,658	9,807	ESTONIA
218,166	1,832	291	1,820	4,097	3,214,687	FINLAND
722,333	23,090	102,163	20,621	67,413	2,249,822	FRANCE
-	-	-	1,499	3,029	4,528	GEORGIA
268,950	266,507	325,754	185,696	287,479	13,621,826	GERMANY
203,326	276,972	224,467	531,357	393,111	7,261,890	GREECE
-	2,340	6,905	5,648	6,012	32,340	HUNGARY
-	12	-	-	-	556	ICELAND
45	-	-	-	45	1,034	IRELAND
31,059	78,220	41,194	94,816	39,859	2,272,269	ITALY
-	-	-	1,746	-	1,746	KAZAKHSTAN
-	-	-	-	901	901	KYRGYZSTAN
234	531	1,417	4,696	2,871	9,776	LATVIA
379	300	1,175	4,081	393	6,328	LITHUANIA
69	3,218	4,326	742	2,407	19,397	LUXEMBOURG
-	-	2,057	10,516	3,529	16,102	MACEDONIA (FYROM)
12	-	-	-	-	204	MALTA
-	-	-	781	2,255	3,037	MOLDOVA
937,501	151,512	225,314	193,582	96,035	8,498,631	NETHERLANDS
13,219	477,116	64,494	79,945	52,850	3,613,412	NORWAY
-	7,294	4,893	9,615	24,140	45,942	POLAND
12,423	3,956	19,241	18,049	313,362	1,396,542	PORTUGAL
12,431	6,450	331	4,883	11,118	35,212	ROMANIA
*	1,450	2,003	5,039	2,637	11,129	SLOVAKIA
-	211	216	5,735	1,912	8,074	SLOVENIA
401,457	120,014	828,768	67,256	336,557	7,640,676	SPAIN
12,664	11,683	6,194	2,388	613	411,134	SWEDEN
22,382	6,234	13,413	8,925	82,594	3,111,059	SWITZERLAND
573,021	232,499	339,597	240,518	358,295	13,834,057	TURKEY
-	-	-	1,133	864	1,997	UKRAINE
168,837	463,997	558,949	96,175	116,248	13,347,541	UNITED KINGDOM
-	-	-	1,579	2,604	4,183	UZBEKISTAN

TOTALS MAY NOT ADD DUE TO ROUNDING

* LESS THAN $500

AS OF 30 SEP 99

FOREIGN MILITARY SALES AGREEMENTS (CONTINUED)

(DOLLARS IN THOUSANDS)

	FY 1950 FY 1989	FY 1990	FY 1991	FY 1992	FY 1993	FY 1994
EUROPE (CONTINUED)						
YUGOSLAVIA	83,704	-	-	-	-	-
AFRICA	1,168,493	27,415	17,258	16,688	21,592	12,727
BENIN	*	-	76	-	-	250
BOTSWANA	14,437	727	456	862	2,215	1,920
BURUNDI	-	-	-	65	7	-
CAMEROON	46,368	463	11	563	25	-
CAPE VERDE	-	23	11	1,648	-	20
CENTRAL AFRICAN REP	434	6	11	125	-	-
CHAD	20,968	6,411	-	2,480	1,616	786
COMOROS	-	-	-	-	80	-
CONGO (BRAZZAVILLE)	-	-	-	13	-	-
CONGO (KINSHASA)	135,256	1,893	1,387	-	-	-
DJIBOUTI	8,312	1,436	1,379	1,015	651	284
EQUATORIAL GUINEA	1,306	42	260	-	-	-
ERITREA	-	-	-	-	-	-
ETHIOPIA	86,561	-	-	-	-	1,380
GABON	5,777	-	2	3	139	81
GAMBIA	83	359	100	356	-	1,431
GHANA	528	-	-	-	98	717
GUINEA	7,160	145	116	68	817	499
GUINEA-BISSAU	541	169	-	360	412	1,364
IVORY COAST	231	3	263	1,485	517	-
KENYA	224,566	11,435	9,612	775	-	1,083
LESOTHO	-	-	-	6	-	-
LIBERIA	45,378	-	-	-	-	-
MADAGASCAR	2,936	435	290	-	258	100
MALAWI	2,618	1,442	20	444	30	377
MALI	242	-	37	-	97	750
MAURITANIA	936	60	-	-	-	-
MAURITIUS	-	-	-	-	-	650
MOZAMBIQUE	-	-	-	-	-	-
NAMIBIA	-	-	34	103	2,547	831
NIGER	10,567	1,136	1,008	1,704	1,687	5
NIGERIA	63,298	477	-	-	461	-
RWANDA	1,738	-	141	291	-	-
SAO TOME & PRINCIPE	152	-	309	27	-	-
SENEGAL	9,783	103	750	3,731	7,810	39
SEYCHELLES	-	241	-	-	267	1
SIERRA LEONE	1,436	76	984	412	630	17
SOMALIA	155,888	-	-	-	-	-
SOUTH AFRICA	3,149	-	-	-	-	-
SUDAN	317,547	-	-	-	-	-
TANZANIA	-	76	-	-	-	-

TOTALS MAY NOT ADD DUE TO ROUNDING

* LESS THAN $500

AS OF 30 SEP 99

FOREIGN MILITARY SALES AGREEMENTS (CONTINUED)

(DOLLARS IN THOUSANDS)

FY 1995	FY 1996	FY 1997	FY 1998	FY 1999	FY 1950 FY 1999	
						EUROPE (CONTINUED)
-	-	-	-	-	83,704	YUGOSLAVIA
5,757	13,186	11,152	17,075	6,275	1,317,618	AFRICA
-	-	-	1,552	-	1,878	BENIN
94	2,505	439	599	365	24,620	BOTSWANA
-	-	-	-	-	72	BURUNDI
-	49	-	-	-	47,480	CAMEROON
2	-	-	-	1	1,705	CAPE VERDE
-	-	-	-	-	576	CENTRAL AFRICAN REP
325	746	36	100	500	33,968	CHAD
-	-	-	-	-	80	COMOROS
-	-	-	-	-	13	CONGO (BRAZZAVILLE)
-	-	-	-	-	138,536	CONGO (KINSHASA)
98	190	50	-	-	13,416	DJIBOUTI
-	-	-	-	-	1,608	EQUATORIAL GUINEA
204	377	1,934	27	-	2,542	ERITREA
545	350	1,120	10,159	-	100,115	ETHIOPIA
-	-	-	-	-	6,002	GABON
-	-	-	-	-	2,329	GAMBIA
85	307	-	1,200	2,155	5,090	GHANA
-	-	-	338	58	9,201	GUINEA
-	282	121	-	-	3,248	GUINEA-BISSAU
-	6	187	-	1,200	3,893	IVORY COAST
2,354	5,266	779	591	71	256,531	KENYA
-	-	-	-	-	6	LESOTHO
-	-	-	-	-	45,378	LIBERIA
-	-	55	-	-	4,074	MADAGASCAR
-	480	-	569	-	5,980	MALAWI
-	-	-	672	-	1,798	MALI
-	-	-	-	-	996	MAURITANIA
-	-	-	-	-	650	MAURITIUS
367	-	-	-	-	367	MOZAMBIQUE
60	-	286	375	30	4,268	NAMIBIA
589	-	-	-	-	16,696	NIGER
-	-	-	-	231	64,466	NIGERIA
-	207	-	60	-	2,438	RWANDA
-	-	-	190	-	678	SAO TOME & PRINCIPE
451	395	1,965	-	1,276	26,303	SENEGAL
-	-	62	-	-	571	SEYCHELLES
3	-	-	-	-	3,559	SIERRA LEONE
-	-	-	-	-	155,888	SOMALIA
30	1,869	154	-	388	5,590	SOUTH AFRICA
-	-	-	-	-	317,547	SUDAN
-	-	-	24	-	100	TANZANIA

TOTALS MAY NOT ADD DUE TO ROUNDING * LESS THAN $500

AS OF 30 SEP 99

FOREIGN MILITARY SALES AGREEMENTS (CONTINUED)

(DOLLARS IN THOUSANDS)

	FY 1950 FY 1989	FY 1990	FY 1991	FY 1992	FY 1993	FY 1994
AFRICA (CONTINUED)						
TOGO	296	175	*	-	206	-
UGANDA	-	82	-	-	-	7
ZAMBIA	-	-	-	-	-	122
ZIMBABWE	-	-	-	150	1,022	13
WESTERN HEMISPHERE	6,925,722	336,693	398,221	388,492	318,572	380,725
ANTIGUA & BARBUDA	4,181	329	548	341	954	437
ARGENTINA	211,107	3,333	3,738	3,565	10,685	45,978
BAHAMAS	-	-	-	-	-	-
BARBADOS	1,381	46	331	698	465	726
BELIZE	2,102	310	173	617	316	382
BOLIVIA	14,705	611	125	-	-	1
BOLIVIA - INTL NARC	-	11,467	32,689	15,971	14,318	12,728
BRAZIL	517,905	25,183	19,336	61,227	25,672	58,080
CANADA	3,174,594	142,514	142,919	141,909	160,812	113,318
CHILE	173,133	38	4,791	4,966	7,205	1,240
COLOMBIA	218,018	3,700	10,246	14,348	12,821	67,228
COLOMBIA - INTL NARC	-	14,461	43,301	55,262	30,931	20,344
COSTA RICA	28,924	397	591	274	121	855
CUBA	4,510	-	-	-	-	-
DOMINICA	3,022	57	506	275	456	822
DOMINICAN REPUBLIC	26,448	1,525	930	1,773	1,431	1,047
ECUADOR	142,110	5,143	6,229	2,668	1,177	5,179
ECUADOR - INTL NARC	-	-	455	1,372	314	318
EL SALVADOR	693,180	66,398	72,686	29,536	10,960	18,780
GRENADA	6,776	533	645	295	800	535
GUATEMALA	58,941	1,640	-	-	-	-
GUYANA	-	-	-	-	-	66
HAITI	3,288	-	120	-	-	-
HONDURAS	360,515	21,390	9,250	14,335	7,501	1,442
JAMAICA	24,254	1,271	1,856	1,534	3,005	1,019
MEXICO	161,607	13,160	9,630	1,141	5,265	4,152
NICARAGUA	5,205	-	-	-	-	-
PANAMA	25,240	5,230	3,464	886	72	469
PARAGUAY	971	11	35	42	5	226
PERU	187,783	227	4,171	923	-	-
PERU - INTL NARC	-	-	853	5,236	11	-
ST KITTS AND NEVIS	3,485	57	715	92	450	961
ST LUCIA	2,469	242	552	384	673	912
ST VINCENT + GREN.	3,479	130	534	350	663	638
SURINAME	1	-	-	-	-	-
TRINIDAD + TOBAGO	121	96	607	282	52	1,189
URUGUAY	25,115	1,082	686	2,680	723	2,145
VENEZUELA	841,153	16,114	25,509	25,511	20,711	19,511

TOTALS MAY NOT ADD DUE TO ROUNDING * LESS THAN $500

FOREIGN MILITARY SALES AGREEMENTS (CONTINUED)

(DOLLARS IN THOUSANDS)

FY 1995	FY 1996	FY 1997	FY 1998	FY 1999	FY 1950 FY 1999	
						AFRICA (CONTINUED)
-	-	-	-	-	678	TOGO
-	154	3,872	618	-	4,733	UGANDA
321	-	-	-	-	443	ZAMBIA
228	-	91	-	-	1,505	ZIMBABWE
350,624	262,985	336,060	174,423	134,584	10,007,102	WESTERN HEMISPHERE
168	-	262	2	-	7,222	ANTIGUA & BARBUDA
15,940	3,625	18,981	5,093	12,494	334,539	ARGENTINA
-	-	51	60	36	147	BAHAMAS
87	668	139	7,642	-	12,183	BARBADOS
300	-	327	18	791	5,335	BELIZE
-	378	3	454	-	16,277	BOLIVIA
11,916	4,131	8,638	1,120	1,787	114,765	BOLIVIA - INTL NARC
48,553	48,735	24,962	24,618	14,769	869,040	BRAZIL
189,233	133,841	103,253	96,760	76,918	4,476,070	CANADA
3,652	2,600	2,322	1,371	4,206	205,524	CHILE
21,914	9,654	74,487	8,653	3,420	444,488	COLOMBIA
10,205	9,285	-	2,034	1,099	186,923	COLOMBIA - INTL NARC
23	195	175	-	-	31,556	COSTA RICA
-	-	-	-	-	4,510	CUBA
73	-	80	-	-	5,291	DOMINICA
550	441	187	116	441	34,889	DOMINICAN REPUBLIC
134	-	4,158	3,548	-	170,345	ECUADOR
137	413	1,812	76	655	5,552	ECUADOR - INTL NARC
7,257	3,849	4,869	6,960	337	914,812	EL SALVADOR
95	-	353	-	-	10,031	GRENADA
-	-	-	110	-	60,690	GUATEMALA
68	-	70	-	-	203	GUYANA
-	4,803	877	191	-	9,279	HAITI
2,642	7,356	910	2,526	566	428,432	HONDURAS
1,199	848	50	217	165	35,418	JAMAICA
1,595	4,862	27,663	1,313	5,651	236,039	MEXICO
-	-	-	-	-	5,205	NICARAGUA
52	170	-	-	222	35,805	PANAMA
12	-	31	116	30	1,478	PARAGUAY
-	5	285	4,220	30	197,643	PERU
-	-	100	472	157	6,829	PERU - INTL NARC
15	80	187	-	212	6,254	ST KITTS AND NEVIS
306	-	80	-	-	5,619	ST LUCIA
50	-	66	-	3	5,914	ST VINCENT + GREN.
-	-	-	-	-	1	SURINAME
205	347	185	303	-	3,387	TRINIDAD + TOBAGO
2,385	2,224	1,078	462	1,033	39,614	URUGUAY
31,860	24,472	59,421	5,968	9,564	1,079,794	VENEZUELA

TOTALS MAY NOT ADD DUE TO ROUNDING * LESS THAN $500

AS OF 30 SEP 99

FOREIGN MILITARY SALES AGREEMENTS (CONTINUED)

(DOLLARS IN THOUSANDS)

	FY 1950 FY 1989	FY 1990	FY 1991	FY 1992	FY 1993	FY 1994
NON REGIONAL	-	-	850,250	979,907	539,912	368,470
CLASSIFIED TOTALS A/	-	-	850,250	979,907	539,912	368,470
UNDHA	-	-	-	-	-	-
INTERNATL. ORG. AND VARIOUS	1,764,259	68,173	73,281	59,885	152,367	73,201

A/ FOR FURTHER INFORMATION, SEE THE CLASSIFIED ANNEX TO THE CONGRESSIONAL PRESENTATION DOCUMENT FOR FOREIGN OPERATIONS.

TOTALS MAY NOT ADD DUE TO ROUNDING * LESS THAN $500

FOREIGN MILITARY SALES AGREEMENTS (CONTINUED)

(DOLLARS IN THOUSANDS)

FY 1995	FY 1996	FY 1997	FY 1998	FY 1999	FY 1950 FY 1999	
415,127	544,041	613,318	631,668	596,179	5,538,872	NON REGIONAL
415,127	544,041	613,318	629,950	596,179	5,537,154	CLASSIFIED TOTALS A/
-	-	-	1,719	-	1,719	UNDHA
73,621	42,484	121,707	67,008	57,728	2,553,714	INTERNATL. ORG. AND VARIOUS

TOTALS MAY NOT ADD DUE TO ROUNDING

* LESS THAN $500

AS OF 30 SEP 99

FOREIGN MILITARY CONSTRUCTION SALES AGREEMENTS

(DOLLARS IN THOUSANDS)

	FY 1950 FY 1989	FY 1990	FY 1991	FY 1992	FY 1993	FY 1994
WORLDWIDE	16,549,480	636,133	799,435	148,038	659,826	58,169
EAST ASIA AND PACIFIC	1	-	-	-	620	-
CAMBODIA	-	-	-	-	-	-
KOREA (SEOUL)	1	-	-	-	-	-
SINGAPORE	-	-	-	-	-	-
TAIWAN	-	-	-	-	620	-
THAILAND	-	-	-	-	-	-
NEAR EAST AND SOUTH ASIA	16,373,130	612,892	793,588	127,477	647,039	7,564
BAHRAIN	19,510	1,445	-	-	-	-
EGYPT	382,943	48,225	269,662	107,485	14,039	1,434
IRAN	594	-	-	-	-	-
ISRAEL	2,581	-	-	-	-	-
JORDAN	985	-	-	-	-	-
KUWAIT	5,200	-	130,309	15,992	1,000	-
LIBYA	1,344	-	-	-	-	-
MOROCCO	-	-	-	-	-	-
OMAN	1,511	-	-	-	-	-
SAUDI ARABIA	15,958,458	563,222	393,617	4,000	632,000	6,130
YEMEN	2	-	-	-	-	-
EUROPE	70,235	12,007	-	51	-	44,391
FRANCE	29	-	-	-	-	-
GERMANY	8,905	-	-	51	-	33,355
GREECE	2	7	-	-	-	-
UNITED KINGDOM	61,299	12,000	-	-	-	11,036
AFRICA	33,232	381	1,356	1,153	2,120	1,147
BOTSWANA	-	-	-	194	-	-
BURUNDI	-	-	-	-	243	-
CAMEROON	-	-	51	83	848	-
CAPE VERDE	-	-	10	97	-	121
CENTRAL AFRICAN REP	85	-	-	124	-	-
CHAD	-	-	-	-	-	-
DJIBOUTI	26	56	719	-	-	-
EQUATORIAL GUINEA	-	19	-	-	-	-
ERITREA	-	-	-	-	-	-
ETHIOPIA	-	-	-	-	-	-
GABON	-	-	72	92	-	-
GAMBIA	77	-	-	-	-	-
GHANA	390	-	-	-	437	605
GUINEA	-	110	-	-	-	-
IVORY COAST	595	97	-	-	-	-
KENYA	302	-	-	-	-	-
LESOTHO	-	-	-	194	-	-

TOTALS MAY NOT ADD DUE TO ROUNDING

* LESS THAN $500

AS OF 30 SEP 99

FOREIGN MILITARY CONSTRUCTION SALES AGREEMENTS

(DOLLARS IN THOUSANDS)

FY 1995	FY 1996	FY 1997	FY 1998	FY 1999	FY 1950 FY 1999	
25,068	82,640	30,303	341,382	212,183	19,542,657	WORLDWIDE
-	75	314	-	51	1,061	EAST ASIA AND PACIFIC
-	-	49	-	-	49	CAMBODIA
-	-	-	-	-	1	KOREA (SEOUL)
-	75	266	-	-	340	SINGAPORE
-	-	-	-	-	620	TAIWAN
-	-	-	-	51	51	THAILAND
20,254	76,500	24,832	264,607	212,088	19,159,971	NEAR EAST AND SOUTH ASIA
-	-	-	-	-	20,955	BAHRAIN
15,399	61,141	21,356	77,114	179,729	1,178,527	EGYPT
-	-	-	-	-	594	IRAN
-	-	-	-	-	2,581	ISRAEL
-	-	-	-	-	985	JORDAN
-	-	-	-	12,359	164,861	KUWAIT
-	-	-	-	-	1,344	LIBYA
4,854	1,359	3,476	-	-	9,689	MOROCCO
-	-	-	-	-	1,511	OMAN
-	14,000	-	187,493	20,000	17,778,920	SAUDI ARABIA
-	-	-	-	-	2	YEMEN
-	-	1,405	73,022	-	201,111	EUROPE
-	-	-	-	-	29	FRANCE
-	-	1,405	73,022	-	116,737	GERMANY
-	-	-	-	-	9	GREECE
-	-	-	-	-	84,335	UNITED KINGDOM
984	423	932	889	44	42,660	AFRICA
-	-	-	-	-	194	BOTSWANA
-	-	-	-	-	243	BURUNDI
-	-	-	-	-	981	CAMEROON
58	-	-	-	44	330	CAPE VERDE
-	-	-	-	-	209	CENTRAL AFRICAN REP
194	-	-	-	-	194	CHAD
-	-	-	-	-	800	DJIBOUTI
-	-	-	-	-	19	EQUATORIAL GUINEA
456	-	544	889	-	1,889	ERITREA
276	-	388	-	-	664	ETHIOPIA
-	-	-	-	-	164	GABON
-	-	-	-	-	77	GAMBIA
-	-	-	-	-	1,432	GHANA
-	-	-	-	-	110	GUINEA
-	209	-	-	-	901	IVORY COAST
-	215	-	-	-	517	KENYA
-	-	-	-	-	194	LESOTHO

TOTALS MAY NOT ADD DUE TO ROUNDING

* LESS THAN $500

AS OF 30 SEP 99

FOREIGN MILITARY CONSTRUCTION SALES AGREEMENTS (CONTINUED)

(DOLLARS IN THOUSANDS)

	FY 1950 FY 1989	FY 1990	FY 1991	FY 1992	FY 1993	FY 1994
AFRICA (CONTINUED)						
LIBERIA	7,300	-	-	-	-	-
MADAGASCAR	177	-	-	-	-	-
MALAWI	496	-	-	-	-	-
MALI	32	-	92	-	-	-
MAURITANIA	326	-	-	-	-	-
NIGER	3,440	-	286	90	534	153
RWANDA	97	-	-	10	-	-
SENEGAL	2,505	99	124	269	-	-
SEYCHELLES	-	-	-	-	-	39
SIERRA LEONE	550	-	-	-	58	-
SOMALIA	350	-	-	-	-	-
SUDAN	16,484	-	-	-	-	-
TOGO	-	-	2	-	-	-
UGANDA	-	-	-	-	-	228
WESTERN HEMISPHERE	72,882	10,854	4,491	19,357	10,048	5,067
ANTIGUA & BARBUDA	-	-	-	20	-	267
BARBADOS	135	-	-	297	243	-
BOLIVIA - INTL NARC	-	1,897	1,414	4,130	2,393	1,676
CANADA	519	-	-	-	-	-
COLOMBIA	-	-	-	-	1,616	388
COLOMBIA - INTL NARC	-	388	922	8,236	452	93
COSTA RICA	752	-	-	-	-	-
ECUADOR - INTL NARC	-	-	-	-	-	97
EL SALVADOR	44,134	5,396	768	1,994	921	2,449
GUATEMALA	2,021	-	-	-	-	-
HAITI	-	-	-	-	-	-
HONDURAS	18,033	3,173	1,387	4,679	4,423	97
MEXICO	7,203	-	-	-	-	-
ST VINCENT + GREN.	85	-	-	-	-	-
NON REGIONAL	-	-	-	-	-	-
UNDHA	-	-	-	-	-	-

TOTALS MAY NOT ADD DUE TO ROUNDING

* LESS THAN $500

AS OF 30 SEP 99

FOREIGN MILITARY CONSTRUCTION SALES AGREEMENTS (CONTINUED)

(DOLLARS IN THOUSANDS)

FY 1995	FY 1996	FY 1997	FY 1998	FY 1999	FY 1950 FY 1999	
						AFRICA (CONTINUED)
-	-	-	-	-	7,300	LIBERIA
-	-	-	-	-	177	MADAGASCAR
-	-	-	-	-	496	MALAWI
-	-	-	-	-	124	MALI
-	-	-	-	-	326	MAURITANIA
-	-	-	-	-	4,504	NIGER
-	-	-	-	-	107	RWANDA
-	-	-	-	-	2,996	SENEGAL
-	-	-	-	-	39	SEYCHELLES
-	-	-	-	-	608	SIERRA LEONE
-	-	-	-	-	350	SOMALIA
-	-	-	-	-	16,484	SUDAN
-	-	-	-	-	2	TOGO
-	-	-	-	-	228	UGANDA
3,830	5,642	2,820	1,892	-	136,884	WESTERN HEMISPHERE
-	-	-	-	-	287	ANTIGUA & BARBUDA
-	-	-	-	-	675	BARBADOS
306	388	485	-	-	12,690	BOLIVIA - INTL NARC
-	-	-	-	-	519	CANADA
-	733	500	-	-	3,238	COLOMBIA
451	728	-	-	-	11,271	COLOMBIA - INTL NARC
-	-	-	-	-	752	COSTA RICA
243	752	-	-	-	1,092	ECUADOR - INTL NARC
2,442	777	1,834	763	-	61,477	EL SALVADOR
-	-	-	-	-	2,021	GUATEMALA
-	-	-	340	-	340	HAITI
388	2,263	-	789	-	35,233	HONDURAS
-	-	-	-	-	7,203	MEXICO
-	-	-	-	-	85	ST VINCENT + GREN.
-	-	-	971	-	971	NON REGIONAL
-	-	-	971	-	971	UNDHA

TOTALS MAY NOT ADD DUE TO ROUNDING

* LESS THAN $500

AS OF 30 SEP 99

PAGE INTENTIONALLY LEFT BLANK

FOREIGN MILITARY SALES DELIVERIES
INCLUDES CONSTRUCTION
(Dollars in Billions)

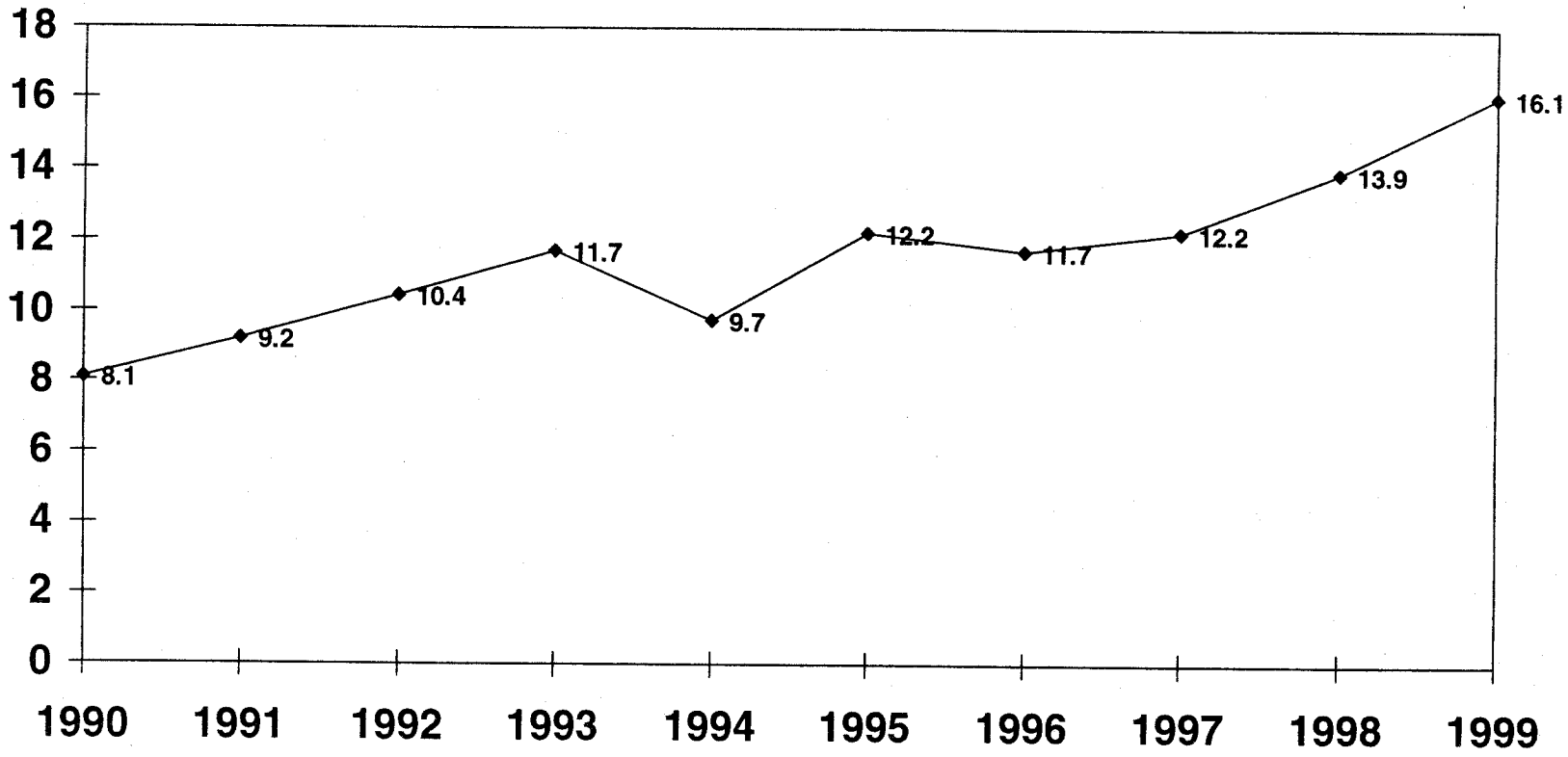

FOREIGN MILITARY SALES DELIVERIES

(DOLLARS IN THOUSANDS)

	FY 1950 FY 1989	FY 1990	FY 1991	FY 1992	FY 1993	FY 1994
WORLDWIDE	127,368,196	7,704,329	8,777,737	10,054,372	11,313,633	9,466,838
EAST ASIA AND PACIFIC	22,312,557	1,916,767	1,882,343	2,006,302	2,050,597	2,706,496
AUSTRALIA	6,360,232	384,083	205,163	156,308	259,167	354,310
BRUNEI	350	54	9	-	-	-
CAMBODIA	-	-	-	-	-	-
CHINA	223,417	-	-	-	11,439	20,629
FIJI	1,829	-	-	-	-	-
INDOCHINA	8,542	-	-	-	-	-
INDONESIA	377,413	184,809	17,882	19,956	39,098	16,566
JAPAN	3,094,467	271,583	517,924	571,411	379,748	784,830
KOREA (SEOUL)	4,070,325	327,539	230,440	308,961	305,592	381,144
LAOS	-	-	-	-	-	-
MALAYSIA	164,892	3,847	3,308	3,199	6,199	11,370
MYANMAR	8,735	-	-	-	-	-
NEW ZEALAND	224,090	9,880	9,565	12,211	7,700	9,524
PAPUA NEW GUINEA	327	-	-	-	-	-
REP OF PHILIPPINES	425,665	61,458	108,240	98,257	39,710	45,129
SINGAPORE	858,043	44,193	62,277	24,245	78,367	86,793
TAIWAN	4,496,539	454,777	549,381	711,405	817,571	845,116
THAILAND	1,996,523	174,543	178,153	100,345	105,899	151,058
TONGA	-	-	1	4	108	26
VIETNAM	1,167	-	-	-	-	-
NEAR EAST AND SOUTH ASIA	58,989,707	2,490,408	3,993,905	5,341,099	6,555,866	3,712,195
ALGERIA	3,078	300	414	300	1,710	220
BAHRAIN	289,171	251,082	60,079	106,307	69,436	70,753
BANGLADESH	1,742	504	218	448	-	-
EGYPT	5,807,435	368,093	482,303	1,026,741	1,238,625	890,049
INDIA	79,262	40	359	36	12	31
IRAN	10,666,737	-	-	-	-	-
IRAQ	13,152	-	-	-	-	-
ISRAEL	11,357,075	146,289	237,975	720,345	781,630	412,327
JORDAN	1,640,216	41,211	22,856	19,513	24,944	31,490
KUWAIT	1,028,294	51,541	74,845	815,045	840,364	217,461
LEBANON	550,123	1,995	323	1,307	4,883	3,627
LIBYA	28,249	-	-	-	-	-
MOROCCO	867,148	40,392	18,185	37,561	18,696	16,851
NEPAL	387	64	795	2	1	6
OMAN	83,508	6,115	42,017	5,782	7,414	8,840
PAKISTAN	2,091,695 ~~2,991,474~~	604,967	-	-	-	-
QATAR	1,896	30	59	260	1,035	833
SAUDI ARABIA	22,556,995	873,923	2,742,494	2,386,924	3,453,311	1,991,644
SRI LANKA	1,345	406	-	-	5	19
SYRIA	1	-	-	-	-	-
TUNISIA	465,262	31,512	23,821	15,572	16,529	27,133

TOTALS MAY NOT ADD DUE TO ROUNDING

* LESS THAN $500

AS OF 30 SEP 99

FOREIGN MILITARY SALES DELIVERIES

(DOLLARS IN THOUSANDS)

FY 1995	FY 1996	FY 1997	FY 1998	FY 1999	FY 1950 FY 1999	
11,939,819	11,574,216	19,134,158	13,490,301	15,880,953	246,704,549	WORLDWIDE
3,369,761	2,781,607	7,297,506	3,728,906	4,697,577	54,750,417	EAST ASIA AND PACIFIC
308,233	229,045	196,522	343,623	276,624	9,073,309	AUSTRALIA
-	17	-	47	17	494	BRUNEI
1,064	455	705	866	664	3,754	CAMBODIA
4,230	-	-	-	-	259,714	CHINA
-	-	-	-	-	1,829	FIJI
-	-	-	-	-	8,542	INDOCHINA
11,485	10,942	13,399	5,212	8,912	705,674	INDONESIA
752,940	786,190	512,284	419,892	491,037	8,582,308	JAPAN
441,897	342,228	483,208	955,848	600,696	8,447,879	KOREA (SEOUL)
-	-	14	732	385	1,131	LAOS
9,443	38,722	16,910	72,581	48,275	378,747	MALAYSIA
-	-	-	-	-	8,735	MYANMAR
14,698	11,686	16,369	10,879	8,909	335,511	NEW ZEALAND
-	-	-	-	-	327	PAPUA NEW GUINEA
58,721	88,855	29,386	41,832	19,700	1,016,953	REP OF PHILIPPINES
58,612	80,398	133,042	236,072	561,863	2,223,904	SINGAPORE
1,352,657	852,576	5,696,155	1,489,671	2,532,026	19,797,874	TAIWAN
355,741	340,483	199,512	151,626	148,469	3,902,351	THAILAND
40	10	*	23	-	213	TONGA
-	-	-	-	-	1,167	VIETNAM
6,437,174	5,241,548	8,141,166	6,690,440	5,692,059	113,285,565	NEAR EAST AND SOUTH ASIA
6	-	-	-	-	6,029	ALGERIA
39,585	39,855	67,504	62,690	49,852	1,106,313	BAHRAIN
907	1,659	2,372	1,055	674	9,580	BANGLADESH
1,536,482	1,112,411	1,180,694	584,493	468,047	14,695,373	EGYPT
24	12	9	48	-	79,834	INDIA
-	-	-	-	-	10,666,737	IRAN
-	-	-	-	-	13,152	IRAQ
327,609	385,866	504,235	1,617,819	1,229,988	17,721,158	ISRAEL
47,046	15,704	58,260	48,587	48,699	1,998,525	JORDAN
476,326	627,540	1,390,668	324,842	325,249	6,172,175	KUWAIT
40,875	31,742	32,955	8,054	7,000	682,884	LEBANON
-	-	-	-	-	28,249	LIBYA
22,172	21,563	11,331	7,251	4,728	1,065,876	MOROCCO
-	-	-	-	-	1,255	NEPAL
5,886	5,157	4,928	5,970	6,600	182,217	OMAN
-	4,241	101,146	37,079	-	3,738,906	PAKISTAN
349	512	430	633	415	6,453	QATAR
3,568,019	2,853,543	4,660,138	3,959,086	3,445,147	52,491,223	SAUDI ARABIA
229	57	25	98	5	2,188	SRI LANKA
-	-	-	-	-	1	SYRIA
26,682	19,072	12,046	5,623	8,578	651,830	TUNISIA

TOTALS MAY NOT ADD DUE TO ROUNDING * LESS THAN $500

AS OF 30 SEP 99

FOREIGN MILITARY SALES DELIVERIES (CONTINUED)

(DOLLARS IN THOUSANDS)

	FY 1950 FY 1989	FY 1990	FY 1991	FY 1992	FY 1993	FY 1994
NEAR EAST AND SOUTH ASIA (CONTINUED)						
UNITED ARAB EMIRATES	246,355	66,656	282,292	204,957	97,270	40,912
YEMEN	310,802	5,289	4,869	-	-	-
EUROPE	37,840,439	2,822,767	2,429,778	2,221,474	2,219,303	2,637,170
ALBANIA	-	-	-	-	-	-
AUSTRIA	215,280	6,996	4,759	3,586	4,252	3,295
BELGIUM	2,223,344	149,510	155,170	32,021	12,197	18,675
BOSNIA-HERZEGOVINA	-	-	-	-	-	-
BULGARIA	-	-	-	-	-	-
CZECH REPUBLIC	-	-	-	-	-	-
DENMARK	1,339,636	35,364	32,566	39,418	47,851	21,052
ESTONIA	-	-	-	-	-	-
FINLAND	10,010	983	264	11,494	1,769	6,486
FRANCE	827,820	108,531	35,953	35,748	40,997	77,773
GEORGIA	-	-	-	-	-	-
GERMANY	9,547,980	366,415	476,006	510,382	356,263	152,134
GREECE	2,355,461	113,542	123,862	162,944	226,111	235,961
HUNGARY	-	-	-	-	128	2,759
ICELAND	544	-	-	-	-	-
IRELAND	892	5	*	-	33	14
ITALY	1,199,099	61,287	61,146	52,138	72,395	181,439
KAZAKHSTAN	-	-	-	-	-	-
LATVIA	-	-	-	-	-	-
LITHUANIA	-	-	-	-	-	-
LUXEMBOURG	7,500	95	182	162	331	365
MACEDONIA (FYROM)	-	-	-	-	-	-
MALTA	-	-	73	50	8	55
MOLDOVA	-	-	-	-	-	-
NETHERLANDS	4,088,344	396,591	386,624	236,462	113,559	139,557
NORWAY	1,826,939	116,626	72,610	36,036	29,088	18,927
POLAND	-	-	-	-	-	-
PORTUGAL	262,296	71,581	39,540	89,313	81,861	228,197
ROMANIA	-	-	-	-	-	-
SLOVAKIA	-	-	-	-	-	-
SLOVENIA	-	-	-	-	-	-
SPAIN	3,489,414	406,300	155,314	138,350	202,867	403,425
SWEDEN	210,600	3,959	3,257	2,494	70,286	13,663
SWITZERLAND	1,131,692	17,543	11,966	13,925	19,995	19,770
TURKEY	3,677,774	760,801	626,575	703,369	755,811	937,019
UKRAINE	-	-	-	-	-	-
UNITED KINGDOM	5,344,366	205,293	243,000	153,583	183,499	176,606
UZBEKISTAN	-	-	-	-	-	-
YUGOSLAVIA	81,446	1,345	912	-	-	-

TOTALS MAY NOT ADD DUE TO ROUNDING

* LESS THAN $500

AS OF 30 SEP 99

FOREIGN MILITARY SALES DELIVERIES (CONTINUED)

(DOLLARS IN THOUSANDS)

FY 1995	FY 1996	FY 1997	FY 1998	FY 1999	FY 1950 FY 1999	
						NEAR EAST AND SOUTH ASIA (CONTINUED)
344,978	122,614	114,426	27,112	96,205	1,643,777	UNITED ARAB EMIRATES
-	-	-	-	870	321,830	YEMEN
1,775,075	2,949,458	3,406,160	2,650,518	5,203,602	66,155,743	EUROPE
2	*	894	586	746	2,229	ALBANIA
3,108	3,163	74,105	22,209	6,105	346,858	AUSTRIA
7,885	157,833	109,592	193,849	250,035	3,310,111	BELGIUM
-	-	-	5	614	619	BOSNIA-HERZEGOVINA
-	*	-	79	2,298	2,377	BULGARIA
-	234	550	2,404	1,256	4,444	CZECH REPUBLIC
53,956	92,133	49,035	159,079	158,508	2,028,598	DENMARK
15	268	365	580	314	1,542	ESTONIA
164,958	251,881	48,283	165,581	106,243	767,951	FINLAND
65,000	55,458	94,549	44,899	249,443	1,636,171	FRANCE
-	-	-	-	19	19	GEORGIA
236,163	377,692	211,286	190,856	266,908	12,692,085	GERMANY
220,663	210,073	717,413	414,397	577,631	5,358,059	GREECE
4,509	3,155	116	2,090	1,564	14,322	HUNGARY
-	-	*	1	11	556	ICELAND
5	40	*	-	*	989	IRELAND
53,852	76,701	50,963	43,061	105,818	1,957,897	ITALY
-	-	-	-	21	21	KAZAKHSTAN
4	319	64	1,140	407	1,935	LATVIA
-	355	159	740	1,363	2,617	LITHUANIA
69	573	6,562	1,152	1,805	18,795	LUXEMBOURG
-	-	349	1,940	4,671	6,961	MACEDONIA (FYROM)
16	2	-	-	-	204	MALTA
-	-	-	3	644	648	MOLDOVA
157,367	396,725	173,876	346,729	327,869	6,763,703	NETHERLANDS
25,275	134,758	98,101	129,115	220,091	2,707,565	NORWAY
-	533	174	2,027	2,124	4,858	POLAND
89,739	18,838	71,090	22,579	12,806	987,838	PORTUGAL
-	14	5,828	1,887	1,427	9,157	ROMANIA
*	-	9	1,118	983	2,109	SLOVAKIA
-	-	20	174	133	327	SLOVENIA
192,928	419,353	219,525	135,505	330,285	6,093,267	SPAIN
3,664	18,482	20,674	8,652	3,385	359,116	SWEDEN
13,188	95,296	56,885	106,897	834,229	2,321,385	SWITZERLAND
374,425	482,850	1,167,109	541,204	1,575,407	11,602,344	TURKEY
-	-	-	35	194	229	UKRAINE
108,286	152,727	228,586	109,945	158,218	7,064,110	UNITED KINGDOM
-	-	-	-	25	25	UZBEKISTAN
-	-	-	-	-	83,704	YUGOSLAVIA

TOTALS MAY NOT ADD DUE TO ROUNDING * LESS THAN $500

AS OF 30 SEP 99

FOREIGN MILITARY SALES DELIVERIES (CONTINUED)

(DOLLARS IN THOUSANDS)

	FY 1950 FY 1989	FY 1990	FY 1991	FY 1992	FY 1993	FY 1994
AFRICA	1,032,843	47,180	33,882	28,091	15,965	16,266
BENIN	*	-	-	*	45	32
BOTSWANA	9,921	1,384	523	1,184	855	800
BURUNDI	-	-	-	21	44	*
CAMEROON	31,211	144	293	417	788	163
CAPE VERDE	915	23	11	1,250	116	88
CENTRAL AFRICAN REP	385	27	21	1	16	88
CHAD	9,387	3,664	6,428	1,952	3,686	995
COMOROS	-	-	-	-	14	66
CONGO (BRAZZAVILLE)	-	-	-	10	4	-
CONGO (KINSHASA)	122,094	6,894	4,523	-	-	-
DJIBOUTI	6,864	350	752	2,096	677	875
EQUATORIAL GUINEA	92	106	40	180	1,091	-
ERITREA	-	-	-	-	-	-
ETHIOPIA	86,561	-	-	-	-	160
GABON	5,655	10	*	1	34	27
GAMBIA	51	28	354	428	25	434
GHANA	524	4	*	*	4	51
GUINEA	2,595	3,438	530	85	1,450	60
GUINEA-BISSAU	183	158	128	90	22	173
IVORY COAST	206	17	50	198	751	367
KENYA	179,692	15,557	6,668	15,263	821	7,331
LESOTHO	-	-	-	-	*	1
LIBERIA	41,303	3,392	-	-	-	-
MADAGASCAR	1,995	434	29	663	186	92
MALAWI	2,046	199	1,636	155	92	59
MALI	155	-	16	72	37	88
MAURITANIA	499	177	286	-	-	-
MAURITIUS	-	-	-	-	-	-
MOZAMBIQUE	-	-	-	-	-	-
NAMIBIA	-	-	-	39	251	213
NIGER	10,567	924	685	1,021	686	369
NIGERIA	61,695	1,304	663	43	505	79
RWANDA	1,232	170	84	*	17	47
SAO TOME & PRINCIPE	11	115	19	250	17	10
SENEGAL	7,392	234	1,069	1,817	2,896	2,983
SEYCHELLES	-	-	27	167	32	24
SIERRA LEONE	1,211	87	559	607	531	285
SOMALIA	135,163	8,328	8,353	-	-	-
SOUTH AFRICA	3,149	-	-	-	-	-
SUDAN	309,803	-	-	-	-	-
TANZANIA	-	-	1	9	31	32
TOGO	284	11	84	40	196	-
UGANDA	-	-	51	31	-	-
ZAMBIA	-	-	-	-	-	12
ZIMBABWE	-	-	-	1	48	265

TOTALS MAY NOT ADD DUE TO ROUNDING * LESS THAN $500

AS OF 30 SEP 99

FOREIGN MILITARY SALES DELIVERIES (CONTINUED)

(DOLLARS IN THOUSANDS)

FY 1995	FY 1996	FY 1997	FY 1998	FY 1999	FY 1950 FY 1999	
13,964	25,632	10,811	12,566	10,785	1,247,985	AFRICA
54	29	159	10	8	337	BENIN
1,312	2,227	603	488	391	19,686	BOTSWANA
-	*	-	*	-	65	BURUNDI
46	13,623	188	15	2	46,890	CAMEROON
6	21	186	3	1	2,620	CAPE VERDE
19	1	18	-	*	575	CENTRAL AFRICAN REP
3,035	349	120	431	1,409	31,457	CHAD
-	-	-	-	-	80	COMOROS
-	-	-	-	-	13	CONGO (BRAZZAVILLE)
-	-	-	-	-	133,511	CONGO (KINSHASA)
399	283	49	359	241	12,946	DJIBOUTI
-	-	-	-	-	1,509	EQUATORIAL GUINEA
139	54	1,403	319	13	1,928	ERITREA
476	818	756	554	462	89,788	ETHIOPIA
178	33	22	-	34	5,994	GABON
-	-	-	-	-	1,320	GAMBIA
573	402	109	5	987	2,659	GHANA
4	-	-	336	61	8,560	GUINEA
248	237	1,058	184	5	2,487	GUINEA-BISSAU
28	88	13	236	201	2,157	IVORY COAST
5,848	4,137	2,057	3,942	1,972	243,286	KENYA
*	1	2	1	*	5	LESOTHO
-	-	-	-	-	44,695	LIBERIA
186	105	137	10	45	3,883	MADAGASCAR
89	89	239	124	368	5,096	MALAWI
19	27	21	54	965	1,454	MALI
-	-	-	-	-	962	MAURITANIA
1	215	356	5	-	578	MAURITIUS
-	*	37	22	2	61	MOZAMBIQUE
371	691	282	464	467	2,778	NAMIBIA
142	1,561	-	-	-	15,956	NIGER
1	*	*	*	-	64,290	NIGERIA
-	-	-	*	449	2,000	RWANDA
-	-	4	-	7	432	SAO TOME & PRINCIPE
523	318	1,183	3,913	1,014	23,342	SENEGAL
18	2	154	54	*	478	SEYCHELLES
68	15	19	19	-	3,400	SIERRA LEONE
-	-	-	-	*	151,844	SOMALIA
-	9	614	421	371	4,563	SOUTH AFRICA
-	-	-	-	-	309,803	SUDAN
3	-	-	-	-	76	TANZANIA
-	-	-	-	-	615	TOGO
*	64	920	451	1,256	2,773	UGANDA
170	153	78	2	12	428	ZAMBIA
9	77	22	145	40	607	ZIMBABWE

TOTALS MAY NOT ADD DUE TO ROUNDING * LESS THAN $500

AS OF 30 SEP 99

FOREIGN MILITARY SALES DELIVERIES (CONTINUED)

(DOLLARS IN THOUSANDS)

	FY 1950 FY 1989	FY 1990	FY 1991	FY 1992	FY 1993	FY 1994
WESTERN HEMISPHERE	5,675,765	360,969	353,670	403,179	422,237	339,958
ANTIGUA & BARBUDA	2,766	823	566	351	369	510
ARGENTINA	198,775	2,730	4,454	4,164	5,078	6,794
BAHAMAS	-	-	-	-	-	-
BARBADOS	538	321	323	164	603	539
BELIZE	1,743	352	164	299	535	525
BOLIVIA	10,446	2,634	659	1,638	63	1
BOLIVIA - INTL NARC	-	260	11,618	20,378	17,917	12,298
BRAZIL	386,509	30,206	24,604	65,937	25,518	25,155
CANADA	2,499,114	119,034	164,456	122,503	229,755	169,066
CHILE	171,971	708	530	3,841	3,968	4,247
COLOMBIA	128,262	37,288	8,870	18,327	11,845	19,171
COLOMBIA - INTL NARC	-	24	7,117	29,937	35,601	29,445
COSTA RICA	26,521	659	1,063	495	200	597
CUBA	4,510	-	-	-	-	-
DOMINICA	2,087	529	107	256	301	510
DOMINICAN REPUBLIC	23,516	1,638	1,211	1,127	1,050	1,108
ECUADOR	128,953	7,324	3,745	6,912	4,550	2,526
ECUADOR - INTL NARC	-	-	16	321	592	876
EL SALVADOR	573,903	81,503	54,508	63,007	40,274	25,908
GRENADA	5,691	618	266	479	521	537
GUATEMALA	45,595	6,042	7,184	-	-	-
GUYANA	-	-	-	-	-	-
HAITI	2,942	161	297	-	-	-
HONDURAS	283,977	27,849	25,481	20,144	12,081	11,393
JAMAICA	19,566	1,043	1,214	2,336	2,105	1,552
MEXICO	141,365	12,562	6,886	12,627	4,677	5,924
NICARAGUA	5,205	-	-	-	-	-
PANAMA	24,092	3,217	2,173	1,846	1,878	1,277
PARAGUAY	971	-	11	16	16	10
PERU	182,501	2,159	2,018	3,502	-	-
PERU - INTL NARC	-	-	238	2,299	-	-
ST KITTS AND NEVIS	2,457	379	378	347	411	530
ST LUCIA	1,880	262	143	366	363	719
ST VINCENT + GREN.	1,620	377	142	317	335	505
SURINAME	1	-	-	-	-	-
TRINIDAD + TOBAGO	121	-	151	464	102	107
URUGUAY	23,026	751	621	2,979	414	967
VENEZUELA	775,143	19,515	22,456	15,798	21,117	17,160
NON REGIONAL	-	-	-	-	-	-
UNDHA	-	-	-	-	-	-
INTERNATL, ORG. AND VARIOUS	1,516,886	66,239	84,159	54,227	49,665	54,754

TOTALS MAY NOT ADD DUE TO ROUNDING

* LESS THAN $500

AS OF 30 SEP 99

FOREIGN MILITARY SALES DELIVERIES (CONTINUED)

(DOLLARS IN THOUSANDS)

FY 1995	FY 1996	FY 1997	FY 1998	FY 1999	FY 1950 FY 1999	
288,221	495,111	211,561	307,084	222,816	9,080,570	WESTERN HEMISPHERE
739	154	140	341	176	6,933	ANTIGUA & BARBUDA
11,571	12,649	5,737	7,298	10,362	269,612	ARGENTINA
-	-	-	47	18	65	BAHAMAS
363	495	252	276	267	4,141	BARBADOS
119	314	314	67	169	4,600	BELIZE
*	378	3	396	58	16,277	BOLIVIA
15,356	8,924	6,172	6,514	4,257	103,693	BOLIVIA - INTL NARC
24,463	169,103	37,611	43,560	35,148	867,814	BRAZIL
127,645	164,044	84,260	118,890	98,877	3,897,644	CANADA
4,272	2,424	2,370	2,110	2,742	199,184	CHILE
30,963	44,699	21,048	67,680	18,755	406,908	COLOMBIA
25,635	18,614	5,296	8,163	5,390	165,221	COLOMBIA - INTL NARC
155	928	120	138	37	30,912	COSTA RICA
-	-	-	-	-	4,510	CUBA
559	182	52	307	222	5,112	DOMINICA
1,060	418	470	324	154	32,075	DOMINICAN REPUBLIC
1,418	1,503	1,211	1,761	1,315	161,217	ECUADOR
205	154	45	277	357	2,844	ECUADOR - INTL NARC
17,065	16,889	5,936	5,585	2,941	887,519	EL SALVADOR
654	406	173	497	116	9,958	GRENADA
-	-	-	-	-	58,821	GUATEMALA
22	10	47	3	67	148	GUYANA
-	2,063	1,924	606	518	8,511	HAITI
3,993	17,212	3,703	3,900	3,329	413,062	HONDURAS
1,511	2,332	614	591	136	33,002	JAMAICA
2,060	4,430	9,527	2,722	1,799	204,580	MEXICO
-	-	*	-	-	5,205	NICARAGUA
523	146	195	16	48	35,411	PANAMA
8	11	16	193	30	1,283	PARAGUAY
-	125	252	1,013	1,943	193,514	PERU
-	885	899	928	310	5,558	PERU - INTL NARC
486	228	22	216	150	5,605	ST KITTS AND NEVIS
599	609	174	234	201	5,551	ST LUCIA
552	1,366	159	289	253	5,914	ST VINCENT + GREN.
-	-	-	-	-	1	SURINAME
1,149	164	178	388	563	3,387	TRINIDAD + TOBAGO
1,411	1,925	1,177	902	398	34,570	URUGUAY
13,667	21,326	21,464	30,853	31,710	990,209	VENEZUELA
-	-	-	*	2	2	NON REGIONAL
-	-	-	*	2	2	UNDHA
55,624	80,859	66,954	100,788	54,112	2,184,267	INTERNATL. ORG. AND VARIOUS

TOTALS MAY NOT ADD DUE TO ROUNDING * LESS THAN $500

AS OF 30 SEP 99

FOREIGN MILITARY CONSTRUCTION SALES DELIVERIES

(DOLLARS IN THOUSANDS)

	FY 1950 FY 1989	FY 1990	FY 1991	FY 1992	FY 1993	FY 1994
WORLDWIDE	15,245,159	347,754	413,155	335,131	352,447	269,033
EAST ASIA AND PACIFIC	1	-	-	-	383	151
CAMBODIA	-	-	-	-	-	-
KOREA (SEOUL)	1	-	-	-	-	-
SINGAPORE	-	-	-	-	-	-
TAIWAN	-	-	-	-	383	151
THAILAND	-	-	-	-	-	-
NEAR EAST AND SOUTH ASIA	15,156,163	337,983	401,696	326,908	298,700	234,584
BAHRAIN	14,862	2,693	726	332	1,063	527
EGYPT	80,696	72,197	91,963	66,850	124,034	139,210
IRAN	594	-	-	-	-	-
ISRAEL	2,581	-	-	-	-	-
JORDAN	985	-	-	-	-	-
KUWAIT	970	-	35,619	43,401	52,471	3,555
LIBYA	1,344	-	-	-	-	-
MOROCCO	-	-	-	-	-	-
OMAN	1,511	-	-	-	-	-
SAUDI ARABIA	15,052,618	263,093	273,388	216,326	121,134	91,291
YEMEN	2	-	-	-	-	-
EUROPE	8,150	2	7	939	43,819	25,082
FRANCE	29	-	-	-	-	-
GERMANY	7,867	-	-	939	113	18
GREECE	-	2	7	-	-	-
UNITED KINGDOM	254	-	-	-	43,706	25,064
AFRICA	27,563	1,308	724	584	423	1,738
BOTSWANA	-	-	-	9	5	2
BURUNDI	-	-	-	-	-	*
CAMEROON	-	-	-	-	*	82
CAPE VERDE	-	-	-	9	3	2
CENTRAL AFRICAN REP	43	36	5	-	44	37
CHAD	-	-	-	-	-	-
DJIBOUTI	2	13	27	58	46	321
EQUATORIAL GUINEA	-	-	*	7	12	-
ERITREA	-	-	-	-	-	-
ETHIOPIA	-	-	-	-	-	-
GABON	-	-	13	17	*	134
GAMBIA	53	4	11	9	*	1
GHANA	264	118	1	4	1	2
GUINEA	-	41	45	9	14	1
IVORY COAST	119	227	111	185	6	1
KENYA	34	11	13	*	*	-
LESOTHO	-	-	-	-	5	23

TOTALS MAY NOT ADD DUE TO ROUNDING * LESS THAN $500

AS OF 30 SEP 99

FOREIGN MILITARY CONSTRUCTION SALES DELIVERIES

(DOLLARS IN THOUSANDS)

FY 1995	FY 1996	FY 1997	FY 1998	FY 1999	FY 1950 FY 1999	
218,223	141,460	97,684	381,506	187,665	17,989,216	WORLDWIDE
-	6	326	50	32	949	EAST ASIA AND PACIFIC
-	-	36	12	-	48	CAMBODIA
-	-	-	-	-	1	KOREA (SEOUL)
-	6	290	38	*	334	SINGAPORE
-	-	-	-	-	533	TAIWAN
-	-	-	-	32	32	THAILAND
199,427	106,827	83,359	375,897	152,917	17,674,462	NEAR EAST AND SOUTH ASIA
265	168	264	30	25	20,955	BAHRAIN
82,980	57,012	45,569	27,303	61,946	849,761	EGYPT
-	-	-	-	-	594	IRAN
-	-	-	-	-	2,581	ISRAEL
-	-	-	-	-	985	JORDAN
8,220	585	488	15	2,435	147,758	KUWAIT
-	-	-	-	-	1,344	LIBYA
*	11	3	49	63	126	MOROCCO
-	-	-	-	-	1,511	OMAN
107,961	49,051	37,035	348,499	88,449	16,648,844	SAUDI ARABIA
-	-	-	-	-	2	YEMEN
4,282	27,244	6,830	584	29,845	146,784	EUROPE
-	-	-	-	-	29	FRANCE
4,262	27,244	422	584	28,235	69,683	GERMANY
-	-	-	-	-	9	GREECE
20	-	6,408	*	1,609	77,062	UNITED KINGDOM
523	1,124	1,207	826	1,051	37,072	AFRICA
5	4	57	90	10	180	BOTSWANA
-	*	-	3	-	4	BURUNDI
80	62	70	315	56	664	CAMEROON
3	33	2	113	40	205	CAPE VERDE
9	1	*	*	1	177	CENTRAL AFRICAN REP
*	20	6	13	2	41	CHAD
7	95	160	7	2	738	DJIBOUTI
-	-	-	-	-	19	EQUATORIAL GUINEA
6	111	243	31	410	802	ERITREA
5	161	6	15	3	189	ETHIOPIA
-	-	-	-	-	164	GABON
-	-	-	-	-	77	GAMBIA
162	5	105	13	186	861	GHANA
-	-	-	-	-	110	GUINEA
2	41	24	106	12	834	IVORY COAST
-	3	390	2	3	457	KENYA
3	39	67	20	2	159	LESOTHO

TOTALS MAY NOT ADD DUE TO ROUNDING

* LESS THAN $500

AS OF 30 SEP 99

FOREIGN MILITARY CONSTRUCTION SALES DELIVERIES (CONTINUED)

(DOLLARS IN THOUSANDS)

	FY 1950 FY 1989	FY 1990	FY 1991	FY 1992	FY 1993	FY 1994
AFRICA (CONTINUED)						
LIBERIA	7,136	164	-	-	-	-
MADAGASCAR	3	121	39	-	13	1
MALAWI	210	1	14	-	11	*
MALI	32	-	-	6	6	64
MAURITANIA	269	54	2	-	-	-
NIGER	304	178	243	85	181	987
RWANDA	62	4	1	20	12	6
SENEGAL	1,757	258	194	159	59	35
SEYCHELLES	-	-	-	-	-	-
SIERRA LEONE	451	69	2	7	1	41
SOMALIA	339	10	*	-	-	-
SUDAN	16,484	-	-	-	-	-
TOGO	-	-	-	2	1	-
UGANDA	-	-	-	-	-	-
WESTERN HEMISPHERE	53,282	8,460	10,728	6,700	9,121	7,477
ANTIGUA & BARBUDA	-	-	-	-	-	-
BARBADOS	-	-	-	-	246	80
BOLIVIA - INTL NARC	-	-	1,929	1,750	1,957	1,441
CANADA	519	-	-	-	-	-
COLOMBIA	-	-	-	-	35	209
COLOMBIA - INTL NARC	-	-	5	316	2,065	2,024
COSTA RICA	631	3	1	-	-	117
ECUADOR - INTL NARC	-	-	-	-	-	-
EL SALVADOR	34,750	5,237	3,664	2,074	2,390	2,338
GUATEMALA	8	87	1,926	-	-	-
HONDURAS	10,093	3,134	3,202	2,560	2,421	1,269
MEXICO	7,203	-	-	-	-	-
ST VINCENT + GREN.	78	-	-	-	8	-
NON REGIONAL	-	-	-	-	-	-
UNDHA	-	-	-	-	-	-

TOTALS MAY NOT ADD DUE TO ROUNDING

* LESS THAN $500

AS OF 30 SEP 99

FOREIGN MILITARY CONSTRUCTION SALES DELIVERIES (CONTINUED)

(DOLLARS IN THOUSANDS)

FY 1995	FY 1996	FY 1997	FY 1998	FY 1999	FY 1950 FY 1999	
						AFRICA (CONTINUED)
-	-	-	-	-	7,300	LIBERIA
-	-	-	-	-	177	MADAGASCAR
39	*	*	*	203	479	MALAWI
4	*	*	-	1	113	MALI
-	-	-	-	-	326	MAURITANIA
135	383	-	-	-	2,496	NIGER
-	-	-	2	-	107	RWANDA
13	123	50	92	115	2,856	SENEGAL
13	*	15	4	-	32	SEYCHELLES
37	-	-	-	-	608	SIERRA LEONE
-	-	-	-	-	350	SOMALIA
-	-	-	-	-	16,484	SUDAN
-	-	-	-	-	2	TOGO
*	42	11	*	6	60	UGANDA
13,992	6,259	5,963	4,148	3,761	129,890	WESTERN HEMISPHERE
-	20	-	-	38	58	ANTIGUA & BARBUDA
13	45	44	238	-	665	BARBADOS
2,100	1,334	777	521	153	11,962	BOLIVIA - INTL NARC
-	-	-	-	-	519	CANADA
1,644	61	107	547	408	3,011	COLOMBIA
2,515	565	1,640	585	157	9,871	COLOMBIA - INTL NARC
-	-	-	-	-	752	COSTA RICA
67	14	896	68	15	1,060	ECUADOR - INTL NARC
2,115	2,284	1,126	1,431	1,660	59,068	EL SALVADOR
-	-	-	-	-	2,021	GUATEMALA
5,537	1,936	1,374	759	1,330	33,614	HONDURAS
-	-	-	-	-	7,203	MEXICO
-	-	-	-	-	85	ST VINCENT + GREN.
-	-	-	*	59	59	NON REGIONAL
-	-	-	*	59	59	UNDHA

TOTALS MAY NOT ADD DUE TO ROUNDING

* LESS THAN $500

AS OF 30 SEP 99

PAGE INTENTIONALLY LEFT BLANK

FOREIGN MILITARY FINANCING PROGRAM
(Dollars in Billions)

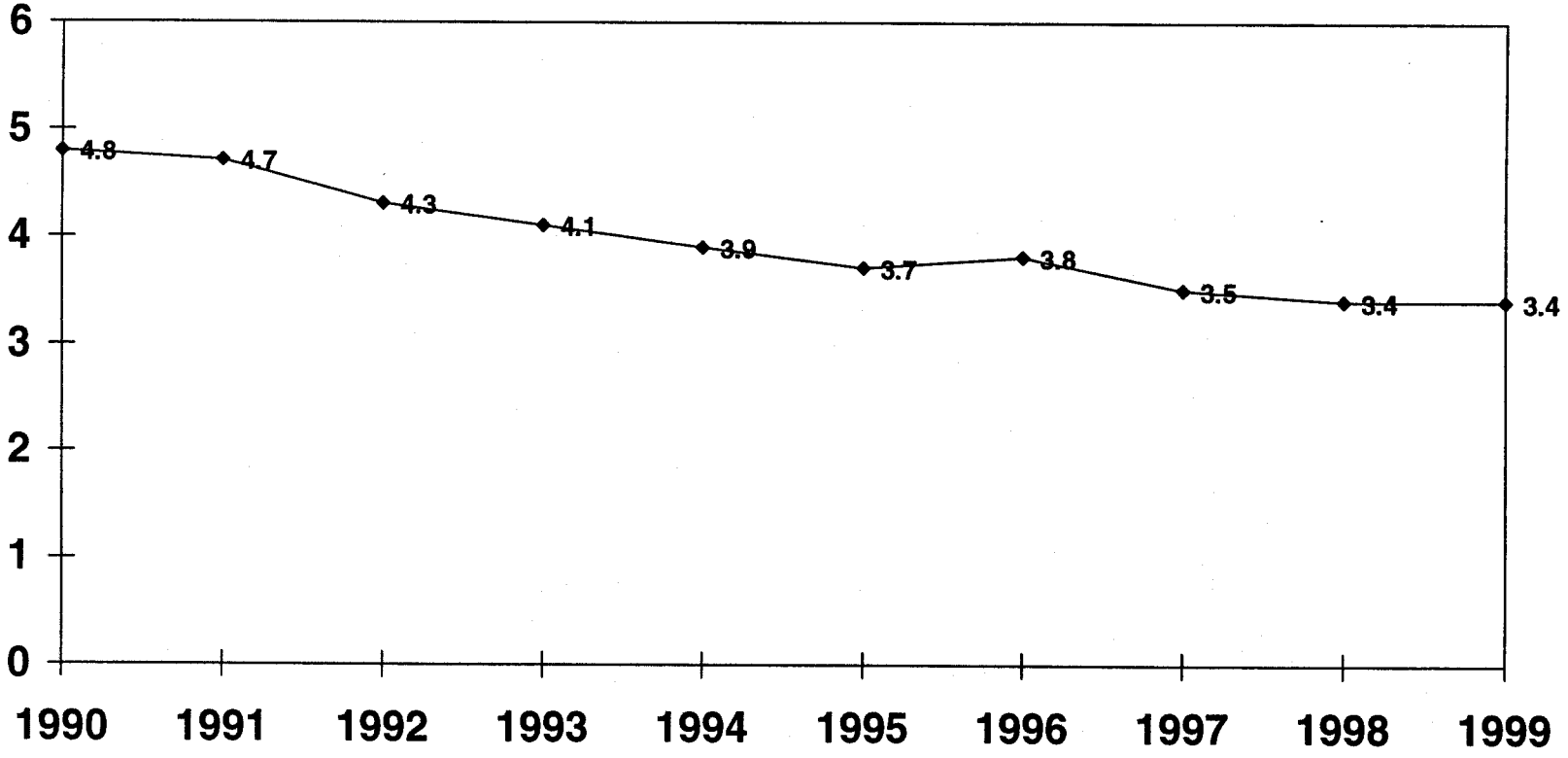

ok

FOREIGN MILITARY FINANCING PROGRAM

(DOLLARS IN THOUSANDS)

	FY 1950 FY 1989	FY 1990	FY 1991	FY 1992	FY 1993	FY 1994
WORLDWIDE	61,746,029	4,757,992	4,693,363	4,274,476	4,123,705	3,917,203
PAYMENT WAIVED	24,027,427	4,353,738	4,215,418	3,929,476	3,268,505	3,147,703
DOD DIRECT	9,910,102	404,254	477,945	345,000	855,200	769,500
DOD GUARANTY	27,808,500	-	-	-	-	-
EAST ASIA AND PACIFIC	4,605,749	143,412	210,543	25,000	15,000	750
PAYMENT WAIVED	-	143,412	185,543	25,000	15,000	750
DOD DIRECT	1,098,949	-	25,000	-	-	-
DOD GUARANTY	3,506,800	-	-	-	-	-
AUSTRALIA	115,586	-	-	-	-	-
DOD DIRECT	115,586	-	-	-	-	-
CAMBODIA	-	-	-	-	-	750
PAYMENT WAIVED	-	-	-	-	-	750
FIJI	-	-	-	-	-	-
PAYMENT WAIVED	-	-	-	-	-	-
INDONESIA	352,340	-	25,000	-	-	-
DOD DIRECT	59,140	-	25,000	-	-	-
DOD GUARANTY	293,200	-	-	-	-	-
JAPAN	34,772	-	-	-	-	-
DOD DIRECT	34,772	-	-	-	-	-
KOREA (SEOUL)	2,348,573	-	-	-	-	-
DOD DIRECT	454,390	-	-	-	-	-
DOD GUARANTY	1,894,183	-	-	-	-	-
LAOS	-	-	-	-	-	-
PAYMENT WAIVED	-	-	-	-	-	-
MALAYSIA	176,910	-	-	-	-	-
DOD DIRECT	38,071 A/	-	-	-	-	-
DOD GUARANTY	138,838	-	-	-	-	-
NEW ZEALAND	1,492	-	-	-	-	-
DOD DIRECT	1,492	-	-	-	-	-
REP OF PHILIPPINES	344,100	140,395	185,543	25,000	15,000	-
PAYMENT WAIVED	-	140,395	185,543 B/	25,000	15,000	-
DOD DIRECT	8,600 A/	-	-	-	-	-
DOD GUARANTY	335,500	-	-	-	-	-

TOTALS MAY NOT ADD DUE TO ROUNDING

* LESS THAN $500

AS OF 30 SEP 99

FOREIGN MILITARY FINANCING PROGRAM

(DOLLARS IN THOUSANDS)

FY 1995	FY 1996	FY 1997	C/ FY 1998	FY 1999	FY 1950 FY 1999		
3,712,246	3,836,343	3,530,286	3,419,707	3,370,240	101,381,590	D/	WORLDWIDE
3,154,561	3,292,343	3,232,786	3,319,707	3,370,240	59,311,904		PAYMENT WAIVED
557,685	544,000	297,500	100,000	-	14,261,186		DOD DIRECT
-	-	-	-	-	27,808,500		DOD GUARANTY
1,300	2,500	1,000	-	1,500	5,006,754		EAST ASIA AND PACIFIC
1,300	2,500	1,000	-	1,500	376,005		PAYMENT WAIVED
-	-	-	-	-	1,123,949		DOD DIRECT
-	-	-	-	-	3,506,800		DOD GUARANTY
-	-	-	-	-	115,586		AUSTRALIA
-	-	-	-	-	115,586		DOD DIRECT
1,300	2,000	1,000	-	-	5,050		CAMBODIA
1,300	2,000	1,000	-	-	5,050		PAYMENT WAIVED
-	-	-	-	500	500		FIJI
-	-	-	-	500	500		PAYMENT WAIVED
-	-	-	-	-	377,340		INDONESIA
-	-	-	-	-	84,140		DOD DIRECT
-	-	-	-	-	293,200		DOD GUARANTY
-	-	-	-	-	34,772		JAPAN
-	-	-	-	-	34,772		DOD DIRECT
-	-	-	-	-	2,348,573		KOREA (SEOUL)
-	-	-	-	-	454,390		DOD DIRECT
-	-	-	-	-	1,894,183		DOD GUARANTY
-	500	-	-	-	500		LAOS
-	500	-	-	-	500		PAYMENT WAIVED
-	-	-	-	-	176,910		MALAYSIA
-	-	-	-	-	38,071		DOD DIRECT
-	-	-	-	-	138,838		DOD GUARANTY
-	-	-	-	-	1,492		NEW ZEALAND
-	-	-	-	-	1,492		DOD DIRECT
-	-	-	-	1,000	711,038		REP OF PHILIPPINES
-	-	-	-	1,000	366,938		PAYMENT WAIVED
-	-	-	-	-	8,600		DOD DIRECT
-	-	-	-	-	335,500		DOD GUARANTY

TOTALS MAY NOT ADD DUE TO ROUNDING

* LESS THAN $500

AS OF 30 SEP 99

FOREIGN MILITARY FINANCING PROGRAM (CONTINUED)

(DOLLARS IN THOUSANDS)

	FY 1950 FY 1989	FY 1990	FY 1991	FY 1992	FY 1993	FY 1994
EAST ASIA AND PACIFIC (CONTINUED)						
SINGAPORE	17,221	-	-	-	-	-
DOD GUARANTY	17,221	-	-	-	-	-
TAIWAN	547,726	-	-	-	-	-
DOD DIRECT	187,866	-	-	-	-	-
DOD GUARANTY	359,860	-	-	-	-	-
THAILAND	667,030	3,017	-	-	-	-
PAYMENT WAIVED	-	3,017	-	-	-	-
DOD DIRECT	199,031	-	-	-	-	-
DOD GUARANTY	467,999	-	-	-	-	-
NEAR EAST AND SOUTH ASIA	43,938,773	3,411,518	3,172,600	3,153,500	3,152,500	3,109,000
PAYMENT WAIVED	23,383,700	3,411,518	3,162,600	3,153,500	3,152,500	3,109,000
DOD DIRECT	3,575,294	-	10,000	-	-	-
DOD GUARANTY	16,979,779	-	-	-	-	-
BAHRAIN	-	-	-	1,000	500	-
PAYMENT WAIVED	-	-	-	1,000	500	-
BANGLADESH	-	-	-	-	-	-
PAYMENT WAIVED	-	-	-	-	-	-
EGYPT E/	11,959,100	1,294,410	1,300,000	1,300,000	1,300,000	1,300,000
PAYMENT WAIVED	7,409,100	1,294,410	1,300,000	1,300,000	1,300,000	1,300,000
DOD GUARANTY	4,550,000	-	-	-	-	-
INDIA	27,310	-	-	-	-	-
DOD DIRECT	27,310	-	-	-	-	-
IRAN	496,407	-	-	-	-	-
DOD DIRECT	175,705	-	-	-	-	-
DOD GUARANTY	320,701	-	-	-	-	-
ISRAEL E/F/	26,826,844	1,792,260	1,800,000	1,800,000	1,800,000	1,800,000
PAYMENT WAIVED	15,622,600	1,792,260	1,800,000	1,800,000	1,800,000	1,800,000
DOD DIRECT	1,667,103	-	-	-	-	-
DOD GUARANTY	9,537,142	-	-	-	-	-
JORDAN	887,685	67,794	20,000	20,000	9,000	9,000
PAYMENT WAIVED	10,000	67,794	20,000	20,000	9,000	9,000
DOD DIRECT	227,048	-	-	-	-	-
DOD GUARANTY	650,637	-	-	-	-	-

TOTALS MAY NOT ADD DUE TO ROUNDING

* LESS THAN $500

AS OF 30 SEP 99

FOREIGN MILITARY FINANCING PROGRAM (CONTINUED)

(DOLLARS IN THOUSANDS)

FY 1995	FY 1996	FY 1997	FY 1998	FY 1999	FY 1950 FY 1999	
						EAST ASIA AND PACIFIC (CONTINUED)
-	-	-	-	-	17,221	SINGAPORE
-	-	-	-	-	17,221	DOD GUARANTY
-	-	-	-	-	547,726	TAIWAN
-	-	-	-	-	187,866	DOD DIRECT
-	-	-	-	-	359,860	DOD GUARANTY
-	-	-	-	-	670,047	THAILAND
-	-	-	-	-	3,017	PAYMENT WAIVED
-	-	-	-	-	199,031	DOD DIRECT
-	-	-	-	-	467,999	DOD GUARANTY
3,107,300	3,200,300	3,130,045	3,152,050	3,263,200	75,790,786	NEAR EAST AND SOUTH ASIA
3,107,300	3,200,300	3,130,045	3,152,050	3,263,200	55,225,713	PAYMENT WAIVED
-	-	-	-	-	3,585,294	DOD DIRECT
-	-	-	-	-	16,979,779	DOD GUARANTY
-	-	-	-	-	1,500	BAHRAIN
-	-	-	-	-	1,500	PAYMENT WAIVED
-	-	-	1,250	800	2,050	BANGLADESH
-	-	-	1,250	800	2,050	PAYMENT WAIVED
1,300,000	1,300,000	1,300,000	1,300,000	1,300,000	24,953,510	EGYPT E/
1,300,000	1,300,000	1,300,000	1,300,000	1,300,000	20,403,510	PAYMENT WAIVED
-	-	-	-	-	4,550,000	DOD GUARANTY
-	-	-	-	-	27,310	INDIA
-	-	-	-	-	27,310	DOD DIRECT
-	-	-	-	-	496,407	IRAN
-	-	-	-	-	175,705	DOD DIRECT
-	-	-	-	-	320,701	DOD GUARANTY
1,800,000	1,800,000	1,800,000	1,800,000	1,860,000	44,879,104	ISRAEL E/F/
1,800,000	1,800,000	1,800,000	1,800,000	1,860,000	33,674,860	PAYMENT WAIVED
-	-	-	-	-	1,667,103	DOD DIRECT
-	-	-	-	-	9,537,142	DOD GUARANTY
7,300	100,300	30,045	50,000	95,900	1,297,024	JORDAN
7,300	100,300	30,045	50,000	95,900	419,339	PAYMENT WAIVED
-	-	-	-	-	227,048	DOD DIRECT
-	-	-	-	-	650,637	DOD GUARANTY

TOTALS MAY NOT ADD DUE TO ROUNDING * LESS THAN $500

AS OF 30 SEP 99

FOREIGN MILITARY FINANCING PROGRAM (CONTINUED)

(DOLLARS IN THOUSANDS)

	FY 1950 FY 1989	FY 1990	FY 1991	FY 1992	FY 1993	FY 1994
NEAR EAST AND SOUTH ASIA (CONTINUED)						
LEBANON	243,668	-	-	-	-	-
DOD DIRECT	9,168	-	-	-	-	-
DOD GUARANTY	234,500	-	-	-	-	-
MOROCCO	521,537	42,815	39,600	22,000	40,000	-
PAYMENT WAIVED	52,000	42,815	39,600	22,000	40,000	-
DOD DIRECT	101,787	-	-	-	-	-
DOD GUARANTY	367,750	-	-	-	-	-
NEPAL	-	-	-	-	-	-
PAYMENT WAIVED	-	-	-	-	-	-
OMAN	199,140	-	3,000	500	1,000	-
PAYMENT WAIVED	-	-	3,000	500	1,000	-
DOD DIRECT	49,140	-	-	-	-	-
DOD GUARANTY	150,000	-	-	-	-	-
PAKISTAN	2,006,158	184,369	-	-	-	-
PAYMENT WAIVED	260,000	184,369	-	-	-	-
DOD DIRECT	1,184,311	-	-	-	-	-
DOD GUARANTY	561,847	-	-	-	-	-
SAUDI ARABIA	254,167	-	-	-	-	-
DOD DIRECT	65,222	-	-	-	-	-
DOD GUARANTY	188,945	-	-	-	-	-
SRI LANKA	2,308	-	-	-	-	-
DOD DIRECT	308	-	-	-	-	-
DOD GUARANTY	2,000	-	-	-	-	-
TUNISIA	502,192	29,871	10,000	10,000	2,000	-
PAYMENT WAIVED	30,000	29,871	-	10,000	2,000	-
DOD DIRECT	68,192 A/	-	10,000	-	-	-
DOD GUARANTY	404,000	-	-	-	-	-
YEMEN	12,257	-	-	-	-	-
DOD GUARANTY	12,257	-	-	-	-	-
EUROPE	11,298,320	930,980	1,050,000	950,000	855,250	769,500
PAYMENT WAIVED	596,750	526,726	630,000	605,000	250	-
DOD DIRECT	4,622,570	404,254	420,000	345,000	855,000	769,500
DOD GUARANTY	6,079,000	-	-	-	-	-

TOTALS MAY NOT ADD DUE TO ROUNDING

* LESS THAN $500

AS OF 30 SEP 99

FOREIGN MILITARY FINANCING PROGRAM (CONTINUED)

(DOLLARS IN THOUSANDS)

FY 1995	FY 1996	FY 1997	FY 1998	FY 1999	FY 1950 FY 1999	
						NEAR EAST AND SOUTH ASIA (CONTINUED)
-	-	-	-	-	243,668	LEBANON
-	-	-	-	-	9,168	DOD DIRECT
-	-	-	-	-	234,500	DOD GUARANTY
-	-	-	-	4,000	669,952	MOROCCO
-	-	-	-	4,000	200,415	PAYMENT WAIVED
-	-	-	-	-	101,787	DOD DIRECT
-	-	-	-	-	367,750	DOD GUARANTY
-	-	-	800	500	1,300	NEPAL
-	-	-	800	500	1,300	PAYMENT WAIVED
-	-	-	-	-	203,640	OMAN
-	-	-	-	-	4,500	PAYMENT WAIVED
-	-	-	-	-	49,140	DOD DIRECT
-	-	-	-	-	150,000	DOD GUARANTY
-	-	-	-	-	2,190,526	PAKISTAN
-	-	-	-	-	444,369	PAYMENT WAIVED
-	-	-	-	-	1,184,311	DOD DIRECT
-	-	-	-	-	561,847	DOD GUARANTY
-	-	-	-	-	254,167	SAUDI ARABIA
-	-	-	-	-	65,222	DOD DIRECT
-	-	-	-	-	188,945	DOD GUARANTY
-	-	-	-	-	2,308	SRI LANKA
-	-	-	-	-	308	DOD DIRECT
-	-	-	-	-	2,000	DOD GUARANTY
-	-	-	-	2,000	556,063	TUNISIA
-	-	-	-	2,000	73,871	PAYMENT WAIVED
-	-	-	-	-	78,192	DOD DIRECT
-	-	-	-	-	404,000	DOD GUARANTY
-	-	-	-	-	12,257	YEMEN
-	-	-	-	-	12,257	DOD GUARANTY
560,803	597,850	364,809	244,957	90,700	17,713,169	EUROPE
3,118	53,850	67,309	144,957	90,700	2,718,660	PAYMENT WAIVED
557,685	544,000	297,500	100,000	-	8,915,509	DOD DIRECT
-	-	-	-	-	6,079,000	DOD GUARANTY

TOTALS MAY NOT ADD DUE TO ROUNDING

* LESS THAN $500

AS OF 30 SEP 99

FOREIGN MILITARY FINANCING PROGRAM (CONTINUED)

(DOLLARS IN THOUSANDS)

	FY 1950 FY 1989	FY 1990	FY 1991	FY 1992	FY 1993	FY 1994
EUROPE (CONTINUED)						
ALBANIA	-	-	-	-	-	-
PAYMENT WAIVED	-	-	-	-	-	-
AUSTRIA	15,713	-	-	-	-	-
DOD DIRECT	15,713	-	-	-	-	-
BELGIUM	7,793	-	-	-	-	-
DOD DIRECT	7,793	-	-	-	-	-
BOSNIA-HERZEGOVINA	-	-	-	-	-	-
PAYMENT WAIVED	-	-	-	-	-	-
BULGARIA	-	-	-	-	-	-
PAYMENT WAIVED	-	-	-	-	-	-
CZECH REPUBLIC	-	-	-	-	-	-
PAYMENT WAIVED	-	-	-	-	-	-
ESTONIA	-	-	-	-	-	-
PAYMENT WAIVED	-	-	-	-	-	-
FRANCE	80,392	-	-	-	-	-
DOD DIRECT	80,392	-	-	-	-	-
GEORGIA	-	-	-	-	-	-
PAYMENT WAIVED	-	-	-	-	-	-
GREECE	4,140,750	348,495	350,000	350,000	315,000	283,500
PAYMENT WAIVED	-	29,871	30,000	30,000	-	-
DOD DIRECT	2,065,150	318,624	320,000	320,000	315,000	283,500
DOD GUARANTY	2,075,600	-	-	-	-	-
HUNGARY	-	-	-	-	250	-
PAYMENT WAIVED	-	-	-	-	250	-
ITALY	292	-	-	-	-	-
DOD DIRECT	292	-	-	-	-	-
KAZAKHSTAN	-	-	-	-	-	-
PAYMENT WAIVED	-	-	-	-	-	-
KYRGYZSTAN	-	-	-	-	-	-
PAYMENT WAIVED	-	-	-	-	-	-

TOTALS MAY NOT ADD DUE TO ROUNDING

* LESS THAN $500

AS OF 30 SEP 99

FOREIGN MILITARY FINANCING PROGRAM (CONTINUED)

(DOLLARS IN THOUSANDS)

FY 1995	FY 1996	FY 1997	FY 1998	FY 1999	FY 1950 FY 1999	
						EUROPE (CONTINUED)
-	2,525	100	1,700	4,000	8,325	ALBANIA
-	2,525	100	1,700	4,000	8,325	PAYMENT WAIVED
-	-	-	-	-	15,713	AUSTRIA
-	-	-	-	-	15,713	DOD DIRECT
-	-	-	-	-	7,793	BELGIUM
-	-	-	-	-	7,793	DOD DIRECT
-	-	-	-	4,000	4,000	BOSNIA-HERZEGOVINA
-	-	-	-	4,000	4,000	PAYMENT WAIVED
-	4,275	3,000	4,200	9,400	20,875	BULGARIA
-	4,275	3,000	4,200	9,400	20,875	PAYMENT WAIVED
-	8,900	9,087	16,250	7,100	41,337	CZECH REPUBLIC
-	8,900	9,087	16,250	7,100	41,337	PAYMENT WAIVED
706	1,500	1,500	8,300	4,700	16,706	ESTONIA
706	1,500	1,500	8,300	4,700	16,706	PAYMENT WAIVED
-	-	-	-	-	80,392	FRANCE
-	-	-	-	-	80,392	DOD DIRECT
-	-	700	5,350	7,950	14,000	GEORGIA
-	-	700	5,350	7,950	14,000	PAYMENT WAIVED
229,635	224,000	122,500	-	-	6,363,880	GREECE
-	-	-	-	-	89,871	PAYMENT WAIVED
229,635	224,000	122,500	-	-	4,198,409	DOD DIRECT
-	-	-	-	-	2,075,600	DOD GUARANTY
-	3,200	10,087	16,600	7,100	37,237	HUNGARY
-	3,200	10,087	16,600	7,100	37,237	PAYMENT WAIVED
-	-	-	-	-	292	ITALY
-	-	-	-	-	292	DOD DIRECT
-	-	1,500	2,250	1,800	5,550	KAZAKHSTAN
-	-	1,500	2,250	1,800	5,550	PAYMENT WAIVED
-	-	800	1,350	1,550	3,700	KYRGYZSTAN
-	-	800	1,350	1,550	3,700	PAYMENT WAIVED

TOTALS MAY NOT ADD DUE TO ROUNDING * LESS THAN $500

AS OF 30 SEP 99

FOREIGN MILITARY FINANCING PROGRAM (CONTINUED)

(DOLLARS IN THOUSANDS)

	FY 1950 FY 1989	FY 1990	FY 1991	FY 1992	FY 1993	FY 1994
EUROPE (CONTINUED)						
LATVIA	-	-	-	-	-	-
PAYMENT WAIVED	-	-	-	-	-	-
LITHUANIA	-	-	-	-	-	-
PAYMENT WAIVED	-	-	-	-	-	-
MACEDONIA (FYROM)	-	-	-	-	-	-
PAYMENT WAIVED	-	-	-	-	-	-
MALTA	-	-	-	-	-	-
PAYMENT WAIVED	-	-	-	-	-	-
MOLDOVA	-	-	-	-	-	-
PAYMENT WAIVED	-	-	-	-	-	-
NETHERLANDS	2,200	-	-	-	-	-
DOD DIRECT	2,200	-	-	-	-	-
POLAND	-	-	-	-	-	-
PAYMENT WAIVED	-	-	-	-	-	-
DOD DIRECT	-	-	-	-	-	-
PORTUGAL	343,065	84,635	100,000	100,000	90,000	81,000
PAYMENT WAIVED	100,000	84,635	100,000	100,000	-	-
DOD DIRECT	100,565	-	-	-	90,000	81,000
DOD GUARANTY	142,500	-	-	-	-	-
ROMANIA	-	-	-	-	-	-
PAYMENT WAIVED	-	-	-	-	-	-
RUSSIA	-	-	-	-	-	-
PAYMENT WAIVED	-	-	-	-	-	-
SLOVAKIA	-	-	-	-	-	-
PAYMENT WAIVED	-	-	-	-	-	-
SLOVENIA	-	-	-	-	-	-
PAYMENT WAIVED	-	-	-	-	-	-
SPAIN	2,415,100	-	-	-	-	-
DOD DIRECT	890,100	-	-	-	-	-
DOD GUARANTY	1,525,000	-	-	-	-	-

TOTALS MAY NOT ADD DUE TO ROUNDING * LESS THAN $500

AS OF 30 SEP 99

FOREIGN MILITARY FINANCING PROGRAM (CONTINUED)

(DOLLARS IN THOUSANDS)

FY 1995	FY 1996	FY 1997	FY 1998	FY 1999	FY 1950 FY 1999	
						EUROPE (CONTINUED)
706	1,500	1,500	6,950	4,700	15,356	LATVIA
706	1,500	1,500	6,950	4,700	15,356	PAYMENT WAIVED
706	1,500	1,500	6,950	4,700	15,356	LITHUANIA
706	1,500	1,500	6,950	4,700	15,356	PAYMENT WAIVED
-	750	1,648	19,257	6,000	27,655	MACEDONIA (FYROM)
-	750	1,648	19,257	6,000	27,655	PAYMENT WAIVED
-	-	-	-	300	300	MALTA
-	-	-	-	300	300	PAYMENT WAIVED
-	-	800	3,450	1,250	5,500	MOLDOVA
-	-	800	3,450	1,250	5,500	PAYMENT WAIVED
-	-	-	-	-	2,200	NETHERLANDS
-	-	-	-	-	2,200	DOD DIRECT
1,000	16,475	12,587	124,700	6,600	161,362	POLAND
1,000	16,475	12,587	24,700	6,600	61,362	PAYMENT WAIVED
-	-	-	100,000	-	100,000	DOD DIRECT
-	-	-	-	-	798,700	PORTUGAL
-	-	-	-	-	384,635	PAYMENT WAIVED
-	-	-	-	-	271,565	DOD DIRECT
-	-	-	-	-	142,500	DOD GUARANTY
-	9,275	6,500	13,900	6,500	36,175	ROMANIA
-	9,275	6,500	13,900	6,500	36,175	PAYMENT WAIVED
-	-	2,250	2,250	-	4,500	RUSSIA
-	-	2,250	2,250	-	4,500	PAYMENT WAIVED
-	3,550	6,000	3,200	3,200	15,950	SLOVAKIA
-	3,550	6,000	3,200	3,200	15,950	PAYMENT WAIVED
-	400	1,000	2,500	2,600	6,500	SLOVENIA
-	400	1,000	2,500	2,600	6,500	PAYMENT WAIVED
-	-	-	-	-	2,415,100	SPAIN
-	-	-	-	-	890,100	DOD DIRECT
-	-	-	-	-	1,525,000	DOD GUARANTY

TOTALS MAY NOT ADD DUE TO ROUNDING * LESS THAN $500

AS OF 30 SEP 99

FOREIGN MILITARY FINANCING PROGRAM (CONTINUED)

(DOLLARS IN THOUSANDS)

	FY 1950 FY 1989	FY 1990	FY 1991	FY 1992	FY 1993	FY 1994
EUROPE (CONTINUED)						
TURKEY	4,293,015	497,850	600,000	500,000	450,000	405,000
PAYMENT WAIVED	496,750	412,220	500,000	475,000	-	-
DOD DIRECT	1,460,365	85,630	100,000	A/ 25,000	450,000	405,000
DOD GUARANTY	2,335,900	-	-	-	-	-
TURKMENISTAN	-	-	-	-	-	-
PAYMENT WAIVED	-	-	-	-	-	-
UKRAINE	-	-	-	-	-	-
PAYMENT WAIVED	-	-	-	-	-	-
UZBEKISTAN	-	-	-	-	-	-
PAYMENT WAIVED	-	-	-	-	-	-
AFRICA	632,389	19,188	29,424	7,205	12,937	1,385
PAYMENT WAIVED	46,977	19,188	29,424	7,205	12,937	1,385
DOD DIRECT	147,734	-	-	-	-	-
DOD GUARANTY	437,677	-	-	-	-	-
ANGOLA	-	-	-	-	-	-
PAYMENT WAIVED	-	-	-	-	-	-
BENIN	-	77	-	-	250	-
PAYMENT WAIVED	-	77	-	-	250	-
BOTSWANA	18,000	996	2,600	-	1,800	-
PAYMENT WAIVED	-	996	2,600	-	1,800	-
DOD DIRECT	5,000	-	-	-	-	-
DOD GUARANTY	13,000	-	-	-	-	-
BURUNDI	-	65	250	-	-	-
PAYMENT WAIVED	-	65	250	-	-	-
CAMEROON	26,400	188	840	-	-	-
PAYMENT WAIVED	-	188	840	-	-	-
DOD DIRECT	5,000	-	-	-	-	-
DOD GUARANTY	21,400	-	-	-	-	-
CAPE VERDE	-	-	1,860	225	-	-
PAYMENT WAIVED	-	-	1,860	225	-	-
CENTRAL AFRICAN REP	-	120	250	-	-	-
PAYMENT WAIVED	-	120	250	-	-	-

TOTALS MAY NOT ADD DUE TO ROUNDING

* LESS THAN $500

AS OF 30 SEP 99

FOREIGN MILITARY FINANCING PROGRAM (CONTINUED)

(DOLLARS IN THOUSANDS)

FY 1995	FY 1996	FY 1997	FY 1998	FY 1999	FY 1950 FY 1999	
						EUROPE (CONTINUED)
328,050	320,000	175,000	-	-	7,568,915	TURKEY
-	-	-	-	-	1,883,970	PAYMENT WAIVED
328,050	320,000	175,000	-	-	3,349,045	DOD DIRECT
-	-	-	-	-	2,335,900	DOD GUARANTY
-	-	500	450	600	1,550	TURKMENISTAN
-	-	500	450	600	1,550	PAYMENT WAIVED
-	-	5,250	3,800	5,000	14,050	UKRAINE
-	-	5,250	3,800	5,000	14,050	PAYMENT WAIVED
-	-	1,000	1,550	1,650	4,200	UZBEKISTAN
-	-	1,000	1,550	1,650	4,200	PAYMENT WAIVED
1,330	9,043	9,249	17,350	8,200	747,699	AFRICA
1,330	9,043	9,249	17,350	8,200	162,287	PAYMENT WAIVED
-	-	-	-	-	147,734	DOD DIRECT
-	-	-	-	-	437,677	DOD GUARANTY
-	2,000	-	-	-	2,000	ANGOLA
-	2,000	-	-	-	2,000	PAYMENT WAIVED
-	-	-	3,200	-	3,527	BENIN
-	-	-	3,200	-	3,527	PAYMENT WAIVED
-	-	-	-	-	23,396	BOTSWANA
-	-	-	-	-	5,396	PAYMENT WAIVED
-	-	-	-	-	5,000	DOD DIRECT
-	-	-	-	-	13,000	DOD GUARANTY
-	-	-	-	-	315	BURUNDI
-	-	-	-	-	315	PAYMENT WAIVED
-	-	-	-	-	27,428	CAMEROON
-	-	-	-	-	1,028	PAYMENT WAIVED
-	-	-	-	-	5,000	DOD DIRECT
-	-	-	-	-	21,400	DOD GUARANTY
-	-	-	-	-	2,085	CAPE VERDE
-	-	-	-	-	2,085	PAYMENT WAIVED
-	-	-	-	-	370	CENTRAL AFRICAN REP
-	-	-	-	-	370	PAYMENT WAIVED

TOTALS MAY NOT ADD DUE TO ROUNDING

* LESS THAN $500

AS OF 30 SEP 99

FOREIGN MILITARY FINANCING PROGRAM (CONTINUED)

(DOLLARS IN THOUSANDS)

	FY 1950 FY 1989	FY 1990	FY 1991	FY 1992	FY 1993	FY 1994
AFRICA (CONTINUED)						
CHAD	-	3,792	854	-	-	-
PAYMENT WAIVED	-	3,792	854	-	-	-
COMOROS	-	85	-	-	-	-
PAYMENT WAIVED	-	85	-	-	-	-
CONGO (BRAZZAVILLE)	-	-	13	-	-	-
PAYMENT WAIVED	-	-	13	-	-	-
CONGO (KINSHASA)	131,550	2,986	-	-	-	-
PAYMENT WAIVED	-	2,986	-	-	-	-
DOD DIRECT	91,500	-	-	-	-	-
DOD GUARANTY	40,050	-	-	-	-	-
DJIBOUTI	-	2,076	1,505	-	-	-
PAYMENT WAIVED	-	2,076	1,505	-	-	-
EQUATORIAL GUINEA	-	319	-	-	-	-
PAYMENT WAIVED	-	319	-	-	-	-
ERITREA	-	-	-	-	-	200
PAYMENT WAIVED	-	-	-	-	-	200
ETHIOPIA	36,000	-	-	-	-	500
PAYMENT WAIVED	-	-	-	-	-	500
DOD DIRECT	36,000	-	-	-	-	-
GABON	15,200	115	242	-	-	-
PAYMENT WAIVED	-	115	242	-	-	-
DOD DIRECT	2,000	-	-	-	-	-
DOD GUARANTY	13,200	-	-	-	-	-
GAMBIA	-	50	500	100	1,300	-
PAYMENT WAIVED	-	50	500	100	1,300	-
GHANA	-	-	950	200	600	285
PAYMENT WAIVED	-	-	950	200	600	285
GUINEA	-	440	750	150	100	-
PAYMENT WAIVED	-	440	750	150	100	-
GUINEA-BISSAU	-	405	250	100	1,700	-
PAYMENT WAIVED	-	405	250	100	1,700	-

TOTALS MAY NOT ADD DUE TO ROUNDING * LESS THAN $500

AS OF 30 SEP 99

(DOLLARS IN THOUSANDS)

FY 1995	FY 1996	FY 1997	FY 1998	FY 1999	FY 1950 FY 1999	
						AFRICA (CONTINUED)
-	-	-	-	-	4,646	CHAD
-	-	-	-	-	4,646	PAYMENT WAIVED
-	-	-	-	-	85	COMOROS
-	-	-	-	-	85	PAYMENT WAIVED
-	-	-	-	-	13	CONGO (BRAZZAVILLE)
-	-	-	-	-	13	PAYMENT WAIVED
-	-	-	-	-	134,536	CONGO (KINSHASA)
-	-	-	-	-	2,986	PAYMENT WAIVED
-	-	-	-	-	91,500	DOD DIRECT
-	-	-	-	-	40,050	DOD GUARANTY
-	-	-	-	-	3,581	DJIBOUTI
-	-	-	-	-	3,581	PAYMENT WAIVED
-	-	-	-	-	319	EQUATORIAL GUINEA
-	-	-	-	-	319	PAYMENT WAIVED
460	2,613	1,750	1,000	-	6,023	ERITREA
460	2,613	1,750	1,000	-	6,023	PAYMENT WAIVED
300	1,430	1,000	1,000	2,900	43,130	ETHIOPIA
300	1,430	1,000	1,000	2,900	7,130	PAYMENT WAIVED
-	-	-	-	-	36,000	DOD DIRECT
-	-	-	-	-	15,557	GABON
-	-	-	-	-	357	PAYMENT WAIVED
-	-	-	-	-	2,000	DOD DIRECT
-	-	-	-	-	13,200	DOD GUARANTY
-	-	-	-	-	1,950	GAMBIA
-	-	-	-	-	1,950	PAYMENT WAIVED
-	-	-	3,300	1,300	6,635	GHANA
-	-	-	3,300	1,300	6,635	PAYMENT WAIVED
-	-	-	-	-	1,440	GUINEA
-	-	-	-	-	1,440	PAYMENT WAIVED
-	-	-	-	-	2,455	GUINEA-BISSAU
-	-	-	-	-	2,455	PAYMENT WAIVED

TOTALS MAY NOT ADD DUE TO ROUNDING

* LESS THAN $500

AS OF 30 SEP 99

FOREIGN MILITARY FINANCING PROGRAM (CONTINUED)

(DOLLARS IN THOUSANDS)

	FY 1950 FY 1989	FY 1990	FY 1991	FY 1992	FY 1993	FY 1994
AFRICA (CONTINUED)						
IVORY COAST	-	490	2,327	-	-	-
PAYMENT WAIVED	-	490	2,327	-	-	-
KENYA	158,000	379	-	-	-	-
PAYMENT WAIVED	-	379	-	-	-	-
DOD DIRECT	3,000	-	-	-	-	-
DOD GUARANTY	155,000	-	-	-	-	-
LESOTHO	-	-	200	-	-	-
PAYMENT WAIVED	-	-	200	-	-	-
LIBERIA	28,515	-	-	-	-	-
DOD DIRECT	4,851	-	-	-	-	-
DOD GUARANTY	23,664	-	-	-	-	-
MADAGASCAR	-	449	112	-	-	-
PAYMENT WAIVED	-	449	112	-	-	-
MALAWI	-	1,391	100	-	-	-
PAYMENT WAIVED	-	1,391 A/	100 B/	-	-	-
MALI	48	-	-	100	747	-
PAYMENT WAIVED	-	-	-	100	747	-
DOD DIRECT	48	-	-	-	-	-
MAURITIUS	-	-	650	-	-	-
PAYMENT WAIVED	-	-	650	-	-	-
MOZAMBIQUE	-	-	-	-	-	400
PAYMENT WAIVED	-	-	-	-	-	400
NAMIBIA	-	-	3,000	100	600	-
PAYMENT WAIVED	-	-	3,000	100	600	-
NIGER	5,500	1,893	2,576	600	600	-
PAYMENT WAIVED	-	1,893	2,576 A/	600	600	-
DOD GUARANTY	5,500	-	-	-	-	-
NIGERIA	335	-	34	-	-	-
PAYMENT WAIVED	-	-	34	-	-	-
DOD DIRECT	335	-	-	-	-	-

TOTALS MAY NOT ADD DUE TO ROUNDING

* LESS THAN $500

AS OF 30 SEP 99

FOREIGN MILITARY FINANCING PROGRAM (CONTINUED)

(DOLLARS IN THOUSANDS)

FY 1995	FY 1996	FY 1997	FY 1998	FY 1999	FY 1950 FY 1999	
						AFRICA (CONTINUED)
-	-	-	1,200	500	4,517	IVORY COAST
-	-	-	1,200	500	4,517	PAYMENT WAIVED
-	-	-	-	-	158,379	KENYA
-	-	-	-	-	379	PAYMENT WAIVED
-	-	-	-	-	3,000	DOD DIRECT
-	-	-	-	-	155,000	DOD GUARANTY
-	-	-	-	-	200	LESOTHO
-	-	-	-	-	200	PAYMENT WAIVED
-	-	-	-	-	28,515	LIBERIA
-	-	-	-	-	4,851	DOD DIRECT
-	-	-	-	-	23,664	DOD GUARANTY
-	-	-	-	-	561	MADAGASCAR
-	-	-	-	-	561	PAYMENT WAIVED
-	-	569	900	-	2,960	MALAWI
-	-	569	900	-	2,960	PAYMENT WAIVED
-	-	-	1,600	600	3,095	MALI
-	-	-	1,600	600	3,047	PAYMENT WAIVED
-	-	-	-	-	48	DOD DIRECT
-	-	-	-	-	650	MAURITIUS
-	-	-	-	-	650	PAYMENT WAIVED
-	200	-	-	-	600	MOZAMBIQUE
-	200	-	-	-	600	PAYMENT WAIVED
270	400	-	-	-	4,370	NAMIBIA
270	400	-	-	-	4,370	PAYMENT WAIVED
-	-	-	-	-	11,169	NIGER
-	-	-	-	-	5,669	PAYMENT WAIVED
-	-	-	-	-	5,500	DOD GUARANTY
-	-	-	-	-	369	NIGERIA
-	-	-	-	-	34	PAYMENT WAIVED
-	-	-	-	-	335	DOD DIRECT

TOTALS MAY NOT ADD DUE TO ROUNDING

* LESS THAN $500

AS OF 30 SEP 99

FOREIGN MILITARY FINANCING PROGRAM (CONTINUED)

(DOLLARS IN THOUSANDS)

	FY 1950 FY 1989	FY 1990	FY 1991	FY 1992	FY 1993	FY 1994
AFRICA (CONTINUED)						
RWANDA	1,500	135	219	-	525	-
PAYMENT WAIVED	-	135	219	-	525	-
DOD GUARANTY	1,500	-	-	-	-	-
SAO TOME & PRINCIPE	-	225	70	100	190	-
PAYMENT WAIVED	-	225	70	100	190	-
SENEGAL	8,000	1,853	5,000	5,000	2,700	-
PAYMENT WAIVED	-	1,853	5,000 A/	5,000	2,700	-
DOD GUARANTY	8,000	-	-	-	-	-
SEYCHELLES	-	65	340	40	110	-
PAYMENT WAIVED	-	65	340	40	110	-
SIERRA LEONE	-	313	2,675	60	-	-
PAYMENT WAIVED	-	313	2,675 A/	60	-	-
SOMALIA	55,066	-	-	-	-	-
DOD GUARANTY	55,066	-	-	-	-	-
SOUTH AFRICA	-	-	-	-	-	-
PAYMENT WAIVED	-	-	-	-	-	-
SUDAN	148,275	-	-	-	-	-
PAYMENT WAIVED	46,977 A/	-	-	-	-	-
DOD GUARANTY	101,297	-	-	-	-	-
TANZANIA	-	50	-	-	100	-
PAYMENT WAIVED	-	50	-	-	100	-
TOGO	-	190	158	-	-	-
PAYMENT WAIVED	-	190	158	-	-	-
UGANDA	-	40	-	30	425	-
PAYMENT WAIVED	-	40	-	30	425	-
ZAMBIA	-	-	-	150	300	-
PAYMENT WAIVED	-	-	-	150	300	-
ZIMBABWE	-	-	1,100	250	890	-
PAYMENT WAIVED	-	-	1,100	250	890	-

TOTALS MAY NOT ADD DUE TO ROUNDING

* LESS THAN $500

AS OF 30 SEP 99

FOREIGN MILITARY FINANCING PROGRAM (CONTINUED)

(DOLLARS IN THOUSANDS)

FY 1995	FY 1996	FY 1997	FY 1998	FY 1999	FY 1950 FY 1999	
						AFRICA (CONTINUED)
300	400	-	-	-	3,079	RWANDA
300	400	-	-	-	1,579	PAYMENT WAIVED
-	-	-	-	-	1,500	DOD GUARANTY
-	-	-	-	-	585	SAO TOME & PRINCIPE
-	-	-	-	-	585	PAYMENT WAIVED
-	-	1,965	900	2,600	28,018	SENEGAL
-	-	1,965	900	2,600	20,018	PAYMENT WAIVED
-	-	-	-	-	8,000	DOD GUARANTY
-	-	-	-	-	555	SEYCHELLES
-	-	-	-	-	555	PAYMENT WAIVED
-	-	-	-	-	3,048	SIERRA LEONE
-	-	-	-	-	3,048	PAYMENT WAIVED
-	-	-	-	-	55,066	SOMALIA
-	-	-	-	-	55,066	DOD GUARANTY
-	-	-	350	300	650	SOUTH AFRICA
-	-	-	350	300	650	PAYMENT WAIVED
-	-	-	-	-	148,275	SUDAN
-	-	-	-	-	46,977	PAYMENT WAIVED
-	-	-	-	-	101,297	DOD GUARANTY
-	-	-	-	-	150	TANZANIA
-	-	-	-	-	150	PAYMENT WAIVED
-	-	-	-	-	348	TOGO
-	-	-	-	-	348	PAYMENT WAIVED
-	2,000	3,965	3,900	-	10,360	UGANDA
-	2,000	3,965	3,900	-	10,360	PAYMENT WAIVED
-	-	-	-	-	450	ZAMBIA
-	-	-	-	-	450	PAYMENT WAIVED
-	-	-	-	-	2,240	ZIMBABWE
-	-	-	-	-	2,240	PAYMENT WAIVED

TOTALS MAY NOT ADD DUE TO ROUNDING

* LESS THAN $500

AS OF 30 SEP 99

FOREIGN MILITARY FINANCING PROGRAM (CONTINUED)

(DOLLARS IN THOUSANDS)

	FY 1950 FY 1989	FY 1990	FY 1991	FY 1992	FY 1993	FY 1994
WESTERN HEMISPHERE	1,247,688	222,752	203,224	110,416	61,361	12,227
PAYMENT WAIVED	-	222,752	180,279	110,416	61,361	12,227
DOD DIRECT	442,445	-	22,945	-	-	-
DOD GUARANTY	805,243	-	-	-	-	-
ANTIGUA & BARBUDA	-	780	630	870	80	37
PAYMENT WAIVED	-	780	630	870	80	37
ARGENTINA	175,879	-	3,500	1,000	-	-
PAYMENT WAIVED	-	-	3,500	1,000	-	-
DOD DIRECT	63,240	-	-	-	-	-
DOD GUARANTY	112,639	-	-	-	-	-
BAHAMAS	-	-	-	-	-	-
PAYMENT WAIVED	-	-	-	-	-	-
BARBADOS	-	620	1,220	850	80	37
PAYMENT WAIVED	-	620	1,220	850	80	37
BELIZE	-	-	500	500	500	160
PAYMENT WAIVED	-	-	500	500	500	160
BOLIVIA	23,000	38,228	35,000	25,000	18,595	2,967
PAYMENT WAIVED	-	38,228	35,000	25,000	18,595	2,967
DOD DIRECT	8,000	-	-	-	-	-
DOD GUARANTY	15,000	-	-	-	-	-
BOLIVIA - INTL NARC	-	1,000	-	-	-	-
PAYMENT WAIVED	-	1,000	-	-	-	-
BRAZIL	264,617	-	-	-	-	-
DOD DIRECT	111,303	-	-	-	-	-
DOD GUARANTY	153,315	-	-	-	-	-
CHILE	62,524	-	3,000	-	-	-
PAYMENT WAIVED	-	-	-	-	-	-
DOD DIRECT	58,490	-	3,000	-	-	-
DOD GUARANTY	4,034	-	-	-	-	-
COLOMBIA	139,823	69,734	47,000	47,000	27,000	7,700
PAYMENT WAIVED	-	69,734	27,055	47,000	27,000	7,700
DOD DIRECT	22,223	-	19,945	-	-	-
DOD GUARANTY	117,600	-	-	-	-	-

TOTALS MAY NOT ADD DUE TO ROUNDING

* LESS THAN $500

AS OF 30 SEP 99

FOREIGN MILITARY FINANCING PROGRAM (CONTINUED)

(DOLLARS IN THOUSANDS)

FY 1995	FY 1996	FY 1997	FY 1998	FY 1999	FY 1950 FY 1999	
16,998	2,000	2,000	5,350	6,640	1,890,656	WESTERN HEMISPHERE
16,998	2,000	2,000	5,350	6,640	620,023	PAYMENT WAIVED
-	-	-	-	-	465,390	DOD DIRECT
-	-	-	-	-	805,243	DOD GUARANTY
40	50	225	310	410	3,432	ANTIGUA & BARBUDA
40	50	225	310	410	3,432	PAYMENT WAIVED
-	-	-	1,250	1,850	183,479	ARGENTINA
-	-	-	1,250	1,850	7,600	PAYMENT WAIVED
-	-	-	-	-	63,240	DOD DIRECT
-	-	-	-	-	112,639	DOD GUARANTY
40	75	75	140	130	460	BAHAMAS
40	75	75	140	130	460	PAYMENT WAIVED
95	200	100	75	75	3,352	BARBADOS
95	200	100	75	75	3,352	PAYMENT WAIVED
-	75	75	100	100	2,010	BELIZE
-	75	75	100	100	2,010	PAYMENT WAIVED
3,229	-	-	-	-	146,019	BOLIVIA
3,229	-	-	-	-	123,019	PAYMENT WAIVED
-	-	-	-	-	8,000	DOD DIRECT
-	-	-	-	-	15,000	DOD GUARANTY
-	-	-	-	-	1,000	BOLIVIA - INTL NARC
-	-	-	-	-	1,000	PAYMENT WAIVED
-	-	-	-	-	264,617	BRAZIL
-	-	-	-	-	111,303	DOD DIRECT
-	-	-	-	-	153,315	DOD GUARANTY
-	-	-	300	400	66,224	CHILE
-	-	-	300	400	700	PAYMENT WAIVED
-	-	-	-	-	61,490	DOD DIRECT
-	-	-	-	-	4,034	DOD GUARANTY
10,000	-	-	-	-	348,256	COLOMBIA
10,000	-	-	-	-	188,489	PAYMENT WAIVED
-	-	-	-	-	42,168	DOD DIRECT
-	-	-	-	-	117,600	DOD GUARANTY

TOTALS MAY NOT ADD DUE TO ROUNDING

* LESS THAN $500

AS OF 30 SEP 99

FOREIGN MILITARY FINANCING PROGRAM (CONTINUED)

(DOLLARS IN THOUSANDS)

	FY 1950 FY 1989	FY 1990	FY 1991	FY 1992	FY 1993	FY 1994
WESTERN HEMISPHERE (CONTINUED)						
COLOMBIA - INTL NARC	-	1,996	-	-	-	-
PAYMENT WAIVED	-	1,996	-	-	-	-
COSTA RICA	5,000	-	-	-	-	-
DOD GUARANTY	5,000	-	-	-	-	-
DOMINICA	-	700	530	470	110	37
PAYMENT WAIVED	-	700	530	470	110	37
DOMINICAN REPUBLIC	23,698	1,276	1,000	1,000	500	300
PAYMENT WAIVED	-	1,276	1,000	1,000	500	300
DOD DIRECT	3,500	-	-	-	-	-
DOD GUARANTY	20,198	-	-	-	-	-
ECUADOR	64,964	-	2,000	2,339	1,150	130
PAYMENT WAIVED	-	-	2,000	2,339	1,150	130
DOD DIRECT	8,466	-	-	-	-	-
DOD GUARANTY	56,498	-	-	-	-	-
ECUADOR - INTL NARC	-	485	-	-	-	-
PAYMENT WAIVED	-	485	-	-	-	-
EL SALVADOR	110,573	79,635	65,945	21,250	11,000	-
PAYMENT WAIVED	-	79,635	65,945	21,250	11,000	-
DOD DIRECT	13,373	-	-	-	-	-
DOD GUARANTY	97,200	-	-	-	-	-
GRENADA	-	600	530	477	200	37
PAYMENT WAIVED	-	600	530	477	200	37
GUATEMALA	10,719	2,887	-	-	-	-
PAYMENT WAIVED	-	2,887	-	-	-	-
DOD DIRECT	9,327	-	-	-	-	-
DOD GUARANTY	1,391	-	-	-	-	-
GUYANA	-	-	-	-	-	180
PAYMENT WAIVED	-	-	-	-	-	180
HAITI	2,100	498	1,500	-	-	-
PAYMENT WAIVED	-	498	1,500	-	-	-
DOD GUARANTY	2,100	-	-	-	-	-

TOTALS MAY NOT ADD DUE TO ROUNDING

* LESS THAN $500

AS OF 30 SEP 99

FOREIGN MILITARY FINANCING PROGRAM (CONTINUED)

(DOLLARS IN THOUSANDS)

FY 1995	FY 1996	FY 1997	FY 1998	FY 1999	FY 1950 FY 1999	
						WESTERN HEMISPHERE (CONTINUED)
-	-	-	-	-	1,996	COLOMBIA - INTL NARC
-	-	-	-	-	1,996	PAYMENT WAIVED
-	-	-	-	-	5,000	COSTA RICA
-	-	-	-	-	5,000	DOD GUARANTY
40	50	100	115	145	2,297	DOMINICA
40	50	100	115	145	2,297	PAYMENT WAIVED
-	-	100	225	370	28,469	DOMINICAN REPUBLIC
-	-	100	225	370	4,771	PAYMENT WAIVED
-	-	-	-	-	3,500	DOD DIRECT
-	-	-	-	-	20,198	DOD GUARANTY
-	-	-	-	-	70,583	ECUADOR
-	-	-	-	-	5,619	PAYMENT WAIVED
-	-	-	-	-	8,466	DOD DIRECT
-	-	-	-	-	56,498	DOD GUARANTY
-	-	-	-	-	485	ECUADOR - INTL NARC
-	-	-	-	-	485	PAYMENT WAIVED
-	-	-	-	-	288,403	EL SALVADOR
-	-	-	-	-	177,830	PAYMENT WAIVED
-	-	-	-	-	13,373	DOD DIRECT
-	-	-	-	-	97,200	DOD GUARANTY
40	350	100	145	190	2,669	GRENADA
40	350	100	145	190	2,669	PAYMENT WAIVED
-	-	-	-	-	13,606	GUATEMALA
-	-	-	-	-	2,887	PAYMENT WAIVED
-	-	-	-	-	9,327	DOD DIRECT
-	-	-	-	-	1,391	DOD GUARANTY
-	75	-	100	100	455	GUYANA
-	75	-	100	100	455	PAYMENT WAIVED
3,000	-	225	650	300	8,273	HAITI
3,000	-	225	650	300	6,173	PAYMENT WAIVED
-	-	-	-	-	2,100	DOD GUARANTY

TOTALS MAY NOT ADD DUE TO ROUNDING

* LESS THAN $500

AS OF 30 SEP 99

FOREIGN MILITARY FINANCING PROGRAM (CONTINUED)

(DOLLARS IN THOUSANDS)

	FY 1950 FY 1989	FY 1990	FY 1991	FY 1992	FY 1993	FY 1994
WESTERN HEMISPHERE (CONTINUED)						
HONDURAS	52,430	20,163	31,900	5,000	317	-
PAYMENT WAIVED	-	20,163	31,900	5,000	317	-
DOD DIRECT	3,000	-	-	-	-	-
DOD GUARANTY	49,430	-	-	-	-	-
JAMAICA	2,587	1,000	1,000	2,500	399	300
PAYMENT WAIVED	-	1,000	1,000	2,500	399	300
DOD GUARANTY	2,587	-	-	-	-	-
MEXICO	4,298	-	-	-	-	-
DOD DIRECT	4,298	-	-	-	-	-
NICARAGUA	8,000	-	-	-	-	-
DOD GUARANTY	8,000	-	-	-	-	-
PANAMA	22,328	-	-	-	-	-
PAYMENT WAIVED	-	-	-	-	-	-
DOD DIRECT	3,828	-	-	-	-	-
DOD GUARANTY	18,500	-	-	-	-	-
PARAGUAY	707	-	-	250	-	-
PAYMENT WAIVED	-	-	-	250	-	-
DOD DIRECT	318	-	-	-	-	-
DOD GUARANTY	389	-	-	-	-	-
PERU	131,540	-	-	-	-	-
DOD DIRECT	28,978	-	-	-	-	-
DOD GUARANTY	102,562	-	-	-	-	-
PERU - INTL NARC	-	1,000	5,879	-	-	-
PAYMENT WAIVED	-	1,000	5,879 B/	-	-	-
ST KITTS AND NEVIS	-	500	530	470	190	37
PAYMENT WAIVED	-	500	530	470	190	37
ST LUCIA	-	500	530	470	610	168
PAYMENT WAIVED	-	500	530	470	610	168
ST VINCENT + GREN.	-	500	530	470	80	37
PAYMENT WAIVED	-	500	530	470	80	37
SURINAME	-	-	-	-	-	-
PAYMENT WAIVED	-	-	-	-	-	-

TOTALS MAY NOT ADD DUE TO ROUNDING

* LESS THAN $500

AS OF 30 SEP 99

FOREIGN MILITARY FINANCING PROGRAM (CONTINUED)

(DOLLARS IN THOUSANDS)

FY 1995	FY 1996	FY 1997	FY 1998	FY 1999	FY 1950 FY 1999	
						WESTERN HEMISPHERE (CONTINUED)
-	-	-	-	-	109,810	HONDURAS
-	-	-	-	-	57,380	PAYMENT WAIVED
-	-	-	-	-	3,000	DOD DIRECT
-	-	-	-	-	49,430	DOD GUARANTY
299	600	415	450	475	10,025	JAMAICA
299	600	415	450	475	7,438	PAYMENT WAIVED
-	-	-	-	-	2,587	DOD GUARANTY
-	-	-	-	-	4,298	MEXICO
-	-	-	-	-	4,298	DOD DIRECT
-	-	-	-	-	8,000	NICARAGUA
-	-	-	-	-	8,000	DOD GUARANTY
-	-	-	-	590	22,918	PANAMA
-	-	-	-	590	590	PAYMENT WAIVED
-	-	-	-	-	3,828	DOD DIRECT
-	-	-	-	-	18,500	DOD GUARANTY
-	-	-	-	-	957	PARAGUAY
-	-	-	-	-	250	PAYMENT WAIVED
-	-	-	-	-	318	DOD DIRECT
-	-	-	-	-	389	DOD GUARANTY
-	-	-	-	-	131,540	PERU
-	-	-	-	-	28,978	DOD DIRECT
-	-	-	-	-	102,562	DOD GUARANTY
-	-	-	-	-	6,879	PERU - INTL NARC
-	-	-	-	-	6,879	PAYMENT WAIVED
40	50	100	130	155	2,202	ST KITTS AND NEVIS
40	50	100	130	155	2,202	PAYMENT WAIVED
40	50	100	160	195	2,823	ST LUCIA
40	50	100	160	195	2,823	PAYMENT WAIVED
40	50	100	110	130	2,047	ST VINCENT + GREN.
40	50	100	110	130	2,047	PAYMENT WAIVED
-	75	-	-	-	75	SURINAME
-	75	-	-	-	75	PAYMENT WAIVED

TOTALS MAY NOT ADD DUE TO ROUNDING

* LESS THAN $500

AS OF 30 SEP 99

FOREIGN MILITARY FINANCING PROGRAM (CONTINUED)

(DOLLARS IN THOUSANDS)

	FY 1950 FY 1989	FY 1990	FY 1991	FY 1992	FY 1993	FY 1994
WESTERN HEMISPHERE (CONTINUED)						
TRINIDAD + TOBAGO	-	650	500	500	550	100
PAYMENT WAIVED	-	650	500	500	550	100
URUGUAY	18,349	-	-	-	-	-
PAYMENT WAIVED	-	-	-	-	-	-
DOD DIRECT	8,349	-	-	-	-	-
DOD GUARANTY	10,000	-	-	-	-	-
VENEZUELA	124,551	-	-	-	-	-
DOD DIRECT	95,751	-	-	-	-	-
DOD GUARANTY	28,800	-	-	-	-	-
NON REGIONAL	-	29,651	27,573	27,855	26,156	23,491
PAYMENT WAIVED	-	29,651	27,573	27,855	25,956	23,491
DOD DIRECT	-	-	-	-	200	-
FMF ADMIN COSTS	-	29,651	27,573	27,855	26,156	23,491
PAYMENT WAIVED	-	29,651	27,573	27,855	25,956	23,491
DOD DIRECT	-	-	-	-	200	-
INTERNATL. ORG. AND VARIOUS	23,110	492	-	500	500	850
PAYMENT WAIVED	-	492	-	500	500	850
DOD DIRECT	23,110	-	-	-	-	-

TOTALS MAY NOT ADD DUE TO ROUNDING

* LESS THAN $500

AS OF 30 SEP 99

(DOLLARS IN THOUSANDS)

FY 1995	FY 1996	FY 1997	FY 1998	FY 1999	FY 1950 FY 1999	
						WESTERN HEMISPHERE (CONTINUED)
95	300	285	290	225	3,495	TRINIDAD + TOBAGO
95	300	285	290	225	3,495	PAYMENT WAIVED
-	-	-	800	800	19,949	URUGUAY
-	-	-	800	800	1,600	PAYMENT WAIVED
-	-	-	-	-	8,349	DOD DIRECT
-	-	-	-	-	10,000	DOD GUARANTY
-	-	-	-	-	124,551	VENEZUELA
-	-	-	-	-	95,751	DOD DIRECT
-	-	-	-	-	28,800	DOD GUARANTY
22,145	23,250	23,183	-	-	203,304	NON REGIONAL
22,145	23,250	23,183	-	-	203,104	PAYMENT WAIVED
-	-	-	-	-	200	DOD DIRECT
22,145	23,250	23,183	-	-	203,304	FMF ADMIN COSTS
22,145	23,250	23,183	-	-	203,104	PAYMENT WAIVED
-	-	-	-	-	200	DOD DIRECT
2,370	1,400	-	-	-	29,222	INTERNATL. ORG. AND VARIOUS
2,370	1,400	-	-	-	6,112	PAYMENT WAIVED
-	-	-	-	-	23,110	DOD DIRECT

TOTALS MAY NOT ADD DUE TO ROUNDING

* LESS THAN $500

AS OF 30 SEP 99

A/ P.L. 101-513, SECTION 515(B), DATED NOVEMBER 5, 1990, DEOBLIGATED/REOBLIGATED FOREIGN MILITARY FINANCING GRANT AND DIRECT LOAN FUNDS AS FOLLOWS: SUDAN $3,022,790.00 IN FY 1982; MALAWI $700 THOUSAND IN FY 1990, FOR A TOTAL OF $3,722,790.00 IN GRANT DEOBLIGATIONS. THESE GRANT FUNDS WERE REOBLIGATED IN FY 1991 TO THE FOLLOWING COUNTRIES: NIGER $1,022,790.00; SENEGAL $2.0 MILLION; SIERRA LEONE $700 THOUSAND. DIRECT LOANS WERE DEOBLIGATED AS FOLLOWS: MALAYSIA $4.0 MILLION IN FY 1985, $1.484 MILLION IN FY 1986; PHILIPPINES $15.0 MILLION IN FY 1985, $14.355 MILLION IN FY 1986; TUNISIA $15.161 MILLION IN FY 1986, FOR A TOTAL OF $50.0 MILLION. THESE DIRECT LOAN FUNDS WERE REOBLIGATED TO TURKEY IN FY 1991.

B/ P.L. 102-391, DATED OCTOBER 6, 1992, RESCINDED A TOTAL OF $45.75 MILLION OF FOREIGN MILITARY FINANCING AND MAP MERGER FUNDS. FOREIGN MILITARY FINANCING GRANT FUNDS WERE RESCINDED IN FY 1991 AS FOLLOWS: EQUATORIAL GUINEA $390 THOUSAND; MALAWI $2.2 MILLION; PERU INTL NARC $11,538,261.23; PHILIPPINES $11,457,429.85, FOR A TOTAL OF $25.585 MILLION.

C/ EXCLUDES $50 MILLION FOR ISRAEL ANTI-TERRORISM AND $6.5 MILLION IN FY 1997, $2.4 MILLION IN FY 1998, AND $0.651 MILLION IN FY 1999 FOR DEMINING TRANSFERRED FROM THE NONPROLIFERATION, ANTI-TERRORISM, DEMINING AND RELATED PROGRAMS APPROPRIATION TO THE FOREIGN MILITARY FINANCING APPROPRIATION PURSUANT TO THE FY 1997 (P.L.104-208), FY 1998 (P.L.105-118), AND FY 1999 (P.L.105-277) FOREIGN ASSISTANCE APPROPRIATIONS ACTS.

D/ IN FY 1994, P.L. 103-211 RESCINDED $91,721 THOUSAND OF FOREIGN MILITARY FINANCING AND MAP MERGER FUNDS INVOLVING 29 COUNTRIES AND INTERNATIONAL ORGANIZATIONS AS FOLLOWS: FOREIGN MILITARY FINANCING FUNDS OF $90,282 THOUSAND AND MAP MERGER FUNDS OF $439 THOUSAND. SECDEF MESSAGE DTG 261745Z APRIL 1994, SUBJECT: FY 1994 FOREIGN MILITARY FINANCING (FMF) RESCISSION, PROVIDES DETAILS REGARDING COUNTRIES AND FISCAL YEARS AFFECTED BY THIS RESCISSION.

E/ INCLUDES $1.5 BILLION FOR EGYPT AND $2.2 BILLION FOR ISRAEL AUTHORIZED BY P.L. 36-38 (SUPPLEMENTAL APPROPRIATIONS ACT, JULY 25, 1979).

F/ INCLUDES $500.0 MILLION AUTHORIZED BY P.L. 91-441 AND APPROPRIATED BY P.L. 91-665 (SUPPLEMENTAL APPROPRIATIONS ACT, JANUARY 8, 1971) AND $2,182,664 THOUSAND PURSUANT TO P.L. 93-199 (EMERGENCY SECURITY ASSISTANCE ACT, DECEMBER 26, 1973).

G/ EXCLUDES $13.0 MILLION OF FY 1991 GRANTS ORIGINALLY ALLOCATED TO EL SALVADOR WHICH WERE TRANSFERRED TO THE FUND FOR CEASE-FIRE MONITORING, DEMOBILIZATION, AND TRANSITION TO PEACE PURSUANT TO SECTION 531(F) OF P.L. 101-513.

PAGE INTENTIONALLY LEFT BLANK

COMMERCIAL EXPORTS LICENSED UNDER ARMS EXPORT CONTROL ACT

(DOLLARS IN THOUSANDS)

	FY 1950 FY 1989	FY 1990	FY 1991	FY 1992	FY 1993	FY 1994
WORLDWIDE	47,308,599	6,215,959	5,165,782	2,667,219	3,808,085	3,339,128
EAST ASIA AND PACIFIC	14,622,123	1,647,884	1,835,825	969,764	870,094	814,704
AUSTRALIA	2,031,885	97,377	71,292	49,474	136,150	28,842
BRUNEI	13,799	2,248	1,122	558	294	21
CAMBODIA	5	-	-	-	-	-
CANTON & ENDERBURY I	6	-	-	-	-	-
CHINA	179,267	3,958	2,594	436	-	66
FIJI	809	92	5	-	*	679
FRENCH POLYNESIA(FR)	591	1	15	*	65	1
HONG KONG	204,311	4,414	3,875	2,214	1,255	771
INDONESIA	187,656	33,090	6,762	18,134	4,025	9,335
JAPAN	6,762,585	893,598	770,563	619,327	220,064	379,550
KIRIBATI(GILBERT IS)	3,396	-	-	-	-	-
KOREA (SEOUL)	1,876,952	294,123	612,714	82,441	121,794	88,724
LAOS	4	-	-	-	-	-
MACAU	335	55	13	46	77	178
MALAYSIA	496,121	15,729	16,897	3,100	7,458	6,311
MYANMAR	19,472	-	-	-	-	-
NAURU	236	-	-	-	-	-
NEW CALEDONIA (FR)	3,212	8	37	81	52	33
NEW ZEALAND	210,945	10,629	9,731	9,049	1,866	2,070
NIUE	107	-	-	-	-	-
NORFOLK ISLAND(AUST)	*	-	-	-	-	-
PAPUA NEW GUINEA	900	*	214	1,319	234	14
PITCAIRN (UK)	*	-	-	-	-	-
REP OF PHILIPPINES	119,888	12,068	1,325	1,915	723	1,329
SINGAPORE	684,153	98,422	74,010	53,593	16,437	14,880
SOLOMON ISLANDS	125	-	-	10	-	-
TAIWAN	1,408,087	149,963	160,041	95,610	346,026	261,869
THAILAND	417,156	32,077	104,610	32,457	13,570	20,027
TOKELAU	14	5	-	-	-	-
TONGA	14	25	5	-	3	-
TUVALU	9	-	-	-	-	-
VANUATU	15	-	-	-	-	-
VIETNAM	66	-	-	-	-	4
WESTERN SAMOA	4	-	-	-	-	-
NEAR EAST AND SOUTH ASIA	10,157,693	863,493	445,153	186,412	145,787	193,661
AFGHANISTAN	597	-	-	-	-	-
ALGERIA	97,392	1,049	1,372	1,311	368	2,774
BAHRAIN	20,319	2,536	677	817	85	1,370
BANGLADESH	14,320	1,004	1,309	137	200	196
BHUTAN	7	204	-	30	-	-
BR INDIAN OCEAN TERR	353	-	-	-	-	-
EGYPT	670,980	205,962	75,591	31,043	18,684	9,610

TOTALS MAY NOT ADD DUE TO ROUNDING

* LESS THAN $500

AS OF 30 SEP 99

COMMERCIAL EXPORTS LICENSED UNDER ARMS EXPORT CONTROL ACT

(DOLLARS IN THOUSANDS)

FY 1995	FY 1996	FY 1997	FY 1998	FY 1999	FY 1950 FY 1999	
3,172,773	1,562,704	1,818,273	2,044,935	654,260	77,757,717	WORLDWIDE
1,054,284	597,902	718,846	618,427	186,535	23,936,388	EAST ASIA AND PACIFIC
60,539	56,702	61,484	71,076	18,650	2,683,471	AUSTRALIA
20,325	1,007	20,906	21,369	337	81,986	BRUNEI
-	-	39	-	-	44	CAMBODIA
-	-	-	-	-	6	CANTON & ENDERBURY I
200	204	111	389	-	187,226	CHINA
10	11	-	-	-	1,606	FIJI
11,031	4	1	-	-	11,710	FRENCH POLYNESIA(FR)
1,018	1,525	284	1,388	1,103	222,158	HONG KONG
8,185	10,883	4,442	4,349	630	287,492	INDONESIA
744,937	373,423	249,298	249,498	118,542	11,381,384	JAPAN
-	-	-	-	-	3,396	KIRIBATI(GILBERT IS)
61,574	85,356	47,079	60,105	10,711	3,341,573	KOREA (SEOUL)
-	-	-	-	-	4	LAOS
54	20	49	30	74	931	MACAU
11,813	8,644	34,790	2,900	2,811	606,575	MALAYSIA
-	-	-	-	-	19,472	MYANMAR
-	-	-	-	-	236	NAURU
11	20	8	16	2	3,481	NEW CALEDONIA (FR)
4,627	4,688	7,525	6,766	2,130	270,026	NEW ZEALAND
-	-	-	-	-	107	NIUE
-	-	-	-	-	*	NORFOLK ISLAND(AUST)
-	204	1	76	58	3,021	PAPUA NEW GUINEA
-	-	-	-	-	*	PITCAIRN (UK)
1,706	2,308	559	1,583	815	144,219	REP OF PHILIPPINES
40,038	10,889	12,215	3,087	10,873	1,018,596	SINGAPORE
169	-	74	74	-	452	SOLOMON ISLANDS
27,760	20,392	261,136	173,055	15,500	2,919,439	TAIWAN
60,277	21,574	18,846	22,666	4,299	747,558	THAILAND
-	-	-	-	-	18	TOKELAU
-	46	-	-	-	94	TONGA
-	-	-	-	-	9	TUVALU
-	-	-	-	-	15	VANUATU
10	-	*	-	-	80	VIETNAM
-	-	-	-	-	4	WESTERN SAMOA
111,912	86,287	42,263	39,400	20,096	12,292,157	NEAR EAST AND SOUTH ASIA
-	-	-	-	-	597	AFGHANISTAN
9,055	20	37	375	-	113,753	ALGERIA
1,853	616	98	122	152	28,644	BAHRAIN
224	224	342	3,256	181	21,394	BANGLADESH
-	-	-	-	-	240	BHUTAN
-	-	-	-	-	353	BR INDIAN OCEAN TERR
10,264	3,523	5,009	2,395	623	1,033,684	EGYPT

TOTALS MAY NOT ADD DUE TO ROUNDING

* LESS THAN $500

AS OF 30 SEP 99

COMMERCIAL EXPORTS LICENSED UNDER ARMS EXPORT CONTROL ACT (CONTINUED)

(DOLLARS IN THOUSANDS)

	FY 1950 FY 1989	FY 1990	FY 1991	FY 1992	FY 1993	FY 1994
NEAR EAST AND SOUTH ASIA (CONTINUED)						
INDIA	279,469	17,389	62,210	4,503	10,440	97,367
IRAN	670,767	-	-	-	-	-
IRAQ	2,973	1,652	-	-	-	-
ISRAEL	5,643,003	387,290	169,133	27,872	41,799	33,968
JORDAN	329,322	12,077	901	1,966	1,322	1,010
KUWAIT	73,373	3,469	2,276	7,372	1,703	1,362
LEBANON	18,087	120	517	356	954	808
LIBYA	31,318	-	-	-	-	-
MALDIVES	34	183	36	318	36	40
MOROCCO	125,355	2,775	14,935	3,468	479	8,580
NEPAL	148	-	-	*	-	98
OMAN	36,115	2,237	2,841	1,544	1,709	1,272
PAKISTAN	252,066	99,906	25,272	8,162	4,789	1,781
QATAR	18,020	5	1,343	572	530	1,531
SAUDI ARABIA	1,646,880	91,474	66,688	88,853	53,185	7,746
SRI LANKA	6,274	135	319	844	332	249
SYRIA	1,529	-	-	-	-	-
TUNISIA	107,606	466	1,173	496	480	142
UNITED ARAB EMIRATES	-	-	-	-	-	-
UNITED ARAB EMIRATES	110,853	33,559	17,771	6,747	8,682	22,919
YEMEN	532	*	790	3	12	838
EUROPE	17,707,466	2,240,628	1,491,975	465,681	525,518	757,528
ALBANIA	-	279	-	-	-	-
ANDORRA	59	-	98	19	2	-
AUSTRIA	82,059	6,768	3,947	7,483	1,142	2,749
AZERBAIJAN	-	-	-	-	-	-
BELGIUM	1,178,228	51,281	42,899	13,687	21,212	10,466
BOSNIA-HERZEGOVINA	-	-	-	-	-	-
BULGARIA	19	-	500	-	3	9
CROATIA	-	-	-	-	-	-
CYPRUS	1,737	680	513	105	399	309
CZECH REPUBLIC	-	-	2	45	38	849
CZECHOSLOVAKIA	-	-	2	317	108	-
DENMARK	288,674	12,413	7,548	9,386	32,262	25,716
ESTONIA	-	-	-	-	-	165
FAEROE ISLANDS	3	-	-	-	-	-
FINLAND	64,088	12,682	8,908	5,752	4,996	99,569
FRANCE	1,015,114	74,025	206,113	65,425	18,332	96,634
GEORGIA	-	-	-	-	-	-
GERMANY	3,118,248	470,383	173,628	66,887	115,440	238,993
GIBRALTAR (UK)	95	-	1	-	-	-
GREECE	1,704,418	19,163	17,581	18,494	5,366	4,152
HUNGARY	-	-	768	213	609	94

TOTALS MAY NOT ADD DUE TO ROUNDING * LESS THAN $500

AS OF 30 SEP 99

COMMERCIAL EXPORTS LICENSED UNDER ARMS EXPORT CONTROL ACT (CONTINUED)

(DOLLARS IN THOUSANDS)

FY 1995	FY 1996	FY 1997	FY 1998	FY 1999	FY 1950 FY 1999	
						NEAR EAST AND SOUTH ASIA (CONTINUED)
-	-	-	-	-	471,378	INDIA
-	-	-	-	-	670,767	IRAN
-	-	-	-	-	4,624	IRAQ
34,706	13,098	12,819	11,508	4,228	6,379,426	ISRAEL
1,911	3,972	873	330	169	353,853	JORDAN
7,736	3,730	287	4,305	3,937	109,551	KUWAIT
548	322	808	778	62	23,360	LEBANON
-	-	-	-	-	31,318	LIBYA
12	-	-	43	-	702	MALDIVES
1,790	173	354	1,617	14	159,540	MOROCCO
58	37	1,139	20	11	1,512	NEPAL
1,575	963	236	199	665	49,355	OMAN
6,286	4,224	2,223	346	-	405,054	PAKISTAN
973	596	306	323	682	24,881	QATAR
27,110	48,367	12,121	11,714	7,581	2,061,717	SAUDI ARABIA
694	1,010	659	294	150	10,959	SRI LANKA
-	-	-	-	-	1,529	SYRIA
599	423	733	184	242	112,543	TUNISIA
-	-	-	1,591	1,399	2,990	UNITED ARAB EMIRATES
6,344	4,991	3,524	-	-	215,391	UNITED ARAB EMIRATES
171	-	693	-	-	3,039	YEMEN
558,141	432,006	358,593	919,413	192,081	25,649,030	EUROPE
1	-	-	-	-	280	ALBANIA
5	-	-	1	-	184	ANDORRA
2,852	2,748	1,148	2,606	786	114,289	AUSTRIA
-	38	-	-	-	38	AZERBAIJAN
6,330	16,607	13,652	9,118	5,766	1,369,247	BELGIUM
-	45	-	-	-	45	BOSNIA-HERZEGOVINA
3	5	-	15	721	1,276	BULGARIA
1	103	59	-	751	913	CROATIA
404	149	68	2	13	4,379	CYPRUS
546	230	258	76	37,571	39,614	CZECH REPUBLIC
-	-	-	-	-	427	CZECHOSLOVAKIA
2,054	26,120	4,216	3,991	1,215	413,594	DENMARK
333	19	-	*	-	518	ESTONIA
-	-	-	-	-	3	FAEROE ISLANDS
931	2,736	1,307	139,408	16,203	356,579	FINLAND
98,099	119,738	8,179	18,646	6,874	1,727,179	FRANCE
-	66	66	-	-	132	GEORGIA
36,386	38,662	28,820	41,403	12,032	4,340,883	GERMANY
-	-	-	-	-	96	GIBRALTAR (UK)
16,159	3,667	2,450	13,626	32,044	1,837,119	GREECE
83	29	6	30	39	1,871	HUNGARY

TOTALS MAY NOT ADD DUE TO ROUNDING

* LESS THAN $500

AS OF 30 SEP 99

COMMERCIAL EXPORTS LICENSED UNDER ARMS EXPORT CONTROL ACT (CONTINUED)

(DOLLARS IN THOUSANDS)

	FY 1950 FY 1989	FY 1990	FY 1991	FY 1992	FY 1993	FY 1994
EUROPE (CONTINUED)						
ICELAND	1,161	11	49	13	4	21
IRELAND	7,206	438	149	214	346	687
ITALY	2,239,789	148,201	185,665	53,694	34,679	53,196
KAZAKHSTAN	-	-	-	-	-	3
LATVIA	-	-	-	-	-	-
LIECHTENSTEIN	101	3	14	-	7	2
LITHUANIA	-	-	-	-	-	*
LUXEMBOURG	61,424	19,937	16,125	7,904	3,050	111
MACEDONIA (FYROM)	-	-	-	-	-	-
MALTA	227	2	7	-	57	5
MOLDOVA	-	-	-	-	-	-
MONACO	197	54	21	12	47	-
NETHERLANDS	1,028,552	100,739	54,295	27,991	7,861	5,730
NORWAY	576,046	47,504	42,499	9,651	13,914	42,625
POLAND	585	212	-	27	88	661
PORTUGAL	143,159	10,490	11,075	8,053	3,151	1,897
ROMANIA	5,152	-	-	-	-	11
RUSSIA	-	-	-	17	75	526
SAN MARINO	6	-	-	-	-	-
SLOVAKIA	-	-	-	273	22	30
SLOVENIA	-	-	-	-	-	141
SPAIN	839,735	46,464	47,779	36,768	50,190	19,695
SVALBARD & JAN MAYEN	3,343	51	107	42	-	-
SWEDEN	677,648	57,490	39,078	18,704	6,163	14,109
SWITZERLAND	638,860	165,456	96,667	9,158	1,847	10,219
TURKEY	600,309	220,302	79,922	37,673	122,481	14,824
TURKMENISTAN	-	-	-	-	-	*
UKRAINE	-	-	-	-	-	6
UNION OF SOV SOC REP	21	-	-	-	-	-
UNITED KINGDOM	3,302,612	771,264	454,386	67,677	81,625	113,322
UZBEKISTAN	-	-	-	-	-	-
YUGOSLAVIA	128,591	4,337	1,629	-	-	-
AFRICA	286,830	10,437	15,835	4,490	1,721	525
ANGOLA	82	-	-	-	8	19
BENIN	1	-	-	-	34	-
BOTSWANA	27,957	1,516	2,325	1,417	16	1
BURKINA FASO	1,088	5	-	-	-	-
BURUNDI	346	189	24	4	-	-
CAMEROON	17,587	136	-	10	-	*
CAPE VERDE	-	1	-	-	-	-
CENTRAL AFRICAN REP	91	-	5	-	-	-
CHAD	24,985	297	1	1	-	-
COMOROS	-	-	17	-	-	-

TOTALS MAY NOT ADD DUE TO ROUNDING

* LESS THAN $500

AS OF 30 SEP 99

COMMERCIAL EXPORTS LICENSED UNDER ARMS EXPORT CONTROL ACT (CONTINUED)

(DOLLARS IN THOUSANDS)

FY 1995	FY 1996	FY 1997	FY 1998	FY 1999	FY 1950 FY 1999	
						EUROPE (CONTINUED)
5	17	12	8	5	1,306	ICELAND
471	3,288	62	209	394	13,464	IRELAND
37,566	33,923	16,797	20,799	6,346	2,830,655	ITALY
55	6,559	51	-	-	6,668	KAZAKHSTAN
6	2	-	-	-	8	LATVIA
-	-	-	-	-	127	LIECHTENSTEIN
-	5	-	-	-	6	LITHUANIA
338	1,388	475	611	297	111,660	LUXEMBOURG
-	16	-	-	-	16	MACEDONIA (FYROM)
61	-	-	1	-	361	MALTA
13	2	-	-	-	15	MOLDOVA
8	2	17	4	2	365	MONACO
6,148	9,992	17,377	10,144	4,703	1,273,534	NETHERLANDS
9,980	5,803	11,415	3,716	1,841	764,993	NORWAY
100	914	195	195	546	3,524	POLAND
2,491	6,720	970	1,509	819	190,335	PORTUGAL
30	654	18,522	49	189	24,607	ROMANIA
7,079	2,132	285	12	34	10,161	RUSSIA
-	-	-	-	-	6	SAN MARINO
117	230	98	-	-	771	SLOVAKIA
-	8	150	5	797	1,101	SLOVENIA
36,328	14,961	15,175	16,529	4,299	1,127,923	SPAIN
-	-	-	-	-	3,543	SVALBARD & JAN MAYEN
5,571	20,687	12,399	15,177	12,657	879,682	SWEDEN
3,688	5,976	2,018	3,737	2,352	939,976	SWITZERLAND
176,764	71,705	107,113	567,150	7,751	2,005,993	TURKEY
-	*	-	-	-	*	TURKMENISTAN
35	9	5	-	-	55	UKRAINE
-	-	-	-	-	21	UNION OF SOV SOC REP
107,095	36,049	95,222	50,636	35,034	5,114,923	UNITED KINGDOM
4	-	6	-	-	10	UZBEKISTAN
-	-	-	-	-	134,557	YUGOSLAVIA
3,645	7,264	5,030	1,819	242	337,837	AFRICA
10	-	12	1	-	133	ANGOLA
-	1	-	-	-	35	BENIN
27	175	78	650	10	34,172	BOTSWANA
-	-	2	1	-	1,096	BURKINA FASO
38	9	-	-	-	610	BURUNDI
18	5	-	18	1	17,775	CAMEROON
-	-	-	-	-	1	CAPE VERDE
-	-	-	-	-	96	CENTRAL AFRICAN REP
-	-	-	-	-	25,283	CHAD
-	-	-	-	-	17	COMOROS

TOTALS MAY NOT ADD DUE TO ROUNDING

* LESS THAN $500

AS OF 30 SEP 99

COMMERCIAL EXPORTS LICENSED UNDER ARMS EXPORT CONTROL ACT (CONTINUED)

(DOLLARS IN THOUSANDS)

	FY 1950 FY 1989	FY 1990	FY 1991	FY 1992	FY 1993	FY 1994
AFRICA (CONTINUED)						
CONGO (BRAZZAVILLE)	61	63	-	-	-	29
CONGO (KINSHASA)	6,569	44	-	-	-	-
DJIBOUTI	4,138	42	-	19	*	-
EQUATORIAL GUINEA	*	-	-	-	-	-
ERITREA	-	-	-	-	-	-
ETHIOPIA	3,856	-	-	-	-	156
GABON	5,042	328	-	7	52	3
GAMBIA	386	1	-	-	-	-
GHANA	912	19	57	4	35	-
GUINEA	152	284	42	231	-	-
GUINEA-BISSAU	33	-	-	-	-	-
IVORY COAST	1,345	30	42	2	3	8
KENYA	20,161	675	94	28	218	23
LESOTHO	33	-	-	-	-	-
LIBERIA	2,559	-	-	-	-	-
MADAGASCAR	574	233	-	2	-	*
MALAWI	11	-	-	-	-	-
MALI	34	-	2	1	1	-
MAURITANIA	687	-	16	2	-	-
MAURITIUS	330	83	4	171	-	4
MOZAMBIQUE	830	-	385	59	*	-
NAMIBIA	1,073	65	153	103	240	16
NIGER	3,769	128	1	-	27	2
NIGERIA	105,781	5,711	2,399	1,807	1,001	14
REUNION (FR)	36	46	28	-	-	-
RWANDA	10	-	-	-	-	-
SENEGAL	390	15	125	343	-	27
SEYCHELLES	42	-	-	-	-	-
SIERRA LEONE	58	-	20	4	-	-
SOMALIA	2,163	-	-	-	-	-
SOUTH AFRICA	26,937	-	-	-	-	132
ST HELENA (UK)	*	-	*	-	-	-
SUDAN	15,771	33	15	41	-	-
SWAZILAND	113	-	8	4	-	-
TANZANIA	3,638	-	91	3	1	2
TOGO	1,570	-	90	-	20	-
UGANDA	943	-	9,707	18	20	18
WESTERN SAHARA	21	-	-	-	-	-
ZAMBIA	2,567	448	57	39	21	16
ZIMBABWE	2,099	46	128	169	25	52
WESTERN HEMISPHERE	3,693,941	280,556	340,570	146,023	44,806	235,653
ANGUILLA	205	-	-	-	6	-
ANTIGUA & BARBUDA	78	1	-	1	1	-

TOTALS MAY NOT ADD DUE TO ROUNDING

* LESS THAN $500

AS OF 30 SEP 99

COMMERCIAL EXPORTS LICENSED UNDER ARMS EXPORT CONTROL ACT (CONTINUED)

(DOLLARS IN THOUSANDS)

FY 1995	FY 1996	FY 1997	FY 1998	FY 1999	FY 1950 FY 1999	
						AFRICA (CONTINUED)
3	-	-	-	-	156	CONGO (BRAZZAVILLE)
-	-	-	-	-	6,613	CONGO (KINSHASA)
-	-	-	-	-	4,199	DJIBOUTI
-	-	-	-	-	*	EQUATORIAL GUINEA
341	-	7	7	-	356	ERITREA
92	-	10	-	-	4,115	ETHIOPIA
1	12	9	-	-	5,453	GABON
16	-	-	-	-	403	GAMBIA
6	-	3,284	1	-	4,318	GHANA
-	-	-	-	-	709	GUINEA
-	-	-	-	-	33	GUINEA-BISSAU
7	16	13	-	-	1,465	IVORY COAST
419	19	128	68	5	21,838	KENYA
-	-	-	-	-	33	LESOTHO
-	-	-	-	-	2,559	LIBERIA
-	-	-	-	-	809	MADAGASCAR
-	-	-	*	-	11	MALAWI
1	-	-	-	-	38	MALI
-	85	-	-	-	790	MAURITANIA
225	7	2	-	-	827	MAURITIUS
-	-	-	-	-	1,274	MOZAMBIQUE
38	6	194	22	-	1,910	NAMIBIA
1	1	1	1	-	3,930	NIGER
25	3,318	*	-	-	120,057	NIGERIA
-	-	-	-	-	109	REUNION (FR)
-	-	-	-	-	10	RWANDA
-	-	14	4	-	918	SENEGAL
-	-	-	-	-	42	SEYCHELLES
-	-	-	-	-	82	SIERRA LEONE
-	-	-	-	-	2,163	SOMALIA
1,209	1,863	1,161	915	176	32,392	SOUTH AFRICA
-	-	-	-	-	1	ST HELENA (UK)
-	-	-	-	-	15,859	SUDAN
-	-	-	-	-	126	SWAZILAND
2	3	69	58	48	3,915	TANZANIA
-	50	-	-	-	1,729	TOGO
1	63	-	-	-	10,771	UGANDA
-	-	-	-	-	21	WESTERN SAHARA
1,093	1,595	3	*	-	5,839	ZAMBIA
71	36	45	72	2	2,744	ZIMBABWE
490,612	161,467	56,334	71,411	58,987	5,580,362	WESTERN HEMISPHERE
-	-	-	-	-	211	ANGUILLA
1	1	-	8	177	268	ANTIGUA & BARBUDA

TOTALS MAY NOT ADD DUE TO ROUNDING * LESS THAN $500

AS OF 30 SEP 99

COMMERCIAL EXPORTS LICENSED UNDER ARMS EXPORT CONTROL ACT (CONTINUED)

(DOLLARS IN THOUSANDS)

	FY 1950 FY 1989	FY 1990	FY 1991	FY 1992	FY 1993	FY 1994
WESTERN HEMISPHERE (CONTINUED)						
ARGENTINA	171,497	4,345	4,035	3,123	1,353	19,219
ARUBA	-	-	-	-	7	5
BAHAMAS	1,009	109	3,603	173	202	17
BARBADOS	830	50	69	137	20	33
BELIZE	765	8	15	40	17	29
BERMUDA	2,648	64	30	63	13	83
BOLIVIA	8,243	270	1,753	350	86	113
BR VIRGIN ISLAND(UK)	354	-	10	*	-	3
BRAZIL	339,938	17,744	8,951	10,028	6,974	124,123
CANADA	1,629,218	51,764	141,646	1,526	3,158	15,719
CAYMAN ISLANDS (UK)	1,723	64	30	95	15	8
CHILE	14,328	165	738	1,901	3,405	1,404
COLOMBIA	102,321	1,548	1,077	2,164	10,808	2,341
COSTA RICA	12,004	193	494	213	301	379
DOMINICA	1,117	1	-	3	1	1
DOMINICAN REPUBLIC	7,582	2,212	228	113	637	1,952
ECUADOR	54,043	1,178	12,608	2,897	1,653	529
EL SALVADOR	12,008	317	140	297	109	1,944
FALKLAND ISLANDS(UK)	414	-	-	-	-	-
FRENCH GUIANA (FR)	479,955	126,776	118,525	100,855	355	6,424
GREENLAND (DEN)	43	-	-	-	-	-
GRENADA	62	10	4	-	12	*
GUADELOUPE (FR)	32	-	-	-	-	-
GUATEMALA	9,080	6,991	257	132	21	1,496
GUYANA	16,818	80	5	7	5	85
HAITI	2,521	104	135	*	-	-
HONDURAS	15,269	1,841	245	594	152	344
JAMAICA	3,861	182	540	362	215	455
MARTINIQUE (FR)	34	-	*	-	-	4
MEXICO	154,269	47,372	30,818	12,893	11,459	54,479
MONTSERRAT (UK)	12	-	-	5	-	-
NETH ANTILLES (NE)	2,365	272	183	42	64	48
NICARAGUA	4,309	-	-	206	43	1,255
PANAMA	52,367	2,070	644	214	410	354
PARAGUAY	28,338	1,019	234	131	172	55
PERU	137,125	1,626	668	947	594	203
ST KITTS AND NEVIS	3	*	-	-	12	1
ST LUCIA	41	2	-	7	-	5
ST PIERRE + MIQUELON	2	-	-	-	-	-
ST VINCENT + GREN.	13	-	-	-	-	-
SURINAME	147	294	1	21	1	1
TRINIDAD + TOBAGO	4,271	102	82	117	49	117
TURKS & CAICOS (UK)	58	-	4	*	-	3
URUGUAY	5,621	751	772	2,128	808	517

TOTALS MAY NOT ADD DUE TO ROUNDING

* LESS THAN $500

AS OF 30 SEP 99

COMMERCIAL EXPORTS LICENSED UNDER ARMS EXPORT CONTROL ACT (CONTINUED)

(DOLLARS IN THOUSANDS)

FY 1995	FY 1996	FY 1997	FY 1998	FY 1999	FY 1950 FY 1999	WESTERN HEMISPHERE (CONTINUED)
1,888	2,169	2,743	1,312	485	212,170	ARGENTINA
5	11	-	15	-	43	ARUBA
-	25	2	1	1,658	6,800	BAHAMAS
67	39	23	15	9	1,293	BARBADOS
41	38	27	208	-	1,188	BELIZE
22	10	7	-	-	2,940	BERMUDA
8,535	1,098	130	684	-	21,263	BOLIVIA
-	1	4	-	-	372	BR VIRGIN ISLAND(UK)
5,730	3,629	8,726	6,530	1,831	534,204	BRAZIL
884	211	1,201	1,551	1,758	1,848,635	CANADA
17	-	3	7	-	1,962	CAYMAN ISLANDS (UK)
2,446	1,365	1,513	3,333	2,096	32,693	CHILE
8,943	6,623	11,809	42,699	996	191,328	COLOMBIA
610	332	226	326	179	15,258	COSTA RICA
*	-	-	-	-	1,123	DOMINICA
95	72	104	206	68	13,270	DOMINICAN REPUBLIC
3,503	2,072	1,864	2,964	705	84,017	ECUADOR
641	2,498	666	132	161	18,912	EL SALVADOR
-	-	-	-	-	414	FALKLAND ISLANDS(UK)
2,295	110,983	15,418	1,550	166	963,303	FRENCH GUIANA (FR)
27	-	14	-	2	86	GREENLAND (DEN)
-	-	10	*	-	99	GRENADA
-	-	-	-	-	32	GUADELOUPE (FR)
445,182	40	313	300	26	463,837	GUATEMALA
44	14	26	49	3	17,137	GUYANA
489	87	55	12	-	3,403	HAITI
437	172	30	278	6	19,368	HONDURAS
124	65	81	47	74	6,007	JAMAICA
-	-	-	-	-	38	MARTINIQUE (FR)
1,990	13,505	3,737	5,193	5,521	341,237	MEXICO
-	3	-	-	-	20	MONTSERRAT (UK)
*	18	40	114	2	3,148	NETH ANTILLES (NE)
-	11	78	1	-	5,903	NICARAGUA
455	37	2,208	265	39	59,064	PANAMA
233	11,367	28	111	93	41,781	PARAGUAY
2,643	1,345	128	39	35	145,353	PERU
1	5	3	3	1	29	ST KITTS AND NEVIS
8	4	13	6	-	86	ST LUCIA
-	-	-	-	-	2	ST PIERRE + MIQUELON
105	1	2	*	-	121	ST VINCENT + GREN.
61	94	6	2	11	639	SURINAME
1,574	42	102	115	213	6,783	TRINIDAD + TOBAGO
*	-	-	1	-	67	TURKS & CAICOS (UK)
218	168	146	152	706	11,988	URUGUAY

TOTALS MAY NOT ADD DUE TO ROUNDING

* LESS THAN $500

AS OF 30 SEP 99

COMMERCIAL EXPORTS LICENSED UNDER ARMS EXPORT CONTROL ACT (CONTINUED)

(DOLLARS IN THOUSANDS)

	FY 1950 FY 1989	FY 1990	FY 1991	FY 1992	FY 1993	FY 1994
WESTERN HEMISPHERE (CONTINUED)						
VENEZUELA	416,999	11,029	12,026	4,239	1,665	1,903
NON REGIONAL	-	1,136,992	1,007,848	886,577	2,217,149	1,294,090
CLASSIFIED TOTALS A/	-	1,136,992	1,007,848	886,577	2,217,149	1,294,090
INTERNATL. ORG. AND VARIOUS	840,546	35,968	28,575	8,272	3,010	42,967

NOTE: THIS TABLE SHOWS THE TOTAL DOLLAR VALUE OF EXPORTS MADE AGAINST LICENSES GRANTED BY THE DEPARTMENT OF STATE FOR THE EXPORT OF DEFENSE ARTICLES TO FOREIGN GOVERNMENTS BY U.S. COMMERCIAL ENTITIES. THESE DATA ARE COMPILED BY THE OFFICE OF DEFENSE TRADE CONTROLS, DEPARTMENT OF STATE, FROM INFORMATION PROVIDED BY THE U.S. CUSTOMS SERVICE.

A/ FOR FURTHER INFORMATION, SEE THE CLASSIFIED ANNEX TO THE CONGRESSIONAL PRESENTATION DOCUMENT FOR FOREIGN OPERATIONS.

TOTALS MAY NOT ADD DUE TO ROUNDING * LESS THAN $500

AS OF 30 SEP 99

COMMERCIAL EXPORTS LICENSED UNDER ARMS EXPORT CONTROL ACT (CONTINUED)

(DOLLARS IN THOUSANDS)

FY 1995	FY 1996	FY 1997	FY 1998	FY 1999	FY 1950 FY 1999	
						WESTERN HEMISPHERE (CONTINUED)
1,296	3,311	4,852	3,181	41,966	502,467	VENEZUELA
875,290	274,256	635,013	392,742	195,703	8,915,660	NON REGIONAL
875,290	274,256	635,013	392,742	195,703	8,915,660	CLASSIFIED TOTALS A/
78,890	3,523	2,193	1,723	616	1,046,283	INTERNATL. ORG. AND VARIOUS

TOTALS MAY NOT ADD DUE TO ROUNDING

* LESS THAN $500

AS OF 30 SEP 99

MAP MERGER FUNDS

(DOLLARS IN THOUSANDS)

	FY 1950 FY 1989	FY 1990	FY 1991	FY 1992	FY 1993	FY 1994
WORLDWIDE	4,572,013	-	-	-	-	-
EAST ASIA AND PACIFIC	594,901	-	-	-	-	-
FIJI	287	-	-	-	-	-
INDONESIA	11,000	-	-	-	-	-
REP OF PHILIPPINES	462,387	-	-	-	-	-
THAILAND	121,227	-	-	-	-	-
NEAR EAST AND SOUTH ASIA	423,991	-	-	-	-	-
JORDAN	66,337	-	-	-	-	-
MOROCCO	198,123	-	-	-	-	-
NEPAL	500	-	-	-	-	-
TUNISIA	143,996	-	-	-	-	-
YEMEN	15,035	-	-	-	-	-
EUROPE	1,688,354	-	-	-	-	-
FINLAND	300	-	-	-	-	-
GREECE	60,000	-	-	-	-	-
PORTUGAL	372,990 A/	-	-	-	-	-
TURKEY	1,255,064	-	-	-	-	-
AFRICA	546,594	-	-	-	-	-
BOTSWANA	11,997	-	-	-	-	-
CAMEROON	473	-	-	-	-	-
CAPE VERDE	35	-	-	-	-	-
CENTRAL AFRICAN REP	578	-	-	-	-	-
CHAD	29,119 A/	-	-	-	-	-
CONGO (KINSHASA) B/	37,096	-	-	-	-	-
DJIBOUTI	10,639	-	-	-	-	-
EQUATORIAL GUINEA	1,480	-	-	-	-	-
GAMBIA	654	-	-	-	-	-
GHANA	425	-	-	-	-	-
GUINEA	8,064	-	-	-	-	-
GUINEA-BISSAU	824	-	-	-	-	-
IVORY COAST	1,000	-	-	-	-	-
KENYA	97,589	-	-	-	-	-
LIBERIA B/	39,147	-	-	-	-	-
MADAGASCAR	4,034	-	-	-	-	-
MALAWI	4,633	-	-	-	-	-
MALI	700	-	-	-	-	-
MAURITANIA	1,596	-	-	-	-	-
NIGER	17,143	-	-	-	-	-
RWANDA	750	-	-	-	-	-
SAO TOME & PRINCIPE	315	-	-	-	-	-
SENEGAL	13,558	-	-	-	-	-
SEYCHELLES	225	-	-	-	-	-

TOTALS MAY NOT ADD DUE TO ROUNDING * LESS THAN $500

AS OF 30 SEP 99

MAP MERGER FUNDS

(DOLLARS IN THOUSANDS)

FY 1995	FY 1996	FY 1997	FY 1998	FY 1999	FY 1950 FY 1999		
-	-	-	-	-	4,572,013	C/D/	WORLDWIDE
-	-	-	-	-	594,901		EAST ASIA AND PACIFIC
-	-	-	-	-	287		FIJI
-	-	-	-	-	11,000		INDONESIA
-	-	-	-	-	462,387		REP OF PHILIPPINES
-	-	-	-	-	121,227		THAILAND
-	-	-	-	-	423,991		NEAR EAST AND SOUTH ASIA
-	-	-	-	-	66,337		JORDAN
-	-	-	-	-	198,123		MOROCCO
-	-	-	-	-	500		NEPAL
-	-	-	-	-	143,996		TUNISIA
-	-	-	-	-	15,035		YEMEN
-	-	-	-	-	1,688,354		EUROPE
-	-	-	-	-	300		FINLAND
-	-	-	-	-	60,000		GREECE
-	-	-	-	-	372,990		PORTUGAL
-	-	-	-	-	1,255,064		TURKEY
-	-	-	-	-	546,594		AFRICA
-	-	-	-	-	11,997		BOTSWANA
-	-	-	-	-	473		CAMEROON
-	-	-	-	-	35		CAPE VERDE
-	-	-	-	-	578		CENTRAL AFRICAN REP
-	-	-	-	-	29,119		CHAD
-	-	-	-	-	37,096		CONGO (KINSHASA) B/
-	-	-	-	-	10,639		DJIBOUTI
-	-	-	-	-	1,480		EQUATORIAL GUINEA
-	-	-	-	-	654		GAMBIA
-	-	-	-	-	425		GHANA
-	-	-	-	-	8,064		GUINEA
-	-	-	-	-	824		GUINEA-BISSAU
-	-	-	-	-	1,000		IVORY COAST
-	-	-	-	-	97,589		KENYA
-	-	-	-	-	39,147		LIBERIA B/
-	-	-	-	-	4,034		MADAGASCAR
-	-	-	-	-	4,633		MALAWI
-	-	-	-	-	700		MALI
-	-	-	-	-	1,596		MAURITANIA
-	-	-	-	-	17,143		NIGER
-	-	-	-	-	750		RWANDA
-	-	-	-	-	315		SAO TOME & PRINCIPE
-	-	-	-	-	13,558		SENEGAL
-	-	-	-	-	225		SEYCHELLES

TOTALS MAY NOT ADD DUE TO ROUNDING * LESS THAN $500

AS OF 30 SEP 99

MAP MERGER FUNDS

(DOLLARS IN THOUSANDS)

	FY 1950 FY 1989	FY 1990	FY 1991	FY 1992	FY 1993	FY 1994
AFRICA (CONTINUED)						
SIERRA LEONE	2,181	-	-	-	-	-
SOMALIA	118,489	-	-	-	-	-
SUDAN	143,276	-	-	-	-	-
TANZANIA	50	-	-	-	-	-
TOGO	500	-	-	-	-	-
UGANDA	25	-	-	-	-	-
WESTERN HEMISPHERE	1,318,172	-	-	-	-	-
ANTIGUA & BARBUDA	4,396	-	-	-	-	-
BARBADOS	2,202	-	-	-	-	-
BELIZE	2,729	-	-	-	-	-
BOLIVIA	10,435	-	-	-	-	-
COLOMBIA	18,841	-	-	-	-	-
COSTA RICA	28,153	-	-	-	-	-
DOMINICA	3,423	-	-	-	-	-
DOMINICAN REPUBLIC	16,019	-	-	-	-	-
ECUADOR	10,000	-	-	-	-	-
EL SALVADOR	733,502	-	-	-	-	-
GRENADA	7,762	-	-	-	-	-
GUATEMALA	27,897	-	-	-	-	-
HAITI	2,933	-	-	-	-	-
HONDURAS	380,935	-	-	-	-	-
JAMAICA	28,745	-	-	-	-	-
PANAMA	24,728	-	-	-	-	-
PERU	2,500	-	-	-	-	-
ST KITTS AND NEVIS	4,145	-	-	-	-	-
ST LUCIA	2,769	-	-	-	-	-
ST VINCENT + GREN.	4,959	-	-	-	-	-
TRINIDAD + TOBAGO	100	-	-	-	-	-
URUGUAY	1,000	-	-	-	-	-

NOTE: IN THE FY 1982 EDITION OF THIS BOOKLET, MAP MERGER FUNDS WERE INCLUDED IN THE MILITARY ASSISTANCE PROGRAM TOTALS. MAP MERGER FUNDS ARE NOW DISPLAYED SEPARATELY.

A/ MAP MERGER FUNDS FOR PORTUGAL OF $6.5 MILLION IN FY 1982, $25.0 MILLION IN FY 1983, $10.0 MILLION IN FY 1984, AND FOR CHAD $110 THOUSAND IN FY 1984, ARE INCLUDED IN THE MILITARY ASSISTANCE PROGRAM.

B/ P.L. 102-298, DATED JUNE 4, 1992, RESCINDED A TOTAL OF $12.51 MILLION IN MAP MERGER FUNDS FOR THE FOLLOWING COUNTRIES: LIBERIA $951,898.09; SOMALIA $6,238,744.86; SUDAN $4,746,735.60; CONGA(KINSHASA), FORMERLY ZAIRE $572,621.45.

C/ P.L. 102-391, DATED OCTOBER 6, 1992, RESCINDED $25.586 MILLION IN FOREIGN MILITARY FINANCING GRANTS AND MAP MERGER FUNDS OF $20.164 MILLION, FOR A TOTAL OF $45.75 MILLION. SEE SECDEF/USDP/DSAA MESSAGE, DTG 070726Z JAN 93, FOR DETAILS CONCERNING MAP MERGER RESCISSIONS.

TOTALS MAY NOT ADD DUE TO ROUNDING * LESS THAN $500

MAP MERGER FUNDS

(DOLLARS IN THOUSANDS)

FY 1995	FY 1996	FY 1997	FY 1998	FY 1999	FY 1950 FY 1999	
						AFRICA (CONTINUED)
-	-	-	-	-	2,181	SIERRA LEONE
-	-	-	-	-	118,489	SOMALIA
-	-	-	-	-	143,276	SUDAN
-	-	-	-	-	50	TANZANIA
-	-	-	-	-	500	TOGO
-	-	-	-	-	25	UGANDA
-	-	-	-	-	1,318,172	WESTERN HEMISPHERE
-	-	-	-	-	4,396	ANTIGUA & BARBUDA
-	-	-	-	-	2,202	BARBADOS
-	-	-	-	-	2,729	BELIZE
-	-	-	-	-	10,435	BOLIVIA
-	-	-	-	-	18,841	COLOMBIA
-	-	-	-	-	28,153	COSTA RICA
-	-	-	-	-	3,423	DOMINICA
-	-	-	-	-	16,019	DOMINICAN REPUBLIC
-	-	-	-	-	10,000	ECUADOR
-	-	-	-	-	733,502	EL SALVADOR
-	-	-	-	-	7,762	GRENADA
-	-	-	-	-	27,897	GUATEMALA
-	-	-	-	-	2,933	HAITI
-	-	-	-	-	380,935	HONDURAS
-	-	-	-	-	28,745	JAMAICA
-	-	-	-	-	24,728	PANAMA
-	-	-	-	-	2,500	PERU
-	-	-	-	-	4,145	ST KITTS AND NEVIS
-	-	-	-	-	2,769	ST LUCIA
-	-	-	-	-	4,959	ST VINCENT + GREN.
-	-	-	-	-	100	TRINIDAD + TOBAGO
-	-	-	-	-	1,000	URUGUAY

TOTALS MAY NOT ADD DUE TO ROUNDING

* LESS THAN $500

AS OF 30 SEP 99

D/ IN FY 1994, P.L. 103-211 RESCINDED $91,721 THOUSAND OF FOREIGN MILITARY FINANCING AND MAP MERGER FUNDS INVOLVING 29 COUNTRIES AND INTERNATIONAL ORGANIZATIONS AS FOLLOWS: FOREIGN MILITARY FINANCING FUNDS OF $90,282 THOUSAND AND MAP MERGER FUNDS OF $439 THOUSAND. SECDEF MESSAGE DTG 261745Z APRIL 1994, SUBJECT: FY 1994 FOREIGN MILITARY FINANCING (FMF) RESCISSION, PROVIDES DETAILS REGARDING COUNTRIES AND FISCAL YEARS AFFECTED BY THIS RESCISSION.

MILITARY ASSISTANCE PROGRAM

INCLUDES MASF, EMERGENCY DRAWDOWNS, AND OTHER GRANT ASSISTANCE

(Dollars in Millions)

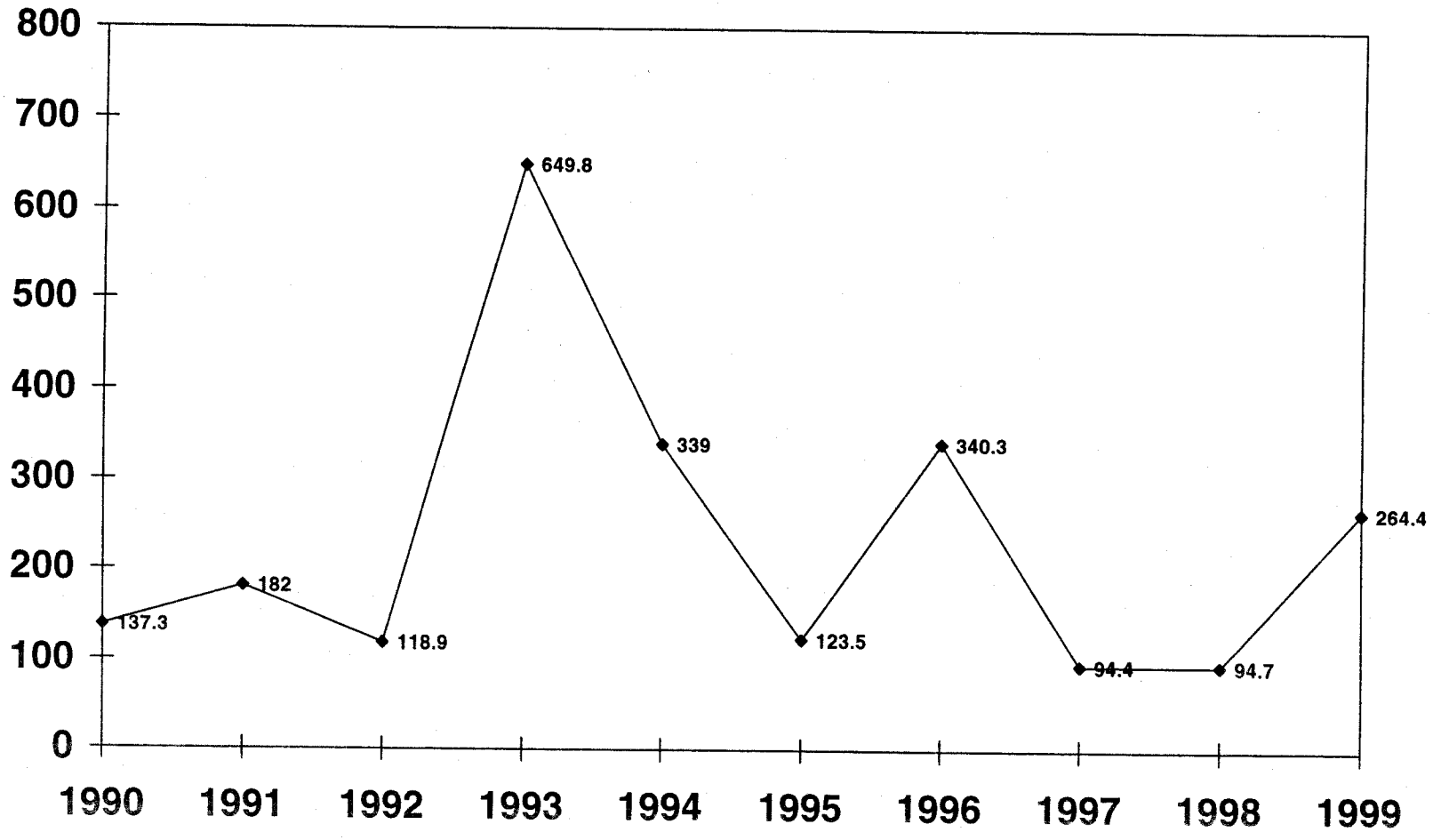

MILITARY ASSISTANCE PROGRAM
INCLUDES MASF, EMERGENCY DRAWDOWNS, AND OTHER GRANT ASSISTANCE; EXCLUDES TRAINING

(DOLLARS IN THOUSANDS)

	FY 1950 FY 1989	FY 1990	FY 1991	FY 1992	FY 1993	FY 1994
WORLDWIDE	54,900,639	137,300	177,245	116,269	540,219	320,900
EAST ASIA AND PACIFIC	29,013,474	10,000	7,245	3,861	10	-
CAMBODIA	1,177,163	-	-	-	-	-
INDOCHINA	708,977	-	-	-	-	-
INDONESIA	192,322	-	-	-	-	-
JAPAN	810,276	-	-	-	-	-
KOREA (SEOUL) A/	5,471,719	-	-	-	-	-
LAOS A/	1,460,076	-	-	-	10 C/	-
MYANMAR	72,134	-	-	-	-	-
REP OF PHILIPPINES A/	623,290	10,000 C/	7,245	3,861	-	-
TAIWAN	2,554,637	-	-	-	-	-
THAILAND A/	1,169,030	-	-	-	-	-
VIETNAM A/	14,773,851	-	-	-	-	-
NEAR EAST AND SOUTH ASIA	2,167,197	74,000	63,000	52,000	491,100	179,400
AFGHANISTAN	2	-	-	-	-	-
BANGLADESH	-	-	20,000 C/	-	-	-
EGYPT	-	-	-	-	-	13,500 C/
INDIA	90,256	-	-	-	-	-
IRAN	766,733	-	-	-	-	-
IRAQ	45,208	-	-	-	-	-
ISRAEL	-	74,000 C/	43,000 C/	47,000 C/	491,100 C/	165,900 C/
JORDAN	489,891	-	-	-	-	-
LEBANON	13,585	-	-	-	-	-
LIBYA	12,624	-	-	-	-	-
MOROCCO	29,600	-	-	-	-	-
NEPAL	1,678	-	-	-	-	-
PAKISTAN	650,281	-	-	5,000 C/	-	-
SAUDI ARABIA	23,868	-	-	-	-	-
SRI LANKA	3,167	-	-	-	-	-
TUNISIA	40,304	-	-	-	-	-
EUROPE	18,835,843	-	107,000	-	7,000	-
AUSTRIA	96,310	-	-	-	-	-
BELGIUM	1,203,784	-	-	-	-	-
BOSNIA-HERZEGOVINA	-	-	-	-	-	-
DENMARK	587,274	-	-	-	-	-
FRANCE	4,045,066	-	-	-	-	-
GERMANY	884,774	-	-	-	-	-
GREECE	1,673,183	-	-	-	-	-
HUNGARY	-	-	-	-	7,000	-
ITALY	2,243,742	-	-	-	-	-
LUXEMBOURG	7,753	-	-	-	-	-

TOTALS MAY NOT ADD DUE TO ROUNDING

* LESS THAN $500

AS OF 30 SEP 99

MILITARY ASSISTANCE PROGRAM
INCLUDES MASF, EMERGENCY DRAWDOWNS, AND OTHER GRANT ASSISTANCE; EXCLUDES TRAINING

(DOLLARS IN THOUSANDS)

FY 1995	FY 1996	FY 1997	FY 1998	FY 1999	FY 1950 FY 1999	
119,000	340,311	70,028	92,900	264,450	57,079,261	WORLDWIDE
-	14,951	-	-	55,000	29,104,541	EAST ASIA AND PACIFIC
-	151 C/	-	-	-	1,177,314	CAMBODIA
-	-	-	-	-	708,977	INDOCHINA
-	-	-	-	55,000	247,322	INDONESIA
-	-	-	-	-	810,276	JAPAN
-	-	-	-	-	5,471,719	KOREA (SEOUL) A/
-	11,800 C/	-	-	-	1,471,886	LAOS A/
-	-	-	-	-	72,134	MYANMAR
-	-	-	-	-	644,396	REP OF PHILIPPINES A/
-	-	-	-	-	2,554,637	TAIWAN
-	-	-	-	-	1,169,030	THAILAND A/
-	3,000 C/	-	-	-	14,776,851	VIETNAM A/
80,000	122,000	14,000	25,000	30,000	3,297,697	NEAR EAST AND SOUTH ASIA
-	-	-	-	-	2	AFGHANISTAN
-	-	-	-	-	20,000	BANGLADESH
-	-	-	-	-	13,500	EGYPT
-	-	-	-	-	90,256	INDIA
-	-	-	-	-	766,733	IRAN
-	-	14,000 I/	-	-	59,208	IRAQ
80,000 C/	22,000 C/	-	-	-	923,000	ISRAEL
-	100,000 C/	-	25,000	25,000	639,891	JORDAN
-	-	-	-	-	13,585	LEBANON
-	-	-	-	-	12,624	LIBYA
-	-	-	-	-	29,600	MOROCCO
-	-	-	-	-	1,678	NEPAL
-	-	-	-	-	655,281	PAKISTAN
-	-	-	-	-	23,868	SAUDI ARABIA
-	-	-	-	-	3,167	SRI LANKA
-	-	-	-	5,000	45,304	TUNISIA
-	100,000	-	-	35,000	19,084,843	EUROPE
-	-	-	-	-	96,310	AUSTRIA
-	-	-	-	-	1,203,784	BELGIUM
-	100,000 C/	-	-	-	100,000	BOSNIA-HERZEGOVINA
-	-	-	-	-	587,274	DENMARK
-	-	-	-	-	4,045,066	FRANCE
-	-	-	-	-	884,774	GERMANY
-	-	-	-	-	1,673,183	GREECE
-	-	-	-	-	7,000	HUNGARY
-	-	-	-	-	2,243,742	ITALY
-	-	-	-	-	7,753	LUXEMBOURG

TOTALS MAY NOT ADD DUE TO ROUNDING

* LESS THAN $500

AS OF 30 SEP 99

MILITARY ASSISTANCE PROGRAM (CONTINUED)
INCLUDES MASF, EMERGENCY DRAWDOWNS, AND OTHER GRANT ASSISTANCE; EXCLUDES TRAINING

(DOLLARS IN THOUSANDS)

	FY 1950 FY 1989	FY 1990	FY 1991	FY 1992	FY 1993	FY 1994
EUROPE (CONTINUED)						
NETHERLANDS	1,178,056	-	-	-	-	-
NORWAY	862,177	-	-	-	-	-
PORTUGAL	523,068 B/	-	-	-	-	-
SPAIN	689,894	-	-	-	-	-
TURKEY	3,138,340	-	107,000 D/	-	-	-
UNITED KINGDOM	1,012,855	-	-	-	-	-
YUGOSLAVIA	689,570	-	-	-	-	-
AFRICA	274,171	-	-	10,000	-	75,000
BENIN	55	-	-	-	-	-
BURKINA FASO	57	-	-	-	-	-
CAMEROON	239	-	-	-	-	-
CHAD	54,166 B/C/	-	-	-	-	-
CONGO (KINSHASA)	23,308	-	-	-	-	-
ERITREA	-	-	-	-	-	-
ETHIOPIA	182,948	-	-	-	-	-
GUINEA	810	-	-	-	-	-
IVORY COAST	54	-	-	-	-	-
LIBERIA	6,249	-	-	-	-	-
MALI	1,865	-	-	-	-	-
NIGER	52	-	-	-	-	-
RWANDA	-	-	-	-	-	75,000 C/
SENEGAL	2,646	-	-	10,000 C/	-	-
SIERRA LEONE	-	-	-	-	-	-
SUDAN	1,721	-	-	-	-	-
UGANDA	-	-	-	-	-	-
WESTERN HEMISPHERE	834,820	53,300	-	50,408	17,109	66,500
ARGENTINA	34,020	-	-	5,400	9,602	-
BARBADOS	-	-	-	-	-	-
BELIZE	-	500 E/	-	-	-	-
BOLIVIA	32,424	7,800 E/	-	2,100	3,300	-
BRAZIL	207,163	-	-	-	-	-
CHILE	80,468	-	-	3,463	-	-
COLOMBIA	148,162	20,000 E/	-	7,000 C/	-	-
COSTA RICA	930	-	-	-	-	-
CUBA	8,552	-	-	-	-	-
DOMINICAN REPUBLIC	21,549	-	-	-	-	15,000 C/
ECUADOR	31,994	3,000 E/	-	3,610	2,000 C/	-

TOTALS MAY NOT ADD DUE TO ROUNDING

* LESS THAN $500

AS OF 30 SEP 99

MILITARY ASSISTANCE PROGRAM (CONTINUED)
INCLUDES MASF, EMERGENCY DRAWDOWNS, AND OTHER GRANT ASSISTANCE; EXCLUDES TRAINING

(DOLLARS IN THOUSANDS)

FY 1995	FY 1996	FY 1997	FY 1998	FY 1999	FY 1950 FY 1999	
						EUROPE (CONTINUED)
-	-	-	-	-	1,178,056	NETHERLANDS
-	-	-	-	-	862,177	NORWAY
-	-	-	-	-	523,068	PORTUGAL
-	-	-	-	-	689,894	SPAIN
-	-	-	-	-	3,148,340	TURKEY
-	-	-	-	-	1,012,855	UNITED KINGDOM
-	-	-	-	35,000	724,570	YUGOSLAVIA
-	25,000	-	-	3,000	387,171	AFRICA
-	-	-	-	-	55	BENIN
-	-	-	-	-	57	BURKINA FASO
-	-	-	-	-	239	CAMEROON
-	-	-	-	-	54,166	CHAD
-	-	-	-	-	23,308	CONGO (KINSHASA)
-	1,850 C/	-	-	-	1,850	ERITREA
-	6,300 C/	-	-	-	189,248	ETHIOPIA
-	-	-	-	-	810	GUINEA
-	-	-	-	-	54	IVORY COAST
-	15,000 C/	-	-	-	21,249	LIBERIA
-	-	-	-	-	1,865	MALI
-	-	-	-	-	52	NIGER
-	-	-	-	-	75,000	RWANDA
-	-	-	-	-	12,646	SENEGAL
-	-	-	-	3,000	3,000	SIERRA LEONE
-	-	-	-	-	1,721	SUDAN
-	1,850 C/	-	-		1,850	UGANDA
7,000	78,000	55,998	67,900	141,450	1,372,485	WESTERN HEMISPHERE
-	-	-	-	-	49,022	ARGENTINA
-	8,500 C/	1,500 J/	1,500 J/	-	11,500	BARBADOS
-	-	-	-	-	500	BELIZE
-	-	-	12,000	-	57,624	BOLIVIA
-	-	-	2,000 J/	-	209,163	BRAZIL
-	-	-	-	-	83,931	CHILE
-	40,500 C/	14,200 J/	41,100 J/	58,000	328,962	COLOMBIA
-	-	-	-	-	930	COSTA RICA
-	-	-	-	-	8,552	CUBA
-	-	-	500 J/	-	37,049	DOMINICAN REPUBLIC
-	-	-	1,800 J/	4,000	46,404	ECUADOR

TOTALS MAY NOT ADD DUE TO ROUNDING

* LESS THAN $500

AS OF 30 SEP 99

MILITARY ASSISTANCE PROGRAM (CONTINUED)
INCLUDES MASF, EMERGENCY DRAWDOWNS, AND OTHER GRANT ASSISTANCE; EXCLUDES TRAINING

(DOLLARS IN THOUSANDS)

	FY 1950 FY 1989	FY 1990	FY 1991	FY 1992	FY 1993	FY 1994
WESTERN HEMISPHERE (CONTINUED)						
EL SALVADOR	74,238	-	-	-	-	-
GUATEMALA	16,247	-	-	-	-	-
HAITI	2,427	-	-	-	-	50,000 F/
HONDURAS	28,447	-	-	-	8	-
JAMAICA	11,053	5,000 E/	-	-	-	1,500 C/
MEXICO	7	17,000 E/	-	26,000 C/	-	-
NICARAGUA	7,668	-	-	-	-	-
PANAMA	4,392	-	-	-	-	-
PARAGUAY	9,325	-	-	-	-	-
PERU	74,952	-	-	-	-	-
TRINIDAD + TOBAGO	-	-	-	-	-	-
URUGUAY	40,770	-	-	2,835	2,200	-
VENEZUELA	33	-	-	-	-	-
INTERNATL. ORG. AND VARIOUS	1,601,449	-	-	-	25,000	-
GEN. AND REG. COSTS	2,173,685	-	-	-	-	-

TOTALS MAY NOT ADD DUE TO ROUNDING

* LESS THAN $500

AS OF 30 SEP 99

MILITARY ASSISTANCE PROGRAM (CONTINUED)
INCLUDES MASF, EMERGENCY DRAWDOWNS, AND OTHER GRANT ASSISTANCE; EXCLUDES TRAINING

(DOLLARS IN THOUSANDS)

FY 1995	FY 1996	FY 1997	FY 1998	FY 1999	FY 1950 FY 1999	
						WESTERN HEMISPHERE (CONTINUED)
-	-	-	-	-	74,238	EL SALVADOR
-	-	-	600 J/	-	16,847	GUATEMALA
7,000 C/	3,000 C/	-	-	-	62,427	HAITI
-	-	-	-	75,000	103,455 C/	HONDURAS
-	-	-	1,000 J/	-	18,553	JAMAICA
-	-	37,000 K/	1,100 J/K/	-	81,107	MEXICO
-	-	-	-	-	7,668	NICARAGUA
-	-	-	-	450	4,842	PANAMA
-	-	-	-	-	9,325	PARAGUAY
-	13,750 C/	2,300 J/	5,300	4,000	100,302	PERU
-	-	-	1,000 J/	-	1,000	TRINIDAD + TOBAGO
-	-	-	-	-	45,804	URUGUAY
-	12,250 C/	1,000 J/	-	-	13,283	VENEZUELA
32,000	-	-	-	-	1,658,449	INTERNATL. ORG. AND VARIOUS
-	360	30	-	-	2,174,075	GEN. AND REG. COSTS

TOTALS MAY NOT ADD DUE TO ROUNDING

* LESS THAN $500

AS OF 30 SEP 99

NOTE: INCLUDED IN THE DATA FOR FY 1991, 1992 AND 1993 ARE TRANSFERS OF EXCESS DEFENSE ARTICLES (EDA) UNDER SECTION 519 OF THE FOREIGN ASSISTANCE ACT OF 1961, AS AMENDED. THESE EDA TRANSFERS ARE INTENDED TO HELP MODERNIZE THE MILITARY CAPABILITIES OF COUNTRIES WHICH ARE RECIPIENTS OF FOREIGN MILITARY FINANCING (FMF).

A/ DURING THE PERIOD FY 66-75, GRANT AID FUNDING IN SUPPORT OF ACTIVITIES IN SOUTHEAST ASIA WAS A PART OF THE REGULAR DOD APPROPRIATION AND WAS IDENTIFIED FOR PROGRAMMING PURPOSES AS MILITARY ASSISTANCE SERVICE FUNDED (MASF) PROGRAMS. THE FUNDS WERE USED FOR PROVIDING MILITARY EQUIPMENT AND RELATED SERVICES AND TRAINING TO THOSE COUNTRIES ENGAGED IN THE HOSTILITIES IN SOUTHEAST ASIA, I.E., KOREA, LAOS, PHILIPPINES, THAILAND, AND VIETNAM. ALSO INCLUDED ARE TRANSFERS TO KOREA UNDER SECTION 3, P.L. 91-952, DATED JANUARY 5, 1971 AND SECTION 23 OF P.L. 95-384, DATED SEPTEMBER 26, 1978, AS WELL AS THE TRANSFER OF AMMUNITION TO THAILAND UNDER SECTION 24 OF P.L. 96-92, DATED OCTOBER 29, 1979.

B/ INCLUDES MAP MERGER FUNDS FOR PORTUGAL OF $6.5 MILLION IN FY 1982, $25.0 MILLION IN FY 1983, AND $10.0 MILLION IN FY 1984; FOR CHAD $110 THOUSAND IN FY 1984.

C/ EXCEPT FOR CHAD (1987) WHERE $25.0 MILLION WAS AUTHORIZED, AMOUNTS SHOWN FOR SECTION 506 AND OTHER DRAWDOWNS REFLECT THE AMOUNTS AUTHORIZED IN PRESIDENTIAL DETERMINATIONS, BEGINNING IN FY 1986, NOT THE VALUE OF PROGRAM DIRECTIVES ISSUED AGAINST PRESIDENTIAL DETERMINATIONS, AS REPORTED IN PREVIOUS FISCAL YEARS.

D/ INCLUDES SECTION 506 FUNDING OF $75.0 MILLION FOR KURDISH RELIEF.

E/ LA ANTI-NARCOTICS ASSISTANCE OF $53.3 MILLION ALLOCATED AS FOLLOWS: BELIZE $.5 MILLION; BOLIVIA $7.8 MILLION; COLOMBIA $20.0 MILLION; ECUADOR $3.0 MILLION; JAMAICA $5.0 MILLION; MEXICO $17.0 MILLION.

F/ REPRESENTS SECTION 506 DRAWDOWN PURSUANT TO PRESIDENTIAL DETERMINATION 94-50, DATED SEPTEMBER 19, 1994, FOR THE COUNTRIES PARTICIPATING IN THE MULTINATIONAL COALITION TO RESTORE DEMOCRACY TO HAITI. PARTICIPATING COUNTRIES INCLUDE ANTIGUA-BARBUDA, ARGENTINA, AUSTRALIA, BAHAMAS, BANGLADESH, BARBADOS, BELIZE, BENIN, BOLIVIA, DENMARK, DOMINICA, FRANCE, GRENADA, GUATEMALA, GUYANA, ISRAEL, JAMAICA, JORDAN, NEPAL, NETHERLANDS, NORWAY, THE PHILIPPINES, POLAND, ST. LUCIA, ST. KITTS, ST. VINCENT AND THE GRENADINES, TRINIDAD AND TOBAGO, AND THE UNITED KINGDOM.

G/ REPRESENTS SECTION 552(C)(2) DRAWDOWN PURSUANT TO PRESIDENTIAL DETERMINATION 93-43, DATED 30 SEPTEMBER 1993, FOR THE PROVISION OF COMMODITIES AND SERVICES TO SUPPORT PEACEKEEPING OPERATIONS RELATED TO THE REESTABLISHMENT OF POLICE FORCES IN SOMALIA.

H/ REPRESENTS SECTION 506 DRAWDOWNS PURSUANT TO PRESIDENTIAL DETERMINATIONS 95-29, 95-33, AND 95-34 TO SUPPORT UN RAPID REACTION FORCE (RRF) IN BOSNIA-HERCEGOVINA.

I/ REPRESENTS SECTION 506 AND SECTION 552, FOREIGN ASSISTANCE ACT, DRAWDOWNS PURSUANT TO PRESIDENTIAL DETERMINATION SIGNED DECEMBER 11, 1996, IN THE AMOUNT OF $4.0 MILLION FOR THE MULTINATIONAL TURCOMAN CEASEFIRE MONITORING FORCE AND PRESIDENTIAL DETERMINATION 97-14, SIGNED DECEMBER 27, 1996, IN THE AMOUNT OF $10.0 MILLION FOR REPATRIATION OF IRAQI KURDS TO THE UNITED STATES.

J/ REPRESENTS SECTION 506 DRAWDOWNS FOR LATIN AMERICA COUNTERNARCOTICS ASSISTANCE IN THE AMOUNT OF $20.0 MILLION PURSUANT TO PRESIDENTIAL DETERMINATION PD97-38, SIGNED SEPTEMBER 30,1997, AND $75.0 MILLION PURSUANT TO PD98-41, SIGNED SEPTEMBER 30, 1998.

K/ REPRESENTS SECTION 506 DRAWDOWNS FOR COUNTERNARCOTICS ASSISTANCE IN THE AMOUNT OF $37.0 MILLION PURSUANT TO PRESIDENTIAL DETERMINATION 97-9, SIGNED DECEMBER, 2,1996.

TOTALS MAY NOT ADD DUE TO ROUNDING * LESS THAN $500

MILITARY ASSISTANCE PROGRAM DEL/EXP

INCLUDES MASF, EMERGENCY DRAWDOWNS, AND OTHER GRANT ASSISTANCE

(Dollars in Millions)

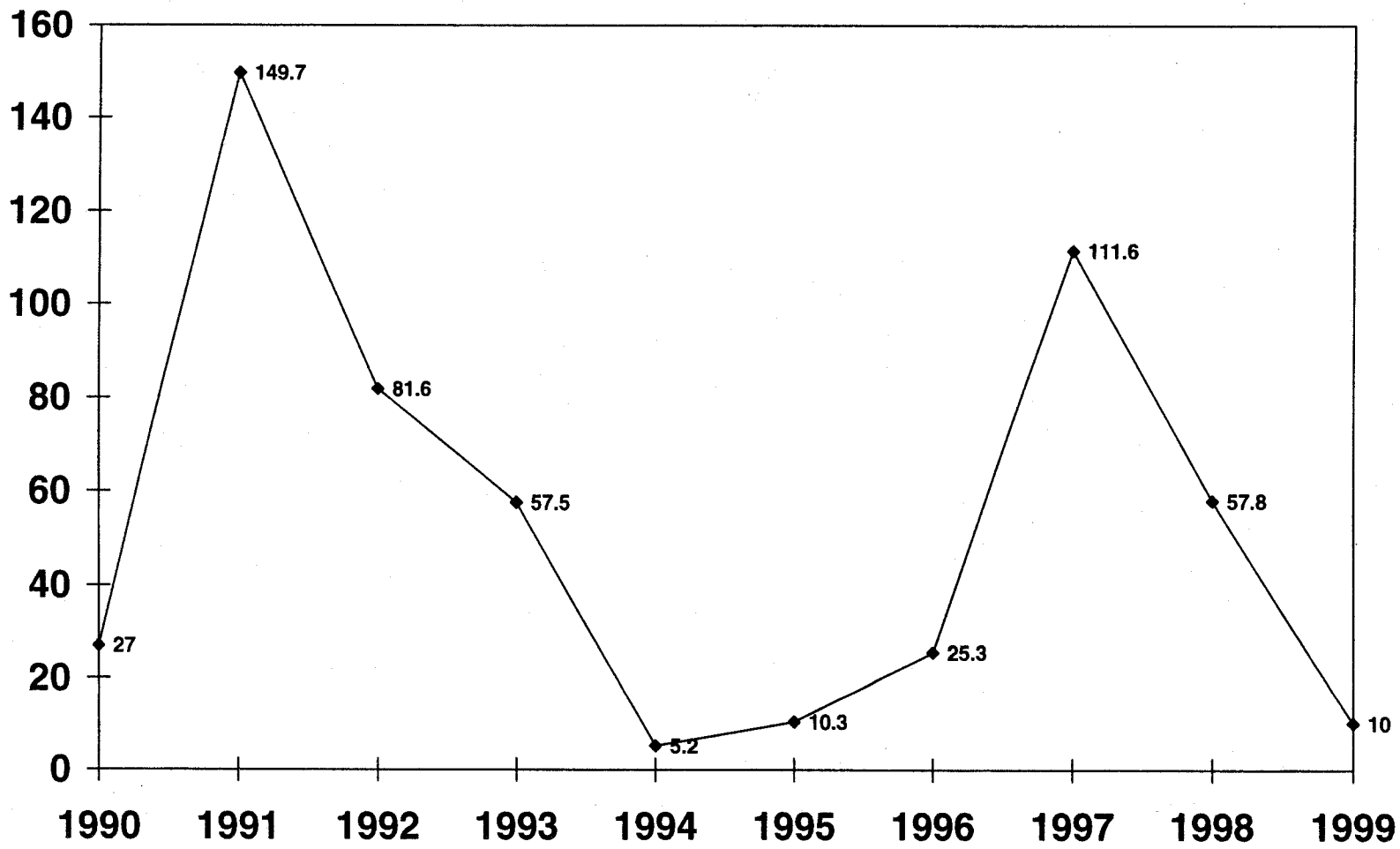

MILITARY ASSISTANCE PROGRAM DELIVERIES/EXPENDITURES
INCLUDES MASF, EMERGENCY DRAWDOWNS, AND OTHER GRANT ASSISTANCE; EXCLUDES TRAINING

(DOLLARS IN THOUSANDS)

	FY 1950 FY 1989	FY 1990	FY 1991	FY 1992	FY 1993	FY 1994
WORLDWIDE	54,638,034	27,000	149,658	81,569	57,528	5,174
EAST ASIA AND PACIFIC	29,000,497	23	2,094	7,752	1,895	-
CAMBODIA	1,177,163	-	-	-	-	-
INDOCHINA	708,977	-	-	-	-	-
INDONESIA	192,322	-	*	-	-	-
JAPAN	810,276	-	-	-	-	-
KOREA (SEOUL) A/	5,471,734	-	-	-	-	-
LAOS A/	1,460,076	-	-	-	-	-
MYANMAR	72,134	-	-	-	-	-
REP OF PHILIPPINES A/	610,299	23	2,094	7,752	1,895	-
TAIWAN	2,554,637	-	-	-	-	-
THAILAND A/	1,169,028	-	-	-	-	-
VIETNAM A/	14,773,851	-	-	-	-	-
NEAR EAST AND SOUTH ASIA	2,167,035	*	116,204	3,038	47,411	1,424
AFGHANISTAN	2	-	-	-	-	-
BANGLADESH	-	-	1,500	2,395	73	-
EGYPT	-	-	-	-	-	1,424
INDIA	90,256	-	-	-	-	-
IRAN	766,733	-	-	-	-	-
IRAQ	45,208	-	-	-	-	-
ISRAEL	-	-	114,662	642	44,717	-
JORDAN	489,729	*	42	-	120	-
LEBANON	13,585	-	-	-	-	-
LIBYA	12,624	-	-	-	-	-
MOROCCO	29,600	-	-	-	-	-
NEPAL	1,678	-	-	-	-	-
PAKISTAN	650,281	*	-	-	2,500	-
SAUDI ARABIA	23,868	-	-	-	-	-
SRI LANKA	3,167	-	-	-	-	-
TUNISIA	40,304	-	-	-	-	-
EUROPE	18,833,404	2,017	4,572	22,709	79	-
AUSTRIA	96,310	-	-	-	-	-
BELGIUM	1,203,784	-	-	-	-	-
BOSNIA-HERZEGOVINA	-	-	-	-	-	-
DENMARK	587,274	-	-	-	-	-
FRANCE	4,045,066	-	-	-	-	-
GERMANY	884,774	-	-	-	-	-
GREECE	1,671,263	1,919	*	-	1	-
ITALY	2,243,742	-	-	-	-	-
LUXEMBOURG	7,753	-	-	-	-	-
NETHERLANDS	1,178,056	-	-	-	-	-
NORWAY	862,177	-	-	-	-	-

TOTALS MAY NOT ADD DUE TO ROUNDING * LESS THAN $500

AS OF 30 SEP 99

MILITARY ASSISTANCE PROGRAM DELIVERIES/EXPENDITURES
INCLUDES MASF, EMERGENCY DRAWDOWNS, AND OTHER GRANT ASSISTANCE; EXCLUDES TRAINING

(DOLLARS IN THOUSANDS)

FY 1995	FY 1996	FY 1997	FY 1998	FY 1999	FY 1950 FY 1999	
10,273	25,325	111,585	57,772	9,977	55,173,896	WORLDWIDE
-	10	-	-	-	29,012,272	EAST ASIA AND PACIFIC
-	-	-	-	-	1,177,163	CAMBODIA
-	-	-	-	-	708,977	INDOCHINA
-	-	-	-	-	192,322	INDONESIA
-	-	-	-	-	810,276	JAPAN
-	-	-	-	-	5,471,734	KOREA (SEOUL) A/
-	10	-	-	-	1,460,086	LAOS A/
-	-	-	-	-	72,134	MYANMAR
-	-	-	-	-	622,064	REP OF PHILIPPINES A/
-	-	-	-	-	2,554,637	TAIWAN
-	-	-	-	-	1,169,028	THAILAND A/
-	-	-	-	-	14,773,851	VIETNAM A/
1,807	15,983	24,993	50,808	8,420	2,437,125	NEAR EAST AND SOUTH ASIA
-	-	-	-	-	2	AFGHANISTAN
55	-	-	-	-	4,024	BANGLADESH
1,607	-	1,607	-	-	4,637	EGYPT
-	-	-	-	-	90,256	INDIA
-	-	-	-	-	766,733	IRAN
-	-	2,543	-	-	47,751	IRAQ
5	-	2	-	-	160,028	ISRAEL
-	15,983	20,842	50,808	8,420	585,945	JORDAN
-	-	-	-	-	13,585	LEBANON
-	-	-	-	-	12,624	LIBYA
-	-	-	-	-	29,600	MOROCCO
140	-	-	-	-	1,818	NEPAL
-	-	-	-	-	652,781	PAKISTAN
-	-	-	-	-	23,868	SAUDI ARABIA
-	-	-	-	-	3,167	SRI LANKA
-	-	-	-	-	40,304	TUNISIA
2,436	9,332	64,960	3,154	-	18,942,663	EUROPE
-	-	-	-	-	96,310	AUSTRIA
-	-	-	-	-	1,203,784	BELGIUM
-	9,332	64,388	3,154	-	76,874	BOSNIA-HERZEGOVINA
-	-	-	-	-	587,274	DENMARK
71	-	66	-	-	4,045,203	FRANCE
-	-	-	-	-	884,774	GERMANY
-	-	-	-	-	1,673,183	GREECE
-	-	-	-	-	2,243,742	ITALY
-	-	-	-	-	7,753	LUXEMBOURG
-	-	-	-	-	1,178,056	NETHERLANDS
-	-	-	-	-	862,177	NORWAY

TOTALS MAY NOT ADD DUE TO ROUNDING * LESS THAN $500

AS OF 30 SEP 99

MILITARY ASSISTANCE PROGRAM DELIVERIES/EXPENDITURES (CONTINUED)
INCLUDES MASF, EMERGENCY DRAWDOWNS, AND OTHER GRANT ASSISTANCE; EXCLUDES TRAINING

(DOLLARS IN THOUSANDS)

	FY 1950 FY 1989	FY 1990	FY 1991	FY 1992	FY 1993	FY 1994
EUROPE (CONTINUED)						
PORTUGAL	522,767	13	4	206	77	-
SPAIN	689,676	85	124	-	-	-
TURKEY	3,138,338	-	4,445	22,502	1	-
UNITED KINGDOM	1,012,855	-	-	-	-	-
YUGOSLAVIA	689,570	-	-	-	-	-
AFRICA	270,611	1,493	*	6,245	4,259	3,750
BENIN	55	-	-	-	-	-
BURKINA FASO	57	-	-	-	-	-
CAMEROON	239	-	-	-	-	-
CHAD	50,606	1,493	*	-	-	-
CONGO (KINSHASA)	23,308	-	-	-	-	-
ERITREA	-	-	-	-	-	-
ETHIOPIA	182,948	-	-	-	-	-
GUINEA	810	-	-	-	-	-
IVORY COAST	54	-	-	-	-	-
LIBERIA	6,249	-	-	-	-	-
MALI	1,865	-	-	-	-	-
NIGER	52	-	-	-	-	-
SENEGAL	2,646	-	-	6,245	509	-
SOMALIA	-	-	-	-	3,750	3,750
SUDAN	1,721	-	-	-	-	-
UGANDA	-	-	-	-	-	-
WESTERN HEMISPHERE	762,834	23,468	26,787	41,826	3,884	-
ANTIGUA & BARBUDA	-	-	-	-	-	-
ARGENTINA	34,020	-	-	-	-	-
BAHAMAS	-	-	-	-	-	-
BARBADOS	-	-	-	-	-	-
BELIZE	-	25	35	329	3	-
BOLIVIA	32,424	190	2,810	4,035	-	-
BRAZIL	207,163	-	-	-	-	-
CHILE	80,468	-	-	3,463	-	-
COLOMBIA	86,039	21,554	16,069	8,401	3,096	-
COSTA RICA	930	-	-	-	-	-
CUBA	8,552	-	-	-	-	-
DOMINICA	-	-	-	-	-	-
DOMINICAN REPUBLIC	21,549	-	-	-	-	-
ECUADOR	31,994	1,045	1,141	247	467	-
EL SALVADOR	73,961	81	188	8	-	-
GRENADA	-	-	-	-	-	-
GUATEMALA	16,247	-	-	-	-	-
GUYANA	-	-	-	-	-	-

TOTALS MAY NOT ADD DUE TO ROUNDING * LESS THAN $500

AS OF 30 SEP 99

MILITARY ASSISTANCE PROGRAM DELIVERIES/EXPENDITURES (CONTINUED)
INCLUDES MASF, EMERGENCY DRAWDOWNS, AND OTHER GRANT ASSISTANCE; EXCLUDES TRAINING

(DOLLARS IN THOUSANDS)

FY 1995	FY 1996	FY 1997	FY 1998	FY 1999	FY 1950 FY 1999	
						EUROPE (CONTINUED)
-	-	-	-	-	523,068	PORTUGAL
-	-	-	-	-	689,885	SPAIN
-	-	-	-	-	3,165,286	TURKEY
2,365	-	507	-	-	1,015,727	UNITED KINGDOM
-	-	-	-	-	689,570	YUGOSLAVIA
-	-	1,755	1,796	-	289,907	AFRICA
-	-	2	-	-	57	BENIN
-	-	-	-	-	57	BURKINA FASO
-	-	-	-	-	239	CAMEROON
-	-	-	-	-	52,099	CHAD
-	-	-	-	-	23,308	CONGO (KINSHASA)
-	-	-	1,525	-	1,525	ERITREA
-	-	10	-	-	182,958	ETHIOPIA
-	-	-	-	-	810	GUINEA
-	-	-	-	-	54	IVORY COAST
-	-	-	-	-	6,249	LIBERIA
-	-	-	-	-	1,865	MALI
-	-	-	-	-	52	NIGER
-	-	164	-	-	9,563	SENEGAL
-	-	-	-	-	7,500	SOMALIA
-	-	-	-	-	1,721	SUDAN
-	-	1,579	271	-	1,850	UGANDA
6,031	-	13,215	2,008	1,558	881,610	WESTERN HEMISPHERE
1	-	-	-	-	1	ANTIGUA & BARBUDA
14	-	-	-	-	34,034	ARGENTINA
4	-	-	-	-	4	BAHAMAS
3	-	65	-	-	68	BARBADOS
3	-	-	-	-	395	BELIZE
15	-	-	-	-	39,474	BOLIVIA
-	-	-	-	-	207,163	BRAZIL
-	-	-	-	-	83,931	CHILE
-	-	11,493	1,823	761	149,236	COLOMBIA
-	-	-	-	-	930	COSTA RICA
-	-	-	-	-	8,552	CUBA
*	-	-	1	-	1	DOMINICA
4,771	-	1,434	-	-	27,754	DOMINICAN REPUBLIC
-	-	-	-	-	34,895	ECUADOR
-	-	-	-	-	74,238	EL SALVADOR
1	-	-	1	-	2	GRENADA
*	-	-	104	-	16,350	GUATEMALA
-	-	-	7	-	7	GUYANA

TOTALS MAY NOT ADD DUE TO ROUNDING * LESS THAN $500

AS OF 30 SEP 99

MILITARY ASSISTANCE PROGRAM DELIVERIES/EXPENDITURES (CONTINUED)
INCLUDES MASF, EMERGENCY DRAWDOWNS, AND OTHER GRANT ASSISTANCE; EXCLUDES TRAINING

(DOLLARS IN THOUSANDS)

	FY 1950 FY 1989	FY 1990	FY 1991	FY 1992	FY 1993	FY 1994
WESTERN HEMISPHERE (CONTINUED)						
HAITI	2,427	-	-	-	-	-
HONDURAS	24,841	-	198	-	-	-
JAMAICA	5,074	372	2,849	2,782	318	-
MEXICO	7	200	3,497	22,560	-	-
NICARAGUA	7,668	-	-	-	-	-
PANAMA	4,392	-	-	-	-	-
PARAGUAY	9,325	-	-	-	-	-
PERU	74,952	-	-	-	-	-
ST KITTS AND NEVIS	-	-	-	-	-	-
ST LUCIA	-	-	-	-	-	-
TRINIDAD + TOBAGO	-	-	-	-	-	-
URUGUAY	40,770	-	-	-	-	-
VENEZUELA	33	-	-	-	-	-
INTERNATL. ORG. AND VARIOUS	1,601,449	-	-	-	-	-
GEN. AND REG. COSTS	2,002,204	-	-	-	-	-

NOTE: INCLUDED IN THE DATA FOR FY 1991, 1992 AND 1993 ARE TRANSFERS OF EXCESS DEFENSE ARTICLES (EDA) UNDER SECTION 519 OF THE FOREIGN ASSISTANCE ACT OF 1961, AS AMENDED. THESE EDA TRANSFERS ARE INTENDED TO HELP MODERNIZE THE MILITARY CAPABILITIES OF COUNTRIES WHICH ARE RECIPIENTS OF FOREIGN MILITARY FINANCING (FMF).

A/ DURING THE PERIOD FY 66-75, GRANT AID FUNDING IN SUPPORT OF ACTIVITIES IN SOUTHEAST ASIA WAS A PART OF THE REGULAR DOD APPROPRIATION AND WAS IDENTIFIED FOR PROGRAMMING PURPOSES AS MILITARY ASSISTANCE SERVICE FUNDED (MASF) PROGRAMS. THE FUNDS WERE USED FOR PROVIDING MILITARY EQUIPMENT AND RELATED SERVICES AND TRAINING TO THOSE COUNTRIES ENGAGED IN THE HOSTILITIES IN SOUTHEAST ASIA, I.E., KOREA, LAOS, PHILIPPINES, THAILAND, AND VIETNAM. ALSO INCLUDED ARE TRANSFERS TO KOREA UNDER SECTION 3, P.L. 91-952, DATED JANUARY 5, 1971 AND SECTION 23 OF P.L. 95-384, DATED SEPTEMBER 26, 1978, AS WELL AS THE TRANSFER OF AMMUNITION TO THAILAND UNDER SECTION 24 OF P.L. 96-92, DATED OCTOBER 29, 1979.

TOTALS MAY NOT ADD DUE TO ROUNDING * LESS THAN $500

AS OF 30 SEP 99

MILITARY ASSISTANCE PROGRAM DELIVERIES/EXPENDITURES (CONTINUED)
INCLUDES MASF, EMERGENCY DRAWDOWNS, AND OTHER GRANT ASSISTANCE; EXCLUDES TRAINING

(DOLLARS IN THOUSANDS)

FY 1995	FY 1996	FY 1997	FY 1998	FY 1999	FY 1950 FY 1999	
						WESTERN HEMISPHERE (CONTINUED)
561	-	-	-	-	2,988	HAITI
-	-	-	-	-	25,039	HONDURAS
590	-	7	*	-	11,992	JAMAICA
-	-	175	-	-	26,440	MEXICO
-	-	-	-	-	7,668	NICARAGUA
-	-	-	-	-	4,392	PANAMA
-	-	-	-	-	9,325	PARAGUAY
-	-	40	-	631	75,623	PERU
1	-	-	3	-	4	ST KITTS AND NEVIS
1	-	-	3	-	4	ST LUCIA
66	-	-	66	-	132	TRINIDAD + TOBAGO
-	-	-	-	-	40,770	URUGUAY
-	-	-	-	166	199	VENEZUELA
-	-	6,278	-	-	1,607,727	INTERNATL. ORG. AND VARIOUS
-	-	384	6	-	2,002,594	GEN. AND REG. COSTS

TOTALS MAY NOT ADD DUE TO ROUNDING

* LESS THAN $500

AS OF 30 SEP 99

MAP EXCESS DEFENSE ARTICLES PROGRAM - ACQUISITION COST
INCLUDES MILITARY ASSISTANCE SERVICE FUNDED

(DOLLARS IN THOUSANDS)

	FY 1950 FY 1989	FY 1990	FY 1991	FY 1992	FY 1993	FY 1994
WORLDWIDE	6,534,403	-	-	-	-	-
EAST ASIA AND PACIFIC	3,475,217	-	-	-	-	-
CAMBODIA	85,221	-	-	-	-	-
INDOCHINA	21,882	-	-	-	-	-
INDONESIA	34,003	-	-	-	-	-
JAPAN	174,979	-	-	-	-	-
KOREA (SEOUL) A/	663,885	-	-	-	-	-
LAOS A/	97,805	-	-	-	-	-
MYANMAR	12,250	-	-	-	-	-
REP OF PHILIPPINES A/	98,489	-	-	-	-	-
TAIWAN	941,286	-	-	-	-	-
THAILAND A/	244,955	-	-	-	-	-
VIETNAM A/	1,100,462	-	-	-	-	-
NEAR EAST AND SOUTH ASIA	182,427	-	-	-	-	-
INDIA	21,995	-	-	-	-	-
IRAN	61,632	-	-	-	-	-
IRAQ	3,342	-	-	-	-	-
JORDAN	45,557	-	-	-	-	-
LEBANON	309	-	-	-	-	-
LIBYA	2,195	-	-	-	-	-
MOROCCO	11,943	-	-	-	-	-
NEPAL	2	-	-	-	-	-
PAKISTAN	26,827	-	-	-	-	-
SAUDI ARABIA	1,765	-	-	-	-	-
SRI LANKA	2	-	-	-	-	-
TUNISIA	6,858	-	-	-	-	-
EUROPE	2,316,656	-	-	-	-	-
AUSTRIA	8,155	-	-	-	-	-
BELGIUM	21,327	-	-	-	-	-
DENMARK	20,935	-	-	-	-	-
FRANCE	289,843	-	-	-	-	-
GERMANY	718	-	-	-	-	-
GREECE	451,064	-	-	-	-	-
ITALY	214,639	-	-	-	-	-
LUXEMBOURG	178	-	-	-	-	-
NETHERLANDS	44,003	-	-	-	-	-
NORWAY	44,051	-	-	-	-	-
PORTUGAL	168,252	-	-	-	-	-
SPAIN	97,707	-	-	-	-	-
TURKEY	855,307	-	-	-	-	-
UNITED KINGDOM	72,950	-	-	-	-	-
YUGOSLAVIA	27,527	-	-	-	-	-

TOTALS MAY NOT ADD DUE TO ROUNDING * LESS THAN $500

AS OF 30 SEP 99

MAP EXCESS DEFENSE ARTICLES PROGRAM - ACQUISITION COST
INCLUDES MILITARY ASSISTANCE SERVICE FUNDED

(DOLLARS IN THOUSANDS)

FY 1995	FY 1996	FY 1997	FY 1998	FY 1999	FY 1950 FY 1999	
-	-	-	-	-	6,534,403	WORLDWIDE
-	-	-	-	-	3,475,217	EAST ASIA AND PACIFIC
-	-	-	-	-	85,221	CAMBODIA
-	-	-	-	-	21,882	INDOCHINA
-	-	-	-	-	34,003	INDONESIA
-	-	-	-	-	174,979	JAPAN
-	-	-	-	-	663,885	KOREA (SEOUL) A/
-	-	-	-	-	97,805	LAOS A/
-	-	-	-	-	12,250	MYANMAR
-	-	-	-	-	98,489	REP OF PHILIPPINES A/
-	-	-	-	-	941,286	TAIWAN
-	-	-	-	-	244,955	THAILAND A/
-	-	-	-	-	1,100,462	VIETNAM A/
-	-	-	-	-	182,427	NEAR EAST AND SOUTH ASIA
-	-	-	-	-	21,995	INDIA
-	-	-	-	-	61,632	IRAN
-	-	-	-	-	3,342	IRAQ
-	-	-	-	-	45,557	JORDAN
-	-	-	-	-	309	LEBANON
-	-	-	-	-	2,195	LIBYA
-	-	-	-	-	11,943	MOROCCO
-	-	-	-	-	2	NEPAL
-	-	-	-	-	26,827	PAKISTAN
-	-	-	-	-	1,765	SAUDI ARABIA
-	-	-	-	-	2	SRI LANKA
-	-	-	-	-	6,858	TUNISIA
-	-	-	-	-	2,316,656	EUROPE
-	-	-	-	-	8,155	AUSTRIA
-	-	-	-	-	21,327	BELGIUM
-	-	-	-	-	20,935	DENMARK
-	-	-	-	-	289,843	FRANCE
-	-	-	-	-	718	GERMANY
-	-	-	-	-	451,064	GREECE
-	-	-	-	-	214,639	ITALY
-	-	-	-	-	178	LUXEMBOURG
-	-	-	-	-	44,003	NETHERLANDS
-	-	-	-	-	44,051	NORWAY
-	-	-	-	-	168,252	PORTUGAL
-	-	-	-	-	97,707	SPAIN
-	-	-	-	-	855,307	TURKEY
-	-	-	-	-	72,950	UNITED KINGDOM
-	-	-	-	-	27,527	YUGOSLAVIA

TOTALS MAY NOT ADD DUE TO ROUNDING

* LESS THAN $500

AS OF 30 SEP 99

MAP EXCESS DEFENSE ARTICLES PROGRAM - ACQUISITION COST (CONTINUED)
INCLUDES MILITARY ASSISTANCE SERVICE FUNDED

(DOLLARS IN THOUSANDS)

	FY 1950 FY 1989	FY 1990	FY 1991	FY 1992	FY 1993	FY 1994
AFRICA	36,414	-	-	-	-	-
CAMEROON	4	-	-	-	-	-
CHAD	170	-	-	-	-	-
CONGO (KINSHASA)	5,213	-	-	-	-	-
ETHIOPIA	30,353	-	-	-	-	-
GUINEA	50	-	-	-	-	-
LIBERIA	390	-	-	-	-	-
MALI	201	-	-	-	-	-
SENEGAL	33	-	-	-	-	-
WESTERN HEMISPHERE	231,623	-	-	-	-	-
ARGENTINA	4,375	-	-	-	-	-
BOLIVIA	10,047	-	-	-	-	-
BRAZIL	83,092	-	-	-	-	-
CHILE	24,010	-	-	-	-	-
COLOMBIA	17,903	-	-	-	-	-
COSTA RICA	115	-	-	-	-	-
CUBA	5,516	-	-	-	-	-
DOMINICAN REPUBLIC	3,903	-	-	-	-	-
ECUADOR	10,364	-	-	-	-	-
EL SALVADOR	2,454	-	-	-	-	-
GUATEMALA	6,732	-	-	-	-	-
HAITI	195	-	-	-	-	-
HONDURAS	3,821	-	-	-	-	-
JAMAICA	4	-	-	-	-	-
MEXICO	50	-	-	-	-	-
NICARAGUA	5,233	-	-	-	-	-
PANAMA	1,673	-	-	-	-	-
PARAGUAY	11,182	-	-	-	-	-
PERU	20,277	-	-	-	-	-
URUGUAY	20,352	-	-	-	-	-
VENEZUELA	324	-	-	-	-	-
INTERNATL. ORG. AND VARIOUS	529	-	-	-	-	-
GEN. AND REG. COSTS	291,537	-	-	-	-	-

A/ DURING THE PERIOD FY 66-75, GRANT AID FUNDING IN SUPPORT OF ACTIVITIES IN SOUTHEAST ASIA WAS A PART OF THE REGULAR DOD APPROPRIATION AND WAS IDENTIFIED FOR PROGRAMMING PURPOSES AS MILITARY ASSISTANCE SERVICE FUNDED (MASF) PROGRAMS. THE FUNDS WERE USED FOR PROVIDING MILITARY EQUIPMENT AND RELATED SERVICES AND TRAINING TO THOSE COUNTRIES ENGAGED IN THE HOSTILITIES IN SOUTHEAST ASIA, I.E., KOREA, LAOS, PHILIPPINES, THAILAND, AND VIETNAM. ALSO INCLUDED ARE TRANSFERS TO KOREA UNDER SECTION 3, P.L. 91-952, DATED JANUARY 5, 1971 AND SECTION 23 OF P.L. 95-384, DATED SEPTEMBER 26, 1978, AS WELL AS THE TRANSFER OF AMMUNITION TO THAILAND UNDER SECTION 24 OF P.L. 96-92, DATED OCTOBER 29, 1979.

TOTALS MAY NOT ADD DUE TO ROUNDING * LESS THAN $500

AS OF 30 SEP 99

MAP EXCESS DEFENSE ARTICLES PROGRAM - ACQUISITION COST (CONTINUED)
INCLUDES MILITARY ASSISTANCE SERVICE FUNDED

(DOLLARS IN THOUSANDS)

FY 1995	FY 1996	FY 1997	FY 1998	FY 1999	FY 1950 FY 1999	
-	-	-	-	-	36,414	AFRICA
-	-	-	-	-	4	CAMEROON
-	-	-	-	-	170	CHAD
-	-	-	-	-	5,213	CONGO (KINSHASA)
-	-	-	-	-	30,353	ETHIOPIA
-	-	-	-	-	50	GUINEA
-	-	-	-	-	390	LIBERIA
-	-	-	-	-	201	MALI
-	-	-	-	-	33	SENEGAL
-	-	-	-	-	231,623	WESTERN HEMISPHERE
-	-	-	-	-	4,375	ARGENTINA
-	-	-	-	-	10,047	BOLIVIA
-	-	-	-	-	83,092	BRAZIL
-	-	-	-	-	24,010	CHILE
-	-	-	-	-	17,903	COLOMBIA
-	-	-	-	-	115	COSTA RICA
-	-	-	-	-	5,516	CUBA
-	-	-	-	-	3,903	DOMINICAN REPUBLIC
-	-	-	-	-	10,364	ECUADOR
-	-	-	-	-	2,454	EL SALVADOR
-	-	-	-	-	6,732	GUATEMALA
-	-	-	-	-	195	HAITI
-	-	-	-	-	3,821	HONDURAS
-	-	-	-	-	4	JAMAICA
-	-	-	-	-	50	MEXICO
-	-	-	-	-	5,233	NICARAGUA
-	-	-	-	-	1,673	PANAMA
-	-	-	-	-	11,182	PARAGUAY
-	-	-	-	-	20,277	PERU
-	-	-	-	-	20,352	URUGUAY
-	-	-	-	-	324	VENEZUELA
-	-	-	-	-	529	INTERNATL. ORG. AND VARIOUS
-	-	-	-	-	291,537	GEN. AND REG. COSTS

TOTALS MAY NOT ADD DUE TO ROUNDING

* LESS THAN $500

AS OF 30 SEP 99

MAP EXCESS DEFENSE ARTICLES DELIVERED - ACQUISITION COST
INCLUDES MILITARY ASSISTANCE SERVICE FUNDED

(DOLLARS IN THOUSANDS)

	FY 1950 FY 1989	FY 1990	FY 1991	FY 1992	FY 1993	FY 1994
WORLDWIDE	6,388,127	-	-	-	-	-
EAST ASIA AND PACIFIC	3,475,080	-	-	-	-	-
CAMBODIA	85,221	-	-	-	-	-
INDOCHINA	21,882	-	-	-	-	-
INDONESIA	34,003	-	-	-	-	-
JAPAN	174,979	-	-	-	-	-
KOREA (SEOUL) A/	663,748	-	-	-	-	-
LAOS A/	97,805	-	-	-	-	-
MYANMAR	12,250	-	-	-	-	-
REP OF PHILIPPINES A/	98,489	-	-	-	-	-
TAIWAN	941,286	-	-	-	-	-
THAILAND A/	244,955	-	-	-	-	-
VIETNAM A/	1,100,462	-	-	-	-	-
NEAR EAST AND SOUTH ASIA	182,427	-	-	-	-	-
INDIA	21,995	-	-	-	-	-
IRAN	61,632	-	-	-	-	-
IRAQ	3,342	-	-	-	-	-
JORDAN	45,557	-	-	-	-	-
LEBANON	309	-	-	-	-	-
LIBYA	2,195	-	-	-	-	-
MOROCCO	11,943	-	-	-	-	-
NEPAL	2	-	-	-	-	-
PAKISTAN	26,827	-	-	-	-	-
SAUDI ARABIA	1,765	-	-	-	-	-
SRI LANKA	2	-	-	-	-	-
TUNISIA	6,858	-	-	-	-	-
EUROPE	2,172,753	-	-	-	-	-
AUSTRIA	8,155	-	-	-	-	-
BELGIUM	21,327	-	-	-	-	-
DENMARK	20,935	-	-	-	-	-
FRANCE	289,843	-	-	-	-	-
GERMANY	718	-	-	-	-	-
GREECE	451,064	-	-	-	-	-
ITALY	214,639	-	-	-	-	-
LUXEMBOURG	178	-	-	-	-	-
NETHERLANDS	44,003	-	-	-	-	-
NORWAY	44,051	-	-	-	-	-
PORTUGAL	25,240	-	-	-	-	-
SPAIN	97,707	-	-	-	-	-
TURKEY	854,416	-	-	-	-	-
UNITED KINGDOM	72,950	-	-	-	-	-
YUGOSLAVIA	27,527	-	-	-	-	-

TOTALS MAY NOT ADD DUE TO ROUNDING

* LESS THAN $500

AS OF 30 SEP 99

MAP EXCESS DEFENSE ARTICLES DELIVERED - ACQUISITION COST
INCLUDES MILITARY ASSISTANCE SERVICE FUNDED

(DOLLARS IN THOUSANDS)

FY 1995	FY 1996	FY 1997	FY 1998	FY 1999	FY 1950 FY 1999	
-	-	-	-	-	6,388,127	WORLDWIDE
-	-	-	-	-	3,475,080	EAST ASIA AND PACIFIC
-	-	-	-	-	85,221	CAMBODIA
-	-	-	-	-	21,882	INDOCHINA
-	-	-	-	-	34,003	INDONESIA
-	-	-	-	-	174,979	JAPAN
-	-	-	-	-	663,748	KOREA (SEOUL) A/
-	-	-	-	-	97,805	LAOS A/
-	-	-	-	-	12,250	MYANMAR
-	-	-	-	-	98,489	REP OF PHILIPPINES A/
-	-	-	-	-	941,286	TAIWAN
-	-	-	-	-	244,955	THAILAND A/
-	-	-	-	-	1,100,462	VIETNAM A/
-	-	-	-	-	182,427	NEAR EAST AND SOUTH ASIA
-	-	-	-	-	21,995	INDIA
-	-	-	-	-	61,632	IRAN
-	-	-	-	-	3,342	IRAQ
-	-	-	-	-	45,557	JORDAN
-	-	-	-	-	309	LEBANON
-	-	-	-	-	2,195	LIBYA
-	-	-	-	-	11,943	MOROCCO
-	-	-	-	-	2	NEPAL
-	-	-	-	-	26,827	PAKISTAN
-	-	-	-	-	1,765	SAUDI ARABIA
-	-	-	-	-	2	SRI LANKA
-	-	-	-	-	6,858	TUNISIA
-	-	-	-	-	2,172,753	EUROPE
-	-	-	-	-	8,155	AUSTRIA
-	-	-	-	-	21,327	BELGIUM
-	-	-	-	-	20,935	DENMARK
-	-	-	-	-	289,843	FRANCE
-	-	-	-	-	718	GERMANY
-	-	-	-	-	451,064	GREECE
-	-	-	-	-	214,639	ITALY
-	-	-	-	-	178	LUXEMBOURG
-	-	-	-	-	44,003	NETHERLANDS
-	-	-	-	-	44,051	NORWAY
-	-	-	-	-	25,240	PORTUGAL
-	-	-	-	-	97,707	SPAIN
-	-	-	-	-	854,416	TURKEY
-	-	-	-	-	72,950	UNITED KINGDOM
-	-	-	-	-	27,527	YUGOSLAVIA

TOTALS MAY NOT ADD DUE TO ROUNDING

* LESS THAN $500

AS OF 30 SEP 99

MAP EXCESS DEFENSE ARTICLES DELIVERED - ACQUISITION COST (CONTINUED)
INCLUDES MILITARY ASSISTANCE SERVICE FUNDED

(DOLLARS IN THOUSANDS)

	FY 1950 FY 1989	FY 1990	FY 1991	FY 1992	FY 1993	FY 1994
AFRICA	36,244	-	-	-	-	-
CAMEROON	4	-	-	-	-	-
CONGO (KINSHASA)	5,213	-	-	-	-	-
ETHIOPIA	30,353	-	-	-	-	-
GUINEA	50	-	-	-	-	-
LIBERIA	390	-	-	-	-	-
MALI	201	-	-	-	-	-
SENEGAL	33	-	-	-	-	-
WESTERN HEMISPHERE	229,557	-	-	-	-	-
ARGENTINA	4,375	-	-	-	-	-
BOLIVIA	9,966	-	-	-	-	-
BRAZIL	83,092	-	-	-	-	-
CHILE	24,010	-	-	-	-	-
COLOMBIA	17,903	-	-	-	-	-
COSTA RICA	115	-	-	-	-	-
CUBA	5,516	-	-	-	-	-
DOMINICAN REPUBLIC	3,903	-	-	-	-	-
ECUADOR	10,364	-	-	-	-	-
EL SALVADOR	2,454	-	-	-	-	-
GUATEMALA	6,732	-	-	-	-	-
HAITI	195	-	-	-	-	-
HONDURAS	1,995	-	-	-	-	-
JAMAICA	4	-	-	-	-	-
MEXICO	50	-	-	-	-	-
NICARAGUA	5,081	-	-	-	-	-
PANAMA	1,673	-	-	-	-	-
PARAGUAY	11,176	-	-	-	-	-
PERU	20,277	-	-	-	-	-
URUGUAY	20,352	-	-	-	-	-
VENEZUELA	324	-	-	-	-	-
INTERNATL. ORG. AND VARIOUS	529	-	-	-	-	-
GEN. AND REG. COSTS	291,537	-	-	-	-	-

A/ DURING THE PERIOD FY 66-75, GRANT AID FUNDING IN SUPPORT OF ACTIVITIES IN SOUTHEAST ASIA WAS A PART OF THE REGULAR DOD APPROPRIATION AND WAS IDENTIFIED FOR PROGRAMMING PURPOSES AS MILITARY ASSISTANCE SERVICE FUNDED (MASF) PROGRAMS. THE FUNDS WERE USED FOR PROVIDING MILITARY EQUIPMENT AND RELATED SERVICES AND TRAINING TO THOSE COUNTRIES ENGAGED IN THE HOSTILITIES IN SOUTHEAST ASIA, I.E., KOREA, LAOS, PHILIPPINES, THAILAND, AND VIETNAM. ALSO INCLUDED ARE TRANSFERS TO KOREA UNDER SECTION 3, P.L. 91-952, DATED JANUARY 5, 1971 AND SECTION 23 OF P.L. 95-384, DATED SEPTEMBER 26, 1978, AS WELL AS THE TRANSFER OF AMMUNITION TO THAILAND UNDER SECTION 24 OF P.L. 96-92, DATED OCTOBER 29, 1979.

TOTALS MAY NOT ADD DUE TO ROUNDING * LESS THAN $500

AS OF 30 SEP 99

MAP EXCESS DEFENSE ARTICLES DELIVERED - ACQUISITION COST (CONTINUED)
INCLUDES MILITARY ASSISTANCE SERVICE FUNDED

(DOLLARS IN THOUSANDS)

FY 1995	FY 1996	FY 1997	FY 1998	FY 1999	FY 1950 FY 1999	
-	-	-	-	-	36,244	AFRICA
-	-	-	-	-	4	CAMEROON
-	-	-	-	-	5,213	CONGO (KINSHASA)
-	-	-	-	-	30,353	ETHIOPIA
-	-	-	-	-	50	GUINEA
-	-	-	-	-	390	LIBERIA
-	-	-	-	-	201	MALI
-	-	-	-	-	33	SENEGAL
-	-	-	-	-	229,557	WESTERN HEMISPHERE
-	-	-	-	-	4,375	ARGENTINA
-	-	-	-	-	9,966	BOLIVIA
-	-	-	-	-	83,092	BRAZIL
-	-	-	-	-	24,010	CHILE
-	-	-	-	-	17,903	COLOMBIA
-	-	-	-	-	115	COSTA RICA
-	-	-	-	-	5,516	CUBA
-	-	-	-	-	3,903	DOMINICAN REPUBLIC
-	-	-	-	-	10,364	ECUADOR
-	-	-	-	-	2,454	EL SALVADOR
-	-	-	-	-	6,732	GUATEMALA
-	-	-	-	-	195	HAITI
-	-	-	-	-	1,995	HONDURAS
-	-	-	-	-	4	JAMAICA
-	-	-	-	-	50	MEXICO
-	-	-	-	-	5,081	NICARAGUA
-	-	-	-	-	1,673	PANAMA
-	-	-	-	-	11,176	PARAGUAY
-	-	-	-	-	20,277	PERU
-	-	-	-	-	20,352	URUGUAY
-	-	-	-	-	324	VENEZUELA
-	-	-	-	-	529	INTERNATL. ORG. AND VARIOUS
-	-	-	-	-	291,537	GEN. AND REG. COSTS

TOTALS MAY NOT ADD DUE TO ROUNDING * LESS THAN $500

AS OF 30 SEP 99

PAGE INTENTIONALLY LEFT BLANK

IMET PROGRAM/DELIVERIES
INCLUDES MASF AND EMERGENCY DRAWDOWNS
(Dollars in Millions)

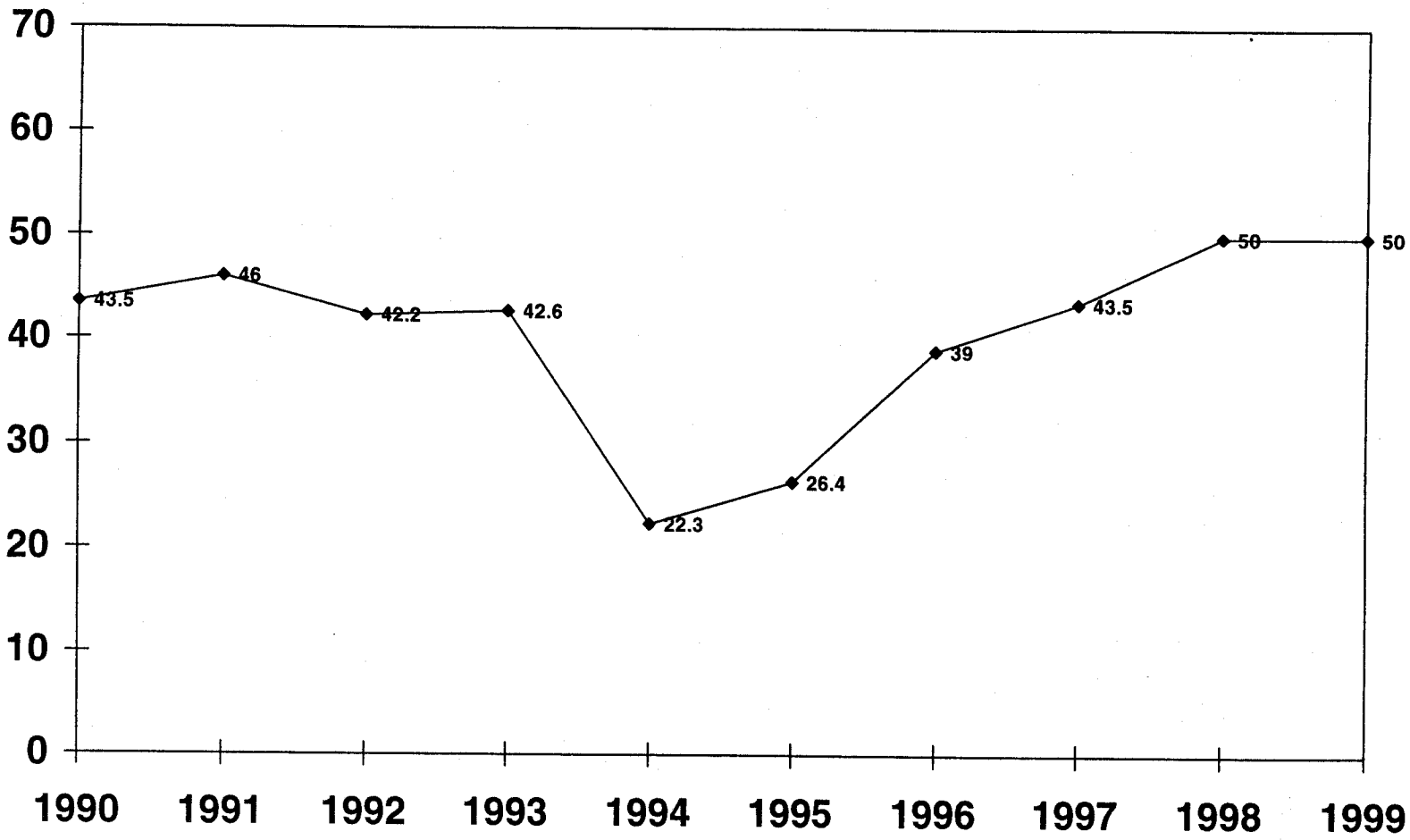

INTERNATIONAL MILITARY EDUCATION AND TRAINING PROGRAM/DELIVERIES
INCLUDES MILITARY ASSISTANCE SERVICE FUNDED AND EMERGENCY DRAWDOWNS

(DOLLARS IN THOUSANDS)

	FY 1950 FY 1989	FY 1990	FY 1991	FY 1992	FY 1993	FY 1994
WORLDWIDE	2,391,243	43,461	46,040	42,209	42,627	22,250
EAST ASIA AND PACIFIC	888,635	9,073	6,568	5,665	5,539	2,395
CAMBODIA	14,603	-	-	-	-	122
FIJI	398	-	-	-	-	-
INDOCHINA	598	-	-	-	-	-
INDONESIA	46,483	1,791	1,948	2,125	-	-
JAPAN	44,589	-	-	-	-	-
KOREA (SEOUL) A/	171,984	1,196	983	776	273	21
LAOS A/	42,814	-	-	-	-	-
MALAYSIA	10,762	947	-	-	-	318
MONGOLIA	-	-	-	108	108	50
MYANMAR	5,791	-	-	-	-	-
PAPUA NEW GUINEA	340	42	143	97	100	50
REP OF PHILIPPINES A/	51,290	2,445	2,671	2,475	2,539	876
SINGAPORE	386	47	19	15	20	10
SOLOMON ISLANDS	133	38	43	13	20	8
TAIWAN	103,156	-	-	-	-	-
THAILAND A/	92,947	2,533	679	-	2,339	895
TONGA	220	34	82	56	61	15
VANUATU	-	-	-	-	30	15
VIETNAM A/	302,142	-	-	-	-	-
WESTERN SAMOA	-	-	-	-	48	15
NEAR EAST AND SOUTH ASIA	240,776	8,694	7,578	6,009	6,960	3,638
AFGHANISTAN	5,616	-	-	-	-	-
ALGERIA	410	144	175	150	137	56
BAHRAIN	-	-	-	74	103	56
BANGLADESH	2,890	300	405	607	462	182
EGYPT	15,377	1,509	1,798	1,518	1,718	800
INDIA	8,289	263	226	310	362	152
IRAN	67,442	-	-	-	-	-
IRAQ	1,487	-	-	-	-	-
ISRAEL	-	-	218	-	-	-
JORDAN	25,065	2,065	1,095	585	501	800
LEBANON	8,164	116	-	-	591	304
LIBYA	2,795	-	-	-	-	-
MALDIVES	187	46	49	105	102	-
MOROCCO	26,237	1,248	1,314	1,034	1,140	528
NEPAL	1,340	123	197	179	149	106
OMAN	671	164	214	97	92	54
PAKISTAN	31,378	506	-	-	-	-
SAUDI ARABIA	12,456	-	-	-	-	-
SRI LANKA	1,471	188	240	224	388	100
SYRIA	56	-	-	-	-	-

TOTALS MAY NOT ADD DUE TO ROUNDING * LESS THAN $500

AS OF 30 SEP 99

INTERNATIONAL MILITARY EDUCATION AND TRAINING PROGRAM/DELIVERIES
INCLUDES MILITARY ASSISTANCE SERVICE FUNDED AND EMERGENCY DRAWDOWNS

(DOLLARS IN THOUSANDS)

FY 1995	FY 1996	FY 1997	FY 1998	FY 1999	FY 1950 FY 1999	
26,350	38,997	43,475	50,000	50,000	2,796,652	WORLDWIDE
3,471	4,846	5,015	5,652	5,298	942,157	EAST ASIA AND PACIFIC
273	403	463	-	-	15,864	CAMBODIA
-	-	-	-	15	413	FIJI
-	-	-	-	-	598	INDOCHINA
-	577	105	476	486	53,991	INDONESIA
-	-	-	-	-	44,589	JAPAN
10	9	-	-	-	175,253	KOREA (SEOUL) A/
-	-	-	-	-	42,814	LAOS A/
504	613	631	939	713	15,428	MALAYSIA
98	70	365	425	429	1,653	MONGOLIA
-	-	-	-	-	5,791	MYANMAR
125	162	111	139	156	1,464	PAPUA NEW GUINEA
1,193	1,210	1,295	1,278	1,348	68,620	REP OF PHILIPPINES A/
20	20	-	-	-	536	SINGAPORE
101	85	146	122	157	867	SOLOMON ISLANDS
-	-	-	-	-	103,156	TAIWAN
999	1,445	1,600	1,985	1,703	107,124	THAILAND A/
50	85	105	99	99	907	TONGA
50	88	99	93	87	463	VANUATU
-	-	-	-	-	302,142	VIETNAM A/
48	79	95	96	105	486	WESTERN SAMOA
4,860	5,765	6,457	6,693	6,967	304,395	NEAR EAST AND SOUTH ASIA
-	-	-	-	-	5,616	AFGHANISTAN
74	75	61	126	124	1,532	ALGERIA
75	108	149	251	228	1,044	BAHRAIN
209	326	342	312	394	6,429	BANGLADESH
1,000	1,009	1,000	1,000	1,040	27,768	EGYPT
208	357	404	177	241	10,989	INDIA
-	-	-	-	-	67,442	IRAN
-	-	-	-	-	1,487	IRAQ
-	-	-	-	-	218	ISRAEL
1,003	1,202	1,655	1,600	1,654	37,225	JORDAN
394	474	547	550	554	11,693	LEBANON
-	-	-	-	-	2,795	LIBYA
50	80	85	101	94	899	MALDIVES
724	830	812	907	927	35,702	MOROCCO
96	140	196	196	189	2,910	NEPAL
131	119	117	217	233	2,107	OMAN
-	-	-	-	-	31,884	PAKISTAN
-	-	-	-	-	12,456	SAUDI ARABIA
96	179	200	214	230	3,530	SRI LANKA
-	-	-	-	-	56	SYRIA

TOTALS MAY NOT ADD DUE TO ROUNDING * LESS THAN $500

AS OF 30 SEP 99

INTERNATIONAL MILITARY EDUCATION AND TRAINING PROGRAM/DELIVERIES (CONTINUED)
INCLUDES MILITARY ASSISTANCE SERVICE FUNDED AND EMERGENCY DRAWDOWNS

(DOLLARS IN THOUSANDS)

	FY 1950 FY 1989	FY 1990	FY 1991	FY 1992	FY 1993	FY 1994
NEAR EAST AND SOUTH ASIA (CONTINUED)						
TUNISIA	17,895	1,427	1,623	1,125	1,215	500
YEMEN	11,553	595	25	-	-	-
EUROPE	638,338	8,406	7,444	9,464	8,892	6,757
ALBANIA	-	-	-	128	172	165
AUSTRIA	1,808	13	26	-	-	10
BELARUS	-	-	-	-	97	100
BELGIUM	33,889	-	-	-	-	-
BOSNIA-HERZEGOVINA	-	-	-	-	-	-
BULGARIA	-	-	-	333	279	300
CROATIA	-	-	-	-	-	-
CZECH REPUBLIC	-	-	-	-	469	500
CZECHOSLOVAKIA	-	-	246	648	61	-
DENMARK	30,451	-	-	-	-	-
ESTONIA	-	-	-	61	88	152
FINLAND	692	37	15	-	-	10
FRANCE	107,987	-	-	-	-	-
GEORGIA	-	-	-	-	-	63
GERMANY	16,173	-	-	-	-	-
GREECE	57,956	588	564	294	243	100
HUNGARY	-	-	250	641	699	700
ICELAND	186	8	-	-	-	-
IRELAND	11	-	11	-	-	-
ITALY	46,566	-	-	-	-	-
KAZAKHSTAN	-	-	-	-	163	90
KYRGYZSTAN	-	-	-	-	-	50
LATVIA	-	-	-	46	113	195
LITHUANIA	-	-	-	72	148	150
LUXEMBOURG	550	-	-	-	-	-
MACEDONIA (FYROM)	-	-	-	-	-	-
MALTA	75	28	23	11	53	18
MOLDOVA	-	-	-	-	-	57
NETHERLANDS	39,100	-	-	-	-	-
NORWAY	31,652	-	-	-	-	-
POLAND	-	-	351	711	684	700
PORTUGAL	41,932	2,381	815	2,095	996	500
ROMANIA	-	-	-	-	309	312
RUSSIA	-	-	-	132	455	471
SLOVAKIA	-	-	-	-	128	296
SLOVENIA	-	-	-	-	82	113
SPAIN	63,009	1,955	1,507	928	240	49
TURKEY	139,712	3,371	3,552	3,288	3,032	1,006
TURKMENISTAN	-	-	-	-	-	50

TOTALS MAY NOT ADD DUE TO ROUNDING * LESS THAN $500

AS OF 30 SEP 99

INTERNATIONAL MILITARY EDUCATION AND TRAINING PROGRAM/DELIVERIES (CONTINUED)
INCLUDES MILITARY ASSISTANCE SERVICE FUNDED AND EMERGENCY DRAWDOWNS

(DOLLARS IN THOUSANDS)

FY 1995	FY 1996	FY 1997	FY 1998	FY 1999	FY 1950 FY 1999	
						NEAR EAST AND SOUTH ASIA (CONTINUED)
800	816	837	900	937	28,075	TUNISIA
-	50	52	142	122	12,539	YEMEN
7,897	13,253	15,180	18,713	18,293	752,636	EUROPE
226	432	666	613	650	3,052	ALBANIA
15	15	-	-	-	1,887	AUSTRIA
94	279	273	61	-	904	BELARUS
-	-	-	-	-	33,889	BELGIUM
-	259	500	600	632	1,991	BOSNIA-HERZEGOVINA
400	708	903	950	974	4,847	BULGARIA
105	218	427	455	435	1,640	CROATIA
500	795	737	1,394	1,227	5,622	CZECH REPUBLIC
-	-	-	-	-	954	CZECHOSLOVAKIA
-	-	-	-	-	30,451	DENMARK
180	386	572	689	675	2,803	ESTONIA
15	14	-	-	-	783	FINLAND
-	-	-	-	-	107,987	FRANCE
82	302	312	416	394	1,569	GEORGIA
-	-	-	-	-	16,173	GERMANY
48	54	28	31	25	59,932	GREECE
796	1,034	1,014	1,347	1,500	7,981	HUNGARY
-	-	-	-	-	194	ICELAND
-	-	-	-	-	21	IRELAND
-	-	-	-	-	46,566	ITALY
97	388	389	587	383	2,098	KAZAKHSTAN
60	231	257	336	383	1,317	KYRGYZSTAN
197	388	535	751	729	2,954	LATVIA
196	498	523	664	727	2,978	LITHUANIA
-	-	-	-	-	550	LUXEMBOURG
125	249	319	457	448	1,598	MACEDONIA (FYROM)
58	30	104	91	109	599	MALTA
106	273	268	460	485	1,649	MOLDOVA
-	-	-	-	-	39,100	NETHERLANDS
-	-	-	-	-	31,652	NORWAY
747	1,021	1,000	1,318	1,600	8,131	POLAND
500	769	551	844	700	52,083	PORTUGAL
460	758	922	1,094	1,111	4,966	ROMANIA
413	760	842	732	228	4,034	RUSSIA
253	471	621	621	623	3,013	SLOVAKIA
150	253	400	654	650	2,302	SLOVENIA
52	49	-	-	-	67,789	SPAIN
1,102	1,095	1,454	1,505	1,514	160,631	TURKEY
118	213	262	336	261	1,240	TURKMENISTAN

TOTALS MAY NOT ADD DUE TO ROUNDING * LESS THAN $500

AS OF 30 SEP 99

INTERNATIONAL MILITARY EDUCATION AND TRAINING PROGRAM/DELIVERIES (CONTINUED)
INCLUDES MILITARY ASSISTANCE SERVICE FUNDED AND EMERGENCY DRAWDOWNS

(DOLLARS IN THOUSANDS)

	FY 1950 FY 1989	FY 1990	FY 1991	FY 1992	FY 1993	FY 1994
EUROPE (CONTINUED)						
UKRAINE	-	-	-	77	379	600
UNITED KINGDOM	21,624	-	-	-	-	-
UZBEKISTAN	-	-	-	-	-	-
YUGOSLAVIA	4,965	26	85	-	-	-
AFRICA	113,740	6,302	7,998	7,947	8,683	4,021
ANGOLA	-	-	-	-	-	-
BENIN	367	70	117	106	113	99
BOTSWANA	2,221	356	601	582	445	364
BURKINA FASO	769	84	107	-	-	-
BURUNDI	875	177	195	182	333	-
CAMEROON	1,461	306	487	283	328	100
CAPE VERDE	307	68	252	130	167	-
CENTRAL AFRICAN REP	893	133	143	256	215	-
CHAD	1,925	322	344	352	370	225
COMOROS	126	45	90	60	137	-
CONGO (BRAZZAVILLE)	91	37	214	150	142	109
CONGO (KINSHASA)	17,653	460	8	-	-	-
DJIBOUTI	921	133	208	46	206	106
EQUATORIAL GUINEA	511	105	127	71	-	-
ERITREA	-	-	-	-	-	82
ETHIOPIA	22,701	-	-	-	160	113
GABON	961	31	79	113	115	-
GAMBIA	323	99	115	117	98	100
GHANA	3,308	173	251	260	303	229
GUINEA	981	170	160	183	187	88
GUINEA-BISSAU	189	92	164	150	203	102
IVORY COAST	1,052	144	277	186	213	150
KENYA	12,946	1,032	718	775	652	288
LESOTHO	160	60	109	129	130	-
LIBERIA	9,401	-	-	-	-	-
MADAGASCAR	441	90	101	151	274	-
MALAWI	1,353	132	144	131	108	125
MALI	2,368	161	245	121	198	134
MAURITANIA	577	107	84	-	-	-
MAURITIUS	-	-	-	92	65	-
MOZAMBIQUE	-	-	87	185	176	-
NAMIBIA	-	-	190	217	300	220
NIGER	2,097	285	438	379	349	200
NIGERIA	1,885	100	171	378	139	-
RWANDA	568	107	24	78	141	75
SAO TOME & PRINCIPE	201	70	76	151	175	-
SENEGAL	4,248	502	587	675	749	450

TOTALS MAY NOT ADD DUE TO ROUNDING * LESS THAN $500

AS OF 30 SEP 99

INTERNATIONAL MILITARY EDUCATION AND TRAINING PROGRAM/DELIVERIES (CONTINUED)
INCLUDES MILITARY ASSISTANCE SERVICE FUNDED AND EMERGENCY DRAWDOWNS

(DOLLARS IN THOUSANDS)

FY 1995	FY 1996	FY 1997	FY 1998	FY 1999	FY 1950 FY 1999	
						EUROPE (CONTINUED)
707	1,019	1,015	1,250	1,304	6,352	UKRAINE
-	-	-	-	-	21,624	UNITED KINGDOM
95	293	286	457	526	1,657	UZBEKISTAN
-	-	-	-	-	5,076	YUGOSLAVIA
4,955	6,016	7,093	7,989	8,494	183,236	AFRICA
-	-	174	-	-	174	ANGOLA
161	281	350	376	372	2,412	BENIN
440	454	391	540	562	6,956	BOTSWANA
-	-	-	-	-	960	BURKINA FASO
44	71	-	-	-	1,878	BURUNDI
-	83	104	142	184	3,479	CAMEROON
75	64	208	153	70	1,494	CAPE VERDE
186	110	158	150	101	2,345	CENTRAL AFRICAN REP
62	-	27	100	87	3,814	CHAD
-	64	76	101	14	713	COMOROS
150	162	147	-	-	1,202	CONGO (BRAZZAVILLE)
-	-	-	-	-	18,121	CONGO (KINSHASA)
125	150	94	103	123	2,215	DJIBOUTI
-	-	-	-	-	815	EQUATORIAL GUINEA
200	261	413	409	439	1,804	ERITREA
248	327	313	279	516	24,657	ETHIOPIA
-	-	-	-	-	1,299	GABON
-	-	-	-	-	851	GAMBIA
222	257	243	288	391	5,925	GHANA
155	35	55	70	167	2,251	GUINEA
75	88	119	64	-	1,245	GUINEA-BISSAU
120	151	170	211	189	2,863	IVORY COAST
283	297	304	443	462	18,200	KENYA
32	72	76	75	74	917	LESOTHO
-	-	-	-	-	9,401	LIBERIA
-	102	113	146	115	1,534	MADAGASCAR
125	154	228	284	343	3,127	MALAWI
163	155	152	275	374	4,346	MALI
-	-	-	-	-	769	MAURITANIA
-	-	22	63	95	337	MAURITIUS
138	203	204	178	184	1,355	MOZAMBIQUE
126	190	188	203	145	1,779	NAMIBIA
189	11	-	-	-	3,948	NIGER
-	-	-	-	90	2,764	NIGERIA
50	243	359	473	314	2,432	RWANDA
29	75	72	74	86	1,009	SAO TOME & PRINCIPE
598	637	697	815	846	10,804	SENEGAL

TOTALS MAY NOT ADD DUE TO ROUNDING

* LESS THAN $500

AS OF 30 SEP 99

SUMMARY OF STUDENTS TRAINED UNDER INTERNATIONAL MILITARY EDUCATION AND TRAINING PROGRAM (CONTINUED)
INCLUDES MILITARY ASSISTANCE SERVICE FUNDED AND EMERGENCY DRAWDOWNS

	FY 1950 FY 1989	FY 1990	FY 1991	FY 1992	FY 1993	FY 1994
AFRICA (CONTINUED)						
SEYCHELLES	7	3	4	4	5	-
SIERRA LEONE	40	10	12	7	26	-
SOMALIA	357	-	-	-	-	-
SOUTH AFRICA	-	-	-	-	-	4
SUDAN	881	-	-	-	-	-
SWAZILAND	36	6	10	15	14	-
TANZANIA	10	7	4	13	15	8
TOGO	35	5	6	-	-	-
UGANDA	51	7	15	18	19	12
ZAMBIA	-	-	-	9	16	4
ZIMBABWE	148	21	18	31	29	15
WESTERN HEMISPHERE	108,347	1,964	2,430	2,289	2,199	1,382
ANTIGUA & BARBUDA	56	-	2	1	3	1
ARGENTINA	4,113	40	57	50	48	36
BAHAMAS	104	19	20	14	23	6
BARBADOS	129	11	6	-	-	1
BELIZE	217	19	16	19	18	6
BOLIVIA	5,241	79	111	156	131	66
BRAZIL	8,750	16	18	7	20	17
CHILE	6,917	-	144	166	159	160
COLOMBIA	15,093	657	748	711	892	545
COSTA RICA	1,234	46	66	45	56	27
CUBA	523	-	-	-	-	-
DOMINICA	75	3	-	2	7	4
DOMINICAN REPUBLIC	5,470	90	97	128	133	50
ECUADOR	8,054	207	174	148	93	111
EL SALVADOR	5,894	168	109	143	45	65
GRENADA	82	12	16	15	10	9
GUATEMALA	3,853	120	58	10	19	5
GUYANA	43	-	9	11	12	3
HAITI	859	-	13	-	-	-
HONDURAS	6,408	224	298	215	216	113
JAMAICA	477	55	119	103	74	11
MEXICO	1,589	66	161	132	110	45
NICARAGUA	5,740	-	-	-	-	-
PANAMA	6,552	-	-	-	-	-
PARAGUAY	2,176	18	7	23	31	10
PERU	9,405	25	78	13	-	-
ST KITTS AND NEVIS	56	13	12	14	10	5
ST LUCIA	72	11	5	14	8	12
ST VINCENT + GREN.	73	9	11	21	15	5

AS OF 30 SEP 99

SUMMARY OF STUDENTS TRAINED UNDER INTERNATIONAL MILITARY EDUCATION AND TRAINING PROGRAM (CONTINUED)
INCLUDES MILITARY ASSISTANCE SERVICE FUNDED AND EMERGENCY DRAWDOWNS

FY 1995	FY 1996	FY 1997	FY 1998	FY 1999	FY 1950 FY 1999	
						AFRICA (CONTINUED)
1	2	3	9	28	66	SEYCHELLES
5	11	-	-	-	111	SIERRA LEONE
-	-	-	-	-	357	SOMALIA
15	35	38	204	551	847	SOUTH AFRICA
-	-	-	-	-	881	SUDAN
3	5	6	7	6	108	SWAZILAND
5	6	-	45	8	121	TANZANIA
-	-	5	-	-	51	TOGO
10	17	24	40	20	233	UGANDA
7	8	10	69	51	174	ZAMBIA
-	26	16	51	38	393	ZIMBABWE
1,048	1,389	1,385	2,387	2,767	127,587	WESTERN HEMISPHERE
1	11	13	16	16	120	ANTIGUA & BARBUDA
12	65	72	211	197	4,901	ARGENTINA
9	18	12	16	17	258	BAHAMAS
3	12	9	6	6	183	BARBADOS
6	31	29	32	33	426	BELIZE
41	74	68	66	76	6,109	BOLIVIA
19	38	41	19	30	8,975	BRAZIL
172	174	167	187	174	8,420	CHILE
274	28	-	261	611	19,820	COLOMBIA
18	45	52	101	53	1,743	COSTA RICA
-	-	-	-	-	523	CUBA
6	6	5	7	6	121	DOMINICA
20	70	70	47	47	6,222	DOMINICAN REPUBLIC
64	135	109	141	162	9,398	ECUADOR
24	68	27	241	181	6,965	EL SALVADOR
6	9	7	10	6	182	GRENADA
-	-	29	83	103	4,280	GUATEMALA
17	26	22	17	20	180	GUYANA
5	9	19	107	2	1,014	HAITI
108	105	112	197	221	8,217	HONDURAS
9	54	66	87	57	1,112	JAMAICA
58	221	192	165	194	2,933	MEXICO
-	-	4	26	55	5,825	NICARAGUA
-	-	-	-	2	6,554	PANAMA
15	10	27	22	57	2,396	PARAGUAY
59	26	53	99	44	9,802	PERU
6	11	10	8	26	171	ST KITTS AND NEVIS
8	9	5	8	6	158	ST LUCIA
8	10	6	7	8	173	ST VINCENT + GREN.

AS OF 30 SEP 99

SUMMARY OF STUDENTS TRAINED UNDER INTERNATIONAL MILITARY EDUCATION AND TRAINING PROGRAM (CONTINUED)
INCLUDES MILITARY ASSISTANCE SERVICE FUNDED AND EMERGENCY DRAWDOWNS

	FY 1950 FY 1989	FY 1990	FY 1991	FY 1992	FY 1993	FY 1994
WESTERN HEMISPHERE (CONTINUED)						
SURINAME	23	-	-	-	-	-
TRINIDAD + TOBAGO	56	4	8	5	-	3
URUGUAY	2,996	10	24	33	33	26
VENEZUELA	6,017	42	43	90	33	40
INTERNATL. ORG. AND VARIOUS	13	-	-	-	-	-
GEN. AND REG. COSTS	49	-	-	-	1	-

NOTE: THE NUMBER OF STUDENTS TRAINED PRIOR TO FY 1998 UNDER THE IMET PROGRAM WILL NOT AGREE WITH THE NUMBERS OF STUDENTS TRAINED AS POTRAYED IN THE CONGRESSIONAL PRESENTATION FOR FOREIGN OPERATIONS BECAUSE THE CONGRESSIONAL PRESENTATION DATA CONTAINS THE TOTAL NUMBER OF STUDENTS TRAINED BY EACH MOBILE TRAINING TEAM (MTT); WHEREAS, THE DATA IN THIS DOCUMENT COUNTS ONLY THE MTT ITSELF AND NOT THE TOTAL NUMBER OF STUDENTS TRAINED BY EACH MTT.

A/ DURING THE PERIOD FY 66-75, GRANT AID FUNDING IN SUPPORT OF ACTIVITIES IN SOUTHEAST ASIA WAS A PART OF THE REGULAR DOD APPROPRIATION AND WAS IDENTIFIED FOR PROGRAMMING PURPOSES AS MILITARY ASSISTANCE SERVICE FUNDED (MASF) PROGRAMS. THE FUNDS WERE USED FOR PROVIDING MILITARY EQUIPMENT AND RELATED SERVICES AND TRAINING TO THOSE COUNTRIES ENGAGED IN THE HOSTILITIES IN SOUTHEAST ASIA, I.E., KOREA, LAOS, PHILIPPINES, THAILAND, AND VIETNAM.

SUMMARY OF STUDENTS TRAINED UNDER INTERNATIONAL MILITARY EDUCATION AND TRAINING PROGRAM (CONTINUED)
INCLUDES MILITARY ASSISTANCE SERVICE FUNDED AND EMERGENCY DRAWDOWNS

FY 1995	FY 1996	FY 1997	FY 1998	FY 1999	FY 1950 FY 1999	
						WESTERN HEMISPHERE (CONTINUED)
2	17	10	18	86	156	SURINAME
-	8	12	18	15	129	TRINIDAD + TOBAGO
15	30	65	72	78	3,382	URUGUAY
63	69	72	92	182	6,743	VENEZUELA
-	-	-	-	-	13	INTERNATL. ORG. AND VARIOUS
2	1	-	-	-	53	GEN. AND REG. COSTS

FOREIGN MILITARY SALES, FOREIGN MILITARY CONSTRUCTION SALES AND MILITARY ASSISTANCE FACTS

AS OF SEPTEMBER 30, 2000

PUBLISHED BY
DEPUTY FOR FINANCIAL MANAGEMENT
COMPTROLLER, DSCA

TABLE OF CONTENTS

NARRATIVE DESCRIPTION OF STATISTICAL TABLES iv
GRAPH - FOREIGN MILITARY SALES AGREEMENTS (DEFENSE ARTICLES & SERVICES AND CONSTRUCTION 1
*FOREIGN MILITARY SALES AGREEMENTS 2
*FOREIGN MILITARY CONSTRUCTION SALES AGREEMENTS. 12
GRAPH - FOREIGN MILITARY SALES DELIVERIES (DEFENSE ARTICLES & SERVICES AND CONSTRUCTION 17
*FOREIGN MILITARY SALES DELIVERIES 18
*FOREIGN MILITARY CONSTRUCTION SALES DELIVERIES. 28
GRAPH - FOREIGN MILITARY FINANCING PROGRAM 33
FOREIGN MILITARY FINANCING PROGRAM 34
COMMERCIAL EXPORTS LICENSED UNDER ARMS EXPORT CONTROL ACT 62
MILITARY ASSISTANCE PROGRAM MERGER FUNDS. 74
GRAPH - MILITARY ASSISTANCE PROGRAM 79
MILITARY ASSISTANCE PROGRAM 80
GRAPH - MILITARY ASSISTANCE PROGRAM DELIVERIES/EXPENDITURES 89
MILITARY ASSISTANCE PROGRAM DELIVERIES/EXPENDITURES 90
MAP EXCESS DEFENSE ARTICLES PROGRAM - ACQUISITION COST. 96
MAP EXCESS DEFENSE ARTICLES DELIVERED - ACQUISITION COST. 100
GRAPH - IMET PROGRAM/DELIVERIES 105
INTERNATIONAL MILITARY EDUCATION AND TRAINING PROGRAM/DELIVERIES. 106
SUMMARY OF STUDENTS TRAINED UNDER IMET. 116

*The data in this publication regarding Foreign Military Sales Agreements and Deliveries portrays only sales and deliveries of defense articles and defense services. In accordance with Section 29 of the Arms Export Control Act, Foreign Military Construction Sales Agreements and Deliveries are shown separately in tables on pages 12 and 28 of this publication.

NARRATIVE DESCRIPTION OF STATISTICAL TABLES

1. **FOREIGN MILITARY SALES (FMS) AGREEMENTS** - Total dollar value of defense articles and defense services purchased with cash, credit, and MAP Merger Funds by a foreign government or international organization in any fiscal year. Also see Item 7, Military Assistance Program Merger Funds.

2. **FOREIGN MILITARY SALES (FMS) DELIVERIES** - Total dollar value of defense articles and defense services delivered to a foreign government or international organization in any fiscal year. After implementing an FMS agreement, the responsible military department directs release of materiel from stocks or procurement or provision of services or training. As execution progresses, the military department reports accrued expenditures and physical deliveries within 30 days of date of shipment or performance.

3. **FOREIGN MILITARY CONSTRUCTION SALES (FMCS) AGREEMENTS** - Total dollar value of design and construction services purchased by a foreign government in any fiscal year.

4. **FOREIGN MILITARY CONSTRUCTION SALES (FMCS) DELIVERIES** - Total dollar value of disbursements against design and construction services provided to a foreign government in any fiscal year. Also see Item 2, Foreign Military Sales Deliveries.

5. **FOREIGN MILITARY FINANCING (FMF) PROGRAM** - The amount of credit extended to a foreign government or international organization in any fiscal year for the procurement of defense articles, defense services, and design and construction services. Such procurements may be from U.S. military departments under FMS/FMCS, or may be negotiated directly with U.S. commercial suppliers following the approval of DoD. FMF credits are issued in the form of DoD direct loans which require repayment, or DoD direct loans for which repayment has been waived by the Congress. Annual foreign military financing programs may be applied to FMS/FMCS or commercial procurement contracts negotiated in prior, current or subsequent years within the parameters of the applicable purchase and loan financing agreements.

6. **COMMERCIAL EXPORTS** - The total dollar value of deliveries made against purchases of munitions-controlled items by foreign governments directly from U.S. manufacturers. The data are compiled by the Office of Defense Trade Controls (DTC), Department of

State, from shippers' export documents and completed licenses returned to DTC from ports of exit by the U.S. Customs Service.

7. **MILITARY ASSISTANCE PROGRAM (MAP) MERGER FUNDS** - Approved funds which are transferred to the FMS Trust Fund and merged with countries' FMS funds. MAP "merger" funds are non-repayable, and may be used solely to meet obligations of the recipient countries for payment of FMS/FMCS purchases; they are not available to finance procurements from U.S. commercial suppliers.

8. **MILITARY ASSISTANCE PROGRAM (MAP)** - The dollar amount of materiel and services (other than training) programmed for a particular foreign country in any fiscal year for which the U.S. Government receives no dollar reimbursement.

9. **MILITARY ASSISTANCE PROGRAM (MAP) DELIVERIES/EXPENDITURES** - The dollar amount of materiel and services (other than training) delivered or expended against amounts programmed in the current fiscal year or prior fiscal years.

10. **EXCESS DEFENSE ARTICLES PROGRAM - ACQUISITION COST** - Total dollar value of excess defense articles transferred to a foreign country or international organization at the original acquisition cost. Excess defense articles are defined as being owned by the U.S. Government and not procured in anticipation of military assistance or sales requirements, or pursuant to a military assistance or sales order, which are excess to Department of Defense requirements at the time such articles are dropped from inventory by the supplying agency.

11. **EXCESS DEFENSE ARTICLES DELIVERED - ACQUISITION COST** - Total dollar value of excess defense articles delivered to a recipient country in any fiscal year at original acquisition cost.

12. **INTERNATIONAL MILITARY EDUCATION & TRAINING (IMET) PROGRAM/DELIVERIES** - The dollar value allocated in any fiscal year for the training of foreign military students both overseas and in the continental United States, and the cost of training aids and materials associated with such training, for which the U.S. Government receives no dollar reimbursement. This program is considered fully delivered when funded.

FOREIGN MILITARY SALES AGREEMENTS
INCLUDES CONSTRUCTION
(Dollars in Billions)

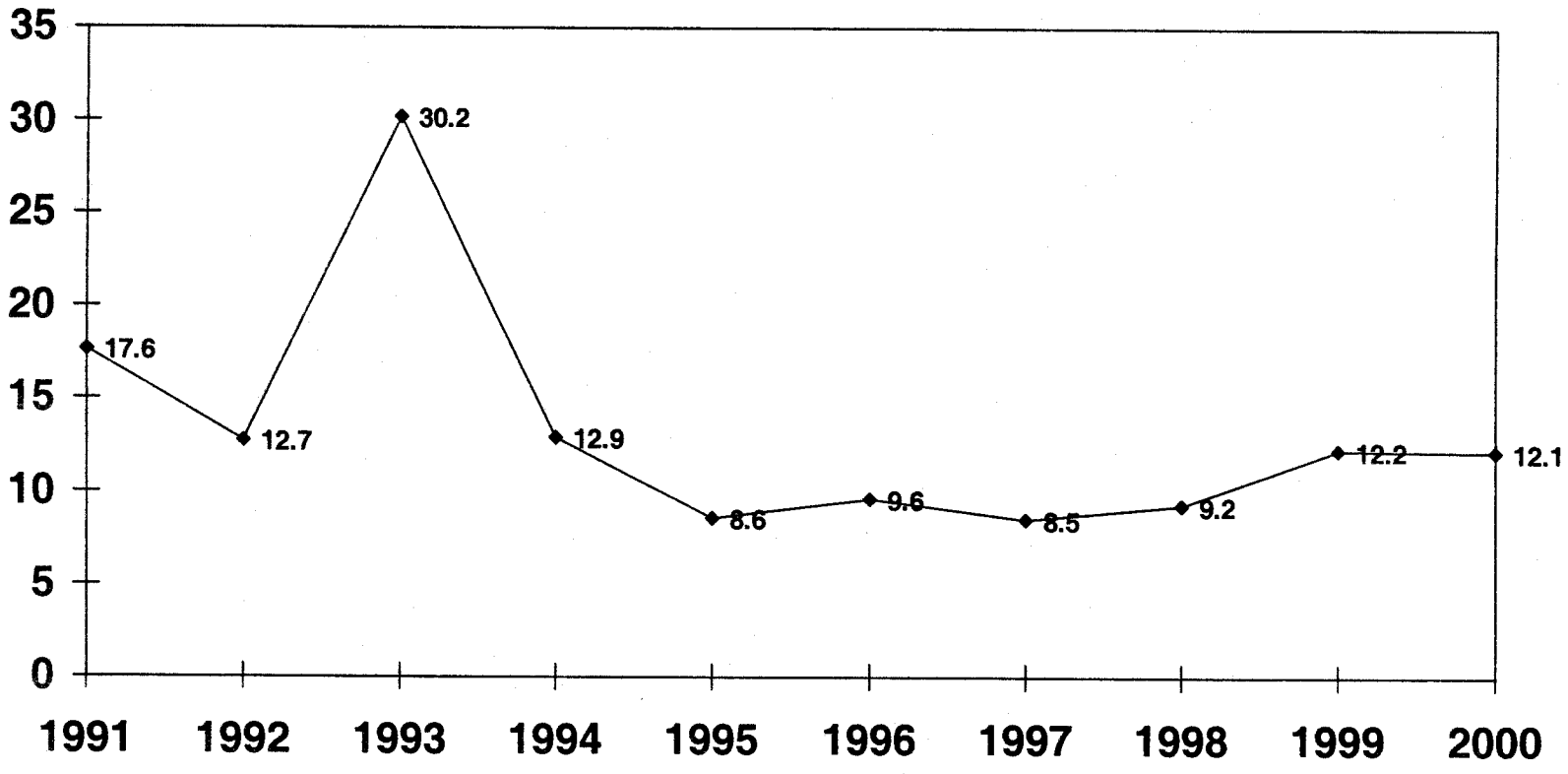

FOREIGN MILITARY SALES AGREEMENTS

(DOLLARS IN THOUSANDS)

	FY 1950 FY 1990	FY 1991	FY 1992	FY 1993	FY 1994	FY 1995
WORLDWIDE	184,428,708	16,787,449	12,575,477	29,606,806	12,846,390	8,621,358
EAST ASIA AND PACIFIC	32,703,993	2,169,184	3,704,420	8,704,800	3,268,430	1,954,388
AUSTRALIA	7,325,596	223,974	125,143	270,672	226,055	155,474
BRUNEI	406	7	-	-	-	40
CAMBODIA	-	-	-	-	-	1,701
CHINA	259,714	-	-	-	-	-
FIJI	1,829	-	-	-	-	12
INDOCHINA	8,542	-	-	-	-	-
INDONESIA	657,619	24,199	9,951	22,462	9,890	11,656
JAPAN	6,024,178	716,891	330,401	1,366,074	738,232	698,958
KOREA (SEOUL)	5,414,893	392,844	2,320,733	225,205	377,518	465,581
LAOS	-	-	-	-	-	-
MALAYSIA	183,936	3,720	4,049	871	712,172	22,965
MYANMAR	8,734	-	-	-	-	-
NEW ZEALAND	281,527	6,726	6,377	9,301	15,616	9,392
PAPUA NEW GUINEA	327	-	-	-	-	-
REP OF PHILIPPINES	766,427	141,230	38,339	78,126	20,813	15,101
SINGAPORE	1,116,665	76,882	36,352	96,384	572,869	184,417
TAIWAN	7,867,679	473,610	477,904	6,275,523	360,891	208,123
THAILAND	2,784,753	108,850	355,171	360,181	234,363	180,968
TONGA	-	250	-	-	12	-
VIETNAM	1,167	-	-	-	-	-
NEAR EAST AND SOUTH ASIA	86,177,363	11,122,544	2,499,594	14,029,145	4,730,913	2,349,664
ALGERIA	3,906	2,123	-	-	-	-
BAHRAIN	805,294	70,238	17,165	93,496	35,799	49,539
BANGLADESH	3,134	-	-	-	-	7,529
EGYPT	11,251,742	1,553,673	591,266	435,636	411,424	1,023,565
INDIA	83,884	2,000	-	4	-	*
IRAN	10,922,674	-	-	-	-	-
IRAQ	13,152	-	-	-	-	-
ISRAEL	13,761,801	353,251	96,707	161,550	2,156,027	633,996
JORDAN	1,811,943	406	6,764	14,611	38,236	13,796
KUWAIT	3,341,406	142,273	431,419	2,772,176	171,848	78,187
LEBANON	558,464	-	-	2,359	29,571	64,414
LIBYA	28,249	-	-	-	-	-
MOROCCO	1,008,441	20,240	13,818	13,166	16,013	12,895
NEPAL	755	500	-	-	-	-
OMAN	153,876	747	5,137	6,164	1,321	7,251
PAKISTAN	3,719,221	-	-	-	-	78
QATAR	1,926	59	1,940	305	4,031	-
SAUDI ARABIA	36,847,028	8,942,490	883,859	10,488,222	1,618,982	441,924
SRI LANKA	1,810	-	-	-	185	62
SYRIA	1	-	-	-	-	-
TUNISIA	583,575	13,942	9,543	23,076	18,255	11,792

TOTALS MAY NOT ADD DUE TO ROUNDING * LESS THAN $500

AS OF 30 SEP 00

FOREIGN MILITARY SALES AGREEMENTS

(DOLLARS IN THOUSANDS)

FY 1996	FY 1997	FY 1998	FY 1999	FY 2000	FY 1950 FY 2000	
9,516,947	8,508,764	8,793,200	11,874,167	11,850,823	315,410,090	WORLDWIDE
2,573,317	2,253,799	1,593,404	2,693,609	2,039,569	63,658,913	EAST ASIA AND PACIFIC
169,904	296,000	239,681	451,010	432,999	9,916,509	AUSTRALIA
-	122	-	-	356	931	BRUNEI
652	846	1,619	200	694	5,712	CAMBODIA
-	-	-	-	-	259,714	CHINA
-	-	-	-	-	1,842	FIJI
-	-	-	-	-	8,542	INDOCHINA
28,383	821	283	1,637	-	766,900	INDONESIA
518,350	346,187	354,295	237,142	536,826	11,867,533	JAPAN
876,411	834,646	298,932	533,639	612,387	12,352,789	KOREA (SEOUL)
-	1,062	365	-	-	1,427	LAOS
5,523	11,235	1,244	31,940	5,407	983,062	MALAYSIA
-	-	-	-	-	8,734	MYANMAR
7,305	24,489	14,949	121,544	7,967	505,191	NEW ZEALAND
-	-	-	-	-	327	PAPUA NEW GUINEA
20,709	19,045	10,395	9,801	13,953	1,133,939	REP OF PHILIPPINES
303,435	193,237	186,250	688,297	110,768	3,565,557	SINGAPORE
451,145	352,833	440,007	559,394	134,682	17,601,791	TAIWAN
191,457	173,277	45,384	59,005	183,531	4,676,939	THAILAND
43	-	-	-	-	305	TONGA
-	-	-	-	-	1,167	VIETNAM
3,955,142	2,245,971	4,534,219	5,532,516	4,020,921	141,197,991	NEAR EAST AND SOUTH ASIA
-	-	-	323	200	6,552	ALGERIA
97,170	59,954	326,000	52,697	184,463	1,791,814	BAHRAIN
-	1,592	31,708	-	2,050	46,013	BANGLADESH
1,302,527	966,678	993,765	2,068,224	1,594,128	22,192,626	EGYPT
-	299	-	-	-	86,186	INDIA
-	-	-	-	-	10,922,674	IRAN
-	-	-	-	-	13,152	IRAQ
831,286	512,191	657,476	2,466,400	907,444	22,538,131	ISRAEL
205,377	17,492	17,953	14,535	122,656	2,263,769	JORDAN
232,157	50,599	119,359	63,377	196,171	7,598,971	KUWAIT
15,673	17,179	12,319	1,568	6,402	707,947	LEBANON
-	-	-	-	-	28,249	LIBYA
5,396	5,765	1,742	3,622	7,000	1,108,097	MOROCCO
-	-	-	-	585	1,840	NEPAL
2,502	7,754	3,177	4,134	4,396	196,458	OMAN
-	97	37	-	-	3,719,433	PAKISTAN
-	-	-	-	-	8,261	QATAR
1,253,886	584,539	2,291,672	807,316	705,142	64,865,061	SAUDI ARABIA
123	74	24	192	-	2,470	SRI LANKA
-	-	-	-	-	1	SYRIA
7,206	16,637	6,165	1,932	10,842	702,964	TUNISIA

TOTALS MAY NOT ADD DUE TO ROUNDING * LESS THAN $500

AS OF 30 SEP 00

FOREIGN MILITARY SALES AGREEMENTS (CONTINUED)

(DOLLARS IN THOUSANDS)

	FY 1950 FY 1990	FY 1991	FY 1992	FY 1993	FY 1994	FY 1995
NEAR EAST AND SOUTH ASIA (CONTINUED)						
UNITED ARAB EMIRATES	949,706	20,602	441,977	18,379	229,222	4,637
YEMEN	325,373	-	-	-	-	-
EUROPE	55,315,281	2,171,676	4,948,324	5,869,685	4,066,325	3,503,577
ALBANIA	-	-	-	-	5	-
AUSTRIA	262,300	32,304	3,797	3,142	27,883	10,092
BELGIUM	2,923,895	105,478	34,806	328,679	19,708	24,238
BOSNIA-HERZEGOVINA	-	-	-	-	-	-
BULGARIA	-	-	-	-	-	-
CROATIA	-	-	-	-	-	-
CZECH REPUBLIC	-	-	-	-	-	-
DENMARK	1,553,023	73,900	62,231	306,656	48,366	34,443
ESTONIA	-	-	-	17	-	166
FINLAND	16,471	21	2,427,009	63	586,518	170,403
FRANCE	1,102,403	70,454	27,080	51,726	47,774	672,923
GEORGIA	-	-	-	-	-	-
GERMANY	11,439,287	294,455	158,930	164,849	182,614	261,997
GREECE	2,934,453	252,173	541,039	1,479,876	289,571	194,609
HUNGARY	-	-	-	10,976	-	-
ICELAND	544	-	-	-	-	-
IRELAND	897	-	-	48	-	45
ITALY	1,547,515	86,440	202,516	103,325	45,665	31,531
KAZAKHSTAN	-	-	-	-	-	-
KYRGYZSTAN	-	-	-	-	-	-
LATVIA	-	-	-	-	27	234
LITHUANIA	-	-	-	-	-	394
LUXEMBOURG	7,595	182	162	331	343	68
MACEDONIA (FYROM)	-	-	-	-	-	-
MALTA	-	132	1	60	-	12
MOLDOVA	-	-	-	-	-	-
NETHERLANDS	5,451,791	303,936	293,995	635,149	42,428	915,727
NORWAY	2,194,082	76,266	36,223	366,720	125,972	13,223
POLAND	-	-	-	-	-	-
PORTUGAL	566,266	407,100	27,134	15,560	6,760	11,504
ROMANIA	-	-	-	-	-	14,129
SLOVAKIA	-	-	-	-	-	*
SLOVENIA	-	-	-	-	-	-
SPAIN	5,465,506	104,647	95,616	116,131	58,290	401,148
SWEDEN	283,490	3,855	37,982	6,408	24,204	12,297
SWITZERLAND	1,243,563	10,248	3,679	1,633,039	27,532	22,373
TURKEY	7,377,541	174,878	823,273	531,634	1,952,445	549,223
TURKMENISTAN	-	-	-	-	-	-
UKRAINE	-	-	-	-	-	-

TOTALS MAY NOT ADD DUE TO ROUNDING * LESS THAN $500

FOREIGN MILITARY SALES AGREEMENTS (CONTINUED)

(DOLLARS IN THOUSANDS)

FY 1996	FY 1997	FY 1998	FY 1999	FY 2000	FY 1950 FY 2000	
						NEAR EAST AND SOUTH ASIA (CONTINUED)
1,840	5,123	72,822	47,898	279,098	2,071,304	UNITED ARAB EMIRATES
-	-	-	300	345	326,018	YEMEN
2,161,375	2,994,430	1,775,292	2,799,176	4,681,380	90,286,521	EUROPE
3,384	754	-	1,512	2,706	8,360	ALBANIA
11,659	19,600	12,306	5,863	10,286	399,231	AUSTRIA
59,187	122,092	21,216	68,472	36,781	3,744,552	BELGIUM
171	1,232	165	4,509	6,891	12,969	BOSNIA-HERZEGOVINA
*	3,941	3,414	1,088	8,290	16,733	BULGARIA
-	-	-	-	209	209	CROATIA
8,125	2,217	2,969	9,184	11,111	33,606	CZECH REPUBLIC
132,388	32,993	9,914	164,245	15,042	2,433,201	DENMARK
685	935	5,229	2,658	5,773	15,463	ESTONIA
1,832	287	1,821	4,337	12,532	3,221,294	FINLAND
23,023	102,332	21,217	92,877	84,583	2,296,395	FRANCE
-	-	1,223	3,029	9,493	13,745	GEORGIA
238,947	320,401	191,583	332,844	326,604	13,912,510	GERMANY
273,062	219,828	484,438	364,542	2,393,532	9,427,124	GREECE
3,274	5,705	5,551	7,679	7,711	40,895	HUNGARY
12	-	-	-	-	556	ICELAND
-	-	-	45	-	1,034	IRELAND
78,135	41,043	95,158	59,024	164,287	2,454,639	ITALY
-	-	1,782	-	2,430	4,212	KAZAKHSTAN
-	-	-	900	1,137	2,037	KYRGYZSTAN
378	1,400	4,777	2,895	4,651	14,361	LATVIA
300	2,557	3,996	837	5,084	13,167	LITHUANIA
3,208	4,321	728	2,438	350	19,726	LUXEMBOURG
-	1,932	9,549	8,224	4,379	24,083	MACEDONIA (FYROM)
-	-	-	-	79	283	MALTA
-	-	768	2,921	1,795	5,484	MOLDOVA
151,015	245,975	235,989	131,824	424,036	8,831,865	NETHERLANDS
347,711	70,140	88,991	82,441	147,950	3,549,718	NORWAY
7,294	4,191	10,835	24,025	20,787	67,133	POLAND
3,629	19,170	11,486	314,486	5,989	1,389,082	PORTUGAL
4,752	320	4,883	13,178	8,657	45,918	ROMANIA
644	1,982	2,961	2,866	6,222	14,676	SLOVAKIA
211	216	5,711	1,901	1,027	9,066	SLOVENIA
117,624	841,829	72,006	350,480	92,461	7,715,738	SPAIN
12,101	6,438	2,437	2,881	4,514	396,607	SWEDEN
6,006	13,322	18,234	85,422	8,957	3,072,376	SWITZERLAND
216,471	348,120	326,793	377,562	488,314	13,166,253	TURKEY
-	-	-	-	657	657	TURKMENISTAN
-	-	1,133	1,611	11,927	14,672	UKRAINE

TOTALS MAY NOT ADD DUE TO ROUNDING

* LESS THAN $500

AS OF 30 SEP 00

FOREIGN MILITARY SALES AGREEMENTS (CONTINUED)

(DOLLARS IN THOUSANDS)

	FY 1950 FY 1990	FY 1991	FY 1992	FY 1993	FY 1994	FY 1995
EUROPE (CONTINUED)						
UNITED KINGDOM	10,860,954	175,209	172,851	115,296	580,220	162,799
UZBEKISTAN	-	-	-	-	-	-
YUGOSLAVIA	83,704	-	-	-	-	-
AFRICA	1,186,700	16,210	15,986	18,596	12,053	5,264
BENIN	*	76	-	-	250	-
BOTSWANA	15,164	456	767	2,215	1,745	94
BURUNDI	-	-	65	7	-	-
CAMEROON	46,831	10	563	25	-	-
CAPE VERDE	23	11	1,598	-	20	2
CENTRAL AFRICAN REP	440	11	125	-	-	-
CHAD	26,144	-	2,312	110	663	152
COMOROS	-	-	-	80	-	-
CONGO (BRAZZAVILLE)	-	-	13	-	-	-
CONGO (KINSHASA)	136,054	1,387	-	-	-	-
DJIBOUTI	9,747	1,378	934	651	284	98
EQUATORIAL GUINEA	1,348	161	-	-	-	-
ERITREA	-	-	-	-	-	190
ETHIOPIA	86,561	-	-	-	1,376	545
GABON	5,777	2	3	131	81	-
GAMBIA	442	100	356	-	1,313	-
GHANA	528	-	-	98	711	75
GUINEA	7,304	116	68	316	448	-
GUINEA-BISSAU	710	-	360	412	1,364	-
IVORY COAST	234	228	1,383	517	-	-
KENYA	231,577	8,805	634	-	1,083	2,354
LESOTHO	-	-	6	-	-	-
LIBERIA	44,893	-	-	-	-	-
MADAGASCAR	3,252	270	-	258	100	-
MALAWI	4,060	14	373	30	377	-
MALI	242	37	-	97	650	-
MAURITANIA	966	-	-	-	-	-
MAURITIUS	-	-	-	-	650	-
MOZAMBIQUE	-	-	-	-	-	229
NAMIBIA	-	34	100	2,340	737	60
NIGER	11,704	1,008	1,697	1,534	5	589
NIGERIA	63,775	-	-	441	-	-
RWANDA	1,723	141	291	-	-	-
SAO TOME & PRINCIPE	152	309	27	-	-	-
SENEGAL	9,829	716	3,831	7,288	39	312
SEYCHELLES	241	-	-	267	1	-
SIERRA LEONE	1,512	938	412	587	17	2
SOMALIA	155,318	-	-	-	-	-
SOUTH AFRICA	3,149	-	-	-	-	30

TOTALS MAY NOT ADD DUE TO ROUNDING * LESS THAN $500

AS OF 30 SEP 00

FOREIGN MILITARY SALES AGREEMENTS (CONTINUED)

(DOLLARS IN THOUSANDS)

FY 1996	FY 1997	FY 1998	FY 1999	FY 2000	FY 1950 FY 2000	
						EUROPE (CONTINUED)
456,147	559,158	114,450	267,771	344,111	13,808,966	UNITED KINGDOM
-	-	1,579	2,604	34	4,217	UZBEKISTAN
-	-	-	-	-	83,704	YUGOSLAVIA
10,508	11,397	24,466	13,854	15,966	1,330,999	AFRICA
-	-	1,552	2,000	-	3,878	BENIN
975	448	599	442	585	23,492	BOTSWANA
-	-	-	-	-	72	BURUNDI
49	-	-	-	-	47,479	CAMEROON
-	-	-	1	-	1,655	CAPE VERDE
-	-	-	-	-	576	CENTRAL AFRICAN REP
728	36	1,526	500	193	32,364	CHAD
-	-	-	-	-	80	COMOROS
-	-	-	-	-	13	CONGO (BRAZZAVILLE)
-	-	-	-	-	137,441	CONGO (KINSHASA)
190	50	-	-	-	13,332	DJIBOUTI
-	-	-	-	-	1,509	EQUATORIAL GUINEA
377	1,929	27	-	-	2,524	ERITREA
327	1,109	11,659	-	-	101,576	ETHIOPIA
-	-	-	-	-	5,995	GABON
-	-	-	-	-	2,211	GAMBIA
462	-	1,200	2,155	1,300	6,529	GHANA
-	-	324	52	-	8,628	GUINEA
267	121	-	-	-	3,233	GUINEA-BISSAU
6	182	-	1,700	-	4,250	IVORY COAST
5,267	779	2,886	5,037	5,255	263,677	KENYA
-	-	-	-	-	6	LESOTHO
-	-	-	-	-	44,893	LIBERIA
-	55	-	-	-	3,935	MADAGASCAR
88	-	1,469	-	-	6,411	MALAWI
-	-	1,972	-	600	3,597	MALI
-	-	-	-	-	966	MAURITANIA
-	-	-	-	-	650	MAURITIUS
1	-	-	-	-	231	MOZAMBIQUE
-	493	355	30	-	4,150	NAMIBIA
-	-	-	-	-	16,536	NIGER
-	-	-	273	3,500	67,988	NIGERIA
144	-	64	-	-	2,364	RWANDA
-	-	190	-	-	678	SAO TOME & PRINCIPE
216	2,000	-	1,276	2,816	28,322	SENEGAL
-	62	-	-	323	894	SEYCHELLES
-	-	-	-	-	3,469	SIERRA LEONE
-	-	-	-	-	155,318	SOMALIA
1,257	332	-	388	402	5,558	SOUTH AFRICA

TOTALS MAY NOT ADD DUE TO ROUNDING * LESS THAN $500

AS OF 30 SEP 00

FOREIGN MILITARY SALES AGREEMENTS (CONTINUED)

(DOLLARS IN THOUSANDS)

	FY 1950 FY 1990	FY 1991	FY 1992	FY 1993	FY 1994	FY 1995
AFRICA (CONTINUED)						
SUDAN	316,369	-	-	-	-	-
TANZANIA	76	-	-	-	-	-
TOGO	471	*	-	171	-	-
UGANDA	82	-	-	-	6	-
ZAMBIA	-	-	-	-	122	319
ZIMBABWE	-	-	67	1,022	12	213
WESTERN HEMISPHERE	7,225,075	389,396	370,264	295,938	329,883	328,277
ANTIGUA & BARBUDA	4,509	545	341	998	431	152
ARGENTINA	214,103	3,609	3,560	9,738	29,107	15,346
BAHAMAS	-	-	-	-	-	-
BARBADOS	1,414	331	698	465	823	87
BELIZE	2,410	173	603	273	382	300
BOLIVIA	15,306	125	-	-	1	-
BOLIVIA - INTL NARC	11,095	31,042	15,415	13,445	11,965	11,766
BRAZIL	542,103	19,108	57,992	24,629	53,126	46,576
CANADA	3,299,230	140,649	135,976	146,893	98,346	178,503
CHILE	173,157	4,744	4,888	7,150	1,281	3,596
COLOMBIA	216,637	10,179	13,521	12,711	60,704	19,448
COLOMBIA - INTL NARC	13,482	42,572	53,190	30,065	19,434	9,425
COSTA RICA	29,240	591	274	121	855	23
CUBA	4,510	-	-	-	-	-
DOMINICA	3,011	506	300	456	885	51
DOMINICAN REPUBLIC	27,927	894	1,811	1,410	950	500
ECUADOR	146,787	6,148	2,603	1,078	5,137	124
ECUADOR - INTL NARC	-	429	1,213	308	232	137
EL SALVADOR	758,439	71,308	25,934	9,875	15,525	6,784
GRENADA	7,308	645	315	755	554	95
GUATEMALA	58,571	-	-	-	-	-
GUYANA	-	-	-	-	67	14
HAITI	3,288	120	-	-	-	-
HONDURAS	378,903	9,171	14,027	6,945	1,323	2,662
JAMAICA	25,526	1,854	1,432	2,986	1,023	1,178
MEXICO	174,509	9,585	1,140	4,492	4,140	1,864
NICARAGUA	5,205	-	-	-	-	-
PANAMA	30,470	3,464	834	72	459	52
PARAGUAY	982	35	42	5	198	12
PERU	187,973	3,649	923	-	-	-
PERU - INTL NARC	-	853	4,680	11	-	-
ST KITTS AND NEVIS	3,542	708	92	450	890	15
ST LUCIA	2,711	552	409	673	979	305
ST VINCENT + GREN.	3,609	534	389	663	624	47
SURINAME	1	-	-	-	-	-
TRINIDAD + TOBAGO	217	607	282	50	1,189	255

TOTALS MAY NOT ADD DUE TO ROUNDING

* LESS THAN $500

AS OF 30 SEP 00

FOREIGN MILITARY SALES AGREEMENTS (CONTINUED)

(DOLLARS IN THOUSANDS)

FY 1996	FY 1997	FY 1998	FY 1999	FY 2000	FY 1950 FY 2000	
						AFRICA (CONTINUED)
-	-	-	-	-	316,369	SUDAN
-	-	24	-	-	100	TANZANIA
-	-	-	-	-	643	TOGO
154	3,746	618	-	-	4,606	UGANDA
-	-	-	-	-	440	ZAMBIA
-	54	-	-	993	2,362	ZIMBABWE
236,948	328,340	199,754	169,491	467,415	10,340,780	WESTERN HEMISPHERE
-	412	2	530	-	7,921	ANTIGUA & BARBUDA
3,406	16,448	6,277	19,333	10,707	331,634	ARGENTINA
-	51	60	36	-	147	BAHAMAS
684	139	328	-	-	4,969	BARBADOS
-	327	18	143	77	4,706	BELIZE
378	3	454	-	8	16,275	BOLIVIA
3,449	8,610	1,825	1,777	533	110,922	BOLIVIA - INTL NARC
43,744	24,797	34,407	21,816	54,664	922,963	BRAZIL
119,817	104,227	107,871	71,369	112,453	4,515,334	CANADA
2,387	2,206	1,164	4,330	2,439	207,343	CHILE
8,971	75,176	12,660	8,518	257,902	696,427	COLOMBIA
7,201	-	5,433	2,818	5,582	189,202	COLOMBIA - INTL NARC
195	175	-	211	*	31,686	COSTA RICA
-	-	-	-	-	4,510	CUBA
-	80	-	161	87	5,537	DOMINICA
433	186	116	440	184	34,851	DOMINICAN REPUBLIC
-	4,168	1,623	-	-	167,668	ECUADOR
412	909	76	896	265	4,878	ECUADOR - INTL NARC
3,942	3,934	7,238	3,033	2,599	908,611	EL SALVADOR
-	423	-	251	3	10,349	GRENADA
-	-	68	-	-	58,639	GUATEMALA
-	73	-	-	189	344	GUYANA
4,825	894	252	-	105	9,483	HAITI
7,244	1,056	5,425	785	225	427,765	HONDURAS
805	265	211	290	742	36,310	JAMAICA
4,586	25,890	1,282	8,541	400	236,429	MEXICO
-	-	-	-	-	5,205	NICARAGUA
169	-	-	128	385	36,032	PANAMA
-	38	39	30	19	1,401	PARAGUAY
5	442	4,242	30	127	197,392	PERU
-	90	594	137	454	6,820	PERU - INTL NARC
80	187	-	297	70	6,331	ST KITTS AND NEVIS
-	80	-	140	130	5,979	ST LUCIA
-	136	-	74	130	6,206	ST VINCENT + GREN.
-	-	-	-	-	1	SURINAME
332	268	663	-	191	4,051	TRINIDAD + TOBAGO

TOTALS MAY NOT ADD DUE TO ROUNDING

* LESS THAN $500

AS OF 30 SEP 00

FOREIGN MILITARY SALES AGREEMENTS (CONTINUED)

(DOLLARS IN THOUSANDS)

	FY 1950 FY 1990	FY 1991	FY 1992	FY 1993	FY 1994	FY 1995
WESTERN HEMISPHERE (CONTINUED)						
URUGUAY	26,151	686	2,556	707	2,060	2,385
VENEZUELA	852,750	23,980	24,823	18,515	17,192	26,574
NON REGIONAL	-	846,271	979,458	539,910	366,502	415,059
CLASSIFIED TOTALS A/	-	846,271	979,458	539,910	366,502	415,059
UNDHA	-	-	-	-	-	-
INTERNATL. ORG. AND VARIOUS	1,820,296	72,169	57,430	148,733	72,284	65,129

A/ FOR FURTHER INFORMATION, SEE THE CLASSIFIED ANNEX TO THE CONGRESSIONAL PRESENTATION DOCUMENT FOR FOREIGN OPERATIONS.

TOTALS MAY NOT ADD DUE TO ROUNDING

* LESS THAN $500

AS OF 30 SEP 00

FOREIGN MILITARY SALES AGREEMENTS (CONTINUED)

(DOLLARS IN THOUSANDS)

FY 1996	FY 1997	FY 1998	FY 1999	FY 2000	FY 1950 FY 2000	
						WESTERN HEMISPHERE (CONTINUED)
1,789	1,026	704	1,033	965	40,063	URUGUAY
22,095	55,622	6,722	22,344	15,780	1,086,397	VENEZUELA
539,618	617,683	629,198	594,829	568,729	6,097,257	NON REGIONAL
539,618	617,683	627,479	594,829	568,729	6,095,538	CLASSIFIED TOTALS A/
-	-	1,719	-	-	1,719	UNDHA
40,038	57,143	36,869	70,694	56,844	2,497,629	INTERNATL. ORG. AND VARIOUS

TOTALS MAY NOT ADD DUE TO ROUNDING

* LESS THAN $500

AS OF 30 SEP 00

FOREIGN MILITARY CONSTRUCTION SALES AGREEMENTS

(DOLLARS IN THOUSANDS)

	FY 1950 FY 1990	FY 1991	FY 1992	FY 1993	FY 1994	FY 1995
WORLDWIDE	17,176,399	799,950	147,218	624,712	57,769	24,811
EAST ASIA AND PACIFIC	1	-	-	620	-	-
CAMBODIA	-	-	-	-	-	-
KOREA (SEOUL)	1	-	-	-	-	-
SINGAPORE	-	-	-	-	-	-
TAIWAN	-	-	-	620	-	-
THAILAND	-	-	-	-	-	-
NEAR EAST AND SOUTH ASIA	16,980,274	794,276	127,454	612,433	7,563	20,453
BAHRAIN	21,139	-	-	-	-	-
EGYPT	431,507	270,915	107,485	14,039	1,434	15,598
IRAN	594	-	-	-	-	-
ISRAEL	2,581	-	-	-	-	-
JORDAN	985	-	-	-	-	-
KUWAIT	1,363	129,779	15,969	1,080	-	-
LIBYA	1,344	-	-	-	-	-
MOROCCO	-	-	-	-	-	4,854
OMAN	1,511	-	-	-	-	-
SAUDI ARABIA	16,519,247	393,581	4,000	597,314	6,130	-
YEMEN	2	-	-	-	-	-
EUROPE	78,611	-	51	-	44,391	-
FRANCE	29	-	-	-	-	-
GERMANY	8,905	-	51	-	33,355	-
GREECE	9	-	-	-	-	-
UNITED KINGDOM	69,668	-	-	-	11,036	-
AFRICA	33,620	1,355	1,109	2,120	1,144	528
BOTSWANA	-	-	194	-	-	-
BURUNDI	-	-	-	243	-	-
CAMEROON	-	50	83	848	-	-
CAPE VERDE	-	10	53	-	121	58
CENTRAL AFRICAN REP	85	-	124	-	-	-
CHAD	-	-	-	-	-	194
DJIBOUTI	81	719	-	-	-	-
EQUATORIAL GUINEA	19	-	-	-	-	-
ERITREA	-	-	-	-	-	-
ETHIOPIA	-	-	-	-	-	276
GABON	-	72	92	-	-	-
GAMBIA	77	-	-	-	-	-
GHANA	390	-	-	437	605	-
GUINEA	110	-	-	-	-	-
IVORY COAST	692	-	-	-	-	-
KENYA	302	-	-	-	-	-
LESOTHO	-	-	194	-	-	-

TOTALS MAY NOT ADD DUE TO ROUNDING

* LESS THAN $500

AS OF 30 SEP 00

FOREIGN MILITARY CONSTRUCTION SALES AGREEMENTS

(DOLLARS IN THOUSANDS)

FY 1996	FY 1997	FY 1998	FY 1999	FY 2000	FY 1950 FY 2000	
124,554	30,119	429,787	285,526	286,902	19,987,746	WORLDWIDE
75	313	-	51	-	1,060	EAST ASIA AND PACIFIC
-	48	-	-	-	48	CAMBODIA
-	-	-	-	-	1	KOREA (SEOUL)
75	266	-	-	-	340	SINGAPORE
-	-	-	-	-	620	TAIWAN
-	-	-	51	-	51	THAILAND
118,341	24,832	324,545	281,281	282,544	19,573,996	NEAR EAST AND SOUTH ASIA
-	-	-	-	-	21,139	BAHRAIN
102,982	21,356	101,543	221,923	28,147	1,316,929	EGYPT
-	-	-	-	-	594	IRAN
-	-	-	-	205,030	207,612	ISRAEL
-	-	-	-	-	985	JORDAN
-	-	-	12,359	-	160,551	KUWAIT
-	-	-	-	-	1,344	LIBYA
1,359	3,476	-	-	-	9,689	MOROCCO
-	-	-	-	-	1,511	OMAN
14,000	-	223,002	46,999	49,367	17,853,639	SAUDI ARABIA
-	-	-	-	-	2	YEMEN
-	1,405	98,559	1,975	3,141	228,133	EUROPE
-	-	-	-	-	29	FRANCE
-	1,405	98,559	1,975	3,141	147,390	GERMANY
-	-	-	-	-	9	GREECE
-	-	-	-	-	80,704	UNITED KINGDOM
448	749	908	44	252	42,276	AFRICA
-	-	-	-	-	194	BOTSWANA
-	-	-	-	-	243	BURUNDI
-	-	-	-	-	980	CAMEROON
-	-	-	44	-	286	CAPE VERDE
-	-	-	-	-	209	CENTRAL AFRICAN REP
-	-	-	-	252	446	CHAD
-	-	-	-	-	800	DJIBOUTI
-	-	-	-	-	19	EQUATORIAL GUINEA
-	361	908	-	-	1,268	ERITREA
-	388	-	-	-	664	ETHIOPIA
-	-	-	-	-	164	GABON
-	-	-	-	-	77	GAMBIA
-	-	-	-	-	1,432	GHANA
-	-	-	-	-	110	GUINEA
209	-	-	-	-	901	IVORY COAST
240	-	-	-	-	542	KENYA
-	-	-	-	-	194	LESOTHO

TOTALS MAY NOT ADD DUE TO ROUNDING * LESS THAN $500

AS OF 30 SEP 00

FOREIGN MILITARY SALES DELIVERIES

(DOLLARS IN THOUSANDS)

	FY 1950 FY 1990	FY 1991	FY 1992	FY 1993	FY 1994	FY 1995
WORLDWIDE	133,832,855	8,724,919	10,088,995	11,281,971	9,363,191	11,817,688
EAST ASIA AND PACIFIC	24,203,181	1,877,519	2,005,742	2,044,486	2,698,816	3,297,862
AUSTRALIA	6,742,263	205,163	156,308	259,167	354,093	303,357
BRUNEI	404	9	-	-	-	-
CAMBODIA	-	-	-	-	-	1,064
CHINA	223,417	-	-	11,439	20,629	4,230
FIJI	1,829	-	-	-	-	-
INDOCHINA	8,542	-	-	-	-	-
INDONESIA	561,821	17,882	19,956	39,088	16,484	11,464
JAPAN	3,356,487	517,694	570,923	378,723	779,518	693,182
KOREA (SEOUL)	4,397,015	226,812	308,954	302,845	379,432	441,666
LAOS	-	-	-	-	-	-
MALAYSIA	168,019	3,308	3,199	6,197	11,370	9,443
MYANMAR	8,734	-	-	-	-	-
NEW ZEALAND	233,964	9,565	12,211	7,649	9,511	14,697
PAPUA NEW GUINEA	327	-	-	-	-	-
REP OF PHILIPPINES	487,122	108,240	98,257	39,710	45,129	57,881
SINGAPORE	902,236	62,277	24,245	78,367	86,793	58,569
TAIWAN	4,938,776	548,517	711,405	815,296	844,781	1,346,712
THAILAND	2,171,054	178,050	100,281	105,899	151,049	355,558
TONGA	-	1	4	108	26	40
VIETNAM	1,167	-	-	-	-	-
NEAR EAST AND SOUTH ASIA	60,543,094	3,993,032	5,337,526	6,526,522	3,630,514	6,379,069
ALGERIA	3,378	414	300	1,710	220	6
BAHRAIN	535,540	59,876	105,635	69,369	70,731	39,632
BANGLADESH	2,246	218	448	-	-	907
EGYPT	6,175,431	482,303	1,026,684	1,236,042	889,086	1,481,972
INDIA	79,302	359	36	12	31	24
IRAN	10,673,871	-	-	-	-	-
IRAQ	13,152	-	-	-	-	-
ISRAEL	11,496,713	237,975	718,739	778,089	409,936	327,044
JORDAN	1,681,083	22,856	19,513	24,944	31,490	47,041
KUWAIT	1,079,730	74,836	815,041	829,597	217,368	473,391
LEBANON	552,118	323	1,307	4,883	3,627	40,875
LIBYA	28,249	-	-	-	-	-
MOROCCO	907,385	18,185	37,561	18,696	16,851	22,047
NEPAL	451	795	2	1	6	-
OMAN	89,623	42,017	5,782	7,414	8,840	5,886
PAKISTAN	2,700,975	-	-	-	*	-
QATAR	1,926	59	260	1,035	833	349
SAUDI ARABIA	23,394,330	2,741,842	2,385,689	3,440,925	1,913,514	3,568,019
SRI LANKA	1,751	-	-	5	19	229
SYRIA	1	-	-	-	-	-
TUNISIA	496,774	23,821	15,572	16,529	27,098	26,681

TOTALS MAY NOT ADD DUE TO ROUNDING * LESS THAN $500

AS OF 30 SEP 00

FOREIGN MILITARY SALES DELIVERIES

(DOLLARS IN THOUSANDS)

FY 1996	FY 1997	FY 1998	FY 1999	FY 2000	FY 1950 FY 2000	
11,388,830	15,447,786	12,617,835	16,801,514	11,420,905	252,786,488	WORLDWIDE
2,660,005	4,109,427	3,454,096	4,676,380	4,008,535	55,036,049	EAST ASIA AND PACIFIC
228,349	195,888	207,724	269,038	331,378	9,252,727	AUSTRALIA
17	-	47	*	68	545	BRUNEI
455	705	860	661	287	4,032	CAMBODIA
-	-	-	-	-	259,714	CHINA
-	-	-	-	12	1,842	FIJI
-	-	-	-	-	8,542	INDOCHINA
10,892	13,348	5,183	12,437	-	708,556	INDONESIA
752,959	492,204	409,461	487,670	557,197	8,996,018	JAPAN
339,844	478,138	837,373	599,038	1,468,469	9,779,586	KOREA (SEOUL)
-	14	699	367	10	1,090	LAOS
38,722	16,814	72,405	46,349	431,729	807,555	MALAYSIA
-	-	-	-	-	8,734	MYANMAR
11,686	16,298	10,866	8,908	19,752	355,106	NEW ZEALAND
-	-	-	-	-	327	PAPUA NEW GUINEA
88,765	28,505	40,056	19,580	10,177	1,023,422	REP OF PHILIPPINES
80,240	132,710	232,099	561,013	138,925	2,357,473	SINGAPORE
833,994	2,555,295	1,486,837	2,526,135	923,050	17,530,797	TAIWAN
274,072	179,508	150,462	145,183	127,465	3,938,581	THAILAND
10	*	23	-	17	229	TONGA
-	-	-	-	-	1,167	VIETNAM
5,348,662	7,716,954	6,142,128	6,949,797	4,307,413	116,874,711	NEAR EAST AND SOUTH ASIA
-	-	-	-	-	6,029	ALGERIA
39,718	61,466	62,390	48,617	54,708	1,147,682	BAHRAIN
1,659	2,372	1,055	674	917	10,497	BANGLADESH
1,083,705	899,221	570,741	462,478	1,108,343	15,416,006	EGYPT
4,162	*	171	-	-	84,099	INDIA
-	-	-	-	-	10,673,871	IRAN
-	-	-	-	-	13,152	IRAQ
385,835	502,933	1,204,144	1,227,628	572,933	17,861,967	ISRAEL
15,681	41,690	46,984	48,675	52,713	2,032,670	JORDAN
744,822	1,226,253	323,842	317,698	349,976	6,452,555	KUWAIT
31,742	32,955	8,047	6,983	4,924	687,783	LEBANON
-	-	-	-	-	28,249	LIBYA
21,563	11,268	7,230	4,714	4,723	1,070,222	MOROCCO
-	-	-	-	-	1,255	NEPAL
5,157	4,835	5,954	6,599	2,660	184,768	OMAN
45,079	188,364	76,998	-	-	3,011,416	PAKISTAN
512	430	633	415	311	6,764	QATAR
2,837,713	4,640,541	3,801,828	4,719,887	2,066,099	55,510,387	SAUDI ARABIA
57	25	83	5	1	2,174	SRI LANKA
-	-	-	-	-	1	SYRIA
19,072	12,007	5,619	8,547	3,978	655,698	TUNISIA

TOTALS MAY NOT ADD DUE TO ROUNDING

* LESS THAN $500

AS OF 30 SEP 00

FOREIGN MILITARY SALES DELIVERIES (CONTINUED)

(DOLLARS IN THOUSANDS)

	FY 1950 FY 1990	FY 1991	FY 1992	FY 1993	FY 1994	FY 1995
NEAR EAST AND SOUTH ASIA (CONTINUED)						
UNITED ARAB EMIRATES	312,974	282,292	204,957	97,270	40,864	344,966
YEMEN	316,091	4,860	-	-	-	-
EUROPE	40,405,881	2,383,694	2,261,359	2,227,752	2,623,082	1,786,182
ALBANIA	-	-	-	-	-	2
AUSTRIA	222,275	4,759	3,586	4,252	3,295	3,108
BELGIUM	2,372,033	155,170	32,021	12,181	13,411	7,874
BOSNIA-HERZEGOVINA	-	-	-	-	-	-
BULGARIA	-	-	-	-	-	-
CZECH REPUBLIC	-	-	-	-	-	-
DENMARK	1,372,243	24,990	39,418	46,647	21,052	53,927
ESTONIA	-	-	-	-	-	15
FINLAND	10,992	264	11,494	1,769	6,486	164,958
FRANCE	775,427	35,953	35,225	40,875	77,610	64,977
GEORGIA	-	-	-	-	-	-
GERMANY	9,840,652	438,346	562,951	377,453	151,700	257,510
GREECE	2,464,285	123,849	162,920	226,021	235,257	219,870
HUNGARY	-	-	-	128	2,759	4,509
ICELAND	544	-	-	-	-	-
IRELAND	897	*	-	33	14	5
ITALY	1,259,471	61,146	52,138	72,395	181,439	53,850
KAZAKHSTAN	-	-	-	-	-	-
KYRGYZSTAN	-	-	-	-	-	-
LATVIA	-	-	-	-	-	4
LITHUANIA	-	-	-	-	-	-
LUXEMBOURG	7,034	142	136	150	241	157
MACEDONIA (FYROM)	-	-	-	-	-	-
MALTA	-	73	50	8	55	16
MOLDOVA	-	-	-	-	-	-
NETHERLANDS	4,484,488	385,829	224,524	113,559	139,557	155,623
NORWAY	1,935,255	72,610	36,036	27,935	18,927	25,265
POLAND	-	-	-	-	-	-
PORTUGAL	333,877	39,540	89,153	81,566	227,795	88,460
ROMANIA	-	-	-	-	-	-
SLOVAKIA	-	-	-	-	-	*
SLOVENIA	-	-	-	-	-	-
SPAIN	3,892,414	155,314	138,350	202,867	402,709	192,791
SWEDEN	214,560	3,257	2,494	60,928	13,663	3,664
SWITZERLAND	1,149,235	11,966	13,925	19,995	19,770	13,188
TURKEY	4,438,575	626,575	703,369	755,490	930,738	368,148
UKRAINE	-	-	-	-	-	-
UNITED KINGDOM	5,548,833	243,000	153,571	183,499	176,606	108,261
UZBEKISTAN	-	-	-	-	-	-
YUGOSLAVIA	82,792	912	-	-	-	-

TOTALS MAY NOT ADD DUE TO ROUNDING * LESS THAN $500

FOREIGN MILITARY SALES DELIVERIES (CONTINUED)

(DOLLARS IN THOUSANDS)

FY 1996	FY 1997	FY 1998	FY 1999	FY 2000	FY 1950 FY 2000	
						NEAR EAST AND SOUTH ASIA (CONTINUED)
112,186	92,595	26,409	96,006	85,101	1,695,620	UNITED ARAB EMIRATES
-	-	-	870	25	321,846	YEMEN
2,929,498	3,337,664	2,616,072	4,891,536	2,798,807	68,261,527	EUROPE
*	894	586	743	1,553	3,778	ALBANIA
3,163	74,030	21,872	6,092	7,520	353,953	AUSTRIA
157,421	107,115	193,789	249,924	58,458	3,359,395	BELGIUM
-	-	5	584	1,320	1,909	BOSNIA-HERZEGOVINA
*	-	71	2,298	3,523	5,892	BULGARIA
234	550	2,403	1,256	3,153	7,596	CZECH REPUBLIC
91,084	48,347	158,933	158,389	46,304	2,061,335	DENMARK
268	365	567	314	1,723	3,251	ESTONIA
250,887	47,912	163,725	122,913	541,889	1,323,288	FINLAND
53,056	57,498	35,091	247,754	230,398	1,653,864	FRANCE
-	-	-	19	3,324	3,343	GEORGIA
377,165	211,210	189,964	251,745	142,065	12,800,761	GERMANY
209,840	717,140	411,172	576,553	316,059	5,662,966	GREECE
3,155	113	2,087	1,564	8,252	22,568	HUNGARY
-	-	1	11	-	556	ICELAND
40	*	-	-	*	989	IRELAND
76,531	50,734	42,714	105,797	40,809	1,997,023	ITALY
-	-	-	21	110	130	KAZAKHSTAN
-	-	-	-	726	726	KYRGYZSTAN
319	64	1,140	392	2,419	4,339	LATVIA
355	159	740	1,361	1,722	4,337	LITHUANIA
314	6,562	1,808	1,805	1,376	19,726	LUXEMBOURG
-	349	1,940	4,671	7,376	14,336	MACEDONIA (FYROM)
2	-	-	-	-	204	MALTA
-	-	3	644	1,102	1,749	MOLDOVA
393,507	168,519	344,685	320,901	161,006	6,892,198	NETHERLANDS
134,589	98,043	121,817	220,089	64,459	2,755,024	NORWAY
533	174	2,025	2,124	14,075	18,932	POLAND
18,572	70,886	21,139	11,726	20,518	1,003,234	PORTUGAL
14	5,168	1,887	1,427	3,509	12,006	ROMANIA
-	9	1,116	982	3,388	5,495	SLOVAKIA
-	20	174	133	529	856	SLOVENIA
411,412	215,758	133,080	329,280	141,312	6,215,287	SPAIN
18,275	20,235	8,476	2,986	6,846	355,382	SWEDEN
95,290	56,549	106,088	831,863	69,187	2,387,055	SWITZERLAND
481,850	1,153,085	537,594	1,277,576	783,016	12,056,015	TURKEY
-	-	35	171	902	1,109	UKRAINE
151,621	226,177	109,346	157,400	106,481	7,164,794	UNITED KINGDOM
-	-	-	25	2,397	2,422	UZBEKISTAN
-	-	-	-	-	83,704	YUGOSLAVIA

TOTALS MAY NOT ADD DUE TO ROUNDING * LESS THAN $500

AS OF 30 SEP 00

FOREIGN MILITARY SALES DELIVERIES (CONTINUED)

(DOLLARS IN THOUSANDS)

	FY 1950 FY 1990	FY 1991	FY 1992	FY 1993	FY 1994	FY 1995
AFRICA	1,080,769	33,898	27,611	15,663	17,375	13,937
BENIN	*	-	*	45	32	50
BOTSWANA	11,305	523	1,184	855	800	1,312
BURUNDI	-	-	21	44	*	-
CAMEROON	31,355	293	417	788	163	46
CAPE VERDE	23	11	902	116	371	6
CENTRAL AFRICAN REP	412	21	1	16	88	19
CHAD	13,051	6,428	1,952	3,686	995	3,033
COMOROS	-	-	-	14	66	-
CONGO (BRAZZAVILLE)	-	-	10	4	-	-
CONGO (KINSHASA)	128,962	4,553	-	-	-	-
DJIBOUTI	7,214	752	2,096	677	875	399
EQUATORIAL GUINEA	198	41	180	1,091	-	-
ERITREA	-	-	-	-	-	139
ETHIOPIA	86,561	-	-	-	160	476
GABON	5,665	*	1	34	27	178
GAMBIA	79	354	428	25	1,234	-
GHANA	528	*	*	4	51	573
GUINEA	6,033	530	85	1,155	341	4
GUINEA-BISSAU	341	128	90	22	173	248
IVORY COAST	224	50	198	751	367	28
KENYA	195,249	6,668	15,142	812	7,143	5,833
LESOTHO	-	-	-	*	1	*
LIBERIA	44,893	-	-	-	-	-
MADAGASCAR	2,429	29	663	186	92	186
MALAWI	2,245	1,636	155	92	59	89
MALI	155	16	72	37	88	19
MAURITANIA	676	285	-	-	-	-
MAURITIUS	-	-	-	-	-	1
MOZAMBIQUE	-	-	-	-	-	-
NAMIBIA	-	-	39	251	213	371
NIGER	11,491	685	1,021	686	369	142
NIGERIA	62,999	663	43	511	*	*
RWANDA	1,402	84	*	17	65	-
SAO TOME & PRINCIPE	126	19	250	17	10	-
SENEGAL	7,626	1,069	1,806	2,896	2,975	523
SEYCHELLES	-	27	167	32	24	18
SIERRA LEONE	1,298	559	607	527	285	63
SOMALIA	143,491	8,338	-	-	-	-
SOUTH AFRICA	3,149	-	-	-	-	-
SUDAN	311,291	-	-	-	-	-
TANZANIA	-	1	9	31	32	3
TOGO	295	84	40	196	-	-
UGANDA	-	51	31	-	-	*

TOTALS MAY NOT ADD DUE TO ROUNDING

* LESS THAN $500

AS OF 30 SEP 00

FOREIGN MILITARY SALES DELIVERIES (CONTINUED)

(DOLLARS IN THOUSANDS)

FY 1996	FY 1997	FY 1998	FY 1999	FY 2000	FY 1950 FY 2000	
25,369	10,332	12,528	10,374	11,219	1,259,076	AFRICA
18	157	6	8	-	317	BENIN
2,215	603	488	371	476	20,131	BOTSWANA
*	-	*	-	-	65	BURUNDI
13,623	188	15	2	4	46,894	CAMEROON
21	9	3	1	*	1,463	CAPE VERDE
1	18	-	*	1	576	CENTRAL AFRICAN REP
345	115	431	1,006	58	31,100	CHAD
-	-	-	-	-	80	COMOROS
-	-	-	-	-	13	CONGO (BRAZZAVILLE)
-	-	-	-	-	133,515	CONGO (KINSHASA)
283	49	359	241	12	12,957	DJIBOUTI
-	-	-	-	-	1,509	EQUATORIAL GUINEA
54	1,403	318	13	11	1,938	ERITREA
818	756	554	462	6,099	95,887	ETHIOPIA
33	22	-	34	*	5,995	GABON
-	-	-	-	-	2,120	GAMBIA
293	78	5	987	372	2,890	GHANA
-	-	336	59	5	8,550	GUINEA
237	1,052	184	191	-	2,667	GUINEA-BISSAU
88	13	236	199	7	2,161	IVORY COAST
4,131	1,961	3,929	1,717	1,503	244,087	KENYA
1	2	1	*	*	5	LESOTHO
-	-	-	-	-	44,893	LIBERIA
105	79	10	45	-	3,825	MADAGASCAR
89	239	124	368	22	5,118	MALAWI
27	21	54	965	316	1,769	MALI
-	-	-	-	-	961	MAURITANIA
215	356	5	-	11	588	MAURITIUS
*	37	22	2	2	62	MOZAMBIQUE
583	282	452	463	522	3,175	NAMIBIA
1,582	-	-	33	-	16,010	NIGER
*	*	*	74	43	64,332	NIGERIA
-	-	*	449	237	2,255	RWANDA
-	4	-	7	145	577	SAO TOME & PRINCIPE
284	1,170	3,909	1,014	236	23,509	SENEGAL
2	154	54	*	9	488	SEYCHELLES
15	*	15	4	33	3,406	SIERRA LEONE
-	-	-	-	-	151,829	SOMALIA
9	546	419	371	53	4,546	SOUTH AFRICA
-	-	-	*	-	311,291	SUDAN
-	-	-	-	17	93	TANZANIA
-	-	-	-	-	615	TOGO
64	919	451	1,247	858	3,621	UGANDA

TOTALS MAY NOT ADD DUE TO ROUNDING * LESS THAN $500

AS OF 30 SEP 00

FOREIGN MILITARY SALES DELIVERIES (CONTINUED)

(DOLLARS IN THOUSANDS)

	FY 1950 FY 1990	FY 1991	FY 1992	FY 1993	FY 1994	FY 1995
AFRICA (CONTINUED)						
ZAMBIA	-	-	-	-	12	170
ZIMBABWE	-	-	1	48	265	9
WESTERN HEMISPHERE	6,016,816	352,621	402,529	417,874	338,651	285,060
ANTIGUA & BARBUDA	3,588	566	351	369	509	739
ARGENTINA	201,506	4,454	4,164	5,078	6,794	11,571
BAHAMAS	-	-	-	-	-	-
BARBADOS	860	323	164	603	536	359
BELIZE	2,095	164	299	535	525	118
BOLIVIA	13,066	591	1,638	156	14	28
BOLIVIA - INTL NARC	260	11,618	20,378	17,495	12,275	15,256
BRAZIL	404,884	24,604	65,937	25,518	25,139	24,455
CANADA	2,618,149	164,456	122,503	227,191	169,066	127,333
CHILE	172,679	530	3,841	3,968	4,247	4,272
COLOMBIA	165,549	8,870	18,061	11,845	18,028	28,366
COLOMBIA - INTL NARC	24	7,099	29,855	34,710	29,375	25,515
COSTA RICA	27,180	1,063	495	200	592	155
CUBA	4,510	-	-	-	-	-
DOMINICA	2,616	107	256	301	510	559
DOMINICAN REPUBLIC	25,154	1,211	1,127	1,050	1,108	1,060
ECUADOR	136,131	3,745	6,912	4,550	2,526	1,418
ECUADOR - INTL NARC	-	16	321	592	876	205
EL SALVADOR	649,205	54,343	62,709	40,266	25,867	17,022
GRENADA	6,308	266	479	521	537	653
GUATEMALA	51,637	6,898	-	-	-	-
GUYANA	-	-	-	-	-	22
HAITI	3,098	297	-	-	-	-
HONDURAS	311,826	25,481	20,144	12,081	11,393	3,993
JAMAICA	20,609	1,214	2,336	2,105	1,552	1,511
MEXICO	153,927	6,886	12,627	4,107	5,924	2,060
NICARAGUA	5,205	-	-	-	-	-
PANAMA	27,309	2,173	1,846	1,878	1,260	523
PARAGUAY	971	11	16	16	10	8
PERU	184,660	2,018	3,502	-	-	-
PERU - INTL NARC	-	238	2,299	-	-	-
ST KITTS AND NEVIS	2,831	378	345	411	530	485
ST LUCIA	2,142	143	366	363	719	599
ST VINCENT + GREN.	1,997	142	317	335	504	552
SURINAME	1	-	-	-	-	-
TRINIDAD + TOBAGO	121	151	464	102	107	1,149
URUGUAY	23,776	621	2,979	414	967	1,411
VENEZUELA	792,942	21,943	15,798	21,117	17,160	13,665

TOTALS MAY NOT ADD DUE TO ROUNDING * LESS THAN $500

AS OF 30 SEP 00

FOREIGN MILITARY SALES DELIVERIES (CONTINUED)

(DOLLARS IN THOUSANDS)

FY 1996	FY 1997	FY 1998	FY 1999	FY 2000	FY 1950 FY 2000	
						AFRICA (CONTINUED)
153	78	2	12	-	428	ZAMBIA
77	22	145	28	169	764	ZIMBABWE
344,547	206,893	292,316	219,310	233,472	9,110,088	**WESTERN HEMISPHERE**
154	98	341	173	138	7,024	ANTIGUA & BARBUDA
12,644	5,729	7,296	10,031	10,164	279,430	ARGENTINA
-	-	47	18	-	65	BAHAMAS
491	252	276	267	129	4,259	BARBADOS
314	314	67	169	12	4,612	BELIZE
317	3	248	58	156	16,275	BOLIVIA
8,916	6,031	6,404	2,683	3,583	104,900	BOLIVIA - INTL NARC
29,858	37,611	43,229	35,141	60,981	777,358	BRAZIL
155,119	83,086	111,043	98,597	94,988	3,971,530	CANADA
2,424	2,334	2,062	2,719	1,095	200,172	CHILE
44,072	18,622	61,839	18,459	14,249	407,960	COLOMBIA
18,547	4,870	7,946	4,574	6,280	168,795	COLOMBIA - INTL NARC
920	94	137	37	26	30,899	COSTA RICA
-	-	-	-	-	4,510	CUBA
182	52	307	222	62	5,174	DOMINICA
418	469	324	148	88	32,156	DOMINICAN REPUBLIC
1,502	1,169	1,742	1,314	688	161,697	ECUADOR
153	45	277	357	729	3,572	ECUADOR - INTL NARC
16,793	5,871	5,519	2,852	13,180	893,627	EL SALVADOR
406	173	497	116	67	10,023	GRENADA
-	-	-	-	-	58,535	GUATEMALA
10	47	3	67	1	148	GUYANA
2,063	1,886	581	518	189	8,632	HAITI
17,212	3,689	3,895	3,257	1,492	414,463	HONDURAS
2,332	591	589	134	1,122	34,096	JAMAICA
3,335	9,388	2,685	1,783	8,939	211,662	MEXICO
-	*	-	-	-	5,205	NICARAGUA
130	193	16	48	*	35,377	PANAMA
11	16	193	30	21	1,304	PARAGUAY
125	244	1,010	1,941	545	194,046	PERU
884	899	924	310	308	5,862	PERU - INTL NARC
208	22	216	150	315	5,890	ST KITTS AND NEVIS
609	174	234	201	131	5,681	ST LUCIA
1,366	159	289	263	54	5,977	ST VINCENT + GREN.
-	-	-	-	-	1	SURINAME
164	178	388	577	84	3,485	TRINIDAD + TOBAGO
1,925	1,177	856	398	1,046	35,570	URUGUAY
20,942	21,408	30,834	31,698	12,610	1,000,117	VENEZUELA

TOTALS MAY NOT ADD DUE TO ROUNDING * LESS THAN $500

AS OF 30 SEP 00

FOREIGN MILITARY SALES DELIVERIES (CONTINUED)

(DOLLARS IN THOUSANDS)

	FY 1950 FY 1990	FY 1991	FY 1992	FY 1993	FY 1994	FY 1995
NON REGIONAL	-	-	-	-	-	-
UNDHA	-	-	-	-	-	-
INTERNATL. ORG. AND VARIOUS	1,583,114	84,155	54,227	49,673	54,754	55,578

TOTALS MAY NOT ADD DUE TO ROUNDING

* LESS THAN $500

AS OF 30 SEP 00

FOREIGN MILITARY SALES DELIVERIES (CONTINUED)

(DOLLARS IN THOUSANDS)

FY 1996	FY 1997	FY 1998	FY 1999	FY 2000	FY 1950 FY 2000	
-	-	*	2	*	2	NON REGIONAL
-	-	*	2	*	2	UNDHA
80,749	66,515	100,695	54,116	61,459	2,245,035	INTERNATL. ORG. AND VARIOUS

TOTALS MAY NOT ADD DUE TO ROUNDING * LESS THAN $500

AS OF 30 SEP 00

FOREIGN MILITARY CONSTRUCTION SALES DELIVERIES

(DOLLARS IN THOUSANDS)

	FY 1950 FY 1990	FY 1991	FY 1992	FY 1993	FY 1994	FY 1995
WORLDWIDE	15,592,913	413,155	335,131	352,447	269,034	218,217
EAST ASIA AND PACIFIC	1	-	-	383	151	-
CAMBODIA	-	-	-	-	-	-
KOREA (SEOUL)	1	-	-	-	-	-
SINGAPORE	-	-	-	-	-	-
TAIWAN	-	-	-	383	151	-
THAILAND	-	-	-	-	-	-
NEAR EAST AND SOUTH ASIA	15,494,147	401,696	326,908	298,700	234,584	199,427
BAHRAIN	17,556	726	332	1,063	527	265
EGYPT	152,894	91,963	66,850	124,034	139,210	82,980
IRAN	594	-	-	-	-	-
ISRAEL	2,581	-	-	-	-	-
JORDAN	985	-	-	-	-	-
KUWAIT	970	35,619	43,401	52,471	3,555	8,220
LIBYA	1,344	-	-	-	-	-
MOROCCO	-	-	-	-	-	*
OMAN	1,511	-	-	-	-	-
SAUDI ARABIA	15,315,710	273,388	216,326	121,134	91,291	107,961
YEMEN	2	-	-	-	-	-
EUROPE	8,152	7	939	43,819	25,082	4,282
FRANCE	29	-	-	-	-	-
GERMANY	7,867	-	939	113	18	4,262
GREECE	2	7	-	-	-	-
UNITED KINGDOM	254	-	-	43,706	25,064	20
AFRICA	28,871	724	584	423	1,740	516
BOTSWANA	-	-	9	5	2	5
BURUNDI	-	-	-	-	2	-
CAMEROON	-	-	-	*	82	80
CAPE VERDE	-	-	9	3	2	3
CENTRAL AFRICAN REP	79	5	-	44	37	9
CHAD	-	-	-	-	-	*
DJIBOUTI	15	27	58	46	321	7
EQUATORIAL GUINEA	-	*	7	12	-	-
ERITREA	-	-	-	-	-	-
ETHIOPIA	-	-	-	-	-	5
GABON	-	13	17	*	134	-
GAMBIA	57	11	9	*	1	-
GHANA	382	1	4	1	2	162
GUINEA	41	45	9	14	1	-
IVORY COAST	346	111	185	6	1	2
KENYA	45	13	*	*	-	-
LESOTHO	-	-	-	5	23	3

TOTALS MAY NOT ADD DUE TO ROUNDING

* LESS THAN $500

AS OF 30 SEP 00

FOREIGN MILITARY CONSTRUCTION SALES DELIVERIES

(DOLLARS IN THOUSANDS)

FY 1996	FY 1997	FY 1998	FY 1999	FY 2000	FY 1950 FY 2000	
142,937	97,521	381,617	187,665	183,144	18,173,780	WORLDWIDE
6	326	50	32	18	968	EAST ASIA AND PACIFIC
-	36	12	-	-	48	CAMBODIA
-	-	-	-	-	1	KOREA (SEOUL)
6	290	38	*	1	335	SINGAPORE
-	-	-	-	-	533	TAIWAN
-	-	-	32	18	50	THAILAND
106,827	83,078	376,008	152,918	174,953	17,849,245	NEAR EAST AND SOUTH ASIA
168	264	141	25	6	21,072	BAHRAIN
57,012	45,569	27,303	61,946	93,469	943,230	EGYPT
-	-	-	-	-	594	IRAN
-	-	-	-	315	2,897	ISRAEL
-	-	-	-	-	985	JORDAN
585	488	15	2,435	352	148,110	KUWAIT
-	-	-	-	-	1,344	LIBYA
11	3	49	63	2,985	3,111	MOROCCO
-	-	-	-	-	1,511	OMAN
49,051	36,754	348,499	88,149	77,825	16,726,388	SAUDI ARABIA
-	-	-	-	-	2	YEMEN
27,244	6,830	584	29,845	5,298	152,082	EUROPE
-	-	-	-	-	29	FRANCE
27,244	422	584	28,235	5,298	74,981	GERMANY
-	-	-	-	-	9	GREECE
-	6,408	*	1,609	-	77,062	UNITED KINGDOM
2,601	1,324	826	1,051	743	39,404	AFRICA
4	57	90	10	14	194	BOTSWANA
*	-	3	-	-	5	BURUNDI
62	70	315	56	33	697	CAMEROON
33	2	113	40	8	214	CAPE VERDE
1	*	*	1	30	207	CENTRAL AFRICAN REP
20	6	13	2	60	101	CHAD
95	160	7	2	4	742	DJIBOUTI
-	-	-	-	-	19	EQUATORIAL GUINEA
-	361	31	410	356	1,157	ERITREA
161	6	15	3	-	189	ETHIOPIA
-	-	-	-	-	164	GABON
-	-	-	-	-	77	GAMBIA
5	105	13	186	152	1,013	GHANA
-	-	-	-	-	110	GUINEA
41	24	106	12	1	835	IVORY COAST
3	390	2	3	52	509	KENYA
39	67	20	2	3	161	LESOTHO

TOTALS MAY NOT ADD DUE TO ROUNDING * LESS THAN $500

AS OF 30 SEP 00

FOREIGN MILITARY CONSTRUCTION SALES DELIVERIES (CONTINUED)

(DOLLARS IN THOUSANDS)

	FY 1950 FY 1990	FY 1991	FY 1992	FY 1993	FY 1994	FY 1995
AFRICA (CONTINUED)						
LIBERIA	7,300	-	-	-	-	-
MADAGASCAR	124	39	-	13	1	-
MALAWI	211	14	-	11	*	39
MALI	32	-	6	6	64	4
MAURITANIA	324	2	-	-	-	-
NIGER	482	243	85	181	987	135
RWANDA	66	1	20	12	6	-
SENEGAL	2,015	194	159	59	35	13
SEYCHELLES	-	-	-	-	-	13
SIERRA LEONE	520	2	7	1	41	37
SOMALIA	350	*	-	-	-	-
SUDAN	16,484	-	-	-	-	-
TOGO	-	-	2	1	-	-
UGANDA	-	-	-	-	-	*
WESTERN HEMISPHERE	61,742	10,728	6,700	9,121	7,477	13,992
ANTIGUA & BARBUDA	-	-	-	-	-	-
ARGENTINA	-	-	-	-	-	-
BARBADOS	-	-	-	246	80	13
BOLIVIA - INTL NARC	-	1,929	1,750	1,957	1,441	2,100
CANADA	519	-	-	-	-	-
COLOMBIA	-	-	-	35	209	1,644
COLOMBIA - INTL NARC	-	5	316	2,065	2,024	2,515
COSTA RICA	634	1	-	-	117	-
ECUADOR - INTL NARC	-	-	-	-	-	67
EL SALVADOR	39,986	3,664	2,074	2,390	2,338	2,115
GUATEMALA	95	1,926	-	-	-	-
HAITI	-	-	-	-	-	-
HONDURAS	13,227	3,202	2,560	2,421	1,269	5,537
MEXICO	7,203	-	-	-	-	-
ST VINCENT + GREN.	78	-	-	8	-	-
NON REGIONAL	-	-	-	-	-	-
UNDHA	-	-	-	-	-	-

TOTALS MAY NOT ADD DUE TO ROUNDING * LESS THAN $500

AS OF 30 SEP 00

FOREIGN MILITARY CONSTRUCTION SALES DELIVERIES (CONTINUED)

(DOLLARS IN THOUSANDS)

FY 1996	FY 1997	FY 1998	FY 1999	FY 2000	FY 1950 FY 2000	
						AFRICA (CONTINUED)
-	-	-	-	-	7,300	LIBERIA
-	-	-	-	-	177	MADAGASCAR
*	*	*	203	18	497	MALAWI
*	*	-	1	1	114	MALI
-	-	-	-	-	326	MAURITANIA
1,971	-	-	-	-	4,084	NIGER
-	-	2	-	-	107	RWANDA
123	50	92	115	6	2,862	SENEGAL
*	15	4	-	3	35	SEYCHELLES
-	-	-	-	-	608	SIERRA LEONE
-	-	-	-	-	350	SOMALIA
-	-	-	-	-	16,484	SUDAN
-	-	-	-	-	2	TOGO
42	11	*	6	4	64	UGANDA
6,259	5,963	4,148	3,761	2,131	132,021	WESTERN HEMISPHERE
20	-	-	38	23	81	ANTIGUA & BARBUDA
-	-	-	-	4	4	ARGENTINA
45	44	238	-	-	665	BARBADOS
1,334	777	521	153	132	12,094	BOLIVIA - INTL NARC
-	-	-	-	-	519	CANADA
61	107	547	408	110	3,121	COLOMBIA
565	1,640	585	157	991	10,862	COLOMBIA - INTL NARC
-	-	-	-	-	752	COSTA RICA
14	896	68	15	-	1,060	ECUADOR - INTL NARC
2,284	1,126	1,431	1,660	523	59,590	EL SALVADOR
-	-	-	-	-	2,021	GUATEMALA
-	-	-	-	40	40	HAITI
1,936	1,374	759	1,330	310	33,924	HONDURAS
-	-	-	-	-	7,203	MEXICO
-	-	-	-	-	85	ST VINCENT + GREN.
-	-	*	59	*	59	NON REGIONAL
-	-	*	59	*	59	UNDHA

TOTALS MAY NOT ADD DUE TO ROUNDING * LESS THAN $500

AS OF 30 SEP 00

PAGE INTENTIONALLY LEFT BLANK

FOREIGN MILITARY FINANCING PROGRAM
(Dollars in Billions)

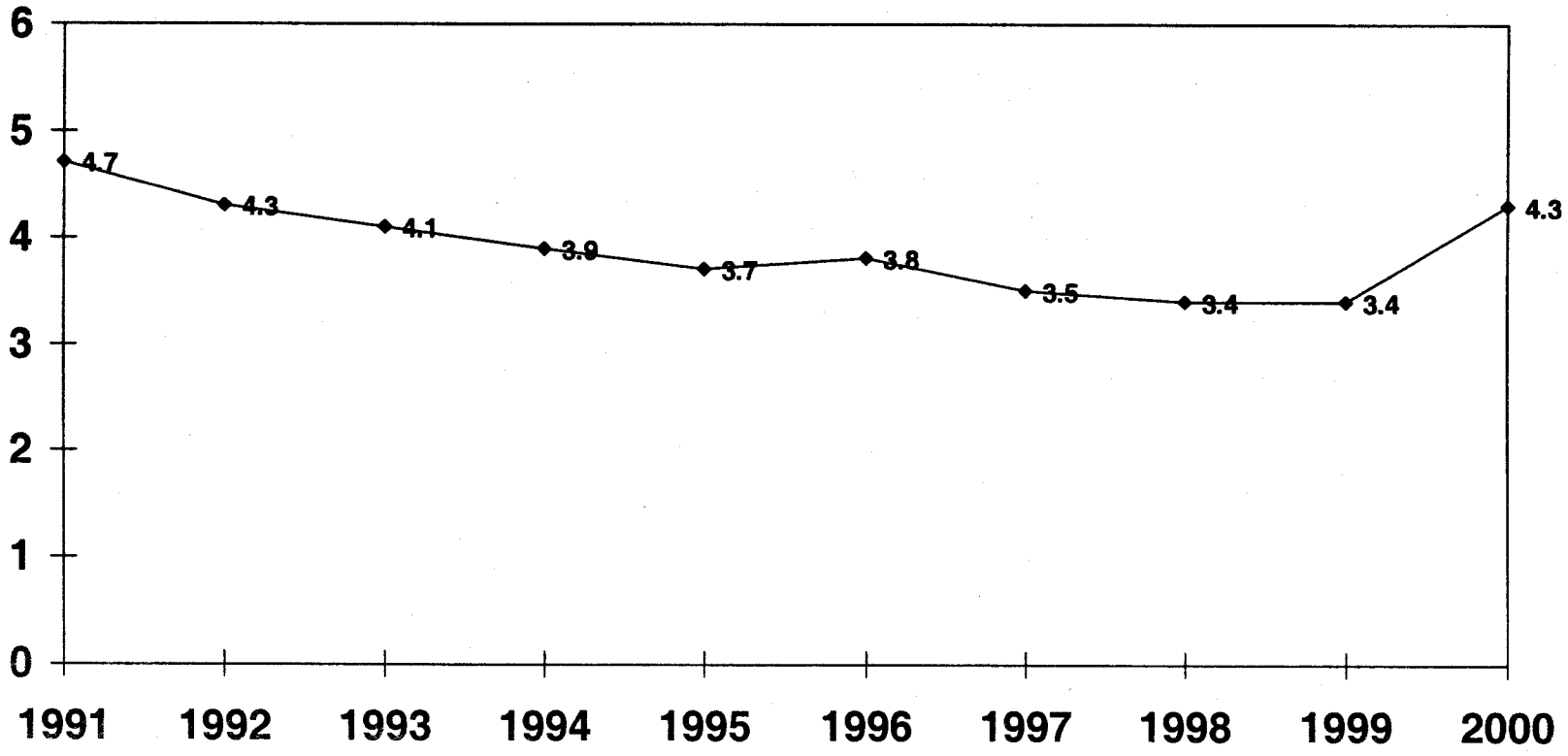

FOREIGN MILITARY FINANCING PROGRAM

(DOLLARS IN THOUSANDS)

	FY 1950 FY 1990	FY 1991	FY 1992	FY 1993	FY 1994	FY 1995
WORLDWIDE	66,504,021	4,693,363	4,274,476	4,123,705	3,917,203	3,712,246
PAYMENT WAIVED	28,381,165	4,215,418	3,929,476	3,268,505	3,147,703	3,154,561
DOD DIRECT	10,314,356	477,945	345,000	855,200	769,500	557,685
DOD GUARANTY	27,808,500	-	-	-	-	-
EAST ASIA AND PACIFIC	4,749,161	210,543	25,000	15,000	750	1,300
PAYMENT WAIVED	143,412	185,543	25,000	15,000	750	1,300
DOD DIRECT	1,098,949	25,000	-	-	-	-
DOD GUARANTY	3,506,800	-	-	-	-	-
AUSTRALIA	115,586	-	-	-	-	-
DOD DIRECT	115,586	-	-	-	-	-
CAMBODIA	-	-	-	-	750	1,300
PAYMENT WAIVED	-	-	-	-	750	1,300
FIJI	-	-	-	-	-	-
PAYMENT WAIVED	-	-	-	-	-	-
INDONESIA	352,340	25,000	-	-	-	-
DOD DIRECT	59,140	25,000	-	-	-	-
DOD GUARANTY	293,200	-	-	-	-	-
JAPAN	34,772	-	-	-	-	-
DOD DIRECT	34,772	-	-	-	-	-
KOREA (SEOUL)	2,348,573	-	-	-	-	-
DOD DIRECT	454,390	-	-	-	-	-
DOD GUARANTY	1,894,183	-	-	-	-	-
LAOS	-	-	-	-	-	-
PAYMENT WAIVED	-	-	-	-	-	-
MALAYSIA	176,910	-	-	-	-	-
DOD DIRECT	38,071 A/	-	-	-	-	-
DOD GUARANTY	138,838	-	-	-	-	-
MONGOLIA	-	-	-	-	-	-
PAYMENT WAIVED	-	-	-	-	-	-
NEW ZEALAND	1,492	-	-	-	-	-
DOD DIRECT	1,492	-	-	-	-	-
REP OF PHILIPPINES	484,495	185,543	25,000	15,000	-	-
PAYMENT WAIVED	140,395	185,543 B/	25,000	15,000	-	-
DOD DIRECT	8,600 A/	-	-	-	-	-

TOTALS MAY NOT ADD DUE TO ROUNDING

* LESS THAN $500

AS OF 30 SEP 00

FOREIGN MILITARY FINANCING PROGRAM

(DOLLARS IN THOUSANDS)

FY 1996	FY 1997 C/	FY 1998	FY 1999	FY 2000	FY 1950 FY 2000	
3,836,343	3,530,286	3,419,707	3,370,240	4,332,802	105,714,392 D/	WORLDWIDE
3,292,343	3,232,786	3,319,707	3,370,240	4,332,802	63,644,706	PAYMENT WAIVED
544,000	297,500	100,000	-	-	14,261,186	DOD DIRECT
-	-	-	-	-	27,808,500	DOD GUARANTY
2,500	1,000	-	1,500	2,137	5,008,891	EAST ASIA AND PACIFIC
2,500	1,000	-	1,500	2,137	378,142	PAYMENT WAIVED
-	-	-	-	-	1,123,949	DOD DIRECT
-	-	-	-	-	3,506,800	DOD GUARANTY
-	-	-	-	-	115,586	AUSTRALIA
-	-	-	-	-	115,586	DOD DIRECT
2,000	1,000	-	-	-	5,050	CAMBODIA
2,000	1,000	-	-	-	5,050	PAYMENT WAIVED
-	-	-	500	350	850	FIJI
-	-	-	500	350	850	PAYMENT WAIVED
-	-	-	-	-	377,340	INDONESIA
-	-	-	-	-	84,140	DOD DIRECT
-	-	-	-	-	293,200	DOD GUARANTY
-	-	-	-	-	34,772	JAPAN
-	-	-	-	-	34,772	DOD DIRECT
-	-	-	-	-	2,348,573	KOREA (SEOUL)
-	-	-	-	-	454,390	DOD DIRECT
-	-	-	-	-	1,894,183	DOD GUARANTY
500	-	-	-	-	500	LAOS
500	-	-	-	-	500	PAYMENT WAIVED
-	-	-	-	-	176,910	MALAYSIA
-	-	-	-	-	38,071	DOD DIRECT
-	-	-	-	-	138,838	DOD GUARANTY
-	-	-	-	350	350	MONGOLIA
-	-	-	-	350	350	PAYMENT WAIVED
-	-	-	-	-	1,492	NEW ZEALAND
-	-	-	-	-	1,492	DOD DIRECT
-	-	-	1,000	1,437	712,475	REP OF PHILIPPINES
-	-	-	1,000	1,437	368,375	PAYMENT WAIVED
-	-	-	-	-	8,600	DOD DIRECT

TOTALS MAY NOT ADD DUE TO ROUNDING

* LESS THAN $500

AS OF 30 SEP 00

FOREIGN MILITARY FINANCING PROGRAM (CONTINUED)

(DOLLARS IN THOUSANDS)

	FY 1950 FY 1990	FY 1991	FY 1992	FY 1993	FY 1994	FY 1995
EAST ASIA AND PACIFIC (CONTINUED)						
DOD GUARANTY	335,500	-	-	-	-	-
SINGAPORE	17,221	-	-	-	-	-
DOD GUARANTY	17,221	-	-	-	-	-
TAIWAN	547,726	-	-	-	-	-
DOD DIRECT	187,866	-	-	-	-	-
DOD GUARANTY	359,860	-	-	-	-	-
THAILAND	670,047	-	-	-	-	-
PAYMENT WAIVED	3,017	-	-	-	-	-
DOD DIRECT	199,031	-	-	-	-	-
DOD GUARANTY	467,999	-	-	-	-	-
NEAR EAST AND SOUTH ASIA	47,350,291	3,172,600	3,153,500	3,152,500	3,109,000	3,107,300
PAYMENT WAIVED	26,795,218	3,162,600	3,153,500	3,152,500	3,109,000	3,107,300
DOD DIRECT	3,575,294	10,000	-	-	-	-
DOD GUARANTY	16,979,779	-	-	-	-	-
BAHRAIN	-	-	1,000	500	-	-
PAYMENT WAIVED	-	-	1,000	500	-	-
BANGLADESH	-	-	-	-	-	-
PAYMENT WAIVED	-	-	-	-	-	-
EGYPT E/	13,253,510	1,300,000	1,300,000	1,300,000	1,300,000	1,300,000
PAYMENT WAIVED	8,703,510	1,300,000	1,300,000	1,300,000	1,300,000	1,300,000
DOD GUARANTY	4,550,000	-	-	-	-	-
INDIA	27,310	-	-	-	-	-
DOD DIRECT	27,310	-	-	-	-	-
IRAN	496,407	-	-	-	-	-
DOD DIRECT	175,705	-	-	-	-	-
DOD GUARANTY	320,701	-	-	-	-	-
ISRAEL E/F/	28,619,104	1,800,000	1,800,000	1,800,000	1,800,000	1,800,000
PAYMENT WAIVED	17,414,860	1,800,000	1,800,000	1,800,000	1,800,000	1,800,000
DOD DIRECT	1,667,103	-	-	-	-	-
DOD GUARANTY	9,537,142	-	-	-	-	-
JORDAN	955,479	20,000	20,000	9,000	9,000	7,300
PAYMENT WAIVED	77,794	20,000	20,000	9,000	9,000	7,300
DOD DIRECT	227,048	-	-	-	-	-

TOTALS MAY NOT ADD DUE TO ROUNDING * LESS THAN $500

AS OF 30 SEP 00

FOREIGN MILITARY FINANCING PROGRAM (CONTINUED)

(DOLLARS IN THOUSANDS)

FY 1996	FY 1997	FY 1998	FY 1999	FY 2000	FY 1950 FY 2000	
						EAST ASIA AND PACIFIC (CONTINUED)
-	-	-	-	-	335,500	DOD GUARANTY
-	-	-	-	-	17,221	SINGAPORE
-	-	-	-	-	17,221	DOD GUARANTY
-	-	-	-	-	547,726	TAIWAN
-	-	-	-	-	187,866	DOD DIRECT
-	-	-	-	-	359,860	DOD GUARANTY
-	-	-	-	-	670,047	THAILAND
-	-	-	-	-	3,017	PAYMENT WAIVED
-	-	-	-	-	199,031	DOD DIRECT
-	-	-	-	-	467,999	DOD GUARANTY
3,200,300	3,130,045	3,152,050	3,263,200	4,249,415	80,040,201	NEAR EAST AND SOUTH ASIA
3,200,300	3,130,045	3,152,050	3,263,200	4,249,415	59,475,128	PAYMENT WAIVED
-	-	-	-	-	3,585,294	DOD DIRECT
-	-	-	-	-	16,979,779	DOD GUARANTY
-	-	-	-	-	1,500	BAHRAIN
-	-	-	-	-	1,500	PAYMENT WAIVED
-	-	1,250	800	-	2,050	BANGLADESH
-	-	1,250	800	-	2,050	PAYMENT WAIVED
1,300,000	1,300,000	1,300,000	1,300,000	1,300,000	26,253,510	EGYPT E/
1,300,000	1,300,000	1,300,000	1,300,000	1,300,000	21,703,510	PAYMENT WAIVED
-	-	-	-	-	4,550,000	DOD GUARANTY
-	-	-	-	-	27,310	INDIA
-	-	-	-	-	27,310	DOD DIRECT
-	-	-	-	-	496,407	IRAN
-	-	-	-	-	175,705	DOD DIRECT
-	-	-	-	-	320,701	DOD GUARANTY
1,800,000	1,800,000	1,800,000	1,860,000	2,820,000	47,699,104	ISRAEL E/F/
1,800,000	1,800,000	1,800,000	1,860,000	2,820,000	36,494,860	PAYMENT WAIVED
-	-	-	-	-	1,667,103	DOD DIRECT
-	-	-	-	-	9,537,142	DOD GUARANTY
100,300	30,045	50,000	95,900	124,915	1,421,939	JORDAN
100,300	30,045	50,000	95,900	124,915	544,254	PAYMENT WAIVED
-	-	-	-	-	227,048	DOD DIRECT

TOTALS MAY NOT ADD DUE TO ROUNDING * LESS THAN $500

AS OF 30 SEP 00

FOREIGN MILITARY FINANCING PROGRAM (CONTINUED)

(DOLLARS IN THOUSANDS)

	FY 1950 FY 1990	FY 1991	FY 1992	FY 1993	FY 1994	FY 1995
NEAR EAST AND SOUTH ASIA (CONTINUED)						
DOD GUARANTY	650,637	-	-	-	-	-
LEBANON	243,668	-	-	-	-	-
DOD DIRECT	9,168	-	-	-	-	-
DOD GUARANTY	234,500	-	-	-	-	-
MOROCCO	564,352	39,600	22,000	40,000	-	-
PAYMENT WAIVED	94,815	39,600	22,000	40,000	-	-
DOD DIRECT	101,787	-	-	-	-	-
DOD GUARANTY	367,750	-	-	-	-	-
NEPAL	-	-	-	-	-	-
PAYMENT WAIVED	-	-	-	-	-	-
OMAN	199,140	3,000	500	1,000	-	-
PAYMENT WAIVED	-	3,000	500	1,000	-	-
DOD DIRECT	49,140	-	-	-	-	-
DOD GUARANTY	150,000	-	-	-	-	-
PAKISTAN	2,190,526	-	-	-	-	-
PAYMENT WAIVED	444,369	-	-	-	-	-
DOD DIRECT	1,184,311	-	-	-	-	-
DOD GUARANTY	561,847	-	-	-	-	-
SAUDI ARABIA	254,167	-	-	-	-	-
DOD DIRECT	65,222	-	-	-	-	-
DOD GUARANTY	188,945	-	-	-	-	-
SRI LANKA	2,308	-	-	-	-	-
DOD DIRECT	308	-	-	-	-	-
DOD GUARANTY	2,000	-	-	-	-	-
TUNISIA	532,063	10,000	10,000	2,000	-	-
PAYMENT WAIVED	59,871	-	10,000	2,000	-	-
DOD DIRECT	68,192 A/	10,000	-	-	-	-
DOD GUARANTY	404,000	-	-	-	-	-
YEMEN	12,257	-	-	-	-	-
DOD GUARANTY	12,257	-	-	-	-	-
EUROPE	12,229,300	1,050,000	950,000	855,250	769,500	560,803
PAYMENT WAIVED	1,123,476	630,000	605,000	250	-	3,118
DOD DIRECT	5,026,824	420,000	345,000	855,000	769,500	557,685
DOD GUARANTY	6,079,000	-	-	-	-	-

TOTALS MAY NOT ADD DUE TO ROUNDING * LESS THAN $500

AS OF 30 SEP 00

FOREIGN MILITARY FINANCING PROGRAM (CONTINUED)

(DOLLARS IN THOUSANDS)

FY 1996	FY 1997	FY 1998	FY 1999	FY 2000	FY 1950 FY 2000	
						NEAR EAST AND SOUTH ASIA (CONTINUED)
-	-	-	-	-	650,637	DOD GUARANTY
-	-	-	-	-	243,668	LEBANON
-	-	-	-	-	9,168	DOD DIRECT
-	-	-	-	-	234,500	DOD GUARANTY
-	-	-	4,000	1,500	671,452	MOROCCO
-	-	-	4,000	1,500	201,915	PAYMENT WAIVED
-	-	-	-	-	101,787	DOD DIRECT
-	-	-	-	-	367,750	DOD GUARANTY
-	-	800	500	-	1,300	NEPAL
-	-	800	500	-	1,300	PAYMENT WAIVED
-	-	-	-	-	203,640	OMAN
-	-	-	-	-	4,500	PAYMENT WAIVED
-	-	-	-	-	49,140	DOD DIRECT
-	-	-	-	-	150,000	DOD GUARANTY
-	-	-	-	-	2,190,526	PAKISTAN
-	-	-	-	-	444,369	PAYMENT WAIVED
-	-	-	-	-	1,184,311	DOD DIRECT
-	-	-	-	-	561,847	DOD GUARANTY
-	-	-	-	-	254,167	SAUDI ARABIA
-	-	-	-	-	65,222	DOD DIRECT
-	-	-	-	-	188,945	DOD GUARANTY
-	-	-	-	-	2,308	SRI LANKA
-	-	-	-	-	308	DOD DIRECT
-	-	-	-	-	2,000	DOD GUARANTY
-	-	-	2,000	3,000	559,063	TUNISIA
-	-	-	2,000	3,000	76,871	PAYMENT WAIVED
-	-	-	-	-	78,192	DOD DIRECT
-	-	-	-	-	404,000	DOD GUARANTY
-	-	-	-	-	12,257	YEMEN
-	-	-	-	-	12,257	DOD GUARANTY
597,850	364,809	244,957	90,700	67,000	17,780,169	EUROPE
53,850	67,309	144,957	90,700	67,000	2,785,660	PAYMENT WAIVED
544,000	297,500	100,000	-	-	8,915,509	DOD DIRECT
-	-	-	-	-	6,079,000	DOD GUARANTY

TOTALS MAY NOT ADD DUE TO ROUNDING

* LESS THAN $500

AS OF 30 SEP 00

FOREIGN MILITARY FINANCING PROGRAM (CONTINUED)

(DOLLARS IN THOUSANDS)

	FY 1950 FY 1990	FY 1991	FY 1992	FY 1993	FY 1994	FY 1995
EUROPE (CONTINUED)						
ALBANIA	-	-	-	-	-	-
PAYMENT WAIVED	-	-	-	-	-	-
AUSTRIA	15,713	-	-	-	-	-
DOD DIRECT	15,713	-	-	-	-	-
BELGIUM	7,793	-	-	-	-	-
DOD DIRECT	7,793	-	-	-	-	-
BOSNIA-HERZEGOVINA	-	-	-	-	-	-
PAYMENT WAIVED	-	-	-	-	-	-
BULGARIA	-	-	-	-	-	-
PAYMENT WAIVED	-	-	-	-	-	-
CROATIA	-	-	-	-	-	-
PAYMENT WAIVED	-	-	-	-	-	-
CZECH REPUBLIC	-	-	-	-	-	-
PAYMENT WAIVED	-	-	-	-	-	-
ESTONIA	-	-	-	-	-	706
PAYMENT WAIVED	-	-	-	-	-	706
FRANCE	80,392	-	-	-	-	-
DOD DIRECT	80,392	-	-	-	-	-
GEORGIA	-	-	-	-	-	-
PAYMENT WAIVED	-	-	-	-	-	-
GREECE	4,489,245	350,000	350,000	315,000	283,500	229,635
PAYMENT WAIVED	29,871	30,000	30,000	-	-	-
DOD DIRECT	2,383,774	320,000	320,000	315,000	283,500	229,635
DOD GUARANTY	2,075,600	-	-	-	-	-
HUNGARY	-	-	-	250	-	-
PAYMENT WAIVED	-	-	-	250	-	-
ITALY	292	-	-	-	-	-
DOD DIRECT	292	-	-	-	-	-
KAZAKHSTAN	-	-	-	-	-	-
PAYMENT WAIVED	-	-	-	-	-	-

TOTALS MAY NOT ADD DUE TO ROUNDING

* LESS THAN $500

AS OF 30 SEP 00

FOREIGN MILITARY FINANCING PROGRAM (CONTINUED)

(DOLLARS IN THOUSANDS)

FY 1996	FY 1997	FY 1998	FY 1999	FY 2000	FY 1950 FY 2000	
						EUROPE (CONTINUED)
2,525	100	1,700	4,000	1,600	9,925	ALBANIA
2,525	100	1,700	4,000	1,600	9,925	PAYMENT WAIVED
-	-	-	-	-	15,713	AUSTRIA
-	-	-	-	-	15,713	DOD DIRECT
-	-	-	-	-	7,793	BELGIUM
-	-	-	-	-	7,793	DOD DIRECT
-	-	-	4,000	-	4,000	BOSNIA-HERZEGOVINA
-	-	-	4,000	-	4,000	PAYMENT WAIVED
4,275	3,000	4,200	9,400	5,000	25,875	BULGARIA
4,275	3,000	4,200	9,400	5,000	25,875	PAYMENT WAIVED
-	-	-	-	4,000	4,000	CROATIA
-	-	-	-	4,000	4,000	PAYMENT WAIVED
8,900	9,087	16,250	7,100	6,000	47,337	CZECH REPUBLIC
8,900	9,087	16,250	7,100	6,000	47,337	PAYMENT WAIVED
1,500	1,500	8,300	4,700	4,000	20,706	ESTONIA
1,500	1,500	8,300	4,700	4,000	20,706	PAYMENT WAIVED
-	-	-	-	-	80,392	FRANCE
-	-	-	-	-	80,392	DOD DIRECT
-	700	5,350	7,950	3,000	17,000	GEORGIA
-	700	5,350	7,950	3,000	17,000	PAYMENT WAIVED
224,000	122,500	-	-	-	6,363,880	GREECE
-	-	-	-	-	89,871	PAYMENT WAIVED
224,000	122,500	-	-	-	4,198,409	DOD DIRECT
-	-	-	-	-	2,075,600	DOD GUARANTY
3,200	10,087	16,600	7,100	6,000	43,237	HUNGARY
3,200	10,087	16,600	7,100	6,000	43,237	PAYMENT WAIVED
-	-	-	-	-	292	ITALY
-	-	-	-	-	292	DOD DIRECT
-	1,500	2,250	1,800	1,500	7,050	KAZAKHSTAN
-	1,500	2,250	1,800	1,500	7,050	PAYMENT WAIVED

TOTALS MAY NOT ADD DUE TO ROUNDING * LESS THAN $500

AS OF 30 SEP 00

FOREIGN MILITARY FINANCING PROGRAM (CONTINUED)

(DOLLARS IN THOUSANDS)

	FY 1950 FY 1990	FY 1991	FY 1992	FY 1993	FY 1994	FY 1995
EUROPE (CONTINUED)						
KYRGYZSTAN	-	-	-	-	-	-
PAYMENT WAIVED	-	-	-	-	-	-
LATVIA	-	-	-	-	-	706
PAYMENT WAIVED	-	-	-	-	-	706
LITHUANIA	-	-	-	-	-	706
PAYMENT WAIVED	-	-	-	-	-	706
MACEDONIA (FYROM)	-	-	-	-	-	-
PAYMENT WAIVED	-	-	-	-	-	-
MALTA	-	-	-	-	-	-
PAYMENT WAIVED	-	-	-	-	-	-
MOLDOVA	-	-	-	-	-	-
PAYMENT WAIVED	-	-	-	-	-	-
NETHERLANDS	2,200	-	-	-	-	-
DOD DIRECT	2,200	-	-	-	-	-
POLAND	-	-	-	-	-	1,000
PAYMENT WAIVED	-	-	-	-	-	1,000
DOD DIRECT	-	-	-	-	-	-
PORTUGAL	427,700	100,000	100,000	90,000	81,000	-
PAYMENT WAIVED	184,635	100,000	100,000	-	-	-
DOD DIRECT	100,565	-	-	90,000	81,000	-
DOD GUARANTY	142,500	-	-	-	-	-
ROMANIA	-	-	-	-	-	-
PAYMENT WAIVED	-	-	-	-	-	-
RUSSIA	-	-	-	-	-	-
PAYMENT WAIVED	-	-	-	-	-	-
SLOVAKIA	-	-	-	-	-	-
PAYMENT WAIVED	-	-	-	-	-	-
SLOVENIA	-	-	-	-	-	-
PAYMENT WAIVED	-	-	-	-	-	-

TOTALS MAY NOT ADD DUE TO ROUNDING * LESS THAN $500

AS OF 30 SEP 00

(DOLLARS IN THOUSANDS)

FY 1996	FY 1997	FY 1998	FY 1999	FY 2000	FY 1950 FY 2000	
						EUROPE (CONTINUED)
-	800	1,350	1,550	1,000	4,700	KYRGYZSTAN
-	800	1,350	1,550	1,000	4,700	PAYMENT WAIVED
1,500	1,500	6,950	4,700	4,000	19,356	LATVIA
1,500	1,500	6,950	4,700	4,000	19,356	PAYMENT WAIVED
1,500	1,500	6,950	4,700	4,600	19,956	LITHUANIA
1,500	1,500	6,950	4,700	4,600	19,956	PAYMENT WAIVED
750	1,648	19,257	6,000	-	27,655	MACEDONIA (FYROM)
750	1,648	19,257	6,000	-	27,655	PAYMENT WAIVED
-	-	-	300	450	750	MALTA
-	-	-	300	450	750	PAYMENT WAIVED
-	800	3,450	1,250	1,250	6,750	MOLDOVA
-	800	3,450	1,250	1,250	6,750	PAYMENT WAIVED
-	-	-	-	-	2,200	NETHERLANDS
-	-	-	-	-	2,200	DOD DIRECT
16,475	12,587	124,700	6,600	8,000	169,362	POLAND
16,475	12,587	24,700	6,600	8,000	69,362	PAYMENT WAIVED
-	-	100,000	-	-	100,000	DOD DIRECT
-	-	-	-	-	798,700	PORTUGAL
-	-	-	-	-	384,635	PAYMENT WAIVED
-	-	-	-	-	271,565	DOD DIRECT
-	-	-	-	-	142,500	DOD GUARANTY
9,275	6,500	13,900	6,500	6,200	42,375	ROMANIA
9,275	6,500	13,900	6,500	6,200	42,375	PAYMENT WAIVED
-	2,250	2,250	-	-	4,500	RUSSIA
-	2,250	2,250	-	-	4,500	PAYMENT WAIVED
3,550	6,000	3,200	3,200	2,800	18,750	SLOVAKIA
3,550	6,000	3,200	3,200	2,800	18,750	PAYMENT WAIVED
400	1,000	2,500	2,600	2,000	8,500	SLOVENIA
400	1,000	2,500	2,600	2,000	8,500	PAYMENT WAIVED

TOTALS MAY NOT ADD DUE TO ROUNDING * LESS THAN $500

AS OF 30 SEP 00

FOREIGN MILITARY FINANCING PROGRAM (CONTINUED)

(DOLLARS IN THOUSANDS)

	FY 1950 FY 1990	FY 1991	FY 1992	FY 1993	FY 1994	FY 1995
EUROPE (CONTINUED)						
SPAIN	2,415,100	-	-	-	-	-
DOD DIRECT	890,100	-	-	-	-	-
DOD GUARANTY	1,525,000	-	-	-	-	-
TURKEY	4,790,865	600,000	500,000	450,000	405,000	328,050
PAYMENT WAIVED	908,970	500,000	475,000	-	-	-
DOD DIRECT	1,545,995	100,000 A/	25,000	450,000	405,000	328,050
DOD GUARANTY	2,335,900	-	-	-	-	-
TURKMENISTAN	-	-	-	-	-	-
PAYMENT WAIVED	-	-	-	-	-	-
UKRAINE	-	-	-	-	-	-
PAYMENT WAIVED	-	-	-	-	-	-
UZBEKISTAN	-	-	-	-	-	-
PAYMENT WAIVED	-	-	-	-	-	-
AFRICA	651,576	29,424	7,205	12,937	1,385	1,330
PAYMENT WAIVED	66,165	29,424	7,205	12,937	1,385	1,330
DOD DIRECT	147,734	-	-	-	-	-
DOD GUARANTY	437,677	-	-	-	-	-
ANGOLA	-	-	-	-	-	-
PAYMENT WAIVED	-	-	-	-	-	-
BENIN	77	-	-	250	-	-
PAYMENT WAIVED	77	-	-	250	-	-
BOTSWANA	18,996	2,600	-	1,800	-	-
PAYMENT WAIVED	996	2,600	-	1,800	-	-
DOD DIRECT	5,000	-	-	-	-	-
DOD GUARANTY	13,000	-	-	-	-	-
BURUNDI	65	250	-	-	-	-
PAYMENT WAIVED	65	250	-	-	-	-
CAMEROON	26,588	840	-	-	-	-
PAYMENT WAIVED	188	840	-	-	-	-
DOD DIRECT	5,000	-	-	-	-	-
DOD GUARANTY	21,400	-	-	-	-	-

TOTALS MAY NOT ADD DUE TO ROUNDING * LESS THAN $500

AS OF 30 SEP 00

FOREIGN MILITARY FINANCING PROGRAM (CONTINUED)

(DOLLARS IN THOUSANDS)

FY 1996	FY 1997	FY 1998	FY 1999	FY 2000	FY 1950 FY 2000	
						EUROPE (CONTINUED)
-	-	-	-	-	2,415,100	SPAIN
-	-	-	-	-	890,100	DOD DIRECT
-	-	-	-	-	1,525,000	DOD GUARANTY
320,000	175,000	-	-	-	7,568,915	TURKEY
-	-	-	-	-	1,883,970	PAYMENT WAIVED
320,000	175,000	-	-	-	3,349,045	DOD DIRECT
-	-	-	-	-	2,335,900	DOD GUARANTY
-	500	450	600	600	2,150	TURKMENISTAN
-	500	450	600	600	2,150	PAYMENT WAIVED
-	5,250	3,800	5,000	3,250	17,300	UKRAINE
-	5,250	3,800	5,000	3,250	17,300	PAYMENT WAIVED
-	1,000	1,550	1,650	1,750	5,950	UZBEKISTAN
-	1,000	1,550	1,650	1,750	5,950	PAYMENT WAIVED
9,043	9,249	17,350	8,200	10,250	757,949	AFRICA
9,043	9,249	17,350	8,200	10,250	172,537	PAYMENT WAIVED
-	-	-	-	-	147,734	DOD DIRECT
-	-	-	-	-	437,677	DOD GUARANTY
2,000	-	-	-	-	2,000	ANGOLA
2,000	-	-	-	-	2,000	PAYMENT WAIVED
-	-	3,200	-	-	3,527	BENIN
-	-	3,200	-	-	3,527	PAYMENT WAIVED
-	-	-	-	-	23,396	BOTSWANA
-	-	-	-	-	5,396	PAYMENT WAIVED
-	-	-	-	-	5,000	DOD DIRECT
-	-	-	-	-	13,000	DOD GUARANTY
-	-	-	-	-	315	BURUNDI
-	-	-	-	-	315	PAYMENT WAIVED
-	-	-	-	-	27,428	CAMEROON
-	-	-	-	-	1,028	PAYMENT WAIVED
-	-	-	-	-	5,000	DOD DIRECT
-	-	-	-	-	21,400	DOD GUARANTY

TOTALS MAY NOT ADD DUE TO ROUNDING * LESS THAN $500

AS OF 30 SEP 00

FOREIGN MILITARY FINANCING PROGRAM (CONTINUED)

(DOLLARS IN THOUSANDS)

	FY 1950 FY 1990	FY 1991	FY 1992	FY 1993	FY 1994	FY 1995
AFRICA (CONTINUED)						
CAPE VERDE	-	1,860	225	-	-	-
PAYMENT WAIVED	-	1,860	225	-	-	-
CENTRAL AFRICAN REP	120	250	-	-	-	-
PAYMENT WAIVED	120	250	-	-	-	-
CHAD	3,792	854	-	-	-	-
PAYMENT WAIVED	3,792	854	-	-	-	-
COMOROS	85	-	-	-	-	-
PAYMENT WAIVED	85	-	-	-	-	-
CONGO (BRAZZAVILLE)	-	13	-	-	-	-
PAYMENT WAIVED	-	13	-	-	-	-
CONGO (KINSHASA)	134,536	-	-	-	-	-
PAYMENT WAIVED	2,986	-	-	-	-	-
DOD DIRECT	91,500	-	-	-	-	-
DOD GUARANTY	40,050	-	-	-	-	-
DJIBOUTI	2,076	1,505	-	-	-	-
PAYMENT WAIVED	2,076	1,505	-	-	-	-
EQUATORIAL GUINEA	319	-	-	-	-	-
PAYMENT WAIVED	319	-	-	-	-	-
ERITREA	-	-	-	-	200	460
PAYMENT WAIVED	-	-	-	-	200	460
ETHIOPIA	36,000	-	-	-	500	300
PAYMENT WAIVED	-	-	-	-	500	300
DOD DIRECT	36,000	-	-	-	-	-
GABON	15,315	242	-	-	-	-
PAYMENT WAIVED	115	242	-	-	-	-
DOD DIRECT	2,000	-	-	-	-	-
DOD GUARANTY	13,200	-	-	-	-	-
GAMBIA	50	500	100	1,300	-	-
PAYMENT WAIVED	50	500	100	1,300	-	-
GHANA	-	950	200	600	285	-
PAYMENT WAIVED	-	950	200	600	285	-

TOTALS MAY NOT ADD DUE TO ROUNDING * LESS THAN $500

AS OF 30 SEP 00

FOREIGN MILITARY FINANCING PROGRAM (CONTINUED)

(DOLLARS IN THOUSANDS)

FY 1996	FY 1997	FY 1998	FY 1999	FY 2000	FY 1950 FY 2000	
						AFRICA (CONTINUED)
-	-	-	-	-	2,085	CAPE VERDE
-	-	-	-	-	2,085	PAYMENT WAIVED
-	-	-	-	-	370	CENTRAL AFRICAN REP
-	-	-	-	-	370	PAYMENT WAIVED
-	-	-	-	-	4,646	CHAD
-	-	-	-	-	4,646	PAYMENT WAIVED
-	-	-	-	-	85	COMOROS
-	-	-	-	-	85	PAYMENT WAIVED
-	-	-	-	-	13	CONGO (BRAZZAVILLE)
-	-	-	-	-	13	PAYMENT WAIVED
-	-	-	-	-	134,536	CONGO (KINSHASA)
-	-	-	-	-	2,986	PAYMENT WAIVED
-	-	-	-	-	91,500	DOD DIRECT
-	-	-	-	-	40,050	DOD GUARANTY
-	-	-	-	-	3,581	DJIBOUTI
-	-	-	-	-	3,581	PAYMENT WAIVED
-	-	-	-	-	319	EQUATORIAL GUINEA
-	-	-	-	-	319	PAYMENT WAIVED
2,613	1,750	1,000	-	-	6,023	ERITREA
2,613	1,750	1,000	-	-	6,023	PAYMENT WAIVED
1,430	1,000	1,000	2,900	-	43,130	ETHIOPIA
1,430	1,000	1,000	2,900	-	7,130	PAYMENT WAIVED
-	-	-	-	-	36,000	DOD DIRECT
-	-	-	-	-	15,557	GABON
-	-	-	-	-	357	PAYMENT WAIVED
-	-	-	-	-	2,000	DOD DIRECT
-	-	-	-	-	13,200	DOD GUARANTY
-	-	-	-	-	1,950	GAMBIA
-	-	-	-	-	1,950	PAYMENT WAIVED
-	-	3,300	1,300	-	6,635	GHANA
-	-	3,300	1,300	-	6,635	PAYMENT WAIVED

TOTALS MAY NOT ADD DUE TO ROUNDING * LESS THAN $500

AS OF 30 SEP 00

FOREIGN MILITARY FINANCING PROGRAM (CONTINUED)

(DOLLARS IN THOUSANDS)

	FY 1950 FY 1990	FY 1991	FY 1992	FY 1993	FY 1994	FY 1995
AFRICA (CONTINUED)						
GUINEA	440	750	150	100	-	-
PAYMENT WAIVED	440	750	150	100	-	-
GUINEA-BISSAU	405	250	100	1,700	-	-
PAYMENT WAIVED	405	250	100	1,700	-	-
IVORY COAST	490	2,327	-	-	-	-
PAYMENT WAIVED	490	2,327	-	-	-	-
KENYA	158,379	-	-	-	-	-
PAYMENT WAIVED	379	-	-	-	-	-
DOD DIRECT	3,000	-	-	-	-	-
DOD GUARANTY	155,000	-	-	-	-	-
LESOTHO	-	200	-	-	-	-
PAYMENT WAIVED	-	200	-	-	-	-
LIBERIA	28,515	-	-	-	-	-
DOD DIRECT	4,851	-	-	-	-	-
DOD GUARANTY	23,664	-	-	-	-	-
MADAGASCAR	449	112	-	-	-	-
PAYMENT WAIVED	449	112	-	-	-	-
MALAWI	1,391	100	-	-	-	-
PAYMENT WAIVED	1,391 A/	100 B/	-	-	-	-
MALI	48	-	100	747	-	-
PAYMENT WAIVED	-	-	100	747	-	-
DOD DIRECT	48	-	-	-	-	-
MAURITIUS	-	650	-	-	-	-
PAYMENT WAIVED	-	650	-	-	-	-
MOZAMBIQUE	-	-	-	-	400	-
PAYMENT WAIVED	-	-	-	-	400	-
NAMIBIA	-	3,000	100	600	-	270
PAYMENT WAIVED	-	3,000	100	600	-	270
NIGER	7,393	2,576	600	600	-	-
PAYMENT WAIVED	1,893	2,576 A/	600	600	-	-
DOD GUARANTY	5,500	-	-	-	-	-

TOTALS MAY NOT ADD DUE TO ROUNDING * LESS THAN $500

AS OF 30 SEP 00

FOREIGN MILITARY FINANCING PROGRAM (CONTINUED)

(DOLLARS IN THOUSANDS)

FY 1996	FY 1997	FY 1998	FY 1999	FY 2000	FY 1950 FY 2000	
						AFRICA (CONTINUED)
-	-	-	-	-	1,440	GUINEA
-	-	-	-	-	1,440	PAYMENT WAIVED
-	-	-	-	-	2,455	GUINEA-BISSAU
-	-	-	-	-	2,455	PAYMENT WAIVED
-	-	1,200	500	-	4,517	IVORY COAST
-	-	1,200	500	-	4,517	PAYMENT WAIVED
-	-	-	-	-	158,379	KENYA
-	-	-	-	-	379	PAYMENT WAIVED
-	-	-	-	-	3,000	DOD DIRECT
-	-	-	-	-	155,000	DOD GUARANTY
-	-	-	-	-	200	LESOTHO
-	-	-	-	-	200	PAYMENT WAIVED
-	-	-	-	-	28,515	LIBERIA
-	-	-	-	-	4,851	DOD DIRECT
-	-	-	-	-	23,664	DOD GUARANTY
-	-	-	-	-	561	MADAGASCAR
-	-	-	-	-	561	PAYMENT WAIVED
-	569	900	-	-	2,960	MALAWI
-	569	900	-	-	2,960	PAYMENT WAIVED
-	-	1,600	600	-	3,095	MALI
-	-	1,600	600	-	3,047	PAYMENT WAIVED
-	-	-	-	-	48	DOD DIRECT
-	-	-	-	-	650	MAURITIUS
-	-	-	-	-	650	PAYMENT WAIVED
200	-	-	-	-	600	MOZAMBIQUE
200	-	-	-	-	600	PAYMENT WAIVED
400	-	-	-	-	4,370	NAMIBIA
400	-	-	-	-	4,370	PAYMENT WAIVED
-	-	-	-	-	11,169	NIGER
-	-	-	-	-	5,669	PAYMENT WAIVED
-	-	-	-	-	5,500	DOD GUARANTY

TOTALS MAY NOT ADD DUE TO ROUNDING * LESS THAN $500

AS OF 30 SEP 00

FOREIGN MILITARY FINANCING PROGRAM (CONTINUED)

(DOLLARS IN THOUSANDS)

	FY 1950 FY 1990	FY 1991	FY 1992	FY 1993	FY 1994	FY 1995
AFRICA (CONTINUED)						
NIGERIA	335	34	-	-	-	-
PAYMENT WAIVED	-	34	-	-	-	-
DOD DIRECT	335	-	-	-	-	-
RWANDA	1,635	219	-	525	-	300
PAYMENT WAIVED	135	219	-	525	-	300
DOD GUARANTY	1,500	-	-	-	-	-
SAO TOME & PRINCIPE	225	70	100	190	-	-
PAYMENT WAIVED	225	70	100	190	-	-
SENEGAL	9,853	5,000	5,000	2,700	-	-
PAYMENT WAIVED	1,853	5,000 A/	5,000	2,700	-	-
DOD GUARANTY	8,000	-	-	-	-	-
SEYCHELLES	65	340	40	110	-	-
PAYMENT WAIVED	65	340	40	110	-	-
SIERRA LEONE	313	2,675	60	-	-	-
PAYMENT WAIVED	313	2,675 A/	60	-	-	-
SOMALIA	55,066	-	-	-	-	-
DOD GUARANTY	55,066	-	-	-	-	-
SOUTH AFRICA	-	-	-	-	-	-
PAYMENT WAIVED	-	-	-	-	-	-
SUDAN	148,275	-	-	-	-	-
PAYMENT WAIVED	46,977 A/	-	-	-	-	-
DOD GUARANTY	101,297	-	-	-	-	-
TANZANIA	50	-	-	100	-	-
PAYMENT WAIVED	50	-	-	100	-	-
TOGO	190	158	-	-	-	-
PAYMENT WAIVED	190	158	-	-	-	-
UGANDA	40	-	30	425	-	-
PAYMENT WAIVED	40	-	30	425	-	-
ZAMBIA	-	-	150	300	-	-
PAYMENT WAIVED	-	-	150	300	-	-

TOTALS MAY NOT ADD DUE TO ROUNDING * LESS THAN $500

FOREIGN MILITARY FINANCING PROGRAM (CONTINUED)

(DOLLARS IN THOUSANDS)

FY 1996	FY 1997	FY 1998	FY 1999	FY 2000	FY 1950 FY 2000	
						AFRICA (CONTINUED)
-	-	-	-	10,000	10,369	NIGERIA
-	-	-	-	10,000	10,034	PAYMENT WAIVED
-	-	-	-	-	335	DOD DIRECT
400	-	-	-	-	3,079	RWANDA
400	-	-	-	-	1,579	PAYMENT WAIVED
-	-	-	-	-	1,500	DOD GUARANTY
-	-	-	-	-	585	SAO TOME & PRINCIPE
-	-	-	-	-	585	PAYMENT WAIVED
-	1,965	900	2,600	-	28,018	SENEGAL
-	1,965	900	2,600	-	20,018	PAYMENT WAIVED
-	-	-	-	-	8,000	DOD GUARANTY
-	-	-	-	-	555	SEYCHELLES
-	-	-	-	-	555	PAYMENT WAIVED
-	-	-	-	-	3,048	SIERRA LEONE
-	-	-	-	-	3,048	PAYMENT WAIVED
-	-	-	-	-	55,066	SOMALIA
-	-	-	-	-	55,066	DOD GUARANTY
-	-	350	300	250	900	SOUTH AFRICA
-	-	350	300	250	900	PAYMENT WAIVED
-	-	-	-	-	148,275	SUDAN
-	-	-	-	-	46,977	PAYMENT WAIVED
-	-	-	-	-	101,297	DOD GUARANTY
-	-	-	-	-	150	TANZANIA
-	-	-	-	-	150	PAYMENT WAIVED
-	-	-	-	-	348	TOGO
-	-	-	-	-	348	PAYMENT WAIVED
2,000	3,965	3,900	-	-	10,360	UGANDA
2,000	3,965	3,900	-	-	10,360	PAYMENT WAIVED
-	-	-	-	-	450	ZAMBIA
-	-	-	-	-	450	PAYMENT WAIVED

TOTALS MAY NOT ADD DUE TO ROUNDING * LESS THAN $500

FOREIGN MILITARY FINANCING PROGRAM (CONTINUED)

(DOLLARS IN THOUSANDS)

	FY 1950 FY 1990	FY 1991	FY 1992	FY 1993	FY 1994	FY 1995
AFRICA (CONTINUED)						
ZIMBABWE	-	1,100	250	890	-	-
PAYMENT WAIVED	-	1,100	250	890	-	-
WESTERN HEMISPHERE	1,470,439	203,224	110,416	61,361	12,227	16,998
PAYMENT WAIVED	222,752	180,279	110,416	61,361	12,227	16,998
DOD DIRECT	442,445	22,945	-	-	-	-
DOD GUARANTY	805,243	-	-	-	-	-
ANTIGUA & BARBUDA	780	630	870	80	37	40
PAYMENT WAIVED	780	630	870	80	37	40
ARGENTINA	175,879	3,500	1,000	-	-	-
PAYMENT WAIVED	-	3,500	1,000	-	-	-
DOD DIRECT	63,240	-	-	-	-	-
DOD GUARANTY	112,639	-	-	-	-	-
BAHAMAS	-	-	-	-	-	40
PAYMENT WAIVED	-	-	-	-	-	40
BARBADOS	620	1,220	850	80	37	95
PAYMENT WAIVED	620	1,220	850	80	37	95
BELIZE	-	500	500	500	160	-
PAYMENT WAIVED	-	500	500	500	160	-
BOLIVIA	61,228	35,000	25,000	18,595	2,967	3,229
PAYMENT WAIVED	38,228	35,000	25,000	18,595	2,967	3,229
DOD DIRECT	8,000	-	-	-	-	-
DOD GUARANTY	15,000	-	-	-	-	-
BOLIVIA - INTL NARC	1,000	-	-	-	-	-
PAYMENT WAIVED	1,000	-	-	-	-	-
BRAZIL	264,617	-	-	-	-	-
DOD DIRECT	111,303	-	-	-	-	-
DOD GUARANTY	153,315	-	-	-	-	-
CHILE	62,524	3,000	-	-	-	-
PAYMENT WAIVED	-	-	-	-	-	-
DOD DIRECT	58,490	3,000	-	-	-	-
DOD GUARANTY	4,034	-	-	-	-	-

TOTALS MAY NOT ADD DUE TO ROUNDING * LESS THAN $500

AS OF 30 SEP 00

FOREIGN MILITARY FINANCING PROGRAM (CONTINUED)

(DOLLARS IN THOUSANDS)

FY 1996	FY 1997	FY 1998	FY 1999	FY 2000	FY 1950 FY 2000	
						AFRICA (CONTINUED)
-	-	-	-	-	2,240	ZIMBABWE
-	-	-	-	-	2,240	PAYMENT WAIVED
2,000	2,000	5,350	6,640	4,000	1,894,656	WESTERN HEMISPHERE
2,000	2,000	5,350	6,640	4,000	624,023	PAYMENT WAIVED
-	-	-	-	-	465,390	DOD DIRECT
-	-	-	-	-	805,243	DOD GUARANTY
50	225	310	410	515	3,947	ANTIGUA & BARBUDA
50	225	310	410	515	3,947	PAYMENT WAIVED
-	-	1,250	1,850	450	183,929	ARGENTINA
-	-	1,250	1,850	450	8,050	PAYMENT WAIVED
-	-	-	-	-	63,240	DOD DIRECT
-	-	-	-	-	112,639	DOD GUARANTY
75	75	140	130	50	510	BAHAMAS
75	75	140	130	50	510	PAYMENT WAIVED
200	100	75	75	55	3,407	BARBADOS
200	100	75	75	55	3,407	PAYMENT WAIVED
75	75	100	100	100	2,110	BELIZE
75	75	100	100	100	2,110	PAYMENT WAIVED
-	-	-	-	250	146,269	BOLIVIA
-	-	-	-	250	123,269	PAYMENT WAIVED
-	-	-	-	-	8,000	DOD DIRECT
-	-	-	-	-	15,000	DOD GUARANTY
-	-	-	-	-	1,000	BOLIVIA - INTL NARC
-	-	-	-	-	1,000	PAYMENT WAIVED
-	-	-	-	-	264,617	BRAZIL
-	-	-	-	-	111,303	DOD DIRECT
-	-	-	-	-	153,315	DOD GUARANTY
-	-	300	400	-	66,224	CHILE
-	-	300	400	-	700	PAYMENT WAIVED
-	-	-	-	-	61,490	DOD DIRECT
-	-	-	-	-	4,034	DOD GUARANTY

TOTALS MAY NOT ADD DUE TO ROUNDING * LESS THAN $500

AS OF 30 SEP 00

FOREIGN MILITARY FINANCING PROGRAM (CONTINUED)

(DOLLARS IN THOUSANDS)

	FY 1950 FY 1990	FY 1991	FY 1992	FY 1993	FY 1994	FY 1995
WESTERN HEMISPHERE (CONTINUED)						
COLOMBIA	209,556	47,000	47,000	27,000	7,700	10,000
PAYMENT WAIVED	69,734	27,055	47,000	27,000	7,700	10,000
DOD DIRECT	22,223	19,945	-	-	-	-
DOD GUARANTY	117,600	-	-	-	-	-
COLOMBIA - INTL NARC	1,996	-	-	-	-	-
PAYMENT WAIVED	1,996	-	-	-	-	-
COSTA RICA	5,000	-	-	-	-	-
DOD GUARANTY	5,000	-	-	-	-	-
DOMINICA	700	530	470	110	37	40
PAYMENT WAIVED	700	530	470	110	37	40
DOMINICAN REPUBLIC	24,974	1,000	1,000	500	300	-
PAYMENT WAIVED	1,276	1,000	1,000	500	300	-
DOD DIRECT	3,500	-	-	-	-	-
DOD GUARANTY	20,198	-	-	-	-	-
ECUADOR	64,964	2,000	2,339	1,150	130	-
PAYMENT WAIVED	-	2,000	2,339	1,150	130	-
DOD DIRECT	8,466	-	-	-	-	-
DOD GUARANTY	56,498	-	-	-	-	-
ECUADOR - INTL NARC	485	-	-	-	-	-
PAYMENT WAIVED	485	-	-	-	-	-
EL SALVADOR	190,208	65,945	21,250	11,000	-	-
PAYMENT WAIVED	79,635	65,945 A/	21,250	11,000	-	-
DOD DIRECT	13,373	-	-	-	-	-
DOD GUARANTY	97,200	-	-	-	-	-
GRENADA	600	530	477	200	37	40
PAYMENT WAIVED	600	530	477	200	37	40
GUATEMALA	13,606	-	-	-	-	-
PAYMENT WAIVED	2,887	-	-	-	-	-
DOD DIRECT	9,327	-	-	-	-	-
DOD GUARANTY	1,391	-	-	-	-	-
GUYANA	-	-	-	-	180	-
PAYMENT WAIVED	-	-	-	-	180	-

TOTALS MAY NOT ADD DUE TO ROUNDING

* LESS THAN $500

AS OF 30 SEP 00

FOREIGN MILITARY FINANCING PROGRAM (CONTINUED)

(DOLLARS IN THOUSANDS)

FY 1996	FY 1997	FY 1998	FY 1999	FY 2000	FY 1950 FY 2000	
						WESTERN HEMISPHERE (CONTINUED)
-	-	-	-	-	348,256	COLOMBIA
-	-	-	-	-	188,489	PAYMENT WAIVED
-	-	-	-	-	42,168	DOD DIRECT
-	-	-	-	-	117,600	DOD GUARANTY
-	-	-	-	-	1,996	COLOMBIA - INTL NARC
-	-	-	-	-	1,996	PAYMENT WAIVED
-	-	-	-	-	5,000	COSTA RICA
-	-	-	-	-	5,000	DOD GUARANTY
50	100	115	145	150	2,447	DOMINICA
50	100	115	145	150	2,447	PAYMENT WAIVED
-	100	225	370	400	28,869	DOMINICAN REPUBLIC
-	100	225	370	400	5,171	PAYMENT WAIVED
-	-	-	-	-	3,500	DOD DIRECT
-	-	-	-	-	20,198	DOD GUARANTY
-	-	-	-	-	70,583	ECUADOR
-	-	-	-	-	5,619	PAYMENT WAIVED
-	-	-	-	-	8,466	DOD DIRECT
-	-	-	-	-	56,498	DOD GUARANTY
-	-	-	-	-	485	ECUADOR - INTL NARC
-	-	-	-	-	485	PAYMENT WAIVED
-	-	-	-	-	288,403	EL SALVADOR
-	-	-	-	-	177,830	PAYMENT WAIVED
-	-	-	-	-	13,373	DOD DIRECT
-	-	-	-	-	97,200	DOD GUARANTY
350	100	145	190	165	2,834	GRENADA
350	100	145	190	165	2,834	PAYMENT WAIVED
-	-	-	-	-	13,606	GUATEMALA
-	-	-	-	-	2,887	PAYMENT WAIVED
-	-	-	-	-	9,327	DOD DIRECT
-	-	-	-	-	1,391	DOD GUARANTY
75	-	100	100	100	555	GUYANA
75	-	100	100	100	555	PAYMENT WAIVED

TOTALS MAY NOT ADD DUE TO ROUNDING * LESS THAN $500

AS OF 30 SEP 00

FOREIGN MILITARY FINANCING PROGRAM (CONTINUED)

(DOLLARS IN THOUSANDS)

	FY 1950 FY 1990	FY 1991	FY 1992	FY 1993	FY 1994	FY 1995
WESTERN HEMISPHERE (CONTINUED)						
HAITI	2,598	1,500	-	-	-	3,000
PAYMENT WAIVED	498	1,500	-	-	-	3,000
DOD GUARANTY	2,100	-	-	-	-	-
HONDURAS	72,593	31,900	5,000	317	-	-
PAYMENT WAIVED	20,163	31,900	5,000	317	-	-
DOD DIRECT	3,000	-	-	-	-	-
DOD GUARANTY	49,430	-	-	-	-	-
JAMAICA	3,587	1,000	2,500	399	300	299
PAYMENT WAIVED	1,000	1,000	2,500	399	300	299
DOD GUARANTY	2,587	-	-	-	-	-
MEXICO	4,298	-	-	-	-	-
DOD DIRECT	4,298	-	-	-	-	-
NICARAGUA	8,000	-	-	-	-	-
DOD GUARANTY	8,000	-	-	-	-	-
PANAMA	22,328	-	-	-	-	-
PAYMENT WAIVED	-	-	-	-	-	-
DOD DIRECT	3,828	-	-	-	-	-
DOD GUARANTY	18,500	-	-	-	-	-
PARAGUAY	707	-	250	-	-	-
PAYMENT WAIVED	-	-	250	-	-	-
DOD DIRECT	318	-	-	-	-	-
DOD GUARANTY	389	-	-	-	-	-
PERU	131,540	-	-	-	-	-
DOD DIRECT	28,978	-	-	-	-	-
DOD GUARANTY	102,562	-	-	-	-	-
PERU - INTL NARC	1,000	5,879	-	-	-	-
PAYMENT WAIVED	1,000	5,879 B/	-	-	-	-
ST KITTS AND NEVIS	500	530	470	190	37	40
PAYMENT WAIVED	500	530	470	190	37	40
ST LUCIA	500	530	470	610	168	40
PAYMENT WAIVED	500	530	470	610	168	40

TOTALS MAY NOT ADD DUE TO ROUNDING * LESS THAN $500

AS OF 30 SEP 00

FOREIGN MILITARY FINANCING PROGRAM (CONTINUED)

(DOLLARS IN THOUSANDS)

FY 1996	FY 1997	FY 1998	FY 1999	FY 2000	FY 1950 FY 2000	
						WESTERN HEMISPHERE (CONTINUED)
-	225	650	300	300	8,573	HAITI
-	225	650	300	300	6,473	PAYMENT WAIVED
-	-	-	-	-	2,100	DOD GUARANTY
-	-	-	-	-	109,810	HONDURAS
-	-	-	-	-	57,380	PAYMENT WAIVED
-	-	-	-	-	3,000	DOD DIRECT
-	-	-	-	-	49,430	DOD GUARANTY
600	415	450	475	500	10,525	JAMAICA
600	415	450	475	500	7,938	PAYMENT WAIVED
-	-	-	-	-	2,587	DOD GUARANTY
-	-	-	-	-	4,298	MEXICO
-	-	-	-	-	4,298	DOD DIRECT
-	-	-	-	-	8,000	NICARAGUA
-	-	-	-	-	8,000	DOD GUARANTY
-	-	-	590	-	22,918	PANAMA
-	-	-	590	-	590	PAYMENT WAIVED
-	-	-	-	-	3,828	DOD DIRECT
-	-	-	-	-	18,500	DOD GUARANTY
-	-	-	-	-	957	PARAGUAY
-	-	-	-	-	250	PAYMENT WAIVED
-	-	-	-	-	318	DOD DIRECT
-	-	-	-	-	389	DOD GUARANTY
-	-	-	-	-	131,540	PERU
-	-	-	-	-	28,978	DOD DIRECT
-	-	-	-	-	102,562	DOD GUARANTY
-	-	-	-	-	6,879	PERU - INTL NARC
-	-	-	-	-	6,879	PAYMENT WAIVED
50	100	130	155	125	2,327	ST KITTS AND NEVIS
50	100	130	155	125	2,327	PAYMENT WAIVED
50	100	160	195	165	2,988	ST LUCIA
50	100	160	195	165	2,988	PAYMENT WAIVED

TOTALS MAY NOT ADD DUE TO ROUNDING * LESS THAN $500

AS OF 30 SEP 00

FOREIGN MILITARY FINANCING PROGRAM (CONTINUED)

(DOLLARS IN THOUSANDS)

	FY 1950 FY 1990	FY 1991	FY 1992	FY 1993	FY 1994	FY 1995
WESTERN HEMISPHERE (CONTINUED)						
ST VINCENT + GREN.	500	530	470	80	37	40
PAYMENT WAIVED	500	530	470	80	37	40
SURINAME	-	-	-	-	-	-
PAYMENT WAIVED	-	-	-	-	-	-
TRINIDAD + TOBAGO	650	500	500	550	100	95
PAYMENT WAIVED	650	500	500	550	100	95
URUGUAY	18,349	-	-	-	-	-
PAYMENT WAIVED	-	-	-	-	-	-
DOD DIRECT	8,349	-	-	-	-	-
DOD GUARANTY	10,000	-	-	-	-	-
VENEZUELA	124,551	-	-	-	-	-
DOD DIRECT	95,751	-	-	-	-	-
DOD GUARANTY	28,800	-	-	-	-	-
NON REGIONAL	29,651	27,573	27,855	26,156	23,491	22,145
PAYMENT WAIVED	29,651	27,573	27,855	25,956	23,491	22,145
DOD DIRECT	-	-	-	200	-	-
FMF ADMIN COSTS	29,651	27,573	27,855	26,156	23,491	22,145
PAYMENT WAIVED	29,651	27,573	27,855	25,956	23,491	22,145
DOD DIRECT	-	-	-	200	-	-
INTERNATL. ORG. AND VARIOUS	23,602	-	500	500	850	2,370
PAYMENT WAIVED	492	-	500	500	850	2,370
DOD DIRECT	23,110	-	-	-	-	-

TOTALS MAY NOT ADD DUE TO ROUNDING

* LESS THAN $500

AS OF 30 SEP 00

FOREIGN MILITARY FINANCING PROGRAM (CONTINUED)

(DOLLARS IN THOUSANDS)

FY 1996	FY 1997	FY 1998	FY 1999	FY 2000	FY 1950 FY 2000	
						WESTERN HEMISPHERE (CONTINUED)
50	100	110	130	125	2,172	ST VINCENT + GREN.
50	100	110	130	125	2,172	PAYMENT WAIVED
75	-	-	-	-	75	SURINAME
75	-	-	-	-	75	PAYMENT WAIVED
300	285	290	225	250	3,745	TRINIDAD + TOBAGO
300	285	290	225	250	3,745	PAYMENT WAIVED
-	-	800	800	300	20,249	URUGUAY
-	-	800	800	300	1,900	PAYMENT WAIVED
-	-	-	-	-	8,349	DOD DIRECT
-	-	-	-	-	10,000	DOD GUARANTY
-	-	-	-	-	124,551	VENEZUELA
-	-	-	-	-	95,751	DOD DIRECT
-	-	-	-	-	28,800	DOD GUARANTY
23,250	23,183	-	-	-	203,304	NON REGIONAL
23,250	23,183	-	-	-	203,104	PAYMENT WAIVED
-	-	-	-	-	200	DOD DIRECT
23,250	23,183	-	-	-	203,304	FMF ADMIN COSTS
23,250	23,183	-	-	-	203,104	PAYMENT WAIVED
-	-	-	-	-	200	DOD DIRECT
1,400	-	-	-	-	29,222	INTERNATL. ORG. AND VARIOUS
1,400	-	-	-	-	6,112	PAYMENT WAIVED
-	-	-	-	-	23,110	DOD DIRECT

TOTALS MAY NOT ADD DUE TO ROUNDING * LESS THAN $500

AS OF 30 SEP 00

A/ P.L. 101-513, SECTION 515(B), DATED NOVEMBER 5, 1990, DEOBLIGATED/REOBLIGATED FOREIGN MILITARY FINANCING GRANT AND DIRECT LOAN FUNDS AS FOLLOWS: SUDAN $3,022,790.00 IN FY 1982; MALAWI $700 THOUSAND IN FY 1990, FOR A TOTAL OF $3,722,790.00 IN GRANT DEOBLIGATIONS. THESE GRANT FUNDS WERE REOBLIGATED IN FY 1991 TO THE FOLLOWING COUNTRIES: NIGER $1,022,790.00; SENEGAL $2.0 MILLION; SIERRA LEONE $700 THOUSAND. DIRECT LOANS WERE DEOBLIGATED AS FOLLOWS: MALAYSIA $4.0 MILLION IN FY 1985, $1.484 MILLION IN FY 1986; PHILIPPINES $15.0 MILLION IN FY 1985, $14.355 MILLION IN FY 1986; TUNISIA $15.161 MILLION IN FY 1986, FOR A TOTAL OF $50.0 MILLION. THESE DIRECT LOAN FUNDS WERE REOBLIGATED TO TURKEY IN FY 1991.

B/ P.L. 102-391, DATED OCTOBER 6, 1992, RESCINDED A TOTAL OF $45.75 MILLION OF FOREIGN MILITARY FINANCING AND MAP MERGER FUNDS. FOREIGN MILITARY FINANCING GRANT FUNDS WERE RESCINDED IN FY 1991 AS FOLLOWS: EQUATORIAL GUINEA $390 THOUSAND; MALAWI $2.2 MILLION; PERU INTL NARC $11,538,261.23; PHILIPPINES $11,457,429.85, FOR A TOTAL OF $25.585 MILLION.

C/ EXCLUDES $50 MILLION FOR ISRAEL ANTI-TERRORISM AND $6.5 MILLION FOR DEMINING TRANSFERRED FROM THE NONPROLIFERATION, ANTI-TERRORISM, DEMINING AND RELATED PROGRAMS APPROPRIATION TO THE FOREIGN MILITARY FINANCING APPROPRIATION PURSUANT TO THE FY 1997 FOREIGN ASSISTANCE APPROPRIATIONS ACT, P.L.104-208.
EXCLUDES $2.4 MILLION FOR DEMINING TRANSFERRED FROM THE NONPROLIFERATION, ANTI-TERRORISM, DEMINING AND RELATED PROGRAMS APPROPRIATION TO THE FOREIGN MILITARY FINANCING APPROPRIATIONS PURSUANT TO THE FY 1998 FOREIGN ASSISTANCE APPROPRIATIONS ACT, P.L.105-118.

D/ IN FY 1994, P.L. 103-211 RESCINDED $91,721 THOUSAND OF FOREIGN MILITARY FINANCING AND MAP MERGER FUNDS INVOLVING 29 COUNTRIES AND INTERNATIONAL ORGANIZATIONS AS FOLLOWS: FOREIGN MILITARY FINANCING FUNDS OF $90,282 THOUSAND AND MAP MERGER FUNDS OF $439 THOUSAND. SECDEF MESSAGE DTG 261745Z APRIL 1994, SUBJECT: FY 1994 FOREIGN MILITARY FINANCING (FMF) RESCISSION, PROVIDES DETAILS REGARDING COUNTRIES AND FISCAL YEARS AFFECTED BY THIS RESCISSION.

E/ INCLUDES $1.5 BILLION FOR EGYPT AND $2.2 BILLION FOR ISRAEL AUTHORIZED BY P.L. 36-38 (SUPPLEMENTAL APPROPRIATIONS ACT, JULY 25, 1979).

F/ INCLUDES $500.0 MILLION AUTHORIZED BY P.L. 91-441 AND APPROPRIATED BY P.L. 91-665 (SUPPLEMENTAL APPROPRIATIONS ACT, JANUARY 8, 1971) AND $2,182,664 THOUSAND PURSUANT TO P.L. 93-199 (EMERGENCY SECURITY ASSISTANCE ACT, DECEMBER 26, 1973).

G/ EXCLUDES $13.0 MILLION OF FY 1991 GRANTS ORIGINALLY ALLOCATED TO EL SALVADOR WHICH WERE TRANSFERRED TO THE FUND FOR CEASE-FIRE MONITORING, DEMOBILIZATION, AND TRANSITION TO PEACE PURSUANT TO SECTION 531(F) OF P.L. 101-513.

PAGE INTENTIONALLY LEFT BLANK

COMMERCIAL EXPORTS LICENSED UNDER ARMS EXPORT CONTROL ACT

(DOLLARS IN THOUSANDS)

	FY 1950 FY 1990	FY 1991	FY 1992	FY 1993	FY 1994	FY 1995
WORLDWIDE	53,524,558	5,165,782	2,667,219	3,808,085	3,339,128	3,172,773
EAST ASIA AND PACIFIC	16,270,007	1,835,825	969,764	870,094	814,704	1,054,284
AUSTRALIA	2,129,262	71,292	49,474	136,150	28,842	60,539
BRUNEI	16,047	1,122	558	294	21	20,325
CAMBODIA	5	-	-	-	-	-
CANTON & ENDERBURY I	6	-	-	-	-	-
CHINA	183,225	2,594	436	-	66	200
FIJI	901	5	-	*	679	10
FRENCH POLYNESIA(FR)	591	15	*	65	1	11,031
HONG KONG	208,725	3,875	2,214	1,255	771	1,018
INDONESIA	220,746	6,762	18,134	4,025	9,335	8,185
JAPAN	7,656,183	770,563	619,327	220,064	379,550	744,937
KIRIBATI(GILBERT IS)	3,396	-	-	-	-	-
KOREA (SEOUL)	2,171,074	612,714	82,441	121,794	88,724	61,574
LAOS	4	-	-	-	-	-
MACAU	390	13	46	77	178	54
MALAYSIA	511,851	16,897	3,100	7,458	6,311	11,813
MYANMAR	19,472	-	-	-	-	-
NAURU	236	-	-	-	-	-
NEW CALEDONIA (FR)	3,220	37	81	52	33	11
NEW ZEALAND	221,574	9,731	9,049	1,866	2,070	4,627
NIUE	107	-	-	-	-	-
NORFOLK ISLAND(AUST)	*	-	-	-	-	-
PAPUA NEW GUINEA	900	214	1,319	234	14	-
PITCAIRN (UK)	*	-	-	-	-	-
REP OF PHILIPPINES	131,956	1,325	1,915	723	1,329	1,706
SINGAPORE	782,575	74,010	53,593	16,437	14,880	40,038
SOLOMON ISLANDS	125	-	10	-	-	169
TAIWAN	1,558,050	160,041	95,610	346,026	261,869	27,760
THAILAND	449,233	104,610	32,457	13,570	20,027	60,277
TOKELAU	18	-	-	-	-	-
TONGA	39	5	-	3	-	-
TUVALU	9	-	-	-	-	-
VANUATU	15	-	-	-	-	-
VIETNAM	66	-	-	-	4	10
WESTERN SAMOA	4	-	-	-	-	-
NEAR EAST AND SOUTH ASIA	11,021,185	445,153	186,412	145,787	193,661	111,912
AFGHANISTAN	597	-	-	-	-	-
ALGERIA	98,441	1,372	1,311	368	2,774	9,055
BAHRAIN	22,855	677	817	85	1,370	1,853
BANGLADESH	15,325	1,309	137	200	196	224
BHUTAN	211	-	30	-	-	-
BR INDIAN OCEAN TERR	353	-	-	-	-	-
EGYPT	876,942	75,591	31,043	18,684	9,610	10,264

TOTALS MAY NOT ADD DUE TO ROUNDING * LESS THAN $500

AS OF 30 SEP 00

COMMERCIAL EXPORTS LICENSED UNDER ARMS EXPORT CONTROL ACT

(DOLLARS IN THOUSANDS)

FY 1996	FY 1997	FY 1998	FY 1999	FY 2000	FY 1950 FY 2000	
1,562,704	1,818,273	2,044,935	654,253	477,639	78,235,349	WORLDWIDE
597,902	718,846	618,427	186,535	106,931	24,043,319	EAST ASIA AND PACIFIC
56,702	61,484	71,076	18,650	10,923	2,694,394	AUSTRALIA
1,007	20,906	21,369	337	45	82,031	BRUNEI
-	39	-	-	-	44	CAMBODIA
-	-	-	-	-	6	CANTON & ENDERBURY I
204	111	389	-	-	187,226	CHINA
11	-	-	-	-	1,606	FIJI
4	1	-	-	-	11,710	FRENCH POLYNESIA(FR)
1,525	284	1,388	1,103	393	222,551	HONG KONG
10,883	4,442	4,349	630	-	287,492	INDONESIA
373,423	249,298	249,498	118,542	64,663	11,446,047	JAPAN
-	-	-	-	-	3,396	KIRIBATI(GILBERT IS)
85,356	47,079	60,105	10,711	10,946	3,352,519	KOREA (SEOUL)
-	-	-	-	-	4	LAOS
20	49	30	74	2	933	MACAU
8,644	34,790	2,900	2,811	349	606,924	MALAYSIA
-	-	-	-	-	19,472	MYANMAR
-	-	-	-	2	238	NAURU
20	8	16	2	29	3,510	NEW CALEDONIA (FR)
4,688	7,525	6,766	2,130	284	270,310	NEW ZEALAND
-	-	-	-	-	107	NIUE
-	-	-	-	-	*	NORFOLK ISLAND(AUST)
204	1	76	58	28	3,049	PAPUA NEW GUINEA
-	-	-	-	-	*	PITCAIRN (UK)
2,308	559	1,583	815	867	145,086	REP OF PHILIPPINES
10,889	12,215	3,087	10,873	2,172	1,020,768	SINGAPORE
-	74	74	-	-	452	SOLOMON ISLANDS
20,392	261,136	173,055	15,500	15,392	2,934,831	TAIWAN
21,574	18,846	22,666	4,299	836	748,394	THAILAND
-	-	-	-	-	18	TOKELAU
46	-	-	-	-	94	TONGA
-	-	-	-	-	9	TUVALU
-	-	-	-	-	15	VANUATU
-	*	-	-	-	80	VIETNAM
-	-	-	-	-	4	WESTERN SAMOA
86,287	42,263	39,400	20,096	35,321	12,327,478	NEAR EAST AND SOUTH ASIA
-	-	-	-	-	597	AFGHANISTAN
20	37	375	-	-	113,753	ALGERIA
616	98	122	152	22	28,666	BAHRAIN
224	342	3,256	181	95	21,489	BANGLADESH
-	-	-	-	-	240	BHUTAN
-	-	-	-	-	353	BR INDIAN OCEAN TERR
3,523	5,009	2,395	623	3,796	1,037,480	EGYPT

TOTALS MAY NOT ADD DUE TO ROUNDING

* LESS THAN $500

AS OF 30 SEP 00

COMMERCIAL EXPORTS LICENSED UNDER ARMS EXPORT CONTROL ACT (CONTINUED)

(DOLLARS IN THOUSANDS)

	FY 1950 FY 1990	FY 1991	FY 1992	FY 1993	FY 1994	FY 1995
NEAR EAST AND SOUTH ASIA (CONTINUED)						
INDIA	296,858	62,210	4,503	10,440	97,367	-
IRAN	670,767	-	-	-	-	-
IRAQ	4,624	-	-	-	-	-
ISRAEL	6,030,294	169,133	27,872	41,799	33,968	34,706
JORDAN	341,398	901	1,966	1,322	1,010	1,911
KUWAIT	76,842	2,276	7,372	1,703	1,362	7,736
LEBANON	18,208	517	356	954	808	548
LIBYA	31,318	-	-	-	-	-
MALDIVES	218	36	318	36	40	12
MOROCCO	128,131	14,935	3,468	479	8,580	1,790
NEPAL	148	-	*	-	98	58
OMAN	38,351	2,841	1,544	1,709	1,272	1,575
PAKISTAN	351,972	25,272	8,162	4,789	1,781	6,286
QATAR	18,025	1,343	572	530	1,531	973
SAUDI ARABIA	1,738,353	66,688	88,853	53,185	7,746	27,110
SRI LANKA	6,409	319	844	332	249	694
SYRIA	1,529	-	-	-	-	-
TUNISIA	108,072	1,173	496	480	142	599
UNITED ARAB EMIRATES	144,413	17,771	6,747	8,682	22,919	6,344
YEMEN	532	790	3	12	838	171
EUROPE	19,948,095	1,491,975	465,681	525,518	757,528	558,141
ALBANIA	279	-	-	-	-	1
ANDORRA	59	98	19	2	-	5
AUSTRIA	88,827	3,947	7,483	1,142	2,749	2,852
AZERBAIJAN	-	-	-	-	-	-
BELGIUM	1,229,509	42,899	13,687	21,212	10,466	6,330
BOSNIA-HERZEGOVINA	-	-	-	-	-	-
BULGARIA	19	500	-	3	9	3
CROATIA	-	-	-	-	-	1
CYPRUS	2,417	513	105	399	309	404
CZECH REPUBLIC	-	2	45	38	849	546
CZECHOSLOVAKIA	-	2	317	108	-	-
DENMARK	301,086	7,548	9,386	32,262	25,716	2,054
ESTONIA	-	-	-	-	165	333
FAEROE ISLANDS	3	-	-	-	-	-
FINLAND	76,770	8,908	5,752	4,996	99,569	931
FRANCE	1,089,138	206,113	65,425	18,332	96,634	98,099
GEORGIA	-	-	-	-	-	-
GERMANY	3,588,631	173,628	66,887	115,440	238,993	36,386
GIBRALTAR (UK)	95	1	-	-	-	-
GREECE	1,723,580	17,581	18,494	5,366	4,152	16,159
HUNGARY	-	768	213	609	94	83

TOTALS MAY NOT ADD DUE TO ROUNDING * LESS THAN $500

AS OF 30 SEP 00

COMMERCIAL EXPORTS LICENSED UNDER ARMS EXPORT CONTROL ACT (CONTINUED)

(DOLLARS IN THOUSANDS)

FY 1996	FY 1997	FY 1998	FY 1999	FY 2000	FY 1950 FY 2000	
						NEAR EAST AND SOUTH ASIA (CONTINUED)
-	-	-	-	-	471,378	INDIA
-	-	-	-	-	670,767	IRAN
-	-	-	-	-	4,624	IRAQ
13,098	12,819	11,508	4,228	26,287	6,405,713	ISRAEL
3,972	873	330	169	64	353,917	JORDAN
3,730	287	4,305	3,937	25	109,576	KUWAIT
322	808	778	62	127	23,487	LEBANON
-	-	-	-	-	31,318	LIBYA
-	-	43	-	-	702	MALDIVES
173	354	1,617	14	20	159,560	MOROCCO
37	1,139	20	11	73	1,585	NEPAL
963	236	199	665	37	49,392	OMAN
4,224	2,223	346	-	-	405,054	PAKISTAN
596	306	323	682	1,795	26,676	QATAR
48,367	12,121	11,714	7,581	1,909	2,063,626	SAUDI ARABIA
1,010	659	294	150	-	10,959	SRI LANKA
-	-	-	-	-	1,529	SYRIA
423	733	184	242	136	112,679	TUNISIA
4,991	3,524	1,591	1,399	935	219,316	UNITED ARAB EMIRATES
-	693	-	-	-	3,039	YEMEN
432,006	358,593	919,413	192,081	168,621	25,817,651	EUROPE
-	-	-	-	-	280	ALBANIA
-	-	1	-	12	196	ANDORRA
2,748	1,148	2,606	786	539	114,828	AUSTRIA
38	-	-	-	-	38	AZERBAIJAN
16,607	13,652	9,118	5,766	4,188	1,373,435	BELGIUM
45	-	-	-	-	45	BOSNIA-HERZEGOVINA
5	-	15	721	523	1,799	BULGARIA
103	59	-	751	-	913	CROATIA
149	68	2	13	-	4,379	CYPRUS
230	258	76	37,571	23,300	62,914	CZECH REPUBLIC
-	-	-	-	-	427	CZECHOSLOVAKIA
26,120	4,216	3,991	1,215	522	414,116	DENMARK
19	-	*	-	-	518	ESTONIA
-	-	-	-	-	3	FAEROE ISLANDS
2,736	1,307	139,408	16,203	469	357,048	FINLAND
119,738	8,179	18,646	6,874	6,330	1,733,509	FRANCE
66	66	-	-	625	757	GEORGIA
38,662	28,820	41,403	12,032	7,728	4,348,611	GERMANY
-	-	-	-	-	96	GIBRALTAR (UK)
3,667	2,450	13,626	32,044	2,647	1,839,766	GREECE
29	6	30	39	4	1,875	HUNGARY

TOTALS MAY NOT ADD DUE TO ROUNDING

* LESS THAN $500

AS OF 30 SEP 00

COMMERCIAL EXPORTS LICENSED UNDER ARMS EXPORT CONTROL ACT (CONTINUED)

(DOLLARS IN THOUSANDS)

	FY 1950 FY 1990	FY 1991	FY 1992	FY 1993	FY 1994	FY 1995
EUROPE (CONTINUED)						
ICELAND	1,172	49	13	4	21	5
IRELAND	7,644	149	214	346	687	471
ITALY	2,387,990	185,665	53,694	34,679	53,196	37,566
KAZAKHSTAN	-	-	-	-	3	55
LATVIA	-	-	-	-	-	6
LIECHTENSTEIN	104	14	-	7	2	-
LITHUANIA	-	-	-	-	*	-
LUXEMBOURG	81,361	16,125	7,904	3,050	111	338
MACEDONIA (FYROM)	-	-	-	-	-	-
MALTA	229	7	-	57	5	61
MOLDOVA	-	-	-	-	-	13
MONACO	252	21	12	47	-	8
NETHERLANDS	1,129,292	54,295	27,991	7,861	5,730	6,148
NORWAY	623,550	42,499	9,651	13,914	42,625	9,980
POLAND	797	-	27	88	661	100
PORTUGAL	153,648	11,075	8,053	3,151	1,897	2,491
ROMANIA	5,152	-	-	-	11	30
RUSSIA	-	-	17	75	526	7,079
SAN MARINO	6	-	-	-	-	-
SLOVAKIA	-	-	273	22	30	117
SLOVENIA	-	-	-	-	141	-
SPAIN	886,200	47,779	36,768	50,190	19,695	36,328
SVALBARD & JAN MAYEN	3,394	107	42	-	-	-
SWEDEN	735,138	39,078	18,704	6,163	14,109	5,571
SWITZERLAND	804,316	96,667	9,158	1,847	10,219	3,688
TURKEY	820,611	79,922	37,673	122,481	14,824	176,764
TURKMENISTAN	-	-	-	-	*	-
UKRAINE	-	-	-	-	6	35
UNION OF SOV SOC REP	21	-	-	-	-	-
UNITED KINGDOM	4,073,876	454,386	67,677	81,625	113,322	107,095
UZBEKISTAN	-	-	-	-	-	4
YUGOSLAVIA	132,929	1,629	-	-	-	-
AFRICA	297,267	15,835	4,490	1,721	525	3,645
ANGOLA	82	-	-	8	19	10
BENIN	1	-	-	34	-	-
BOTSWANA	29,473	2,325	1,417	16	1	27
BURKINA FASO	1,093	-	-	-	-	-
BURUNDI	535	24	4	-	-	38
CAMEROON	17,723	-	10	-	*	18
CAPE VERDE	1	-	-	-	-	-
CENTRAL AFRICAN REP	91	5	-	-	-	-
CHAD	25,282	1	1	-	-	-
COMOROS	-	17	-	-	-	-

TOTALS MAY NOT ADD DUE TO ROUNDING

* LESS THAN $500

AS OF 30 SEP 00

COMMERCIAL EXPORTS LICENSED UNDER ARMS EXPORT CONTROL ACT (CONTINUED)

(DOLLARS IN THOUSANDS)

FY 1996	FY 1997	FY 1998	FY 1999	FY 2000	FY 1950 FY 2000	
						EUROPE (CONTINUED)
17	12	8	5	1	1,307	ICELAND
3,288	62	209	394	212	13,676	IRELAND
33,923	16,797	20,799	6,346	5,627	2,836,282	ITALY
6,559	51	-	-	-	6,668	KAZAKHSTAN
2	-	-	-	-	8	LATVIA
-	-	-	-	-	127	LIECHTENSTEIN
5	-	-	-	-	6	LITHUANIA
1,388	475	611	297	292	111,952	LUXEMBOURG
16	-	-	-	46	62	MACEDONIA (FYROM)
-	-	1	-	-	361	MALTA
2	-	-	-	-	15	MOLDOVA
2	17	4	2	-	365	MONACO
9,992	17,377	10,144	4,703	3,085	1,276,619	NETHERLANDS
5,803	11,415	3,716	1,841	897	765,890	NORWAY
914	195	195	546	921	4,445	POLAND
6,720	970	1,509	819	11,912	202,247	PORTUGAL
654	18,522	49	189	169	24,776	ROMANIA
2,132	285	12	34	-	10,161	RUSSIA
-	-	-	-	-	6	SAN MARINO
230	98	-	-	-	771	SLOVAKIA
8	150	5	797	-	1,101	SLOVENIA
14,961	15,175	16,529	4,299	4,443	1,132,366	SPAIN
-	-	-	-	-	3,543	SVALBARD & JAN MAYEN
20,687	12,399	15,177	12,657	21,625	901,307	SWEDEN
5,976	2,018	3,737	2,352	1,282	941,258	SWITZERLAND
71,705	107,113	567,150	7,751	36,464	2,042,457	TURKEY
*	-	-	-	625	625	TURKMENISTAN
9	5	-	-	-	55	UKRAINE
-	-	-	-	-	21	UNION OF SOV SOC REP
36,049	95,222	50,636	35,034	34,133	5,149,056	UNITED KINGDOM
-	6	-	-	-	10	UZBEKISTAN
-	-	-	-	-	134,557	YUGOSLAVIA
7,264	5,030	1,819	242	921	338,758	AFRICA
-	12	1	-	-	133	ANGOLA
1	-	-	-	-	35	BENIN
175	78	650	10	226	34,398	BOTSWANA
-	2	1	-	-	1,096	BURKINA FASO
9	-	-	-	-	610	BURUNDI
5	-	18	1	-	17,775	CAMEROON
-	-	-	-	-	1	CAPE VERDE
-	-	-	-	-	96	CENTRAL AFRICAN REP
-	-	-	-	-	25,283	CHAD
-	-	-	-	-	17	COMOROS

TOTALS MAY NOT ADD DUE TO ROUNDING

* LESS THAN $500

AS OF 30 SEP 00

COMMERCIAL EXPORTS LICENSED UNDER ARMS EXPORT CONTROL ACT (CONTINUED)

(DOLLARS IN THOUSANDS)

	FY 1950 FY 1990	FY 1991	FY 1992	FY 1993	FY 1994	FY 1995
AFRICA (CONTINUED)						
CONGO (BRAZZAVILLE)	124	-	-	-	29	3
CONGO (KINSHASA)	6,613	-	-	-	-	-
DJIBOUTI	4,180	-	19	*	-	-
EQUATORIAL GUINEA	*	-	-	-	-	-
ERITREA	-	-	-	-	-	341
ETHIOPIA	3,856	-	-	-	156	92
GABON	5,370	-	7	52	3	1
GAMBIA	387	-	-	-	-	16
GHANA	930	57	4	35	-	6
GUINEA	436	42	231	-	-	-
GUINEA-BISSAU	33	-	-	-	-	-
IVORY COAST	1,374	42	2	3	8	7
KENYA	20,836	94	28	218	23	419
LESOTHO	33	-	-	-	-	-
LIBERIA	2,559	-	-	-	-	-
MADAGASCAR	807	-	2	-	*	-
MALAWI	11	-	-	-	-	-
MALI	34	2	1	1	-	1
MAURITANIA	687	16	2	-	-	-
MAURITIUS	413	4	171	-	4	225
MOZAMBIQUE	830	385	59	*	-	-
NAMIBIA	1,139	153	103	240	16	38
NIGER	3,898	1	-	27	2	1
NIGERIA	111,493	2,399	1,807	1,001	14	25
REUNION (FR)	81	28	-	-	-	-
RWANDA	10	-	-	-	-	-
SENEGAL	405	125	343	-	27	-
SEYCHELLES	42	-	-	-	-	-
SIERRA LEONE	58	20	4	-	-	-
SOMALIA	2,163	-	-	-	-	-
SOUTH AFRICA	26,937	-	-	-	132	1,209
ST HELENA (UK)	*	*	-	-	-	-
SUDAN	15,803	15	41	-	-	-
SWAZILAND	113	8	4	-	-	-
TANZANIA	3,638	91	3	1	2	2
TOGO	1,570	90	-	20	-	-
UGANDA	943	9,707	18	20	18	1
WESTERN SAHARA	21	-	-	-	-	-
ZAMBIA	3,015	57	39	21	16	1,093
ZIMBABWE	2,145	128	169	25	52	71
WESTERN HEMISPHERE	3,974,497	340,570	146,023	44,806	235,653	490,612
ANGUILLA	205	-	-	6	-	-
ANTIGUA & BARBUDA	79	-	1	1	-	1

TOTALS MAY NOT ADD DUE TO ROUNDING

* LESS THAN $500

AS OF 30 SEP 00

COMMERCIAL EXPORTS LICENSED UNDER ARMS EXPORT CONTROL ACT (CONTINUED)

(DOLLARS IN THOUSANDS)

FY 1996	FY 1997	FY 1998	FY 1999	FY 2000	FY 1950 FY 2000	
						AFRICA (CONTINUED)
-	-	-	-	-	156	CONGO (BRAZZAVILLE)
-	-	-	-	-	6,613	CONGO (KINSHASA)
-	-	-	-	-	4,199	DJIBOUTI
-	-	-	-	-	*	EQUATORIAL GUINEA
-	7	7	-	-	356	ERITREA
-	10	-	-	-	4,115	ETHIOPIA
12	9	-	-	-	5,453	GABON
-	-	-	-	-	403	GAMBIA
-	3,284	1	-	-	4,318	GHANA
-	-	-	-	-	709	GUINEA
-	-	-	-	-	33	GUINEA-BISSAU
16	13	-	-	-	1,465	IVORY COAST
19	128	68	5	300	22,138	KENYA
-	-	-	-	-	33	LESOTHO
-	-	-	-	-	2,559	LIBERIA
-	-	-	-	-	809	MADAGASCAR
-	-	*	-	-	11	MALAWI
-	-	-	-	-	38	MALI
85	-	-	-	-	790	MAURITANIA
7	2	-	-	4	831	MAURITIUS
-	-	-	-	-	1,274	MOZAMBIQUE
6	194	22	-	28	1,938	NAMIBIA
1	1	1	-	-	3,930	NIGER
3,318	*	-	-	2	120,059	NIGERIA
-	-	-	-	-	109	REUNION (FR)
-	-	-	-	-	10	RWANDA
-	14	4	-	-	918	SENEGAL
-	-	-	-	-	42	SEYCHELLES
-	-	-	-	-	82	SIERRA LEONE
-	-	-	-	-	2,163	SOMALIA
1,863	1,161	915	176	240	32,632	SOUTH AFRICA
-	-	-	-	-	1	ST HELENA (UK)
-	-	-	-	-	15,859	SUDAN
-	-	-	-	-	126	SWAZILAND
3	69	58	48	-	3,915	TANZANIA
50	-	-	-	-	1,729	TOGO
63	-	-	-	-	10,771	UGANDA
-	-	-	-	-	21	WESTERN SAHARA
1,595	3	*	-	-	5,839	ZAMBIA
36	45	72	2	121	2,865	ZIMBABWE
161,467	56,334	71,411	58,980	43,921	5,624,276	WESTERN HEMISPHERE
-	-	-	-	-	211	ANGUILLA
1	-	8	177	1	269	ANTIGUA & BARBUDA

TOTALS MAY NOT ADD DUE TO ROUNDING

* LESS THAN $500

AS OF 30 SEP 00

COMMERCIAL EXPORTS LICENSED UNDER ARMS EXPORT CONTROL ACT (CONTINUED)

(DOLLARS IN THOUSANDS)

	FY 1950 FY 1990	FY 1991	FY 1992	FY 1993	FY 1994	FY 1995
WESTERN HEMISPHERE (CONTINUED)						
ARGENTINA	175,842	4,035	3,123	1,353	19,219	1,888
ARUBA	-	-	-	7	5	5
BAHAMAS	1,118	3,603	173	202	17	-
BARBADOS	880	69	137	20	33	67
BELIZE	773	15	40	17	29	41
BERMUDA	2,711	30	63	13	83	22
BOLIVIA	8,514	1,753	350	86	113	8,535
BR VIRGIN ISLAND(UK)	354	10	*	-	3	-
BRAZIL	357,683	8,951	10,028	6,974	124,123	5,730
CANADA	1,680,982	141,646	1,526	3,158	15,719	884
CAYMAN ISLANDS (UK)	1,788	30	95	15	8	17
CHILE	14,493	738	1,901	3,405	1,404	2,446
COLOMBIA	103,869	1,077	2,164	10,808	2,341	8,943
COSTA RICA	12,198	494	213	301	379	610
DOMINICA	1,118	-	3	1	1	*
DOMINICAN REPUBLIC	9,794	228	113	637	1,952	95
ECUADOR	55,221	12,608	2,897	1,653	529	3,503
EL SALVADOR	12,325	140	297	109	1,944	641
FALKLAND ISLANDS(UK)	414	-	-	-	-	-
FRENCH GUIANA (FR)	606,731	118,525	100,855	355	6,424	2,295
GREENLAND (DEN)	43	-	-	-	-	27
GRENADA	73	4	-	12	*	-
GUADELOUPE (FR)	32	-	-	-	-	-
GUATEMALA	16,071	257	132	21	1,496	445,182
GUYANA	16,898	5	7	5	85	44
HAITI	2,625	135	*	-	-	489
HONDURAS	17,110	245	594	152	344	437
JAMAICA	4,043	540	362	215	455	124
MARTINIQUE (FR)	34	*	-	-	4	-
MEXICO	201,642	30,818	12,893	11,459	54,479	1,990
MONTSERRAT (UK)	12	-	5	-	-	-
NETH ANTILLES (NE)	2,637	183	42	64	48	*
NICARAGUA	4,309	-	206	43	1,255	-
PANAMA	54,437	644	214	410	354	455
PARAGUAY	29,357	234	131	172	55	233
PERU	138,751	668	947	594	203	2,643
ST KITTS AND NEVIS	3	-	-	12	1	1
ST LUCIA	43	-	7	-	5	8
ST PIERRE + MIQUELON	2	-	-	-	-	-
ST VINCENT + GREN.	13	-	-	-	-	105
SURINAME	441	1	21	1	1	61
TRINIDAD + TOBAGO	4,373	82	117	49	117	1,574
TURKS & CAICOS (UK)	58	4	*	-	3	*
URUGUAY	6,372	772	2,128	808	517	218

TOTALS MAY NOT ADD DUE TO ROUNDING * LESS THAN $500

AS OF 30 SEP 00

COMMERCIAL EXPORTS LICENSED UNDER ARMS EXPORT CONTROL ACT (CONTINUED)

(DOLLARS IN THOUSANDS)

FY 1996	FY 1997	FY 1998	FY 1999	FY 2000	FY 1950 FY 2000	WESTERN HEMISPHERE (CONTINUED)
2,169	2,743	1,312	485	1,064	213,234	ARGENTINA
11	-	15	-	-	43	ARUBA
25	2	1	1,658	41	6,841	BAHAMAS
39	23	15	9	-	1,293	BARBADOS
38	27	208	-	25	1,213	BELIZE
10	7	-	-	-	2,940	BERMUDA
1,098	130	684	-	14	21,277	BOLIVIA
1	4	-	-	288	660	BR VIRGIN ISLAND(UK)
3,629	8,726	6,530	1,831	2,034	536,238	BRAZIL
211	1,201	1,551	1,758	25,016	1,873,651	CANADA
-	3	7	-	5	1,967	CAYMAN ISLANDS (UK)
1,365	1,513	3,333	2,096	2,405	35,098	CHILE
6,623	11,809	42,699	996	1,155	192,483	COLOMBIA
332	226	326	179	985	16,243	COSTA RICA
-	-	-	-	-	1,123	DOMINICA
72	104	206	68	348	13,618	DOMINICAN REPUBLIC
2,072	1,864	2,964	705	41	84,058	ECUADOR
2,498	666	132	161	102	19,014	EL SALVADOR
-	-	-	-	-	414	FALKLAND ISLANDS(UK)
110,983	15,418	1,550	161	1,109	964,407	FRENCH GUIANA (FR)
-	14	-	2	-	86	GREENLAND (DEN)
-	10	*	-	40	139	GRENADA
-	-	-	-	-	32	GUADELOUPE (FR)
40	313	300	26	399	464,236	GUATEMALA
14	26	49	3	101	17,238	GUYANA
87	55	12	-	31	3,434	HAITI
172	30	278	6	13	19,381	HONDURAS
65	81	47	74	191	6,198	JAMAICA
-	-	-	-	-	38	MARTINIQUE (FR)
13,505	3,737	5,193	5,521	7,649	348,886	MEXICO
3	-	-	-	-	20	MONTSERRAT (UK)
18	40	114	-	17	3,163	NETH ANTILLES (NE)
11	78	1	-	-	5,903	NICARAGUA
37	2,208	265	39	54	59,118	PANAMA
11,367	28	111	93	-	41,781	PARAGUAY
1,345	128	39	35	120	145,473	PERU
5	3	3	1	-	29	ST KITTS AND NEVIS
4	13	6	-	116	202	ST LUCIA
-	-	-	-	-	2	ST PIERRE + MIQUELON
1	2	*	-	-	121	ST VINCENT + GREN.
94	6	2	11	14	653	SURINAME
42	102	115	213	4	6,787	TRINIDAD + TOBAGO
-	-	1	-	1	68	TURKS & CAICOS (UK)
168	146	152	706	156	12,144	URUGUAY

TOTALS MAY NOT ADD DUE TO ROUNDING

* LESS THAN $500

AS OF 30 SEP 00

COMMERCIAL EXPORTS LICENSED UNDER ARMS EXPORT CONTROL ACT (CONTINUED)

(DOLLARS IN THOUSANDS)

	FY 1950 FY 1990	FY 1991	FY 1992	FY 1993	FY 1994	FY 1995
WESTERN HEMISPHERE (CONTINUED)						
VENEZUELA	428,027	12,026	4,239	1,665	1,903	1,296
NON REGIONAL	1,136,992	1,007,848	886,577	2,217,149	1,294,090	875,290
CLASSIFIED TOTALS A/	1,136,992	1,007,848	886,577	2,217,149	1,294,090	875,290
INTERNATL. ORG. AND VARIOUS	876,515	28,575	8,272	3,010	42,967	78,890

NOTE: THIS TABLE SHOWS THE TOTAL DOLLAR VALUE OF EXPORTS MADE AGAINST LICENSES GRANTED BY THE DEPARTMENT OF STATE FOR THE EXPORT OF DEFENSE ARTICLES TO FOREIGN GOVERNMENTS BY U.S. COMMERCIAL ENTITIES. THESE DATA ARE COMPILED BY THE OFFICE OF DEFENSE TRADE CONTROLS, DEPARTMENT OF STATE, FROM INFORMATION PROVIDED BY THE U.S. CUSTOMS SERVICE.

A/ FOR FURTHER INFORMATION, SEE THE CLASSIFIED ANNEX TO THE CONGRESSIONAL PRESENTATION DOCUMENT FOR FOREIGN OPERATIONS.

TOTALS MAY NOT ADD DUE TO ROUNDING * LESS THAN $500

AS OF 30 SEP 00

COMMERCIAL EXPORTS LICENSED UNDER ARMS EXPORT CONTROL ACT (CONTINUED)

(DOLLARS IN THOUSANDS)

FY 1996	FY 1997	FY 1998	FY 1999	FY 2000	FY 1950 FY 2000	
						WESTERN HEMISPHERE (CONTINUED)
3,311	4,852	3,181	41,966	382	502,849	VENEZUELA
274,256	635,013	392,742	195,703	120,981	9,036,641	NON REGIONAL
274,256	635,013	392,742	195,703	120,981	9,036,641	CLASSIFIED TOTALS A/
3,523	2,193	1,723	616	943	1,047,226	INTERNATL. ORG. AND VARIOUS

TOTALS MAY NOT ADD DUE TO ROUNDING

* LESS THAN $500

AS OF 30 SEP 00

MAP MERGER FUNDS

(DOLLARS IN THOUSANDS)

	FY 1950 FY 1990	FY 1991	FY 1992	FY 1993	FY 1994	FY 1995
WORLDWIDE	4,572,013	-	-	-	-	-
EAST ASIA AND PACIFIC	594,901	-	-	-	-	-
FIJI	287	-	-	-	-	-
INDONESIA	11,000	-	-	-	-	-
REP OF PHILIPPINES	462,387	-	-	-	-	-
THAILAND	121,227	-	-	-	-	-
NEAR EAST AND SOUTH ASIA	423,991	-	-	-	-	-
JORDAN	66,337	-	-	-	-	-
MOROCCO	198,123	-	-	-	-	-
NEPAL	500	-	-	-	-	-
TUNISIA	143,996	-	-	-	-	-
YEMEN	15,035	-	-	-	-	-
EUROPE	1,688,354	-	-	-	-	-
FINLAND	300	-	-	-	-	-
GREECE	60,000	-	-	-	-	-
PORTUGAL	372,990 B/	-	-	-	-	-
TURKEY	1,255,064	-	-	-	-	-
AFRICA	546,594	-	-	-	-	-
BOTSWANA	11,997	-	-	-	-	-
CAMEROON	473	-	-	-	-	-
CAPE VERDE	35	-	-	-	-	-
CENTRAL AFRICAN REP	578	-	-	-	-	-
CHAD	29,119	-	-	-	-	-
CONGO (KINSHASA) B/	37,096 A/	-	-	-	-	-
DJIBOUTI	10,639	-	-	-	-	-
EQUATORIAL GUINEA	1,480	-	-	-	-	-
GAMBIA	654	-	-	-	-	-
GHANA	425	-	-	-	-	-
GUINEA	8,064	-	-	-	-	-
GUINEA-BISSAU	824	-	-	-	-	-
IVORY COAST	1,000	-	-	-	-	-
KENYA B/	97,589	-	-	-	-	-
LIBERIA	39,147	-	-	-	-	-
MADAGASCAR	4,034	-	-	-	-	-
MALAWI	4,633	-	-	-	-	-
MALI	700	-	-	-	-	-
MAURITANIA	1,596	-	-	-	-	-
NIGER	17,143	-	-	-	-	-
RWANDA	750	-	-	-	-	-
SAO TOME & PRINCIPE	315	-	-	-	-	-
SENEGAL	13,558	-	-	-	-	-
SEYCHELLES	225	-	-	-	-	-

TOTALS MAY NOT ADD DUE TO ROUNDING * LESS THAN $500

AS OF 30 SEP 00

MAP MERGER FUNDS

(DOLLARS IN THOUSANDS)

FY 1996	FY 1997	FY 1998	FY 1999	FY 2000	FY 1950 FY 2000		
-	-	-	-	-	4,572,013	C/D/	WORLDWIDE
-	-	-	-	-	594,901		EAST ASIA AND PACIFIC
-	-	-	-	-	287		FIJI
-	-	-	-	-	11,000		INDONESIA
-	-	-	-	-	462,387		REP OF PHILIPPINES
-	-	-	-	-	121,227		THAILAND
-	-	-	-	-	423,991		NEAR EAST AND SOUTH ASIA
-	-	-	-	-	66,337		JORDAN
-	-	-	-	-	198,123		MOROCCO
-	-	-	-	-	500		NEPAL
-	-	-	-	-	143,996		TUNISIA
-	-	-	-	-	15,035		YEMEN
-	-	-	-	-	1,688,354		EUROPE
-	-	-	-	-	300		FINLAND
-	-	-	-	-	60,000		GREECE
-	-	-	-	-	372,990		PORTUGAL
-	-	-	-	-	1,255,064		TURKEY
-	-	-	-	-	546,594		AFRICA
-	-	-	-	-	11,997		BOTSWANA
-	-	-	-	-	473		CAMEROON
-	-	-	-	-	35		CAPE VERDE
-	-	-	-	-	578		CENTRAL AFRICAN REP
-	-	-	-	-	29,119		CHAD
-	-	-	-	-	37,096		CONGO (KINSHASA) B/
-	-	-	-	-	10,639		DJIBOUTI
-	-	-	-	-	1,480		EQUATORIAL GUINEA
-	-	-	-	-	654		GAMBIA
-	-	-	-	-	425		GHANA
-	-	-	-	-	8,064		GUINEA
-	-	-	-	-	824		GUINEA-BISSAU
-	-	-	-	-	1,000		IVORY COAST
-	-	-	-	-	97,589		KENYA
-	-	-	-	-	39,147		LIBERIA B/
-	-	-	-	-	4,034		MADAGASCAR
-	-	-	-	-	4,633		MALAWI
-	-	-	-	-	700		MALI
-	-	-	-	-	1,596		MAURITANIA
-	-	-	-	-	17,143		NIGER
-	-	-	-	-	750		RWANDA
-	-	-	-	-	315		SAO TOME & PRINCIPE
-	-	-	-	-	13,558		SENEGAL
-	-	-	-	-	225		SEYCHELLES

TOTALS MAY NOT ADD DUE TO ROUNDING * LESS THAN $500

AS OF 30 SEP 00

MAP MERGER FUNDS

(DOLLARS IN THOUSANDS)

	FY 1950 FY 1990	FY 1991	FY 1992	FY 1993	FY 1994	FY 1995
AFRICA (CONTINUED)						
SIERRA LEONE	2,181	-	-	-	-	-
SOMALIA	118,489	-	-	-	-	-
SUDAN	143,276	-	-	-	-	-
TANZANIA	50	-	-	-	-	-
TOGO	500	-	-	-	-	-
UGANDA	25	-	-	-	-	-
WESTERN HEMISPHERE	1,318,172	-	-	-	-	-
ANTIGUA & BARBUDA	4,396	-	-	-	-	-
BARBADOS	2,202	-	-	-	-	-
BELIZE	2,729	-	-	-	-	-
BOLIVIA	10,435	-	-	-	-	-
COLOMBIA	18,841	-	-	-	-	-
COSTA RICA	28,153	-	-	-	-	-
DOMINICA	3,423	-	-	-	-	-
DOMINICAN REPUBLIC	16,019	-	-	-	-	-
ECUADOR	10,000	-	-	-	-	-
EL SALVADOR	733,502	-	-	-	-	-
GRENADA	7,762	-	-	-	-	-
GUATEMALA	27,897	-	-	-	-	-
HAITI	2,933	-	-	-	-	-
HONDURAS	380,935	-	-	-	-	-
JAMAICA	28,745	-	-	-	-	-
PANAMA	24,728	-	-	-	-	-
PERU	2,500	-	-	-	-	-
ST KITTS AND NEVIS	4,145	-	-	-	-	-
ST LUCIA	2,769	-	-	-	-	-
ST VINCENT + GREN.	4,959	-	-	-	-	-
TRINIDAD + TOBAGO	100	-	-	-	-	-
URUGUAY	1,000	-	-	-	-	-

NOTE: IN THE FY 1982 EDITION OF THIS BOOKLET, MAP MERGER FUNDS WERE INCLUDED IN THE MILITARY ASSISTANCE PROGRAM TOTALS. HENCEFORTH, MAP MERGER FUNDS WILL BE DISPLAYED SEPARATELY.

A/ MAP MERGER FUNDS FOR PORTUGAL OF $6.5 MILLION IN FY 1982, $25.0 MILLION IN FY 1983, $10.0 MILLION IN FY 1984, AND FOR CHAD $110 THOUSAND IN FY 1984, ARE INCLUDED IN THE MILITARY ASSISTANCE PROGRAM.

B/ P.L. 102-298, DATED JUNE 4, 1992, RESCINDED A TOTAL OF $12.51 MILLION IN MAP MERGER FUNDS FOR THE FOLLOWING COUNTRIES: LIBERIA $951,898.09; SOMALIA $6,238,744.86; SUDAN $4,746,735.60; CONGA(KINSHASA), FORMERLY ZAIRE $572,621.45.

C/ P.L. 102-391, DATED OCTOBER 6, 1992, RESCINDED $25.586 MILLION IN FOREIGN MILITARY FINANCING GRANTS AND MAP MERGER FUNDS OF $20.164 MILLION, FOR A TOTAL OF $45.75 MILLION. SEE SECDEF/USDP/DSAA MESSAGE, DTG 070726Z JAN 93, FOR DETAILS CONCERNING MAP MERGER RESCISSIONS.

TOTALS MAY NOT ADD DUE TO ROUNDING * LESS THAN $500

MAP MERGER FUNDS

(DOLLARS IN THOUSANDS)

FY 1996	FY 1997	FY 1998	FY 1999	FY 2000	FY 1950 FY 2000	
						AFRICA (CONTINUED)
-	-	-	-	-	2,181	SIERRA LEONE
-	-	-	-	-	118,489	SOMALIA
-	-	-	-	-	143,276	SUDAN
-	-	-	-	-	50	TANZANIA
-	-	-	-	-	500	TOGO
-	-	-	-	-	25	UGANDA
-	-	-	-	-	1,318,172	WESTERN HEMISPHERE
-	-	-	-	-	4,396	ANTIGUA & BARBUDA
-	-	-	-	-	2,202	BARBADOS
-	-	-	-	-	2,729	BELIZE
-	-	-	-	-	10,435	BOLIVIA
-	-	-	-	-	18,841	COLOMBIA
-	-	-	-	-	28,153	COSTA RICA
-	-	-	-	-	3,423	DOMINICA
-	-	-	-	-	16,019	DOMINICAN REPUBLIC
-	-	-	-	-	10,000	ECUADOR
-	-	-	-	-	733,502	EL SALVADOR
-	-	-	-	-	7,762	GRENADA
-	-	-	-	-	27,897	GUATEMALA
-	-	-	-	-	2,933	HAITI
-	-	-	-	-	380,935	HONDURAS
-	-	-	-	-	28,745	JAMAICA
-	-	-	-	-	24,728	PANAMA
-	-	-	-	-	2,500	PERU
-	-	-	-	-	4,145	ST KITTS AND NEVIS
-	-	-	-	-	2,769	ST LUCIA
-	-	-	-	-	4,959	ST VINCENT + GREN.
-	-	-	-	-	100	TRINIDAD + TOBAGO
-	-	-	-	-	1,000	URUGUAY

TOTALS MAY NOT ADD DUE TO ROUNDING * LESS THAN $500

AS OF 30 SEP 00

D/ IN FY 1994, P.L. 103-211 RESCINDED $91,721 THOUSAND OF FOREIGN MILITARY FINANCING AND MAP MERGER FUNDS INVOLVING 29 COUNTRIES AND INTERNATIONAL ORGANIZATIONS AS FOLLOWS: FOREIGN MILITARY FINANCING FUNDS OF $90,282 THOUSAND AND MAP MERGER FUNDS OF $439 THOUSAND. SECDEF MESSAGE DTG 261745Z APRIL 1994, SUBJECT: FY 1994 FOREIGN MILITARY FINANCING (FMF) RESCISSION, PROVIDES DETAILS REGARDING COUNTRIES AND FISCAL YEARS AFFECTED BY THIS RESCISSION.

MILITARY ASSISTANCE PROGRAM

INCLUDES MASF, EMERGENCY DRAWDOWNS, AND OTHER GRANT ASSISTANCE

(Dollars in Millions)

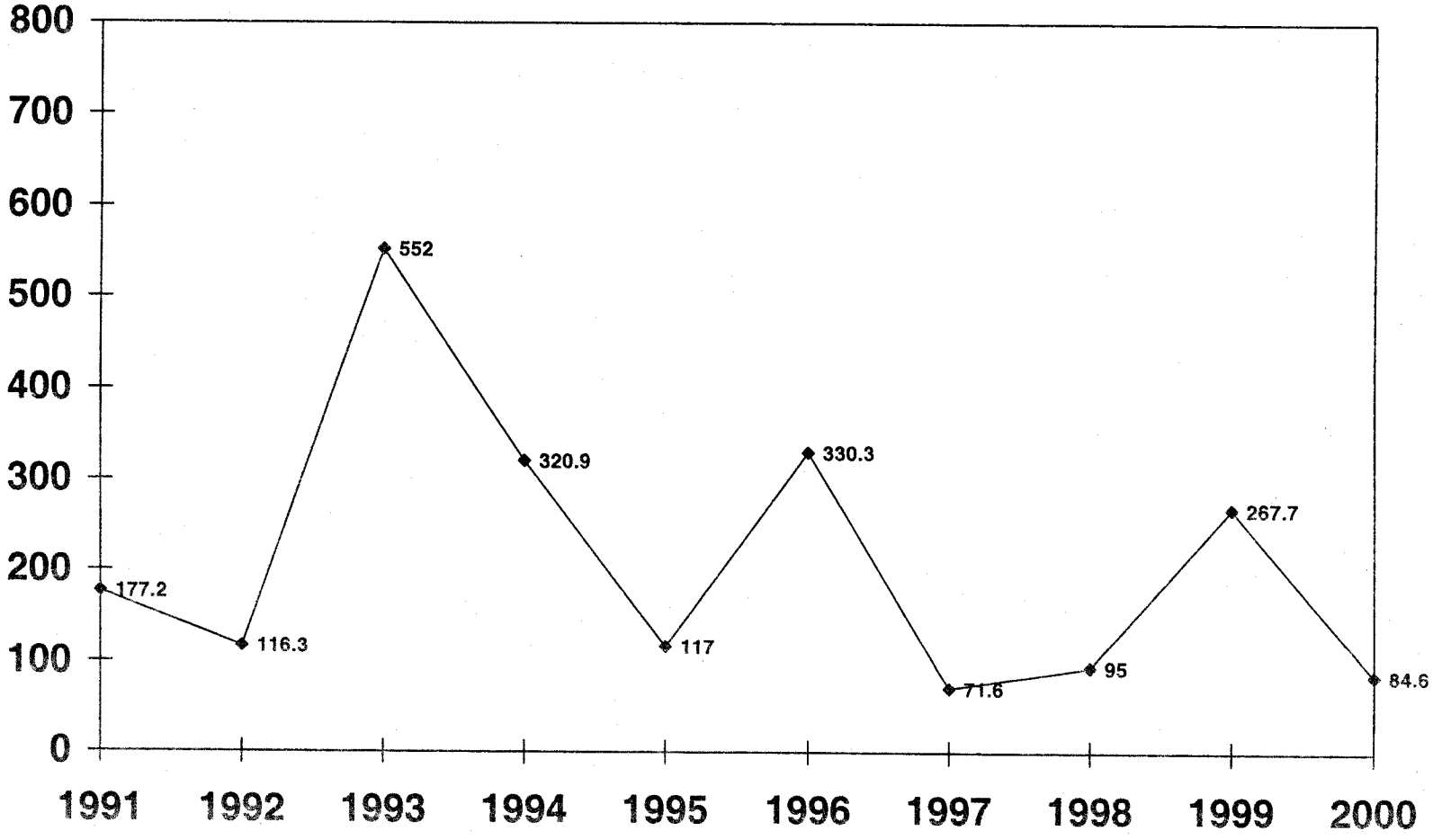

MILITARY ASSISTANCE PROGRAM
INCLUDES MASF, EMERGENCY DRAWDOWNS, AND OTHER GRANT ASSISTANCE; EXCLUDES TRAINING

(DOLLARS IN THOUSANDS)

	FY 1950 FY 1990	FY 1991	FY 1992	FY 1993	FY 1994	FY 1995
WORLDWIDE	54,830,588	177,245	116,269	552,010	320,900	117,000
EAST ASIA AND PACIFIC	29,013,514	7,245	3,861	11,800	-	-
CAMBODIA	1,177,163	-	-	-	-	-
INDOCHINA	708,977	-	-	-	-	-
INDONESIA	192,322	-	-	-	-	-
JAPAN	810,276	-	-	-	-	-
KOREA (SEOUL) A/	5,471,719	-	-	-	-	-
LAOS A/	1,460,076	-	-	11,800 C/	-	-
MYANMAR	72,134	-	-	-	-	-
REP OF PHILIPPINES A/	623,329	7,245	3,861	-	-	-
TAIWAN	2,554,637	-	-	-	-	-
THAILAND A/	1,169,030	-	-	-	-	-
VIETNAM A/	14,773,851	-	-	-	-	-
NEAR EAST AND SOUTH ASIA	2,239,971	63,000	52,000	491,100	179,400	80,000
AFGHANISTAN	2	-	-	-	-	-
BANGLADESH	-	20,000 C/	-	-	-	-
EGYPT	-	-	-	-	13,500 C/	-
INDIA	90,256	-	-	-	-	-
IRAN	766,733	-	-	-	-	-
IRAQ	45,208	-	-	-	-	-
ISRAEL	72,774	43,000 C/	47,000 C/	491,100 C/	165,900 C/	80,000 C/
JORDAN	489,891	-	-	-	-	-
LEBANON	13,585	-	-	-	-	-
LIBYA	12,624	-	-	-	-	-
MOROCCO	29,600	-	-	-	-	-
NEPAL	1,678	-	-	-	-	-
PAKISTAN	650,281	-	5,000 C/	-	-	-
SAUDI ARABIA	23,868	-	-	-	-	-
SRI LANKA	3,167	-	-	-	-	-
TUNISIA	40,304	-	-	-	-	-
EUROPE	18,835,843	107,000	-	7,000	-	32,000
AUSTRIA	96,310	-	-	-	-	-
BELGIUM	1,203,784	-	-	-	-	-
BOSNIA-HERZEGOVINA	-	-	-	-	-	-
DENMARK	587,274	-	-	-	-	-
FRANCE	4,045,066	-	-	-	-	-
GERMANY	884,774	-	-	-	-	-
GREECE	1,673,183	-	-	-	-	-
HUNGARY	-	-	-	7,000	-	-
ITALY	2,243,742	-	-	-	-	-
LUXEMBOURG	7,753	-	-	-	-	-
NETHERLANDS	1,178,056	-	-	-	-	-

TOTALS MAY NOT ADD DUE TO ROUNDING * LESS THAN $500

AS OF 30 SEP 00

MILITARY ASSISTANCE PROGRAM
INCLUDES MASF, EMERGENCY DRAWDOWNS, AND OTHER GRANT ASSISTANCE; EXCLUDES TRAINING

(DOLLARS IN THOUSANDS)

FY 1996	FY 1997	FY 1998	FY 1999	FY 2000	FY 1950 FY 2000	
330,340	71,627	95,000	267,700	84,600	56,963,278	WORLDWIDE
3,151	-	-	55,000	-	29,094,571	EAST ASIA AND PACIFIC
151 C/	-	-	-	-	1,177,314	CAMBODIA
-	-	-	-	-	708,977	INDOCHINA
-	-	-	55,000 O/	-	192,322	INDONESIA
-	-	-	-	-	810,276	JAPAN
-	-	-	-	-	5,471,719	KOREA (SEOUL) A/
-	-	-	-	-	1,483,676	LAOS A/
-	-	-	-	-	72,134	MYANMAR
-	-	-	-	-	634,435	REP OF PHILIPPINES A/
-	-	-	-	-	2,554,637	TAIWAN
-	-	-	-	-	1,169,030	THAILAND A/
3,000 C/	-	-	-	-	14,776,851	VIETNAM A/
122,000	14,000	25,000	30,000	9,000	3,305,471	NEAR EAST AND SOUTH ASIA
-	-	-	-	-	2	AFGHANISTAN
-	-	-	-	-	20,000	BANGLADESH
-	-	-	-	-	13,500	EGYPT
-	-	-	-	-	90,256	INDIA
-	-	-	-	-	766,733	IRAN
-	14,000 I/	-	-	5,000 S/	64,208	IRAQ
22,000 C/	-	-	-	-	921,774	ISRAEL
100,000 C/	-	25,000 C/	25,000 M/	-	639,891	JORDAN
-	-	-	-	-	13,585	LEBANON
-	-	-	-	-	12,624	LIBYA
-	-	-	-	-	29,600	MOROCCO
-	-	-	-	-	1,678	NEPAL
-	-	-	-	-	655,281	PAKISTAN
-	-	-	-	-	23,868	SAUDI ARABIA
-	-	-	-	-	3,167	SRI LANKA
-	-	-	5,000 M/	4,000 M/	49,304	TUNISIA
100,000	-	-	35,000	-	19,116,843	EUROPE
-	-	-	-	-	96,310	AUSTRIA
-	-	-	-	-	1,203,784	BELGIUM
100,000 C/	-	-	-	-	100,000	BOSNIA-HERZEGOVINA
-	-	-	-	-	587,274	DENMARK
-	-	-	-	-	4,045,066	FRANCE
-	-	-	-	-	884,774	GERMANY
-	-	-	-	-	1,673,183	GREECE
-	-	-	-	-	7,000	HUNGARY
-	-	-	-	-	2,243,742	ITALY
-	-	-	-	-	7,753	LUXEMBOURG
-	-	-	-	-	1,178,056	NETHERLANDS

TOTALS MAY NOT ADD DUE TO ROUNDING

* LESS THAN $500

AS OF 30 SEP 00

MILITARY ASSISTANCE PROGRAM (CONTINUED)
INCLUDES MASF, EMERGENCY DRAWDOWNS, AND OTHER GRANT ASSISTANCE; EXCLUDES TRAINING

(DOLLARS IN THOUSANDS)

	FY 1950 FY 1990	FY 1991	FY 1992	FY 1993	FY 1994	FY 1995
EUROPE (CONTINUED)						
NORWAY	862,177	-	-	-	-	-
PORTUGAL	523,068 B/	-	-	-	-	-
SPAIN	689,894	-	-	-	-	-
TURKEY	3,138,340	107,000 D/	-	-	-	-
UNITED KINGDOM	1,012,855	-	-	-	-	32,000 C/
YUGOSLAVIA	689,570	-	-	-	-	-
AFRICA	272,533	-	10,000	25,000	75,000	-
BENIN	55	-	-	-	-	-
BOTSWANA	-	-	-	-	-	-
BURKINA FASO	57	-	-	-	-	-
CAMEROON	239	-	-	-	-	-
CHAD	52,518 B/C/	-	-	-	-	-
CONGO (KINSHASA)	23,308	-	-	-	-	-
ERITREA	-	-	-	-	-	-
ETHIOPIA	182,958	-	-	-	-	-
GUINEA	810	-	-	-	-	-
IVORY COAST	54	-	-	-	-	-
LIBERIA	6,249	-	-	-	-	-
MALI	1,865	-	-	-	-	-
NIGER	52	-	-	-	-	-
RWANDA	-	-	-	-	75,000 C/	-
SENEGAL	2,646	-	10,000 C/	-	-	-
SIERRA LEONE	-	-	-	-	-	-
SOMALIA	-	-	-	25,000 C/	-	-
SUDAN	1,721	-	-	-	-	-
UGANDA	-	-	-	-	-	-
WESTERN HEMISPHERE	865,073	-	50,408	17,110	66,500	5,000
ARGENTINA	34,020	-	5,400	9,602	-	-
BELIZE	405	-	-	-	-	-
BOLIVIA	39,483	-	2,100	3,300	-	-
BRAZIL	207,163	-	-	-	-	-
CHILE	80,468	-	3,463	-	-	-
COLOMBIA	159,777	-	7,000 C/	-	-	-
COSTA RICA	930	-	-	-	-	-
CUBA	8,552	-	-	-	-	-
DOMINICAN REPUBLIC	21,549	-	-	-	15,000 C/	-
ECUADOR	34,471	-	3,610	2,000 C/	-	-
EL SALVADOR	74,238	-	-	-	-	-
GUATEMALA	16,247	-	-	-	-	-
HAITI	2,427	-	-	-	50,000 C/	5,000 C/
HONDURAS	25,595 C/	-	-	8	-	-

TOTALS MAY NOT ADD DUE TO ROUNDING

* LESS THAN $500

AS OF 30 SEP 00

MILITARY ASSISTANCE PROGRAM (CONTINUED)
INCLUDES MASF, EMERGENCY DRAWDOWNS, AND OTHER GRANT ASSISTANCE; EXCLUDES TRAINING

(DOLLARS IN THOUSANDS)

FY 1996	FY 1997	FY 1998	FY 1999	FY 2000	FY 1950 FY 2000	
						EUROPE (CONTINUED)
-	-	-	-	-	862,177	NORWAY
-	-	-	-	-	523,068	PORTUGAL
-	-	-	-	-	689,894	SPAIN
-	-	-	-	-	3,245,340	TURKEY
-	-	-	-	-	1,044,855	UNITED KINGDOM
-	-	-	35,000 P/	-	724,570	YUGOSLAVIA
27,133	-	-	3,000	55,600	468,266	AFRICA
-	-	-	-	-	55	BENIN
-	-	-	-	37,600 R/	37,600	BOTSWANA
-	-	-	-	-	57	BURKINA FASO
-	-	-	-	-	239	CAMEROON
-	-	-	-	-	52,518	CHAD
-	-	-	-	-	23,308	CONGO (KINSHASA)
10,000 C/	-	-	-	-	10,000	ERITREA
-	-	-	-	-	182,958	ETHIOPIA
-	-	-	-	-	810	GUINEA
-	-	-	-	-	54	IVORY COAST
15,000 C/	-	-	-	-	21,249	LIBERIA
-	-	-	-	-	1,865	MALI
-	-	-	-	-	52	NIGER
-	-	-	-	-	75,000	RWANDA
-	-	-	-	-	12,646	SENEGAL
-	-	-	3,000 N/	18,000 Q/	21,000	SIERRA LEONE
-	-	-	-	-	25,000	SOMALIA
-	-	-	-	-	1,721	SUDAN
2,133	-	-	-	-	2,133	UGANDA
77,715	57,000	70,000	144,700	20,000	1,373,506	WESTERN HEMISPHERE
-	-	-	-	-	49,022	ARGENTINA
-	-	-	-	-	405	BELIZE
-	-	-	-	-	44,883	BOLIVIA
-	-	-	-	-	207,163	BRAZIL
-	-	-	-	-	83,931	CHILE
75,000 C/	20,000 J/	70,000 K/	69,700 K/	-	401,477	COLOMBIA
-	-	-	-	-	930	COSTA RICA
-	-	-	-	-	8,552	CUBA
-	-	-	-	-	36,549	DOMINICAN REPUBLIC
-	-	-	-	-	40,081	ECUADOR
-	-	-	-	-	74,238	EL SALVADOR
-	-	-	-	-	16,247	GUATEMALA
1,000 C/	-	-	-	-	58,427	HAITI
-	-	-	75,000 L/	-	100,603 C/	HONDURAS

TOTALS MAY NOT ADD DUE TO ROUNDING * LESS THAN $500

AS OF 30 SEP 00

MILITARY ASSISTANCE PROGRAM (CONTINUED)
INCLUDES MASF, EMERGENCY DRAWDOWNS, AND OTHER GRANT ASSISTANCE; EXCLUDES TRAINING

(DOLLARS IN THOUSANDS)

	FY 1950 FY 1990	FY 1991	FY 1992	FY 1993	FY 1994	FY 1995
WESTERN HEMISPHERE (CONTINUED)						
JAMAICA	11,412	-	-	-	1,500 C/	-
MEXICO	11,198	-	26,000 C/	-	-	-
NICARAGUA	7,668	-	-	-	-	-
PANAMA	4,392	-	-	-	-	-
PARAGUAY	9,325	-	-	-	-	-
PERU	74,952	-	-	-	-	-
URUGUAY	40,770	-	2,835	2,200	-	-
VENEZUELA	33	-	-	-	-	-
INTERNATL. ORG. AND VARIOUS	1,601,449	-	-	-	-	-
GEN. AND REG. COSTS	2,002,204	-	-	-	-	-

TOTALS MAY NOT ADD DUE TO ROUNDING

* LESS THAN $500

AS OF 30 SEP 00

MILITARY ASSISTANCE PROGRAM (CONTINUED)
INCLUDES MASF, EMERGENCY DRAWDOWNS, AND OTHER GRANT ASSISTANCE; EXCLUDES TRAINING

(DOLLARS IN THOUSANDS)

FY 1996	FY 1997	FY 1998	FY 1999	FY 2000	FY 1950 FY 2000	
						WESTERN HEMISPHERE (CONTINUED)
-	-	-	-	-	12,912	JAMAICA
-	37,000 K/	-	-	-	63,000	MEXICO
-	-	-	-	-	7,668	NICARAGUA
-	-	-	-	-	4,392	PANAMA
-	-	-	-	-	9,325	PARAGUAY
1,715	-	-	-	-	76,667	PERU
-	-	-	-	-	45,804	URUGUAY
-	-	-	-	20,000 L/	20,033	VENEZUELA
-	-	-	-	-	1,601,449	INTERNATL. ORG. AND VARIOUS
341	627	-	-	-	2,003,171	GEN. AND REG. COSTS

TOTALS MAY NOT ADD DUE TO ROUNDING

* LESS THAN $500

AS OF 30 SEP 00

MILITARY ASSISTANCE PROGRAM DELIVERIES/EXPENDITURES
INCLUDES MASF, EMERGENCY DRAWDOWNS, AND OTHER GRANT ASSISTANCE; EXCLUDES TRAINING

(DOLLARS IN THOUSANDS)

	FY 1950 FY 1990	FY 1991	FY 1992	FY 1993	FY 1994	FY 1995
WORLDWIDE	54,836,500	149,658	81,569	61,028	5,174	12,649
EAST ASIA AND PACIFIC	29,000,504	2,094	7,752	1,895	-	-
CAMBODIA	1,177,163	-	-	-	-	-
INDOCHINA	708,977	-	-	-	-	-
INDONESIA	192,322	*	-	-	-	-
JAPAN	810,276	-	-	-	-	-
KOREA (SEOUL) A/	5,471,719	-	-	-	-	-
LAOS A/	1,460,076	-	-	-	-	-
MYANMAR	72,134	-	-	-	-	-
REP OF PHILIPPINES A/	610,322	2,094	7,752	1,895	-	-
TAIWAN	2,554,637	-	-	-	-	-
THAILAND A/	1,169,028	-	-	-	-	-
VIETNAM A/	14,773,851	-	-	-	-	-
NEAR EAST AND SOUTH ASIA	2,167,035	116,204	3,038	49,911	1,424	1,807
AFGHANISTAN	2	-	-	-	-	-
BANGLADESH	-	1,500	2,395	73	-	55
EGYPT	-	-	-	-	1,424	1,607
INDIA	90,256	-	-	-	-	-
IRAN	766,733	-	-	-	-	-
IRAQ	45,208	-	-	-	-	-
ISRAEL	-	114,662	642	44,717	-	5
JORDAN	489,729	42	-	120	-	-
LEBANON	13,585	-	-	-	-	-
LIBYA	12,624	-	-	-	-	-
MOROCCO	29,600	-	-	-	-	-
NEPAL	1,678	-	-	-	-	140
PAKISTAN	650,281	-	-	5,000	-	-
SAUDI ARABIA	23,868	-	-	-	-	-
SRI LANKA	3,167	-	-	-	-	-
TUNISIA	40,304	-	-	-	-	-
EUROPE	18,835,421	4,572	22,709	79	-	4,887
AUSTRIA	96,310	-	-	-	-	-
BELGIUM	1,203,784	-	-	-	-	-
BOSNIA-HERZEGOVINA	-	-	-	-	-	-
DENMARK	587,274	-	-	-	-	-
FRANCE	4,045,066	-	-	-	-	-
GERMANY	884,774	-	-	-	-	-
GREECE	1,673,181	*	-	1	-	-
ITALY	2,243,742	-	-	-	-	-
LUXEMBOURG	7,753	-	-	-	-	-
NETHERLANDS	1,178,056	-	-	-	-	-
NORWAY	862,177	-	-	-	-	-

TOTALS MAY NOT ADD DUE TO ROUNDING * LESS THAN $500

AS OF 30 SEP 00

MILITARY ASSISTANCE PROGRAM DELIVERIES/EXPENDITURES
INCLUDES MASF, EMERGENCY DRAWDOWNS, AND OTHER GRANT ASSISTANCE; EXCLUDES TRAINING

(DOLLARS IN THOUSANDS)

FY 1996	FY 1997	FY 1998	FY 1999	FY 2000	FY 1950 FY 2000	
27,295	100,134	79,842	10,610	14,135	55,378,591	WORLDWIDE
10	-	-	-	-	29,012,256	EAST ASIA AND PACIFIC
-	-	-	-	-	1,177,163	CAMBODIA
-	-	-	-	-	708,977	INDOCHINA
-	-	-	-	-	192,322	INDONESIA
-	-	-	-	-	810,276	JAPAN
-	-	-	-	-	5,471,719	KOREA (SEOUL) A/
10	-	-	-	-	1,460,086	LAOS A/
-	-	-	-	-	72,134	MYANMAR
-	-	-	-	-	622,064	REP OF PHILIPPINES A/
-	-	-	-	-	2,554,637	TAIWAN
-	-	-	-	-	1,169,028	THAILAND A/
-	-	-	-	-	14,773,851	VIETNAM A/
15,983	18,891	50,671	8,492	9,596	2,443,051	NEAR EAST AND SOUTH ASIA
-	-	-	-	-	2	AFGHANISTAN
-	-	-	-	-	4,024	BANGLADESH
-	-	-	-	-	3,030	EGYPT
-	-	-	-	-	90,256	INDIA
-	-	-	-	-	766,733	IRAN
-	2,543	-	-	-	47,751	IRAQ
-	-	-	-	-	160,026	ISRAEL
15,983	16,348	50,671	8,420	8,195	589,509	JORDAN
-	-	-	-	-	13,585	LEBANON
-	-	-	-	-	12,624	LIBYA
-	-	-	-	-	29,600	MOROCCO
-	-	-	-	-	1,818	NEPAL
-	-	-	-	-	655,281	PAKISTAN
-	-	-	-	-	23,868	SAUDI ARABIA
-	-	-	-	-	3,167	SRI LANKA
-	-	-	71	1,400	41,776	TUNISIA
11,301	59,804	3,154	55	-	18,941,983	EUROPE
-	-	-	-	-	96,310	AUSTRIA
-	-	-	-	-	1,203,784	BELGIUM
11,301	59,804	3,154	55	-	74,315	BOSNIA-HERZEGOVINA
-	-	-	-	-	587,274	DENMARK
-	-	-	-	-	4,045,066	FRANCE
-	-	-	-	-	884,774	GERMANY
-	-	-	-	-	1,673,183	GREECE
-	-	-	-	-	2,243,742	ITALY
-	-	-	-	-	7,753	LUXEMBOURG
-	-	-	-	-	1,178,056	NETHERLANDS
-	-	-	-	-	862,177	NORWAY

TOTALS MAY NOT ADD DUE TO ROUNDING * LESS THAN $500

AS OF 30 SEP 00

MILITARY ASSISTANCE PROGRAM DELIVERIES/EXPENDITURES (CONTINUED)
INCLUDES MASF, EMERGENCY DRAWDOWNS, AND OTHER GRANT ASSISTANCE; EXCLUDES TRAINING

(DOLLARS IN THOUSANDS)

	FY 1950 FY 1990	FY 1991	FY 1992	FY 1993	FY 1994	FY 1995
EUROPE (CONTINUED)						
PORTUGAL	522,780	4	206	77	-	-
SPAIN	689,761	124	-	-	-	-
TURKEY	3,138,338	4,445	22,502	1	-	-
UNITED KINGDOM	1,012,855	-	-	-	-	4,887
YUGOSLAVIA	689,570	-	-	-	-	-
AFRICA	272,103	*	6,245	4,259	3,750	-
BENIN	55	-	-	-	-	-
BURKINA FASO	57	-	-	-	-	-
CAMEROON	239	-	-	-	-	-
CHAD	52,099	*	-	-	-	-
CONGO (KINSHASA)	23,308	-	-	-	-	-
ERITREA	-	-	-	-	-	-
ETHIOPIA	182,948	-	-	-	-	-
GUINEA	810	-	-	-	-	-
IVORY COAST	54	-	-	-	-	-
LIBERIA	6,249	-	-	-	-	-
MALI	1,865	-	-	-	-	-
NIGER	52	-	-	-	-	-
SENEGAL	2,646	-	6,245	509	-	-
SIERRA LEONE	-	-	-	-	-	-
SOMALIA	-	-	-	3,750	3,750	-
SUDAN	1,721	-	-	-	-	-
UGANDA	-	-	-	-	-	-
WESTERN HEMISPHERE	786,302	26,787	41,826	4,884	-	5,955
ANTIGUA & BARBUDA	-	-	-	-	-	-
ARGENTINA	34,020	-	-	-	-	14
BARBADOS	-	-	-	-	-	-
BELIZE	25	35	329	3	-	3
BOLIVIA	32,614	2,810	4,035	-	-	15
BRAZIL	207,163	-	-	-	-	-
CHILE	80,468	-	3,463	-	-	-
COLOMBIA	107,593	16,069	8,401	4,096	-	-
COSTA RICA	930	-	-	-	-	-
CUBA	8,552	-	-	-	-	-
DOMINICA	-	-	-	-	-	*
DOMINICAN REPUBLIC	21,549	-	-	-	-	4,771
ECUADOR	33,039	1,141	247	467	-	-
EL SALVADOR	74,042	188	8	-	-	-
GUATEMALA	16,247	-	-	-	-	-
HAITI	2,427	-	-	-	-	561
HONDURAS	24,841	198	-	-	-	-

TOTALS MAY NOT ADD DUE TO ROUNDING * LESS THAN $500

AS OF 30 SEP 00

MILITARY ASSISTANCE PROGRAM DELIVERIES/EXPENDITURES (CONTINUED)
INCLUDES MASF, EMERGENCY DRAWDOWNS, AND OTHER GRANT ASSISTANCE; EXCLUDES TRAINING

(DOLLARS IN THOUSANDS)

FY 1996	FY 1997	FY 1998	FY 1999	FY 2000	FY 1950 FY 2000	
						EUROPE (CONTINUED)
-	-	-	-	-	523,068	PORTUGAL
-	-	-	-	-	689,885	SPAIN
-	-	-	-	-	3,165,286	TURKEY
-	-	-	-	-	1,017,742	UNITED KINGDOM
-	-	-	-	-	689,570	YUGOSLAVIA
-	2,298	1,525	*	1,697	291,877	AFRICA
-	2	-	-	-	57	BENIN
-	-	-	-	-	57	BURKINA FASO
-	-	-	-	-	239	CAMEROON
-	-	-	-	-	52,099	CHAD
-	-	-	-	-	23,308	CONGO (KINSHASA)
-	-	1,525	-	-	1,525	ERITREA
-	-	-	-	-	810	GUINEA
-	-	-	-	-	54	IVORY COAST
-	-	-	-	-	6,249	LIBERIA
-	-	-	-	-	1,865	MALI
-	-	-	-	-	52	NIGER
-	164	-	-	-	9,563	SENEGAL
-	-	-	*	1,687	1,687	SIERRA LEONE
-	-	-	-	-	7,500	SOMALIA
-	-	-	-	-	1,721	SUDAN
-	2,133	-	-	-	2,133	UGANDA
*	18,771	23,898	2,064	2,842	913,328	WESTERN HEMISPHERE
-	-	-	-	-	34,034	ARGENTINA
-	-	-	-	-	395	BELIZE
-	-	4,037	1,132	-	44,643	BOLIVIA
-	-	-	-	-	207,163	BRAZIL
-	-	-	-	-	83,931	CHILE
-	11,485	16,231	761	138	164,774	COLOMBIA
-	-	-	-	-	930	COSTA RICA
-	-	-	-	-	8,552	CUBA
-	-	-	-	2	3	DOMINICA
-	1,434	340	-	95	28,189	DOMINICAN REPUBLIC
-	-	1,594	-	-	36,488	ECUADOR
-	-	-	-	-	74,238	EL SALVADOR
-	-	-	-	-	16,247	GUATEMALA
-	-	-	-	-	2,988	HAITI
-	-	-	171	-	25,211	HONDURAS

TOTALS MAY NOT ADD DUE TO ROUNDING

* LESS THAN $500

AS OF 30 SEP 00

MILITARY ASSISTANCE PROGRAM DELIVERIES/EXPENDITURES (CONTINUED)
INCLUDES MASF, EMERGENCY DRAWDOWNS, AND OTHER GRANT ASSISTANCE; EXCLUDES TRAINING

(DOLLARS IN THOUSANDS)

	FY 1950 FY 1990	FY 1991	FY 1992	FY 1993	FY 1994	FY 1995
WESTERN HEMISPHERE (CONTINUED)						
JAMAICA	5,446	2,849	2,782	318	-	590
MEXICO	207	3,497	22,560	-	-	-
NICARAGUA	7,668	-	-	-	-	-
PANAMA	4,392	-	-	-	-	-
PARAGUAY	9,325	-	-	-	-	-
PERU	74,952	-	-	-	-	-
URUGUAY	40,770	-	-	-	-	-
VENEZUELA	33	-	-	-	-	-
INTERNATL. ORG. AND VARIOUS	1,601,449	-	-	-	-	-
GEN. AND REG. COSTS	2,173,685	-	-	-	-	-

NOTE: INCLUDED IN THE DATA FOR FY 1991, 1992 AND 1993 ARE TRANSFERS OF EXCESS DEFENSE ARTICLES (EDA) UNDER SECTION 519 OF THE FOREIGN ASSISTANCE ACT OF 1961, AS AMENDED. THESE EDA TRANSFERS ARE INTENDED TO HELP MODERNIZE THE MILITARY CAPABILITIES OF COUNTRIES WHICH ARE RECIPIENTS OF FOREIGN MILITARY FINANCING (FMF).

A/ DURING THE PERIOD FY 66-75, GRANT AID FUNDING IN SUPPORT OF ACTIVITIES IN SOUTHEAST ASIA WAS A PART OF THE REGULAR DOD APPROPRIATION AND WAS IDENTIFIED FOR PROGRAMMING PURPOSES AS MILITARY ASSISTANCE SERVICE FUNDED (MASF) PROGRAMS. THE FUNDS WERE USED FOR PROVIDING MILITARY EQUIPMENT AND RELATED SERVICES AND TRAINING TO THOSE COUNTRIES ENGAGED IN THE HOSTILITIES IN SOUTHEAST ASIA, I.E., KOREA, LAOS, PHILIPPINES, THAILAND, AND VIETNAM. ALSO INCLUDED ARE TRANSFERS TO KOREA UNDER SECTION 3, P.L. 91-952, DATED JANUARY 5, 1971 AND SECTION 23 OF P.L. 95-384, DATED SEPTEMBER 26, 1978, AS WELL AS THE TRANSFER OF AMMUNITION TO THAILAND UNDER SECTION 24 OF P.L. 96-92, DATED OCTOBER 29, 1979.

TOTALS MAY NOT ADD DUE TO ROUNDING * LESS THAN $500

AS OF 30 SEP 00

MILITARY ASSISTANCE PROGRAM DELIVERIES/EXPENDITURES (CONTINUED)
INCLUDES MASF, EMERGENCY DRAWDOWNS, AND OTHER GRANT ASSISTANCE; EXCLUDES TRAINING

(DOLLARS IN THOUSANDS)

FY 1996	FY 1997	FY 1998	FY 1999	FY 2000	FY 1950 FY 2000	
						WESTERN HEMISPHERE (CONTINUED)
-	-	21	-	-	12,005	JAMAICA
-	5,812	-	-	-	32,076	MEXICO
-	-	-	-	-	7,668	NICARAGUA
-	-	-	-	-	4,392	PANAMA
-	-	-	-	-	9,325	PARAGUAY
-	40	1,675	-	-	76,667	PERU
-	-	-	-	-	40,770	URUGUAY
*	-	-	*	2,525	2,558	VENEZUELA
-	-	-	-	-	1,601,449	INTERNATL. ORG. AND VARIOUS
-	368	594	-	-	2,174,646	GEN. AND REG. COSTS

TOTALS MAY NOT ADD DUE TO ROUNDING

* LESS THAN $500

AS OF 30 SEP 00

MAP EXCESS DEFENSE ARTICLES PROGRAM - ACQUISITION COST
INCLUDES MILITARY ASSISTANCE SERVICE FUNDED

(DOLLARS IN THOUSANDS)

	FY 1950 FY 1990	FY 1991	FY 1992	FY 1993	FY 1994	FY 1995
WORLDWIDE	6,534,403	-	-	-	-	-
EAST ASIA AND PACIFIC	3,475,217	-	-	-	-	-
CAMBODIA	85,221	-	-	-	-	-
INDOCHINA	21,882	-	-	-	-	-
INDONESIA	34,003	-	-	-	-	-
JAPAN	174,979	-	-	-	-	-
KOREA (SEOUL) A/	663,885	-	-	-	-	-
LAOS A/	97,805	-	-	-	-	-
MYANMAR	12,250	-	-	-	-	-
REP OF PHILIPPINES A/	98,489	-	-	-	-	-
TAIWAN	941,286	-	-	-	-	-
THAILAND A/	244,955	-	-	-	-	-
VIETNAM A/	1,100,462	-	-	-	-	-
NEAR EAST AND SOUTH ASIA	182,427	-	-	-	-	-
INDIA	21,995	-	-	-	-	-
IRAN	61,632	-	-	-	-	-
IRAQ	3,342	-	-	-	-	-
JORDAN	45,557	-	-	-	-	-
LEBANON	309	-	-	-	-	-
LIBYA	2,195	-	-	-	-	-
MOROCCO	11,943	-	-	-	-	-
NEPAL	2	-	-	-	-	-
PAKISTAN	26,827	-	-	-	-	-
SAUDI ARABIA	1,765	-	-	-	-	-
SRI LANKA	2	-	-	-	-	-
TUNISIA	6,858	-	-	-	-	-
EUROPE	2,316,656	-	-	-	-	-
AUSTRIA	8,155	-	-	-	-	-
BELGIUM	21,327	-	-	-	-	-
DENMARK	20,935	-	-	-	-	-
FRANCE	289,843	-	-	-	-	-
GERMANY	718	-	-	-	-	-
GREECE	451,064	-	-	-	-	-
ITALY	214,639	-	-	-	-	-
LUXEMBOURG	178	-	-	-	-	-
NETHERLANDS	44,003	-	-	-	-	-
NORWAY	44,051	-	-	-	-	-
PORTUGAL	168,252	-	-	-	-	-
SPAIN	97,707	-	-	-	-	-
TURKEY	855,307	-	-	-	-	-
UNITED KINGDOM	72,950	-	-	-	-	-
YUGOSLAVIA	27,527	-	-	-	-	-

TOTALS MAY NOT ADD DUE TO ROUNDING

* LESS THAN $500

AS OF 30 SEP 00

MAP EXCESS DEFENSE ARTICLES PROGRAM - ACQUISITION COST
INCLUDES MILITARY ASSISTANCE SERVICE FUNDED

(DOLLARS IN THOUSANDS)

FY 1996	FY 1997	FY 1998	FY 1999	FY 2000	FY 1950 FY 2000	
-	-	-	-	-	6,534,403	WORLDWIDE
-	-	-	-	-	3,475,217	EAST ASIA AND PACIFIC
-	-	-	-	-	85,221	CAMBODIA
-	-	-	-	-	21,882	INDOCHINA
-	-	-	-	-	34,003	INDONESIA
-	-	-	-	-	174,979	JAPAN
-	-	-	-	-	663,885	KOREA (SEOUL) A/
-	-	-	-	-	97,805	LAOS A/
-	-	-	-	-	12,250	MYANMAR
-	-	-	-	-	98,489	REP OF PHILIPPINES A/
-	-	-	-	-	941,286	TAIWAN
-	-	-	-	-	244,955	THAILAND A/
-	-	-	-	-	1,100,462	VIETNAM A/
-	-	-	-	-	182,427	NEAR EAST AND SOUTH ASIA
-	-	-	-	-	21,995	INDIA
-	-	-	-	-	61,632	IRAN
-	-	-	-	-	3,342	IRAQ
-	-	-	-	-	45,557	JORDAN
-	-	-	-	-	309	LEBANON
-	-	-	-	-	2,195	LIBYA
-	-	-	-	-	11,943	MOROCCO
-	-	-	-	-	2	NEPAL
-	-	-	-	-	26,827	PAKISTAN
-	-	-	-	-	1,765	SAUDI ARABIA
-	-	-	-	-	2	SRI LANKA
-	-	-	-	-	6,858	TUNISIA
-	-	-	-	-	2,316,656	EUROPE
-	-	-	-	-	8,155	AUSTRIA
-	-	-	-	-	21,327	BELGIUM
-	-	-	-	-	20,935	DENMARK
-	-	-	-	-	289,843	FRANCE
-	-	-	-	-	718	GERMANY
-	-	-	-	-	451,064	GREECE
-	-	-	-	-	214,639	ITALY
-	-	-	-	-	178	LUXEMBOURG
-	-	-	-	-	44,003	NETHERLANDS
-	-	-	-	-	44,051	NORWAY
-	-	-	-	-	168,252	PORTUGAL
-	-	-	-	-	97,707	SPAIN
-	-	-	-	-	855,307	TURKEY
-	-	-	-	-	72,950	UNITED KINGDOM
-	-	-	-	-	27,527	YUGOSLAVIA

TOTALS MAY NOT ADD DUE TO ROUNDING

* LESS THAN $500

AS OF 30 SEP 00

MAP EXCESS DEFENSE ARTICLES PROGRAM - ACQUISITION COST (CONTINUED)
INCLUDES MILITARY ASSISTANCE SERVICE FUNDED

(DOLLARS IN THOUSANDS)

	FY 1950 FY 1990	FY 1991	FY 1992	FY 1993	FY 1994	FY 1995
AFRICA	36,414	-	-	-	-	-
CAMEROON	4	-	-	-	-	-
CHAD	170	-	-	-	-	-
CONGO (KINSHASA)	5,213	-	-	-	-	-
ETHIOPIA	30,353	-	-	-	-	-
GUINEA	50	-	-	-	-	-
LIBERIA	390	-	-	-	-	-
MALI	201	-	-	-	-	-
SENEGAL	33	-	-	-	-	-
WESTERN HEMISPHERE	231,623	-	-	-	-	-
ARGENTINA	4,375	-	-	-	-	-
BOLIVIA	10,047	-	-	-	-	-
BRAZIL	83,092	-	-	-	-	-
CHILE	24,010	-	-	-	-	-
COLOMBIA	17,903	-	-	-	-	-
COSTA RICA	115	-	-	-	-	-
CUBA	5,516	-	-	-	-	-
DOMINICAN REPUBLIC	3,903	-	-	-	-	-
ECUADOR	10,364	-	-	-	-	-
EL SALVADOR	2,454	-	-	-	-	-
GUATEMALA	6,732	-	-	-	-	-
HAITI	195	-	-	-	-	-
HONDURAS	3,821	-	-	-	-	-
JAMAICA	4	-	-	-	-	-
MEXICO	50	-	-	-	-	-
NICARAGUA	5,233	-	-	-	-	-
PANAMA	1,673	-	-	-	-	-
PARAGUAY	11,182	-	-	-	-	-
PERU	20,277	-	-	-	-	-
URUGUAY	20,352	-	-	-	-	-
VENEZUELA	324	-	-	-	-	-
INTERNATL. ORG. AND VARIOUS	529	-	-	-	-	-
GEN. AND REG. COSTS	291,537	-	-	-	-	-

A/ DURING THE PERIOD FY 66-75, GRANT AID FUNDING IN SUPPORT OF ACTIVITIES IN SOUTHEAST ASIA WAS A PART OF THE REGULAR DOD APPROPRIATION AND WAS IDENTIFIED FOR PROGRAMMING PURPOSES AS MILITARY ASSISTANCE SERVICE FUNDED (MASF) PROGRAMS. THE FUNDS WERE USED FOR PROVIDING MILITARY EQUIPMENT AND RELATED SERVICES AND TRAINING TO THOSE COUNTRIES ENGAGED IN THE HOSTILITIES IN SOUTHEAST ASIA, I.E., KOREA, LAOS, PHILIPPINES, THAILAND, AND VIETNAM. ALSO INCLUDED ARE TRANSFERS TO KOREA UNDER SECTION 3, P.L. 91-952, DATED JANUARY 5, 1971 AND SECTION 23 OF P.L. 95-384, DATED SEPTEMBER 26, 1978, AS WELL AS THE TRANSFER OF AMMUNITION TO THAILAND UNDER SECTION 24 OF P.L. 96-92, DATED OCTOBER 29, 1979.

TOTALS MAY NOT ADD DUE TO ROUNDING * LESS THAN $500

AS OF 30 SEP 00

MAP EXCESS DEFENSE ARTICLES PROGRAM - ACQUISITION COST (CONTINUED)
INCLUDES MILITARY ASSISTANCE SERVICE FUNDED

(DOLLARS IN THOUSANDS)

FY 1996	FY 1997	FY 1998	FY 1999	FY 2000	FY 1950 FY 2000	
-	-	-	-	-	36,414	AFRICA
-	-	-	-	-	4	CAMEROON
-	-	-	-	-	170	CHAD
-	-	-	-	-	5,213	CONGO (KINSHASA)
-	-	-	-	-	30,353	ETHIOPIA
-	-	-	-	-	50	GUINEA
-	-	-	-	-	390	LIBERIA
-	-	-	-	-	201	MALI
-	-	-	-	-	33	SENEGAL
-	-	-	-	-	231,623	WESTERN HEMISPHERE
-	-	-	-	-	4,375	ARGENTINA
-	-	-	-	-	10,047	BOLIVIA
-	-	-	-	-	83,092	BRAZIL
-	-	-	-	-	24,010	CHILE
-	-	-	-	-	17,903	COLOMBIA
-	-	-	-	-	115	COSTA RICA
-	-	-	-	-	5,516	CUBA
-	-	-	-	-	3,903	DOMINICAN REPUBLIC
-	-	-	-	-	10,364	ECUADOR
-	-	-	-	-	2,454	EL SALVADOR
-	-	-	-	-	6,732	GUATEMALA
-	-	-	-	-	195	HAITI
-	-	-	-	-	3,821	HONDURAS
-	-	-	-	-	4	JAMAICA
-	-	-	-	-	50	MEXICO
-	-	-	-	-	5,233	NICARAGUA
-	-	-	-	-	1,673	PANAMA
-	-	-	-	-	11,182	PARAGUAY
-	-	-	-	-	20,277	PERU
-	-	-	-	-	20,352	URUGUAY
-	-	-	-	-	324	VENEZUELA
-	-	-	-	-	529	INTERNATL. ORG. AND VARIOUS
-	-	-	-	-	291,537	GEN. AND REG. COSTS

TOTALS MAY NOT ADD DUE TO ROUNDING

* LESS THAN $500

AS OF 30 SEP 00

MAP EXCESS DEFENSE ARTICLES DELIVERED - ACQUISITION COST
INCLUDES MILITARY ASSISTANCE SERVICE FUNDED

(DOLLARS IN THOUSANDS)

	FY 1950 FY 1990	FY 1991	FY 1992	FY 1993	FY 1994	FY 1995
WORLDWIDE	6,388,127	-	-	-	-	-
EAST ASIA AND PACIFIC	3,475,080	-	-	-	-	-
CAMBODIA	85,221	-	-	-	-	-
INDOCHINA	21,882	-	-	-	-	-
INDONESIA	34,003	-	-	-	-	-
JAPAN	174,979	-	-	-	-	-
KOREA (SEOUL) A/	663,748	-	-	-	-	-
LAOS A/	97,805	-	-	-	-	-
MYANMAR	12,250	-	-	-	-	-
REP OF PHILIPPINES A/	98,489	-	-	-	-	-
TAIWAN	941,286	-	-	-	-	-
THAILAND A/	244,955	-	-	-	-	-
VIETNAM A/	1,100,462	-	-	-	-	-
NEAR EAST AND SOUTH ASIA	182,427	-	-	-	-	-
INDIA	21,995	-	-	-	-	-
IRAN	61,632	-	-	-	-	-
IRAQ	3,342	-	-	-	-	-
JORDAN	45,557	-	-	-	-	-
LEBANON	309	-	-	-	-	-
LIBYA	2,195	-	-	-	-	-
MOROCCO	11,943	-	-	-	-	-
NEPAL	2	-	-	-	-	-
PAKISTAN	26,827	-	-	-	-	-
SAUDI ARABIA	1,765	-	-	-	-	-
SRI LANKA	2	-	-	-	-	-
TUNISIA	6,858	-	-	-	-	-
EUROPE	2,172,753	-	-	-	-	-
AUSTRIA	8,155	-	-	-	-	-
BELGIUM	21,327	-	-	-	-	-
DENMARK	20,935	-	-	-	-	-
FRANCE	289,843	-	-	-	-	-
GERMANY	718	-	-	-	-	-
GREECE	451,064	-	-	-	-	-
ITALY	214,639	-	-	-	-	-
LUXEMBOURG	178	-	-	-	-	-
NETHERLANDS	44,003	-	-	-	-	-
NORWAY	44,051	-	-	-	-	-
PORTUGAL	25,240	-	-	-	-	-
SPAIN	97,707	-	-	-	-	-
TURKEY	854,416	-	-	-	-	-
UNITED KINGDOM	72,950	-	-	-	-	-
YUGOSLAVIA	27,527	-	-	-	-	-

TOTALS MAY NOT ADD DUE TO ROUNDING

* LESS THAN $500

AS OF 30 SEP 00

MAP EXCESS DEFENSE ARTICLES DELIVERED - ACQUISITION COST
INCLUDES MILITARY ASSISTANCE SERVICE FUNDED

(DOLLARS IN THOUSANDS)

FY 1996	FY 1997	FY 1998	FY 1999	FY 2000	FY 1950 FY 2000	
-	-	-	-	-	6,388,127	WORLDWIDE
-	-	-	-	-	3,475,080	EAST ASIA AND PACIFIC
-	-	-	-	-	85,221	CAMBODIA
-	-	-	-	-	21,882	INDOCHINA
-	-	-	-	-	34,003	INDONESIA
-	-	-	-	-	174,979	JAPAN
-	-	-	-	-	663,748	KOREA (SEOUL) A/
-	-	-	-	-	97,805	LAOS A/
-	-	-	-	-	12,250	MYANMAR
-	-	-	-	-	98,489	REP OF PHILIPPINES A/
-	-	-	-	-	941,286	TAIWAN
-	-	-	-	-	244,955	THAILAND A/
-	-	-	-	-	1,100,462	VIETNAM A/
-	-	-	-	-	182,427	NEAR EAST AND SOUTH ASIA
-	-	-	-	-	21,995	INDIA
-	-	-	-	-	61,632	IRAN
-	-	-	-	-	3,342	IRAQ
-	-	-	-	-	45,557	JORDAN
-	-	-	-	-	309	LEBANON
-	-	-	-	-	2,195	LIBYA
-	-	-	-	-	11,943	MOROCCO
-	-	-	-	-	2	NEPAL
-	-	-	-	-	26,827	PAKISTAN
-	-	-	-	-	1,765	SAUDI ARABIA
-	-	-	-	-	2	SRI LANKA
-	-	-	-	-	6,858	TUNISIA
-	-	-	-	-	2,172,753	EUROPE
-	-	-	-	-	8,155	AUSTRIA
-	-	-	-	-	21,327	BELGIUM
-	-	-	-	-	20,935	DENMARK
-	-	-	-	-	289,843	FRANCE
-	-	-	-	-	718	GERMANY
-	-	-	-	-	451,064	GREECE
-	-	-	-	-	214,639	ITALY
-	-	-	-	-	178	LUXEMBOURG
-	-	-	-	-	44,003	NETHERLANDS
-	-	-	-	-	44,051	NORWAY
-	-	-	-	-	25,240	PORTUGAL
-	-	-	-	-	97,707	SPAIN
-	-	-	-	-	854,416	TURKEY
-	-	-	-	-	72,950	UNITED KINGDOM
-	-	-	-	-	27,527	YUGOSLAVIA

TOTALS MAY NOT ADD DUE TO ROUNDING

* LESS THAN $500

AS OF 30 SEP 00

MAP EXCESS DEFENSE ARTICLES DELIVERED - ACQUISITION COST (CONTINUED)
INCLUDES MILITARY ASSISTANCE SERVICE FUNDED

(DOLLARS IN THOUSANDS)

	FY 1950 FY 1990	FY 1991	FY 1992	FY 1993	FY 1994	FY 1995
AFRICA	36,244	-	-	-	-	-
CAMEROON	4	-	-	-	-	-
CONGO (KINSHASA)	5,213	-	-	-	-	-
ETHIOPIA	30,353	-	-	-	-	-
GUINEA	50	-	-	-	-	-
LIBERIA	390	-	-	-	-	-
MALI	201	-	-	-	-	-
SENEGAL	33	-	-	-	-	-
WESTERN HEMISPHERE	229,557	-	-	-	-	-
ARGENTINA	4,375	-	-	-	-	-
BOLIVIA	9,966	-	-	-	-	-
BRAZIL	83,092	-	-	-	-	-
CHILE	24,010	-	-	-	-	-
COLOMBIA	17,903	-	-	-	-	-
COSTA RICA	115	-	-	-	-	-
CUBA	5,516	-	-	-	-	-
DOMINICAN REPUBLIC	3,903	-	-	-	-	-
ECUADOR	10,364	-	-	-	-	-
EL SALVADOR	2,454	-	-	-	-	-
GUATEMALA	6,732	-	-	-	-	-
HAITI	195	-	-	-	-	-
HONDURAS	1,995	-	-	-	-	-
JAMAICA	4	-	-	-	-	-
MEXICO	50	-	-	-	-	-
NICARAGUA	5,081	-	-	-	-	-
PANAMA	1,673	-	-	-	-	-
PARAGUAY	11,176	-	-	-	-	-
PERU	20,277	-	-	-	-	-
URUGUAY	20,352	-	-	-	-	-
VENEZUELA	324	-	-	-	-	-
INTERNATL. ORG. AND VARIOUS	529	-	-	-	-	-
GEN. AND REG. COSTS	291,537	-	-	-	-	-

A/ DURING THE PERIOD FY 66-75, GRANT AID FUNDING IN SUPPORT OF ACTIVITIES IN SOUTHEAST ASIA WAS A PART OF THE REGULAR DOD APPROPRIATION AND WAS IDENTIFIED FOR PROGRAMMING PURPOSES AS MILITARY ASSISTANCE SERVICE FUNDED (MASF) PROGRAMS. THE FUNDS WERE USED FOR PROVIDING MILITARY EQUIPMENT AND RELATED SERVICES AND TRAINING TO THOSE COUNTRIES ENGAGED IN THE HOSTILITIES IN SOUTHEAST ASIA, I.E., KOREA, LAOS, PHILIPPINES, THAILAND, AND VIETNAM. ALSO INCLUDED ARE TRANSFERS TO KOREA UNDER SECTION 3, P.L. 91-952, DATED JANUARY 5, 1971 AND SECTION 23 OF P.L. 95-384, DATED SEPTEMBER 26, 1978, AS WELL AS THE TRANSFER OF AMMUNITION TO THAILAND UNDER SECTION 24 OF P.L. 96-92, DATED OCTOBER 29, 1979.

TOTALS MAY NOT ADD DUE TO ROUNDING * LESS THAN $500

MAP EXCESS DEFENSE ARTICLES DELIVERED - ACQUISITION COST (CONTINUED)
INCLUDES MILITARY ASSISTANCE SERVICE FUNDED

(DOLLARS IN THOUSANDS)

FY 1996	FY 1997	FY 1998	FY 1999	FY 2000	FY 1950 FY 2000	
-	-	-	-	-	36,244	AFRICA
-	-	-	-	-	4	CAMEROON
-	-	-	-	-	5,213	CONGO (KINSHASA)
-	-	-	-	-	30,353	ETHIOPIA
-	-	-	-	-	50	GUINEA
-	-	-	-	-	390	LIBERIA
-	-	-	-	-	201	MALI
-	-	-	-	-	33	SENEGAL
-	-	-	-	-	229,557	WESTERN HEMISPHERE
-	-	-	-	-	4,375	ARGENTINA
-	-	-	-	-	9,966	BOLIVIA
-	-	-	-	-	83,092	BRAZIL
-	-	-	-	-	24,010	CHILE
-	-	-	-	-	17,903	COLOMBIA
-	-	-	-	-	115	COSTA RICA
-	-	-	-	-	5,516	CUBA
-	-	-	-	-	3,903	DOMINICAN REPUBLIC
-	-	-	-	-	10,364	ECUADOR
-	-	-	-	-	2,454	EL SALVADOR
-	-	-	-	-	6,732	GUATEMALA
-	-	-	-	-	195	HAITI
-	-	-	-	-	1,995	HONDURAS
-	-	-	-	-	4	JAMAICA
-	-	-	-	-	50	MEXICO
-	-	-	-	-	5,081	NICARAGUA
-	-	-	-	-	1,673	PANAMA
-	-	-	-	-	11,176	PARAGUAY
-	-	-	-	-	20,277	PERU
-	-	-	-	-	20,352	URUGUAY
-	-	-	-	-	324	VENEZUELA
-	-	-	-	-	529	INTERNATL. ORG. AND VARIOUS
-	-	-	-	-	291,537	GEN. AND REG. COSTS

TOTALS MAY NOT ADD DUE TO ROUNDING * LESS THAN $500

AS OF 30 SEP 00

PAGE INTENTIONALLY LEFT BLANK

IMET PROGRAM/DELIVERIES
INCLUDES MASF AND EMERGENCY DRAWDOWNS
(Dollars in Millions)

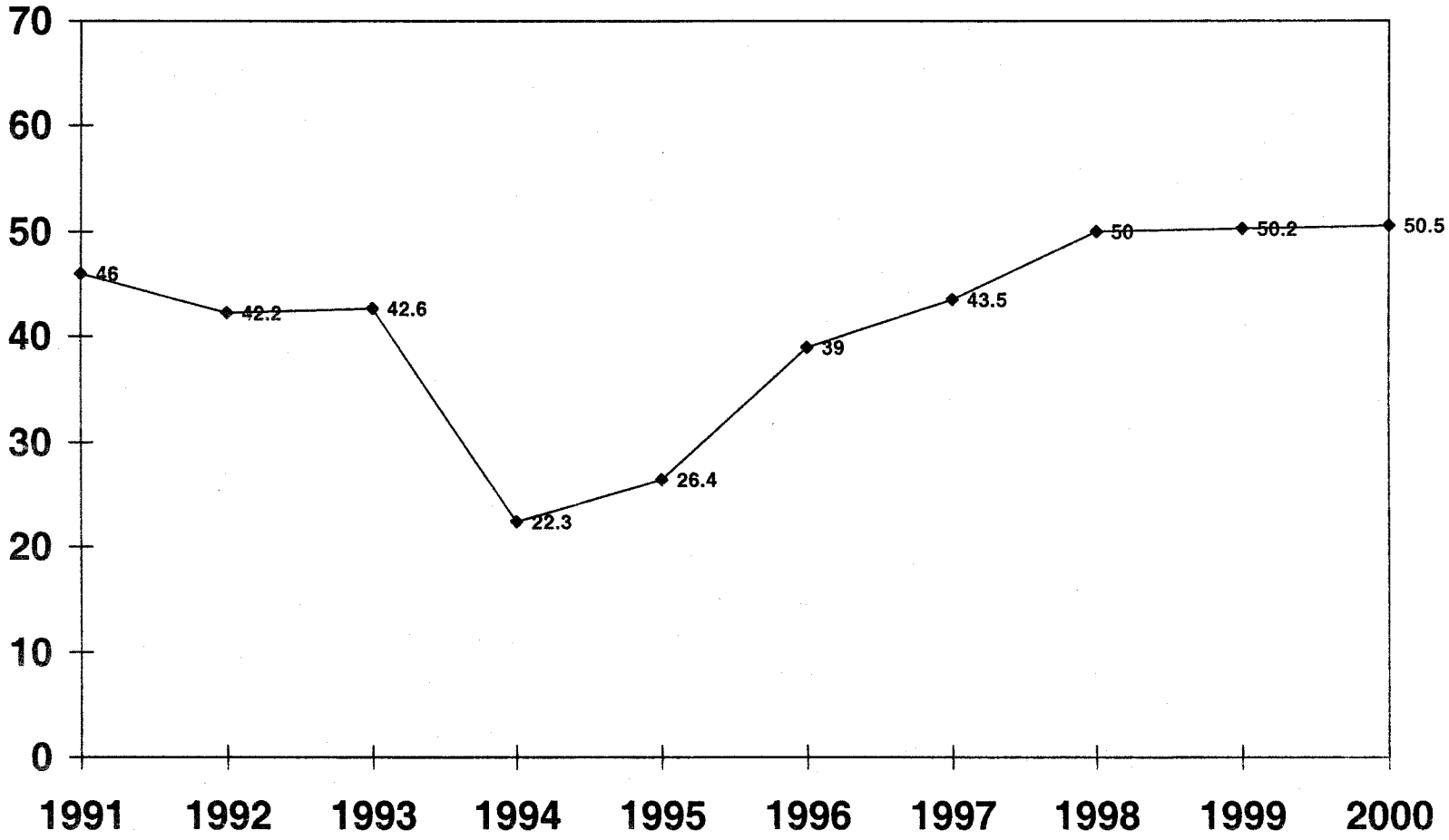

INTERNATIONAL MILITARY EDUCATION AND TRAINING PROGRAM/DELIVERIES
INCLUDES MILITARY ASSISTANCE SERVICE FUNDED AND EMERGENCY DRAWDOWNS

(DOLLARS IN THOUSANDS)

	FY 1950 FY 1990	FY 1991	FY 1992	FY 1993	FY 1994	FY 1995
WORLDWIDE	2,434,703	46,040	42,209	42,627	22,250	26,350
EAST ASIA AND PACIFIC	897,709	6,568	5,665	5,539	2,395	3,471
CAMBODIA	14,603	-	-	-	122	273
FIJI	398	-	-	-	-	-
INDOCHINA	598	-	-	-	-	-
INDONESIA	48,273	1,948	2,125	-	-	-
JAPAN	44,589	-	-	-	-	-
KOREA (SEOUL) A/	173,181	983	776	273	21	10
LAOS A/	42,814	-	-	-	-	-
MALAYSIA	11,709	-	-	-	318	504
MONGOLIA	-	-	108	108	50	98
MYANMAR	5,791	-	-	-	-	-
PAPUA NEW GUINEA	382	143	97	100	50	125
REP OF PHILIPPINES A/	53,736	2,671	2,475	2,539	876	1,193
SINGAPORE	433	19	15	20	10	20
SOLOMON ISLANDS	171	43	13	20	8	101
TAIWAN	103,156	-	-	-	-	-
THAILAND A/	95,479	679	-	2,339	895	999
TONGA	253	82	56	61	15	50
VANUATU	-	-	-	30	15	50
VIETNAM A/	302,142	-	-	-	-	-
WESTERN SAMOA	-	-	-	48	15	48
NEAR EAST AND SOUTH ASIA	249,470	7,578	6,009	6,960	3,638	4,860
AFGHANISTAN	5,616	-	-	-	-	-
ALGERIA	554	175	150	137	56	74
BAHRAIN	-	-	74	103	56	75
BANGLADESH	3,190	405	607	462	182	209
EGYPT	16,886	1,798	1,518	1,718	800	1,000
INDIA	8,551	226	310	362	152	208
IRAN	67,442	-	-	-	-	-
IRAQ	1,487	-	-	-	-	-
ISRAEL	-	218	-	-	-	-
JORDAN	27,130	1,095	585	501	800	1,003
LEBANON	8,279	-	-	591	304	394
LIBYA	2,795	-	-	-	-	-
MALDIVES	233	49	105	102	-	50
MOROCCO	27,485	1,314	1,034	1,140	528	724
NEPAL	1,463	197	179	149	106	96
OMAN	834	214	97	92	54	131
PAKISTAN	31,884	-	-	-	-	-
SAUDI ARABIA	12,456	-	-	-	-	-
SRI LANKA	1,659	240	224	388	100	96
SYRIA	56	-	-	-	-	-

TOTALS MAY NOT ADD DUE TO ROUNDING * LESS THAN $500

AS OF 30 SEP 00

INTERNATIONAL MILITARY EDUCATION AND TRAINING PROGRAM/DELIVERIES
INCLUDES MILITARY ASSISTANCE SERVICE FUNDED AND EMERGENCY DRAWDOWNS

(DOLLARS IN THOUSANDS)

FY 1996	FY 1997	FY 1998	FY 1999	FY 2000	FY 1950 FY 2000	
38,997	43,475	50,034	50,159	50,516	2,847,361	WORLDWIDE
4,846	5,015	5,686	5,298	4,956	947,148	EAST ASIA AND PACIFIC
403	463	-	-	-	15,864	CAMBODIA
-	-	-	15	78	491	FIJI
-	-	-	-	-	598	INDOCHINA
577	105	476	486	-	53,991	INDONESIA
-	-	-	-	-	44,589	JAPAN
9	-	-	-	-	175,253	KOREA (SEOUL) A/
-	-	-	-	-	42,814	LAOS A/
613	631	939	713	740	16,167	MALAYSIA
70	365	425	429	512	2,165	MONGOLIA
-	-	-	-	-	5,791	MYANMAR
162	111	173	156	177	1,675	PAPUA NEW GUINEA
1,210	1,295	1,278	1,348	1,415	70,036	REP OF PHILIPPINES A/
20	-	-	-	-	536	SINGAPORE
85	146	122	157	53	920	SOLOMON ISLANDS
-	-	-	-	-	103,156	TAIWAN
1,445	1,600	1,985	1,703	1,730	108,854	THAILAND A/
85	105	99	99	103	1,009	TONGA
88	99	93	87	63	525	VANUATU
-	-	-	-	-	302,142	VIETNAM A/
79	95	96	105	85	571	WESTERN SAMOA
5,765	6,457	6,693	7,141	7,218	311,788	NEAR EAST AND SOUTH ASIA
-	-	-	-	-	5,616	AFGHANISTAN
75	61	126	124	115	1,647	ALGERIA
108	149	251	228	216	1,260	BAHRAIN
326	342	312	394	456	6,884	BANGLADESH
1,009	1,000	1,000	1,040	1,006	28,774	EGYPT
357	404	177	241	480	11,469	INDIA
-	-	-	-	-	67,442	IRAN
-	-	-	-	-	1,487	IRAQ
-	-	-	-	-	218	ISRAEL
1,202	1,655	1,600	1,654	1,679	38,904	JORDAN
474	547	550	554	582	12,275	LEBANON
-	-	-	-	-	2,795	LIBYA
80	85	101	94	100	999	MALDIVES
830	812	907	927	904	36,605	MOROCCO
140	196	196	189	216	3,126	NEPAL
119	117	217	233	230	2,338	OMAN
-	-	-	174	-	32,058	PAKISTAN
-	-	-	-	-	12,456	SAUDI ARABIA
179	200	214	230	203	3,733	SRI LANKA
-	-	-	-	-	56	SYRIA

TOTALS MAY NOT ADD DUE TO ROUNDING * LESS THAN $500

AS OF 30 SEP 00

INTERNATIONAL MILITARY EDUCATION AND TRAINING PROGRAM/DELIVERIES (CONTINUED)
INCLUDES MILITARY ASSISTANCE SERVICE FUNDED AND EMERGENCY DRAWDOWNS

(DOLLARS IN THOUSANDS)

	FY 1950 FY 1990	FY 1991	FY 1992	FY 1993	FY 1994	FY 1995
NEAR EAST AND SOUTH ASIA (CONTINUED)						
TUNISIA	19,322	1,623	1,125	1,215	500	800
YEMEN	12,148	25	-	-	-	-
EUROPE	646,745	7,444	9,464	8,892	6,757	7,897
ALBANIA	-	-	128	172	165	226
AUSTRIA	1,821	26	-	-	10	15
BELARUS	-	-	-	97	100	94
BELGIUM	33,889	-	-	-	-	-
BOSNIA-HERZEGOVINA	-	-	-	-	-	-
BULGARIA	-	-	333	279	300	400
CROATIA	-	-	-	-	-	105
CZECH REPUBLIC	-	-	-	469	500	500
CZECHOSLOVAKIA	-	246	648	61	-	-
DENMARK	30,451	-	-	-	-	-
ESTONIA	-	-	61	88	152	180
FINLAND	729	15	-	-	10	15
FRANCE	107,987	-	-	-	-	-
GEORGIA	-	-	-	-	63	82
GERMANY	16,173	-	-	-	-	-
GREECE	58,544	564	294	243	100	48
HUNGARY	-	250	641	699	700	796
ICELAND	194	-	-	-	-	-
IRELAND	11	11	-	-	-	-
ITALY	46,566	-	-	-	-	-
KAZAKHSTAN	-	-	-	163	90	97
KYRGYZSTAN	-	-	-	-	50	60
LATVIA	-	-	46	113	195	197
LITHUANIA	-	-	72	148	150	196
LUXEMBOURG	550	-	-	-	-	-
MACEDONIA (FYROM)	-	-	-	-	-	125
MALTA	102	23	11	53	18	58
MOLDOVA	-	-	-	-	57	106
NETHERLANDS	39,100	-	-	-	-	-
NORWAY	31,652	-	-	-	-	-
POLAND	-	351	711	684	700	747
PORTUGAL	44,313	815	2,095	996	500	500
ROMANIA	-	-	-	309	312	460
RUSSIA	-	-	132	455	471	413
SLOVAKIA	-	-	-	128	296	253
SLOVENIA	-	-	-	82	113	150
SPAIN	64,964	1,507	928	240	49	52
TURKEY	143,083	3,552	3,288	3,032	1,006	1,102
TURKMENISTAN	-	-	-	-	50	118

TOTALS MAY NOT ADD DUE TO ROUNDING * LESS THAN $500

AS OF 30 SEP 00

INTERNATIONAL MILITARY EDUCATION AND TRAINING PROGRAM/DELIVERIES (CONTINUED)
INCLUDES MILITARY ASSISTANCE SERVICE FUNDED AND EMERGENCY DRAWDOWNS

(DOLLARS IN THOUSANDS)

FY 1996	FY 1997	FY 1998	FY 1999	FY 2000	FY 1950 FY 2000	
						NEAR EAST AND SOUTH ASIA (CONTINUED)
816	837	900	937	906	28,981	TUNISIA
50	52	142	122	125	12,664	YEMEN
13,253	15,180	18,713	18,450	19,438	772,232	EUROPE
432	666	613	650	646	3,698	ALBANIA
15	-	-	-	-	1,887	AUSTRIA
279	273	61	-	-	904	BELARUS
-	-	-	-	-	33,889	BELGIUM
259	500	600	632	601	2,592	BOSNIA-HERZEGOVINA
708	903	950	974	1,000	5,847	BULGARIA
218	427	455	435	514	2,154	CROATIA
795	737	1,394	1,227	1,441	7,063	CZECH REPUBLIC
-	-	-	-	-	954	CZECHOSLOVAKIA
-	-	-	-	-	30,451	DENMARK
386	572	689	675	789	3,592	ESTONIA
14	-	-	-	-	783	FINLAND
-	-	-	-	-	107,987	FRANCE
302	312	416	394	409	1,978	GEORGIA
-	-	-	-	-	16,173	GERMANY
54	28	31	25	25	59,957	GREECE
1,034	1,014	1,347	1,500	1,398	9,379	HUNGARY
-	-	-	-	-	194	ICELAND
-	-	-	-	-	21	IRELAND
-	-	-	-	-	46,566	ITALY
388	389	587	540	567	2,821	KAZAKHSTAN
231	257	336	383	358	1,675	KYRGYZSTAN
388	535	751	729	749	3,704	LATVIA
498	523	664	727	750	3,727	LITHUANIA
-	-	-	-	-	550	LUXEMBOURG
249	319	457	448	504	2,102	MACEDONIA (FYROM)
30	104	91	109	100	699	MALTA
273	268	460	485	487	2,136	MOLDOVA
-	-	-	-	-	39,100	NETHERLANDS
-	-	-	-	-	31,652	NORWAY
1,021	1,000	1,318	1,600	1,670	9,801	POLAND
769	551	844	700	656	52,739	PORTUGAL
758	922	1,094	1,111	1,093	6,059	ROMANIA
760	842	732	228	717	4,751	RUSSIA
471	621	621	623	633	3,646	SLOVAKIA
253	400	654	650	579	2,881	SLOVENIA
49	-	-	-	-	67,789	SPAIN
1,095	1,454	1,505	1,514	1,554	162,185	TURKEY
213	262	336	261	313	1,553	TURKMENISTAN

TOTALS MAY NOT ADD DUE TO ROUNDING

* LESS THAN $500

AS OF 30 SEP 00

INTERNATIONAL MILITARY EDUCATION AND TRAINING PROGRAM/DELIVERIES (CONTINUED)
INCLUDES MILITARY ASSISTANCE SERVICE FUNDED AND EMERGENCY DRAWDOWNS

(DOLLARS IN THOUSANDS)

	FY 1950 FY 1990	FY 1991	FY 1992	FY 1993	FY 1994	FY 1995
EUROPE (CONTINUED)						
UKRAINE	-	-	77	379	600	707
UNITED KINGDOM	21,624	-	-	-	-	-
UZBEKISTAN	-	-	-	-	-	95
YUGOSLAVIA	4,991	85	-	-	-	-
AFRICA	120,042	7,998	7,947	8,683	4,021	4,955
ANGOLA	-	-	-	-	-	-
BENIN	437	117	106	113	99	161
BOTSWANA	2,576	601	582	445	364	440
BURKINA FASO	853	107	-	-	-	-
BURUNDI	1,052	195	182	333	-	44
CAMEROON	1,767	487	283	328	100	-
CAPE VERDE	375	252	130	167	-	75
CENTRAL AFRICAN REP	1,026	143	256	215	-	186
CHAD	2,246	344	352	370	225	62
COMOROS	171	90	60	137	-	-
CONGO (BRAZZAVILLE)	128	214	150	142	109	150
CONGO (KINSHASA)	18,113	8	-	-	-	-
DJIBOUTI	1,054	208	46	206	106	125
EQUATORIAL GUINEA	616	127	71	-	-	-
ERITREA	-	-	-	-	82	200
ETHIOPIA	22,701	-	-	160	113	248
GABON	992	79	113	115	-	-
GAMBIA	422	115	117	98	100	-
GHANA	3,481	251	260	303	229	222
GUINEA	1,151	160	183	187	88	155
GUINEA-BISSAU	280	164	150	203	102	75
IVORY COAST	1,196	277	186	213	150	120
KENYA	13,978	718	775	652	288	283
LESOTHO	220	109	129	130	-	32
LIBERIA	9,401	-	-	-	-	-
MADAGASCAR	532	101	151	274	-	-
MALAWI	1,485	144	131	108	125	125
MALI	2,529	245	121	198	134	163
MAURITANIA	684	84	-	-	-	-
MAURITIUS	-	-	92	65	-	-
MOZAMBIQUE	-	87	185	176	-	138
NAMIBIA	-	190	217	300	220	126
NIGER	2,382	438	379	349	200	189
NIGERIA	1,985	171	378	139	-	-
RWANDA	675	24	78	141	75	50
SAO TOME & PRINCIPE	271	76	151	175	-	29
SENEGAL	4,751	587	675	749	450	598

TOTALS MAY NOT ADD DUE TO ROUNDING * LESS THAN $500

AS OF 30 SEP 00

INTERNATIONAL MILITARY EDUCATION AND TRAINING PROGRAM/DELIVERIES (CONTINUED)
INCLUDES MILITARY ASSISTANCE SERVICE FUNDED AND EMERGENCY DRAWDOWNS

(DOLLARS IN THOUSANDS)

FY 1996	FY 1997	FY 1998	FY 1999	FY 2000	FY 1950 FY 2000	
						EUROPE (CONTINUED)
1,019	1,015	1,250	1,304	1,338	7,689	UKRAINE
-	-	-	-	-	21,624	UNITED KINGDOM
293	286	457	526	547	2,204	UZBEKISTAN
-	-	-	-	-	5,076	YUGOSLAVIA
6,016	7,093	7,989	8,463	7,543	190,748	AFRICA
-	174	-	-	-	174	ANGOLA
281	350	376	372	356	2,768	BENIN
454	391	540	562	479	7,435	BOTSWANA
-	-	-	-	-	960	BURKINA FASO
71	-	-	-	-	1,878	BURUNDI
83	104	142	184	189	3,668	CAMEROON
64	208	153	70	123	1,616	CAPE VERDE
110	158	150	81	103	2,428	CENTRAL AFRICAN REP
-	27	100	87	100	3,913	CHAD
64	76	101	14	-	713	COMOROS
162	147	-	-	-	1,202	CONGO (BRAZZAVILLE)
-	-	-	-	-	18,121	CONGO (KINSHASA)
150	94	103	123	163	2,378	DJIBOUTI
-	-	-	-	-	815	EQUATORIAL GUINEA
261	413	409	439	27	1,831	ERITREA
327	313	279	516	152	24,809	ETHIOPIA
-	-	-	-	47	1,346	GABON
-	-	-	-	-	851	GAMBIA
257	243	288	391	450	6,375	GHANA
35	55	70	167	179	2,430	GUINEA
88	119	64	-	22	1,267	GUINEA-BISSAU
151	170	211	189	22	2,886	IVORY COAST
297	304	443	462	422	18,622	KENYA
72	76	75	74	86	1,004	LESOTHO
-	-	-	-	-	9,401	LIBERIA
102	113	146	115	160	1,694	MADAGASCAR
154	228	284	332	345	3,461	MALAWI
155	152	275	374	270	4,616	MALI
-	-	-	-	-	769	MAURITANIA
-	22	63	95	79	416	MAURITIUS
203	204	178	184	178	1,533	MOZAMBIQUE
190	188	203	145	175	1,953	NAMIBIA
11	-	-	-	-	3,948	NIGER
-	-	-	90	525	3,289	NIGERIA
243	359	473	314	164	2,596	RWANDA
75	72	74	86	45	1,054	SAO TOME & PRINCIPE
637	697	815	846	764	11,568	SENEGAL

TOTALS MAY NOT ADD DUE TO ROUNDING * LESS THAN $500

AS OF 30 SEP 00

INTERNATIONAL MILITARY EDUCATION AND TRAINING PROGRAM/DELIVERIES (CONTINUED)
INCLUDES MILITARY ASSISTANCE SERVICE FUNDED AND EMERGENCY DRAWDOWNS

(DOLLARS IN THOUSANDS)

	FY 1950 FY 1990	FY 1991	FY 1992	FY 1993	FY 1994	FY 1995
AFRICA (CONTINUED)						
SEYCHELLES	111	66	90	128	-	10
SIERRA LEONE	523	296	88	284	-	52
SOMALIA	6,619	-	-	-	-	-
SOUTH AFRICA	-	-	-	-	104	297
SUDAN	10,131	-	-	-	-	-
SWAZILAND	376	128	181	147	-	57
TANZANIA	165	60	163	177	114	81
TOGO	626	126	-	-	-	-
UGANDA	592	190	220	198	128	138
ZAMBIA	-	-	135	151	75	92
ZIMBABWE	1,368	218	382	403	241	232
WESTERN HEMISPHERE	274,760	13,378	11,988	10,885	4,551	4,458
ANTIGUA & BARBUDA	220	18	7	16	6	3
ARGENTINA	13,121	520	282	300	102	109
BAHAMAS	263	118	80	75	11	13
BARBADOS	574	41	17	37	6	11
BELIZE	646	115	150	124	50	54
BOLIVIA	16,636	886	742	1,054	439	368
BRAZIL	16,617	72	147	250	96	100
CHILE	16,847	313	306	266	97	120
COLOMBIA	24,781	2,762	2,310	2,641	900	588
COSTA RICA	2,530	315	206	225	101	68
CUBA	2,023	-	-	-	-	-
DOMINICA	317	15	15	41	30	39
DOMINICAN REPUBLIC	17,024	636	942	786	308	213
ECUADOR	18,701	831	776	808	379	293
EL SALVADOR	29,686	957	1,354	300	400	404
GRENADA	473	126	109	49	43	39
GUATEMALA	10,088	399	210	153	36	-
GUYANA	39	37	77	100	5	97
HAITI	3,713	169	-	-	-	35
HONDURAS	18,828	1,471	1,202	1,358	524	325
JAMAICA	2,539	1,025	664	447	201	174
MEXICO	4,564	881	579	721	201	400
NICARAGUA	11,583	-	-	-	-	-
PANAMA	8,265	-	-	-	-	-
PARAGUAY	7,621	120	247	341	89	134
PERU	23,351	374	112	-	-	325
ST KITTS AND NEVIS	311	95	91	60	44	39
ST LUCIA	303	43	72	49	59	46
ST VINCENT + GREN.	353	92	104	73	52	40
SURINAME	128	-	-	-	-	28

TOTALS MAY NOT ADD DUE TO ROUNDING * LESS THAN $500

AS OF 30 SEP 00

INTERNATIONAL MILITARY EDUCATION AND TRAINING PROGRAM/DELIVERIES (CONTINUED)
INCLUDES MILITARY ASSISTANCE SERVICE FUNDED AND EMERGENCY DRAWDOWNS

(DOLLARS IN THOUSANDS)

FY 1996	FY 1997	FY 1998	FY 1999	FY 2000	FY 1950 FY 2000	
						AFRICA (CONTINUED)
31	50	79	103	72	741	SEYCHELLES
134	3	-	-	-	1,380	SIERRA LEONE
-	-	-	-	-	6,619	SOMALIA
466	656	804	1,022	904	4,253	SOUTH AFRICA
-	-	-	-	-	10,131	SUDAN
50	85	93	91	105	1,313	SWAZILAND
126	5	185	181	167	1,424	TANZANIA
-	25	-	-	-	776	TOGO
189	342	357	305	247	2,906	UGANDA
99	172	143	150	137	1,153	ZAMBIA
224	298	313	299	286	4,265	ZIMBABWE
8,217	8,532	9,693	9,857	9,890	366,209	WESTERN HEMISPHERE
95	93	123	109	113	802	ANTIGUA & BARBUDA
588	603	607	613	740	17,585	ARGENTINA
116	107	110	127	112	1,131	BAHAMAS
99	103	60	57	71	1,076	BARBADOS
217	208	258	175	161	2,158	BELIZE
547	509	570	533	548	22,832	BOLIVIA
200	222	220	206	223	18,353	BRAZIL
301	395	453	478	499	20,075	CHILE
95	-	885	917	900	36,779	COLOMBIA
196	200	241	240	280	4,603	COSTA RICA
-	-	-	-	-	2,023	CUBA
35	32	40	50	58	671	DOMINICA
507	622	556	493	487	22,575	DOMINICAN REPUBLIC
547	425	534	569	518	24,380	ECUADOR
535	455	512	491	523	35,617	EL SALVADOR
61	49	58	59	47	1,113	GRENADA
-	205	223	253	228	11,794	GUATEMALA
220	178	181	216	168	1,318	GUYANA
169	275	290	160	222	5,033	HAITI
500	425	500	560	548	26,241	HONDURAS
469	487	504	472	461	7,443	JAMAICA
992	1,008	921	918	865	12,050	MEXICO
-	57	74	200	194	12,108	NICARAGUA
-	-	-	87	117	8,469	PANAMA
155	284	216	215	210	9,632	PARAGUAY
380	483	462	478	455	26,419	PERU
75	56	65	63	67	966	ST KITTS AND NEVIS
68	43	44	57	79	862	ST LUCIA
74	44	50	49	52	982	ST VINCENT + GREN.
85	149	82	100	102	674	SURINAME

TOTALS MAY NOT ADD DUE TO ROUNDING * LESS THAN $500

AS OF 30 SEP 00

INTERNATIONAL MILITARY EDUCATION AND TRAINING PROGRAM/DELIVERIES (CONTINUED)
INCLUDES MILITARY ASSISTANCE SERVICE FUNDED AND EMERGENCY DRAWDOWNS

(DOLLARS IN THOUSANDS)

	FY 1950 FY 1990	FY 1991	FY 1992	FY 1993	FY 1994	FY 1995
WESTERN HEMISPHERE (CONTINUED)						
TRINIDAD + TOBAGO	259	65	38	49	10	-
URUGUAY	7,677	499	484	337	167	143
VENEZUELA	14,683	383	666	226	195	250
INTERNATL. ORG. AND VARIOUS	278	-	-	-	-	-
GEN. AND REG. COSTS	245,701	3,074	1,137	1,670	888	709

A/ DURING THE PERIOD FY 66-75, GRANT AID FUNDING IN SUPPORT OF ACTIVITIES IN SOUTHEAST ASIA WAS A PART OF THE REGULAR DOD APPROPRIATION AND WAS IDENTIFIED FOR PROGRAMMING PURPOSES AS MILITARY ASSISTANCE SERVICE FUNDED (MASF) PROGRAMS. THE FUNDS WERE USED FOR PROVIDING MILITARY EQUIPMENT AND RELATED SERVICES AND TRAINING TO THOSE COUNTRIES ENGAGED IN THE HOSTILITIES IN SOUTHEAST ASIA, I.E., KOREA, LAOS, PHILIPPINES, THAILAND, AND VIETNAM.

NOTE: SECURITY ASSISTANCE TRAINING IS CONSIDERED FULLY DELIVERED WHEN FUNDED.

TOTALS MAY NOT ADD DUE TO ROUNDING * LESS THAN $500

AS OF 30 SEP 00

INTERNATIONAL MILITARY EDUCATION AND TRAINING PROGRAM/DELIVERIES (CONTINUED)
INCLUDES MILITARY ASSISTANCE SERVICE FUNDED AND EMERGENCY DRAWDOWNS

(DOLLARS IN THOUSANDS)

FY 1996	FY 1997	FY 1998	FY 1999	FY 2000	FY 1950 FY 2000	
						WESTERN HEMISPHERE (CONTINUED)
83	95	133	148	132	1,013	TRINIDAD + TOBAGO
380	332	321	364	326	11,029	URUGUAY
428	388	400	400	384	18,403	VENEZUELA
-	-	-	-	-	278	INTERNATL. ORG. AND VARIOUS
900	1,198	1,260	950	1,471	258,958	GEN. AND REG. COSTS

TOTALS MAY NOT ADD DUE TO ROUNDING

* LESS THAN $500

AS OF 30 SEP 00

SUMMARY OF STUDENTS TRAINED UNDER INTERNATIONAL MILITARY EDUCATION AND TRAINING PROGRAM
INCLUDES MILITARY ASSISTANCE SERVICE FUNDED AND EMERGENCY DRAWDOWNS

	FY 1950 FY 1990	FY 1991	FY 1992	FY 1993	FY 1994	FY 1995
WORLDWIDE	581,334	7,053	6,416	6,500	2,624	2,659
EAST ASIA AND PACIFIC	294,881	1,211	972	863	215	360
CAMBODIA	67,482	-	-	-	5	9
FIJI	108	4	-	-	-	-
INDOCHINA	434	-	-	-	-	-
INDONESIA	7,678	182	195	-	-	-
JAPAN	15,721	-	-	-	-	-
KOREA (SEOUL) A/	37,838	289	257	125	7	7
LAOS A/	44,500	-	-	-	-	-
MALAYSIA	2,163	-	3	-	25	47
MONGOLIA	-	-	8	7	1	7
MYANMAR	1,227	-	-	-	-	-
PAPUA NEW GUINEA	107	21	17	13	3	14
REP OF PHILIPPINES A/	22,005	571	474	405	94	120
SINGAPORE	240	8	6	8	2	3
SOLOMON ISLANDS	36	8	3	3	1	9
TAIWAN	25,597	-	-	-	-	-
THAILAND A/	21,731	119	1	288	73	121
TONGA	79	9	8	10	1	8
VANUATU	-	-	-	3	1	8
VIETNAM A/	47,935	-	-	-	-	-
WESTERN SAMOA	-	-	-	1	2	7
NEAR EAST AND SOUTH ASIA	42,350	1,008	836	863	340	444
AFGHANISTAN	487	-	-	-	-	-
ALGERIA	115	26	17	16	5	7
BAHRAIN	-	-	35	35	9	20
BANGLADESH	617	58	58	59	14	12
EGYPT	2,487	252	250	233	52	74
INDIA	906	20	31	41	8	10
IRAN	11,049	-	-	-	-	-
IRAQ	410	-	-	-	-	-
ISRAEL	-	80	-	-	-	-
JORDAN	6,952	174	98	78	71	82
LEBANON	2,433	-	-	51	59	67
LIBYA	567	-	-	-	-	-
MALDIVES	52	8	10	10	-	5
MOROCCO	4,081	105	99	123	34	36
NEPAL	206	24	19	19	9	7
OMAN	162	47	16	24	9	20
PAKISTAN	6,242	-	-	-	-	-
SAUDI ARABIA	1,434	-	-	-	-	-
SRI LANKA	342	26	36	29	10	10
SYRIA	20	-	-	-	-	-

AS OF 30 SEP 00

SUMMARY OF STUDENTS TRAINED UNDER INTERNATIONAL MILITARY EDUCATION AND TRAINING PROGRAM
INCLUDES MILITARY ASSISTANCE SERVICE FUNDED AND EMERGENCY DRAWDOWNS

FY 1996	FY 1997	FY 1998	FY 1999	FY 2000	FY 1950 FY 2000	
3,470	3,450	8,069	9,000	8,216	638,791	WORLDWIDE
498	363	871	930	648	301,812	EAST ASIA AND PACIFIC
49	15	-	-	-	67,560	CAMBODIA
-	-	-	1	22	135	FIJI
-	-	-	-	-	434	INDOCHINA
17	7	14	79	-	8,172	INDONESIA
-	-	-	-	-	15,721	JAPAN
4	-	-	-	-	38,527	KOREA (SEOUL) A/
-	-	-	-	-	44,500	LAOS A/
84	58	57	152	126	2,715	MALAYSIA
3	10	194	99	130	459	MONGOLIA
-	-	-	-	-	1,227	MYANMAR
17	4	38	86	96	416	PAPUA NEW GUINEA
114	118	149	214	90	24,354	REP OF PHILIPPINES A/
4	-	-	-	-	271	SINGAPORE
10	6	72	29	19	196	SOLOMON ISLANDS
-	-	-	-	-	25,597	TAIWAN
171	120	215	181	94	23,114	THAILAND A/
8	10	35	28	1	197	TONGA
10	3	2	39	2	68	VANUATU
-	-	-	-	-	47,935	VIETNAM A/
7	12	95	22	68	214	WESTERN SAMOA
486	575	737	812	735	49,186	NEAR EAST AND SOUTH ASIA
-	-	-	-	-	487	AFGHANISTAN
7	5	8	12	9	227	ALGERIA
19	21	30	34	28	231	BAHRAIN
25	23	26	78	31	1,001	BANGLADESH
63	72	73	82	62	3,700	EGYPT
21	18	13	6	18	1,092	INDIA
-	-	-	-	-	11,049	IRAN
-	-	-	-	-	410	IRAQ
-	-	-	-	-	80	ISRAEL
107	171	163	196	163	8,255	JORDAN
74	100	139	163	129	3,215	LEBANON
-	-	-	-	-	567	LIBYA
8	8	8	6	6	121	MALDIVES
41	34	77	50	46	4,726	MOROCCO
10	15	15	13	43	380	NEPAL
22	17	21	40	102	480	OMAN
-	-	-	-	-	6,242	PAKISTAN
-	-	-	-	-	1,434	SAUDI ARABIA
14	16	66	9	10	568	SRI LANKA
-	-	-	-	-	20	SYRIA

AS OF 30 SEP 00

SUMMARY OF STUDENTS TRAINED UNDER INTERNATIONAL MILITARY EDUCATION AND TRAINING PROGRAM (CONTINUED)
INCLUDES MILITARY ASSISTANCE SERVICE FUNDED AND EMERGENCY DRAWDOWNS

	FY 1950 FY 1990	FY 1991	FY 1992	FY 1993	FY 1994	FY 1995
EUROPE (CONTINUED)						
UKRAINE	-	-	6	28	21	39
UNITED KINGDOM	3,970	-	-	-	-	-
UZBEKISTAN	-	-	-	-	-	5
YUGOSLAVIA	910	12	-	-	-	-
AFRICA	15,195	812	800	954	256	281
ANGOLA	-	-	-	-	-	-
BENIN	52	11	9	12	6	5
BOTSWANA	431	77	67	72	23	26
BURKINA FASO	88	10	-	-	-	-
BURUNDI	115	9	12	31	-	5
CAMEROON	177	41	30	29	8	-
CAPE VERDE	40	13	10	10	-	2
CENTRAL AFRICAN REP	97	14	18	18	-	10
CHAD	156	32	32	42	12	3
COMOROS	23	7	6	12	-	-
CONGO (BRAZZAVILLE)	16	18	10	15	4	6
CONGO (KINSHASA)	1,587	-	-	-	-	-
DJIBOUTI	104	16	2	17	6	8
EQUATORIAL GUINEA	46	8	5	-	-	-
ERITREA	-	-	-	-	3	19
ETHIOPIA	3,918	-	-	12	5	25
GABON	85	5	6	6	-	-
GAMBIA	54	16	15	13	7	-
GHANA	749	42	26	38	14	16
GUINEA	111	12	11	16	4	6
GUINEA-BISSAU	28	11	11	18	5	5
IVORY COAST	176	26	17	21	6	7
KENYA	1,666	98	109	80	21	18
LESOTHO	26	10	18	22	-	3
LIBERIA	1,235	-	-	-	-	-
MADAGASCAR	54	9	11	26	-	-
MALAWI	221	14	11	15	11	7
MALI	244	22	11	18	6	6
MAURITANIA	57	7	-	-	-	-
MAURITIUS	-	-	10	9	-	-
MOZAMBIQUE	-	4	13	12	-	5
NAMIBIA	-	20	29	40	14	9
NIGER	200	42	29	28	9	10
NIGERIA	650	45	53	19	-	-
RWANDA	56	1	6	14	1	2
SAO TOME & PRINCIPE	24	7	10	10	-	1
SENEGAL	408	41	43	62	21	31

AS OF 30 SEP 00

SUMMARY OF STUDENTS TRAINED UNDER INTERNATIONAL MILITARY EDUCATION AND TRAINING PROGRAM (CONTINUED)
INCLUDES MILITARY ASSISTANCE SERVICE FUNDED AND EMERGENCY DRAWDOWNS

FY 1996	FY 1997	FY 1998	FY 1999	FY 2000	FY 1950 FY 2000	
						EUROPE (CONTINUED)
36	41	105	347	311	934	UKRAINE
-	-	-	-	-	3,970	UNITED KINGDOM
10	8	80	14	33	150	UZBEKISTAN
-	-	-	-	-	922	YUGOSLAVIA
372	381	1,135	1,809	1,530	23,525	AFRICA
-	5	-	-	-	5	ANGOLA
14	19	32	80	64	304	BENIN
36	30	35	56	57	910	BOTSWANA
-	-	-	-	-	98	BURKINA FASO
3	-	-	-	-	175	BURUNDI
5	6	14	38	12	360	CAMEROON
2	7	6	2	5	97	CAPE VERDE
5	5	5	2	2	176	CENTRAL AFRICAN REP
-	6	5	53	7	348	CHAD
2	2	5	1	-	58	COMOROS
7	6	-	-	-	82	CONGO (BRAZZAVILLE)
-	-	-	-	-	1,587	CONGO (KINSHASA)
7	5	4	6	3	178	DJIBOUTI
-	-	-	-	-	59	EQUATORIAL GUINEA
18	20	18	10	-	88	ERITREA
33	10	21	7	2	4,033	ETHIOPIA
-	-	-	-	3	105	GABON
-	-	-	-	-	105	GAMBIA
16	18	57	29	58	1,063	GHANA
1	2	3	8	73	247	GUINEA
3	6	3	-	1	91	GUINEA-BISSAU
7	9	56	56	1	382	IVORY COAST
24	19	71	132	107	2,345	KENYA
9	10	9	77	68	252	LESOTHO
-	-	-	-	-	1,235	LIBERIA
4	5	29	83	26	247	MADAGASCAR
10	18	24	105	128	564	MALAWI
9	7	71	59	68	521	MALI
-	-	-	-	-	64	MAURITANIA
-	5	5	4	24	57	MAURITIUS
8	6	63	59	66	236	MOZAMBIQUE
13	11	10	8	10	164	NAMIBIA
2	-	-	-	-	320	NIGER
-	-	-	7	115	889	NIGERIA
5	14	54	52	8	213	RWANDA
2	2	2	2	2	62	SAO TOME & PRINCIPE
29	30	108	171	69	1,013	SENEGAL

AS OF 30 SEP 00

SUMMARY OF STUDENTS TRAINED UNDER INTERNATIONAL MILITARY EDUCATION AND TRAINING PROGRAM (CONTINUED)
INCLUDES MILITARY ASSISTANCE SERVICE FUNDED AND EMERGENCY DRAWDOWNS

	FY 1950 FY 1990	FY 1991	FY 1992	FY 1993	FY 1994	FY 1995
AFRICA (CONTINUED)						
SEYCHELLES	19	8	9	10	-	1
SIERRA LEONE	92	22	15	43	-	5
SOMALIA	540	1	-	-	-	-
SOUTH AFRICA	-	-	-	-	4	15
SUDAN	1,129	1	-	-	-	-
SWAZILAND	71	18	24	24	-	3
TANZANIA	33	6	22	26	8	5
TOGO	57	10	-	-	-	-
UGANDA	84	21	28	31	12	10
ZAMBIA	-	-	18	28	4	7
ZIMBABWE	276	37	44	55	42	-
WESTERN HEMISPHERE	117,552	3,135	3,035	2,880	1,382	1,048
ANTIGUA & BARBUDA	100	7	3	5	1	1
ARGENTINA	4,204	88	87	74	36	12
BAHAMAS	209	37	29	43	6	9
BARBADOS	219	14	1	2	1	3
BELIZE	319	31	33	32	6	6
BOLIVIA	5,511	147	184	167	66	41
BRAZIL	8,801	32	18	37	17	19
CHILE	6,917	160	183	172	160	172
COLOMBIA	18,022	820	812	1,000	545	274
COSTA RICA	1,487	95	69	82	27	18
CUBA	523	-	-	-	-	-
DOMINICA	138	3	4	14	4	6
DOMINICAN REPUBLIC	6,092	118	158	157	50	20
ECUADOR	8,662	236	209	141	111	64
EL SALVADOR	6,540	131	168	54	65	24
GRENADA	173	35	31	20	9	6
GUATEMALA	4,251	89	14	42	5	-
GUYANA	43	15	18	24	3	17
HAITI	935	21	-	-	-	5
HONDURAS	7,403	371	289	286	113	108
JAMAICA	857	185	171	135	11	9
MEXICO	1,833	200	182	157	45	58
NICARAGUA	5,740	-	-	-	-	-
PANAMA	6,766	-	-	-	-	-
PARAGUAY	2,280	13	38	51	10	15
PERU	9,586	88	16	-	-	59
ST KITTS AND NEVIS	137	27	29	20	5	6
ST LUCIA	147	12	25	17	12	8
ST VINCENT + GREN.	151	24	33	28	5	8
SURINAME	31	-	-	-	-	2

AS OF 30 SEP 00

SUMMARY OF STUDENTS TRAINED UNDER INTERNATIONAL MILITARY EDUCATION AND TRAINING PROGRAM (CONTINUED)
INCLUDES MILITARY ASSISTANCE SERVICE FUNDED AND EMERGENCY DRAWDOWNS

FY 1996	FY 1997	FY 1998	FY 1999	FY 2000	FY 1950 FY 2000	
						AFRICA (CONTINUED)
2	3	9	28	1	90	SEYCHELLES
11	-	-	-	-	188	SIERRA LEONE
-	-	-	-	-	541	SOMALIA
35	38	204	551	447	1,294	SOUTH AFRICA
-	-	-	-	-	1,130	SUDAN
5	6	7	6	17	181	SWAZILAND
6	-	45	8	8	167	TANZANIA
-	5	-	-	-	72	TOGO
17	24	40	20	18	305	UGANDA
8	10	69	51	42	237	ZAMBIA
14	12	51	38	18	587	ZIMBABWE
1,389	1,385	2,387	2,771	2,684	139,648	WESTERN HEMISPHERE
11	13	16	16	12	185	ANTIGUA & BARBUDA
65	72	211	197	191	5,237	ARGENTINA
18	12	16	17	10	406	BAHAMAS
12	9	6	6	9	282	BARBADOS
31	29	32	33	20	572	BELIZE
74	68	66	76	88	6,488	BOLIVIA
38	41	19	30	22	9,074	BRAZIL
174	167	187	174	201	8,667	CHILE
28	-	261	611	763	23,136	COLOMBIA
45	52	101	53	69	2,098	COSTA RICA
-	-	-	-	-	523	CUBA
6	5	7	6	7	200	DOMINICA
70	70	47	47	36	6,865	DOMINICAN REPUBLIC
135	109	141	162	94	10,064	ECUADOR
68	27	241	181	143	7,642	EL SALVADOR
9	7	10	6	6	312	GRENADA
-	29	83	103	19	4,635	GUATEMALA
26	22	17	20	16	221	GUYANA
9	19	107	2	39	1,137	HAITI
105	112	197	221	208	9,413	HONDURAS
54	66	87	57	118	1,750	JAMAICA
221	192	165	194	95	3,342	MEXICO
-	4	26	55	135	5,960	NICARAGUA
-	-	-	2	12	6,780	PANAMA
10	27	22	57	42	2,565	PARAGUAY
26	53	99	44	55	10,026	PERU
11	10	8	26	9	288	ST KITTS AND NEVIS
9	5	8	6	9	258	ST LUCIA
10	6	7	8	5	285	ST VINCENT + GREN.
17	10	18	86	72	236	SURINAME

AS OF 30 SEP 00

SUMMARY OF STUDENTS TRAINED UNDER INTERNATIONAL MILITARY EDUCATION AND TRAINING PROGRAM (CONTINUED)
INCLUDES MILITARY ASSISTANCE SERVICE FUNDED AND EMERGENCY DRAWDOWNS

	FY 1950 FY 1990	FY 1991	FY 1992	FY 1993	FY 1994	FY 1995
WESTERN HEMISPHERE (CONTINUED)						
TRINIDAD + TOBAGO	106	14	11	3	3	-
URUGUAY	3,116	53	64	61	26	15
VENEZUELA	6,253	69	156	56	40	63
INTERNATL. ORG. AND VARIOUS	13	-	-	-	-	-
GEN. AND REG. COSTS	49	-	-	2	-	2

NOTE: THE NUMBER OF STUDENTS TRAINED UNDER THE IMET PROGRAM CONTAINED IN THIS DOCUMENT WILL NOT AGREE WITH THE NUMBERS OF STUDENTS TRAINED AS POTRAYED IN THE CONGRESSIONAL PRESENTATION FOR FOREIGN OPERATIONS BECAUSE THE CONGRESSIONAL PRESENTATION DATA CONTAINS THE TOTAL NUMBER OF STUDENTS TRAINED BY EACH MOBILE TRAINING TEAM (MTT); WHEREAS, THE DATA IN THIS DOCUMENT COUNTS ONLY THE MTT ITSELF AND NOT THE TOTAL NUMBER OF STUDENTS TRAINED BY EACH MTT.

A/ DURING THE PERIOD FY 66-75, GRANT AID FUNDING IN SUPPORT OF ACTIVITIES IN SOUTHEAST ASIA WAS A PART OF THE REGULAR DOD APPROPRIATION AND WAS IDENTIFIED FOR PROGRAMMING PURPOSES AS MILITARY ASSISTANCE SERVICE FUNDED (MASF) PROGRAMS. THE FUNDS WERE USED FOR PROVIDING MILITARY EQUIPMENT AND RELATED SERVICES AND TRAINING TO THOSE COUNTRIES ENGAGED IN THE HOSTILITIES IN SOUTHEAST ASIA, I.E., KOREA, LAOS, PHILIPPINES, THAILAND, AND VIETNAM.

SUMMARY OF STUDENTS TRAINED UNDER INTERNATIONAL MILITARY EDUCATION AND TRAINING PROGRAM (CONTINUED)
INCLUDES MILITARY ASSISTANCE SERVICE FUNDED AND EMERGENCY DRAWDOWNS

FY 1996	FY 1997	FY 1998	FY 1999	FY 2000	FY 1950 FY 2000	
						WESTERN HEMISPHERE (CONTINUED)
8	12	18	15	12	202	TRINIDAD + TOBAGO
30	65	72	78	74	3,654	URUGUAY
69	72	92	182	93	7,145	VENEZUELA
-	-	-	-	-	13	INTERNATL. ORG. AND VARIOUS
1	-	-	-	-	54	GEN. AND REG. COSTS

AS OF 30 SEP 00

FOREIGN MILITARY SALES, FOREIGN MILITARY CONSTRUCTION SALES AND MILITARY ASSISTANCE FACTS

AS OF SEPTEMBER 30, 2001

NOTE: THIS PUBLICATION IS AVAILABLE ON THE DSCA WEB SITE AT WWW.DSCA.OSD.MIL AND CAN BE DOWNLOADED IN HARD COPY FORMAT. THEREFORE, IN ACCORDANCE WITH THE PAPERWORK REDUCTION ACT OF 1995 FUTURE HARD COPY DISTRIBUTION WILL BE DISCONTINUED.

PUBLISHED BY
DEPUTY FOR FINANCIAL MANAGEMENT
COMPTROLLER, DSCA

TABLE OF CONTENTS

NARRATIVE DESCRIPTION OF STATISTICAL TABLES iv
GRAPH - FOREIGN MILITARY SALES AGREEMENTS (DEFENSE ARTICLES & SERVICES AND CONSTRUCTION 1
*FOREIGN MILITARY SALES AGREEMENTS 2
*FOREIGN MILITARY CONSTRUCTION SALES AGREEMENTS. 12
GRAPH - FOREIGN MILITARY SALES DELIVERIES (DEFENSE ARTICLES & SERVICES AND CONSTRUCTION 17
*FOREIGN MILITARY SALES DELIVERIES 18
*FOREIGN MILITARY CONSTRUCTION SALES DELIVERIES. 28
GRAPH - FOREIGN MILITARY FINANCING PROGRAM 33
FOREIGN MILITARY FINANCING PROGRAM 34
COMMERCIAL EXPORTS LICENSED UNDER ARMS EXPORT CONTROL ACT 62
MILITARY ASSISTANCE PROGRAM MERGER FUNDS. 74
GRAPH - MILITARY ASSISTANCE PROGRAM 79
MILITARY ASSISTANCE PROGRAM 80
GRAPH - MILITARY ASSISTANCE PROGRAM DELIVERIES/EXPENDITURES 89
MILITARY ASSISTANCE PROGRAM DELIVERIES/EXPENDITURES 90
MAP EXCESS DEFENSE ARTICLES PROGRAM - ACQUISITION COST. 96
MAP EXCESS DEFENSE ARTICLES DELIVERED - ACQUISITION COST. 100
GRAPH - IMET PROGRAM/DELIVERIES 105
INTERNATIONAL MILITARY EDUCATION AND TRAINING PROGRAM/DELIVERIES. 106
SUMMARY OF STUDENTS TRAINED UNDER IMET. 116

*The data in this publication regarding Foreign Military Sales Agreements and Deliveries portrays only sales and deliveries of defense articles and defense services. In accordance with Section 29 of the Arms Export Control Act, Foreign Military Construction Sales Agreements and Deliveries are shown separately in tables on pages 12 and 28 of this publication.

NARRATIVE DESCRIPTION OF STATISTICAL TABLES

1. **FOREIGN MILITARY SALES (FMS) AGREEMENTS** - Total dollar value of defense articles and defense services purchased with cash, credit, and MAP Merger Funds by a foreign government or international organization in any fiscal year. Also see Item 7, Military Assistance Program Merger Funds.

2. **FOREIGN MILITARY SALES (FMS) DELIVERIES** - Total dollar value of defense articles and defense services delivered to a foreign government or international organization in any fiscal year. After implementing an FMS agreement, the responsible military department directs release of materiel from stocks or procurement or provision of services or training. As execution progresses, the military department reports accrued expenditures and physical deliveries within 30 days of date of shipment or performance.

3. **FOREIGN MILITARY CONSTRUCTION SALES (FMCS) AGREEMENTS** - Total dollar value of design and construction services purchased by a foreign government in any fiscal year.

4. **FOREIGN MILITARY CONSTRUCTION SALES (FMCS) DELIVERIES** - Total dollar value of disbursements against design and construction services provided to a foreign government in any fiscal year. Also see Item 2, Foreign Military Sales Deliveries.

5. **FOREIGN MILITARY FINANCING (FMF) PROGRAM** - The amount of credit extended to a foreign government or international organization in any fiscal year for the procurement of defense articles, defense services, and design and construction services. Such procurements may be from U.S. military departments under FMS/FMCS, or may be negotiated directly with U.S. commercial suppliers following the approval of DoD. FMF credits are issued in the form of DoD direct loans which require repayment, or DoD direct loans for which repayment has been waived by the Congress. Annual foreign military financing programs may be applied to FMS/FMCS or commercial procurement contracts negotiated in prior, current or subsequent years within the parameters of the applicable purchase and loan financing agreements.

6. **COMMERCIAL EXPORTS** - The total dollar value of deliveries made against purchases of munitions-controlled items by foreign governments directly from U.S. manufacturers. The data are compiled by the Office of Defense Trade Controls (DTC), Department of

State, from shippers' export documents and completed licenses returned to DTC from ports of exit by the U.S. Customs Service.

7. **MILITARY ASSISTANCE PROGRAM (MAP) MERGER FUNDS** - Approved funds which are transferred to the FMS Trust Fund and merged with countries' FMS funds. MAP "merger" funds are non-repayable, and may be used solely to meet obligations of the recipient countries for payment of FMS/FMCS purchases; they are not available to finance procurements from U.S. commercial suppliers.

8. **MILITARY ASSISTANCE PROGRAM (MAP)** - The dollar amount of materiel and services (other than training) programmed for a particular foreign country in any fiscal year for which the U.S. Government receives no dollar reimbursement.

9. **MILITARY ASSISTANCE PROGRAM (MAP) DELIVERIES/EXPENDITURES** - The dollar amount of materiel and services (other than training) delivered or expended against amounts programmed in the current fiscal year or prior fiscal years.

10. **EXCESS DEFENSE ARTICLES PROGRAM - ACQUISITION COST** - Total dollar value of excess defense articles transferred to a foreign country or international organization at the original acquisition cost. Excess defense articles are defined as being owned by the U.S. Government and not procured in anticipation of military assistance or sales requirements, or pursuant to a military assistance or sales order, which are excess to Department of Defense requirements at the time such articles are dropped from inventory by the supplying agency.

11. **EXCESS DEFENSE ARTICLES DELIVERED - ACQUISITION COST** - Total dollar value of excess defense articles delivered to a recipient country in any fiscal year at original acquisition cost.

12. **INTERNATIONAL MILITARY EDUCATION & TRAINING (IMET) PROGRAM/DELIVERIES** - The dollar value allocated in any fiscal year for the training of foreign military students both overseas and in the continental United States, and the cost of training aids and materials associated with such training, for which the U.S. Government receives no dollar reimbursement. This program is considered fully delivered when funded.

FOREIGN MILITARY SALES AGREEMENTS
INCLUDES CONSTRUCTION
(Dollars in Billions)

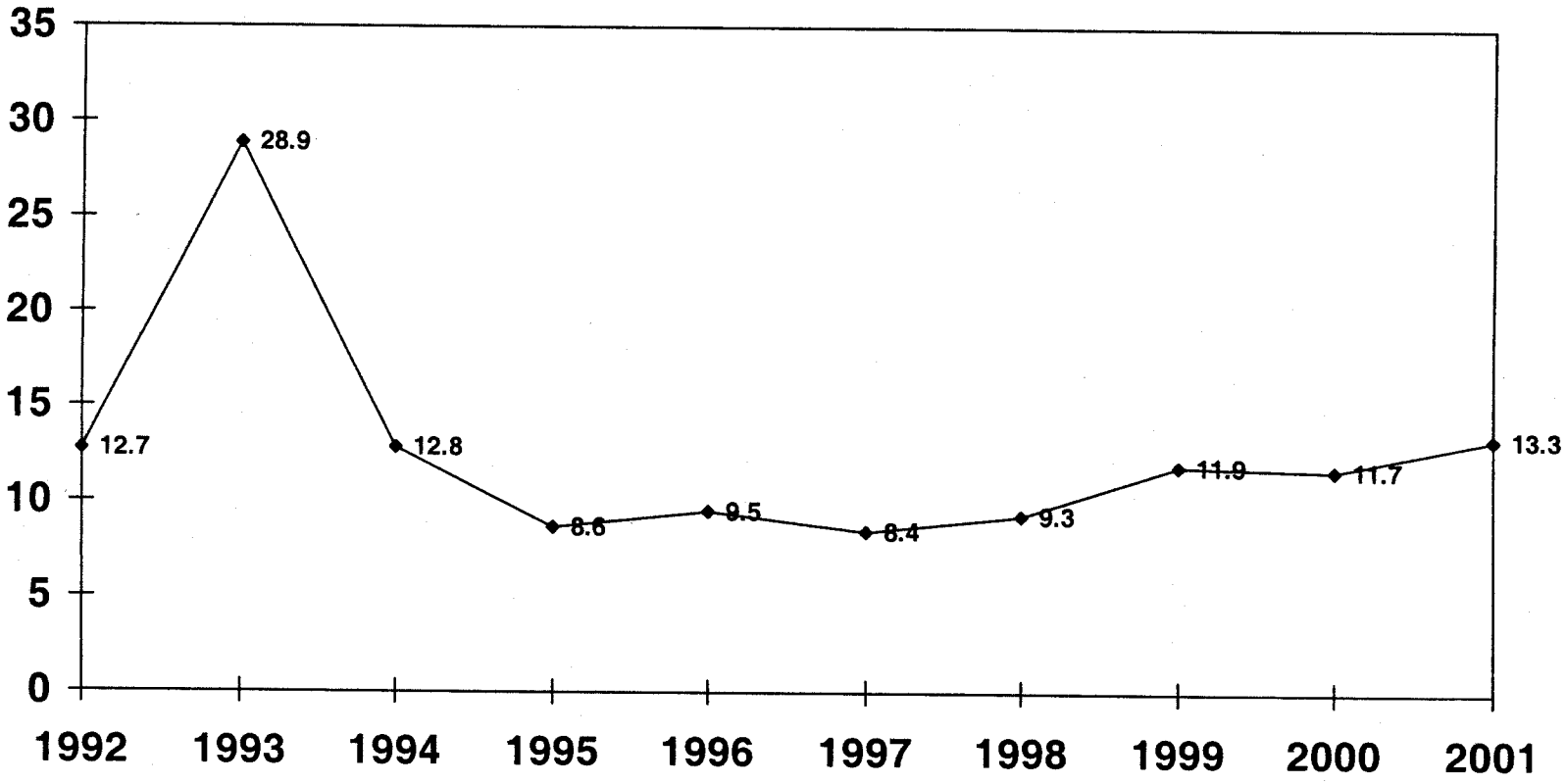

FOREIGN MILITARY SALES AGREEMENTS

(DOLLARS IN THOUSANDS)

	FY 1950 FY 1991	FY 1992	FY 1993	FY 1994	FY 1995	FY 1996
WORLDWIDE	200,180,389	12,540,342	28,731,240	12,763,646	8,562,420	9,395,344
EAST ASIA AND PACIFIC	34,709,173	3,694,017	7,920,224	3,235,303	1,935,744	2,558,011
AUSTRALIA	7,531,508	124,407	264,068	217,760	154,897	166,352
BRUNEI	414	-	-	-	40	-
CAMBODIA	-	-	-	-	1,697	651
CHINA	259,714	-	-	-	-	-
FIJI	1,829	-	-	-	12	-
INDOCHINA	8,542	-	-	-	-	-
INDONESIA	681,816	9,744	22,386	9,890	11,582	28,098
JAPAN	6,690,664	325,937	1,351,867	733,991	685,068	513,132
KOREA (SEOUL)	5,792,838	2,315,631	225,004	362,842	464,268	872,973
LAOS	-	-	-	-	-	-
MALAYSIA	187,656	3,963	803	712,172	22,941	5,523
MONGOLIA	-	-	-	-	-	-
MYANMAR	8,734	-	-	-	-	-
NEW ZEALAND	288,011	6,333	9,301	15,349	9,029	7,114
PAPUA NEW GUINEA	327	-	-	-	-	-
REP OF PHILIPPINES	904,763	38,287	78,142	19,528	14,432	19,144
SINGAPORE	1,179,500	35,267	96,226	572,842	183,925	303,570
TAIWAN	8,282,119	477,904	5,512,966	357,859	208,123	451,145
THAILAND	2,889,322	356,543	359,462	233,059	179,731	190,267
TONGA	250	-	-	12	-	43
VIETNAM	1,167	-	-	-	-	-
NEAR EAST AND SOUTH ASIA	96,603,256	2,488,567	13,999,611	4,717,295	2,332,356	3,886,391
ALGERIA	6,029	-	-	-	-	-
BAHRAIN	872,720	17,074	94,249	35,044	47,442	95,657
BANGLADESH	2,831	-	-	-	7,529	-
EGYPT	12,745,409	587,030	435,192	409,532	1,014,846	1,269,067
INDIA	85,884	-	4	-	*	-
IRAN	10,851,976	-	-	-	-	-
IRAQ	13,152	-	-	-	-	-
ISRAEL	14,105,115	96,518	160,963	2,142,862	631,305	828,688
JORDAN	1,811,997	6,759	14,485	38,736	12,968	199,511
KUWAIT	3,483,058	425,222	2,700,834	170,618	77,514	231,658
LEBANON	558,464	-	2,353	29,329	64,415	15,773
LIBYA	28,249	-	-	-	-	-
MOROCCO	1,028,383	13,703	11,107	15,215	12,398	5,391
NEPAL	1,255	-	-	-	-	-
OMAN	154,322	5,118	6,098	1,311	6,745	2,760
PAKISTAN	3,659,883	-	-	-	78	-
QATAR	1,986	1,940	305	4,105	-	-
SAUDI ARABIA	45,306,994	883,683	10,532,706	1,623,867	441,265	1,228,729
SRI LANKA	1,810	-	-	185	62	113
SYRIA	1	-	-	-	-	-

TOTALS MAY NOT ADD DUE TO ROUNDING

* LESS THAN $500

AS OF 30 SEP 01

FOREIGN MILITARY SALES AGREEMENTS

(DOLLARS IN THOUSANDS)

FY 1997	FY 1998	FY 1999	FY 2000	FY 2001	FY 1950 FY 2001	
8,375,880	8,888,617	11,600,084	11,385,839	13,134,719	325,558,519	WORLDWIDE
2,178,575	1,741,922	2,540,546	2,011,706	2,385,602	64,910,822	EAST ASIA AND PACIFIC
289,199	240,973	449,793	422,709	162,484	10,024,150	AUSTRALIA
122	-	-	356	-	931	BRUNEI
846	1,534	200	694	325	5,947	CAMBODIA
-	-	-	-	-	259,714	CHINA
-	-	-	-	-	1,842	FIJI
-	-	-	-	-	8,542	INDOCHINA
724	283	1,063	-	-	765,586	INDONESIA
343,137	350,492	234,581	527,464	364,952	12,121,284	JAPAN
775,652	296,815	532,735	603,600	774,389	13,016,746	KOREA (SEOUL)
986	184	-	-	254	1,424	LAOS
11,120	1,244	31,943	5,025	3,002	985,391	MALAYSIA
-	-	-	-	2,100	2,100	MONGOLIA
-	-	-	-	-	8,734	MYANMAR
24,241	14,841	11,117	7,998	57,262	450,595	NEW ZEALAND
-	-	-	-	-	327	PAPUA NEW GUINEA
19,377	10,975	9,645	13,953	7,131	1,135,376	REP OF PHILIPPINES
187,935	183,437	660,697	110,776	656,303	4,170,477	SINGAPORE
352,833	597,299	554,509	134,682	270,012	17,199,451	TAIWAN
172,404	43,846	54,262	184,448	87,389	4,750,733	THAILAND
-	-	-	-	-	305	TONGA
-	-	-	-	-	1,167	VIETNAM
2,222,913	4,501,851	5,490,496	3,925,471	5,895,237	146,063,443	NEAR EAST AND SOUTH ASIA
-	-	323	200	50	6,602	ALGERIA
59,907	325,592	52,329	183,851	129,536	1,913,402	BAHRAIN
1,556	31,708	-	2,050	886	46,560	BANGLADESH
961,043	978,459	2,058,723	1,612,165	1,720,483	23,791,948	EGYPT
299	-	-	-	-	86,186	INDIA
-	-	-	-	-	10,851,976	IRAN
-	-	-	-	-	13,152	IRAQ
506,433	654,619	2,430,699	782,564	2,882,074	25,221,839	ISRAEL
17,466	17,930	14,682	120,540	122,331	2,377,407	JORDAN
49,047	119,359	87,219	200,254	283,540	7,828,324	KUWAIT
16,709	12,319	1,568	6,912	5,457	713,298	LEBANON
-	-	-	-	-	28,249	LIBYA
5,492	1,502	3,724	6,916	8,957	1,112,788	MOROCCO
-	-	-	585	-	1,840	NEPAL
7,644	3,089	4,134	4,396	4,160	199,776	OMAN
97	37	-	-	-	3,660,095	PAKISTAN
-	-	-	-	32	8,367	QATAR
574,730	2,278,250	786,820	714,149	587,761	64,958,953	SAUDI ARABIA
74	22	192	-	-	2,458	SRI LANKA
-	-	-	-	-	1	SYRIA

TOTALS MAY NOT ADD DUE TO ROUNDING

* LESS THAN $500

AS OF 30 SEP 01

FOREIGN MILITARY SALES AGREEMENTS (CONTINUED)

(DOLLARS IN THOUSANDS)

	FY 1950 FY 1991	FY 1992	FY 1993	FY 1994	FY 1995	FY 1996
NEAR EAST AND SOUTH ASIA (CONTINUED)						
TUNISIA	597,460	9,543	22,938	17,268	11,785	7,203
UNITED ARAB EMIRATES	960,901	441,977	18,379	229,222	4,005	1,840
YEMEN	325,376	-	-	-	-	-
	57,333,510	4,939,813	5,812,094	4,035,077	3,487,291	2,128,868
EUROPE						
ALBANIA	-	-	-	5	-	3,384
AUSTRIA	293,837	3,695	3,055	26,215	9,132	11,172
BELGIUM	3,015,622	34,793	328,775	19,696	24,961	59,147
BOSNIA-HERZEGOVINA	-	-	-	-	-	171
BULGARIA	-	-	-	-	-	*
CROATIA	-	-	-	-	-	-
CZECH REPUBLIC	-	-	-	-	-	8,125
DENMARK	1,625,898	62,130	303,567	47,860	34,060	129,458
ESTONIA	-	-	15	-	29	681
FINLAND	16,468	2,427,009	63	584,567	172,317	1,832
FRANCE	1,172,350	27,067	49,349	45,853	672,362	18,627
GEORGIA	-	-	-	-	-	-
GERMANY	11,726,909	157,564	158,816	177,957	252,497	235,909
GREECE	3,174,943	539,911	1,481,025	285,357	191,541	272,509
HUNGARY	-	-	10,976	-	-	3,911
ICELAND	544	-	-	-	-	12
IRELAND	897	-	48	-	45	-
ITALY	1,629,027	202,440	99,746	45,001	31,499	78,136
KAZAKHSTAN	-	-	-	-	-	-
KYRGYZSTAN	-	-	-	-	-	-
LATVIA	-	-	-	6	121	370
LITHUANIA	-	-	-	-	394	299
LUXEMBOURG	7,777	162	331	343	48	3,099
MACEDONIA (FYROM)	-	-	-	-	-	-
MALTA	132	1	60	-	12	-
MOLDOVA	-	-	-	-	-	-
NETHERLANDS	5,748,656	290,280	634,605	42,103	917,405	150,874
NORWAY	2,264,890	35,855	365,379	125,240	12,945	339,119
POLAND	-	-	-	-	-	7,014
PORTUGAL	971,971	26,665	14,790	6,740	11,340	3,663
ROMANIA	-	-	-	-	14,129	4,752
SLOVAKIA	-	-	-	-	*	644
SLOVENIA	-	-	-	-	-	208
SPAIN	5,556,878	94,985	116,129	57,852	401,009	117,113
SWEDEN	281,343	37,956	6,227	21,848	12,294	12,101
SWITZERLAND	1,243,028	3,676	1,594,444	21,978	21,955	6,006
TURKEY	7,488,201	822,819	529,591	1,948,555	545,342	207,527
TURKMENISTAN	-	-	-	-	-	-

TOTALS MAY NOT ADD DUE TO ROUNDING

* LESS THAN $500

AS OF 30 SEP 01

FOREIGN MILITARY SALES AGREEMENTS (CONTINUED)

(DOLLARS IN THOUSANDS)

FY 1997	FY 1998	FY 1999	FY 2000	FY 2001	FY 1950 FY 2001	
						NEAR EAST AND SOUTH ASIA (CONTINUED)
17,328	6,142	1,886	11,473	1,583	704,608	TUNISIA
5,089	72,822	47,898	279,072	147,537	2,208,739	UNITED ARAB EMIRATES
-	-	300	345	852	326,873	YEMEN
2,971,436	1,759,980	2,718,051	4,362,273	3,704,517	93,252,910	EUROPE
709	-	1,433	2,699	2,883	11,112	ALBANIA
21,972	9,757	5,863	10,275	14,287	409,260	AUSTRIA
122,066	21,222	68,321	36,677	85,653	3,816,933	BELGIUM
1,255	187	4,509	7,121	2,510	15,753	BOSNIA-HERZEGOVINA
3,949	3,380	1,088	8,290	21,119	37,826	BULGARIA
-	-	-	209	304	513	CROATIA
2,217	2,968	9,184	11,177	6,839	40,510	CZECH REPUBLIC
32,546	9,556	153,935	15,383	47,361	2,461,754	DENMARK
893	5,127	2,169	5,762	3,162	17,838	ESTONIA
287	1,821	4,052	12,535	89,215	3,310,167	FINLAND
102,270	21,278	74,159	84,632	342,251	2,610,199	FRANCE
-	1,225	3,019	9,467	3,929	17,640	GEORGIA
319,870	189,151	328,205	327,389	95,848	13,970,115	GERMANY
217,664	483,482	359,100	2,088,014	811,701	9,905,248	GREECE
5,067	5,318	7,651	7,770	3,289	43,981	HUNGARY
-	-	-	-	-	556	ICELAND
-	-	45	-	4	1,038	IRELAND
41,045	95,095	58,998	160,462	814,943	3,256,391	ITALY
-	1,782	-	2,430	200	4,413	KAZAKHSTAN
-	-	900	1,137	-	2,037	KYRGYZSTAN
1,360	4,758	2,895	4,651	2,007	16,167	LATVIA
2,518	3,991	837	5,082	5,729	18,850	LITHUANIA
3,760	728	2,436	346	391	19,420	LUXEMBOURG
1,798	9,510	8,210	4,377	16,503	40,398	MACEDONIA (FYROM)
-	-	-	109	5,922	6,235	MALTA
-	745	2,922	1,882	681	6,231	MOLDOVA
245,595	236,039	129,015	424,296	265,596	9,084,463	NETHERLANDS
69,019	86,988	82,163	150,490	92,984	3,625,073	NORWAY
4,191	10,835	24,025	20,787	26,348	93,200	POLAND
19,075	11,478	308,907	6,013	23,596	1,404,237	PORTUGAL
320	4,882	13,178	8,657	2,313	48,230	ROMANIA
1,983	3,062	2,866	6,115	2,895	17,566	SLOVAKIA
216	5,707	1,889	1,004	1,322	10,346	SLOVENIA
841,271	71,932	350,299	92,746	63,568	7,763,781	SPAIN
6,438	2,437	2,881	4,690	3,199	391,415	SWEDEN
11,714	18,088	85,299	8,957	16,857	3,032,000	SWITZERLAND
338,016	321,124	347,921	488,661	144,486	13,182,243	TURKEY
-	-	-	657	-	657	TURKMENISTAN

TOTALS MAY NOT ADD DUE TO ROUNDING

* LESS THAN $500

AS OF 30 SEP 01

FOREIGN MILITARY SALES AGREEMENTS (CONTINUED)

(DOLLARS IN THOUSANDS)

	FY 1950 FY 1991	FY 1992	FY 1993	FY 1994	FY 1995	FY 1996
EUROPE (CONTINUED)						
UKRAINE	-	-	-	-	-	-
UNITED KINGDOM	11,030,437	172,806	115,106	577,902	161,855	453,002
UZBEKISTAN	-	-	-	-	-	-
YUGOSLAVIA	83,704	-	-	-	-	-
AFRICA	1,201,687	15,811	18,107	12,164	5,119	9,857
BENIN	76	-	-	250	-	-
BOTSWANA	15,621	767	2,215	1,745	89	698
BURUNDI	-	65	7	-	-	-
CAMEROON	46,737	563	25	-	-	49
CAPE VERDE	34	1,598	-	20	2	-
CENTRAL AFRICAN REP	451	126	-	-	-	-
CHAD	26,144	2,312	110	663	152	728
COMOROS	-	-	80	-	-	-
CONGO (BRAZZAVILLE)	-	13	-	-	-	-
CONGO (KINSHASA)	137,441	-	-	-	-	-
DJIBOUTI	11,122	870	573	284	43	163
EQUATORIAL GUINEA	1,509	-	-	-	-	-
ERITREA	-	-	-	-	190	370
ETHIOPIA	86,561	-	-	1,330	473	327
GABON	5,779	3	131	81	-	-
GAMBIA	542	356	-	1,313	-	-
GHANA	528	-	98	711	75	462
GUINEA	7,398	68	316	448	-	-
GUINEA-BISSAU	757	253	375	1,271	-	267
IVORY COAST	462	1,383	517	-	-	6
KENYA	239,460	634	-	1,333	2,354	5,110
LESOTHO	-	6	-	-	-	-
LIBERIA	44,893	-	-	-	-	-
MADAGASCAR	3,487	-	258	100	-	-
MALAWI	4,074	373	30	377	-	88
MALI	279	-	97	650	-	-
MAURITANIA	962	-	-	-	-	-
MAURITIUS	-	-	-	650	-	-
MOZAMBIQUE	-	-	-	-	229	1
NAMIBIA	34	100	2,150	737	60	-
NIGER	12,712	1,697	1,511	5	589	-
NIGERIA	63,775	-	441	-	-	-
RWANDA	1,864	291	-	-	-	144
SAO TOME & PRINCIPE	453	27	-	-	-	-
SENEGAL	10,546	3,825	7,288	39	299	216
SEYCHELLES	241	-	267	1	-	-
SIERRA LEONE	2,450	412	587	17	2	-
SOMALIA	155,145	-	-	-	-	-

TOTALS MAY NOT ADD DUE TO ROUNDING

* LESS THAN $500

AS OF 30 SEP 01

FOREIGN MILITARY SALES AGREEMENTS (CONTINUED)

(DOLLARS IN THOUSANDS)

FY 1997	FY 1998	FY 1999	FY 2000	FY 2001	FY 1950 FY 2001	
						EUROPE (CONTINUED)
-	1,136	1,415	11,197	3,043	16,791	UKRAINE
552,351	113,612	265,652	330,092	679,826	14,452,642	UNITED KINGDOM
-	1,579	2,613	34	1,754	5,980	UZBEKISTAN
-	-	-	-	-	83,704	YUGOSLAVIA
11,249	24,291	13,617	14,969	21,151	1,348,022	AFRICA
-	1,552	2,000	-	145	4,024	BENIN
423	597	315	585	1,050	24,104	BOTSWANA
-	-	-	-	-	72	BURUNDI
-	-	-	-	-	47,375	CAMEROON
-	-	1	-	-	1,655	CAPE VERDE
-	-	-	-	3	580	CENTRAL AFRICAN REP
25	1,526	500	187	-	32,347	CHAD
-	-	-	-	-	80	COMOROS
-	-	-	-	-	13	CONGO (BRAZZAVILLE)
-	-	-	-	-	137,441	CONGO (KINSHASA)
33	-	-	-	-	13,089	DJIBOUTI
-	-	-	-	-	1,509	EQUATORIAL GUINEA
1,929	28	-	-	-	2,517	ERITREA
1,101	11,659	-	-	-	101,451	ETHIOPIA
-	-	-	-	70	6,065	GABON
-	-	-	-	-	2,211	GAMBIA
-	1,200	2,045	1,300	676	7,095	GHANA
-	324	52	-	512	9,117	GUINEA
121	-	-	-	-	3,044	GUINEA-BISSAU
182	-	1,700	-	-	4,250	IVORY COAST
779	2,886	5,037	5,255	5,964	268,812	KENYA
-	-	-	-	-	6	LESOTHO
-	-	-	-	-	44,893	LIBERIA
45	-	-	-	-	3,890	MADAGASCAR
-	1,469	-	-	-	6,411	MALAWI
-	1,972	-	600	2,900	6,497	MALI
-	-	-	-	-	962	MAURITANIA
-	-	-	-	-	650	MAURITIUS
-	-	-	-	3	234	MOZAMBIQUE
426	366	30	-	-	3,904	NAMIBIA
-	-	-	-	-	16,513	NIGER
-	-	273	3,500	6,953	74,942	NIGERIA
-	64	-	-	-	2,364	RWANDA
-	190	-	-	-	670	SAO TOME & PRINCIPE
2,000	-	1,276	2,818	1,880	30,186	SENEGAL
62	-	-	323	-	894	SEYCHELLES
-	-	-	-	-	3,469	SIERRA LEONE
-	-	-	-	-	155,145	SOMALIA

TOTALS MAY NOT ADD DUE TO ROUNDING

* LESS THAN $500

AS OF 30 SEP 01

FOREIGN MILITARY SALES AGREEMENTS (CONTINUED)

(DOLLARS IN THOUSANDS)

	FY 1950 FY 1991	FY 1992	FY 1993	FY 1994	FY 1995	FY 1996
AFRICA (CONTINUED)						
SOUTH AFRICA	3,149	-	-	-	30	1,075
SUDAN	316,369	-	-	-	-	-
TANZANIA	76	-	-	-	-	-
TOGO	472	-	41	-	-	-
UGANDA	82	-	-	6	-	154
ZAMBIA	-	-	-	122	317	-
ZIMBABWE	-	67	991	12	213	-
WESTERN HEMISPHERE	7,595,572	365,272	292,076	326,257	322,047	234,012
ANTIGUA & BARBUDA	5,055	341	984	431	152	-
ARGENTINA	217,222	3,560	9,548	28,943	15,268	3,406
BAHAMAS	-	-	-	-	-	-
BARBADOS	1,743	698	462	823	87	684
BELIZE	2,584	597	273	382	299	-
BOLIVIA	15,431	-	-	1	-	371
BOLIVIA - INTL NARC	42,119	15,405	13,411	11,842	11,620	3,449
BRAZIL	560,741	57,791	23,952	52,992	45,709	43,395
CANADA	3,426,377	135,295	144,014	94,966	175,678	119,380
CHILE	177,901	4,877	7,150	1,270	3,488	2,280
COLOMBIA	226,165	13,318	12,636	61,479	19,223	8,316
COLOMBIA - INTL NARC	55,710	51,824	30,308	19,043	9,266	7,201
COSTA RICA	29,755	274	121	855	23	195
CUBA	4,510	-	-	-	-	-
DOMINICA	3,517	300	456	885	51	-
DOMINICAN REPUBLIC	28,845	1,833	1,136	897	500	407
ECUADOR	152,906	2,603	1,078	5,139	124	-
ECUADOR - INTL NARC	426	1,213	308	232	137	412
EL SALVADOR	829,361	25,368	9,897	15,331	6,050	4,128
GRENADA	7,953	311	755	603	91	-
GUATEMALA	58,851	-	-	-	-	-
GUYANA	-	-	-	66	14	-
HAITI	3,404	-	-	-	-	4,817
HONDURAS	387,507	13,818	7,196	1,363	2,220	7,179
JAMAICA	27,352	1,413	2,889	1,023	1,148	805
MEXICO	182,939	894	4,479	4,140	1,809	4,393
NICARAGUA	5,205	-	-	-	-	-
PANAMA	33,893	834	64	450	51	169
PARAGUAY	1,017	39	5	198	12	-
PERU	191,622	923	-	-	-	5
PERU - INTL NARC	853	4,249	3	-	-	-
ST KITTS AND NEVIS	4,250	92	436	890	15	76
ST LUCIA	3,263	409	664	979	301	-
ST VINCENT + GREN.	4,143	389	663	624	47	-
SURINAME	1	-	-	-	-	-

TOTALS MAY NOT ADD DUE TO ROUNDING

* LESS THAN $500

AS OF 30 SEP 01

FOREIGN MILITARY SALES AGREEMENTS (CONTINUED)

(DOLLARS IN THOUSANDS)

FY 1997	FY 1998	FY 1999	FY 2000	FY 2001	FY 1950 FY 2001	
						AFRICA (CONTINUED)
325	-	388	402	136	5,504	SOUTH AFRICA
-	-	-	-	-	316,369	SUDAN
-	24	-	-	-	100	TANZANIA
-	-	-	-	-	513	TOGO
3,746	433	-	-	-	4,421	UGANDA
-	-	-	-	-	439	ZAMBIA
54	-	-	-	858	2,196	ZIMBABWE
322,299	194,374	167,832	442,627	210,867	10,473,235	WESTERN HEMISPHERE
262	2	680	-	450	8,357	ANTIGUA & BARBUDA
15,536	6,255	19,166	10,537	8,998	338,438	ARGENTINA
51	60	36	-	-	147	BAHAMAS
139	328	-	-	35	4,999	BARBADOS
314	18	145	77	186	4,875	BELIZE
3	449	-	7	997	17,259	BOLIVIA
8,610	1,824	1,769	530	1,259	111,839	BOLIVIA - INTL NARC
24,209	31,534	21,196	53,126	8,794	923,437	BRAZIL
101,078	107,668	71,157	116,228	99,257	4,591,098	CANADA
2,216	1,135	4,304	2,480	2,608	209,707	CHILE
75,154	12,714	8,448	230,470	16,588	684,510	COLOMBIA
-	5,433	2,716	5,567	2,311	189,379	COLOMBIA - INTL NARC
175	-	211	1	-	31,611	COSTA RICA
-	-	-	-	-	4,510	CUBA
80	-	161	87	120	5,657	DOMINICA
186	116	440	184	515	35,060	DOMINICAN REPUBLIC
4,168	252	-	-	360	166,630	ECUADOR
909	76	894	265	135	5,008	ECUADOR - INTL NARC
3,778	6,583	2,973	2,580	1,643	907,692	EL SALVADOR
423	-	251	3	145	10,535	GRENADA
-	68	-	-	-	58,919	GUATEMALA
72	-	-	182	415	750	GUYANA
878	246	-	105	-	9,450	HAITI
917	5,206	558	762	754	427,478	HONDURAS
276	211	290	731	499	36,637	JAMAICA
25,850	1,282	8,527	400	21,421	256,134	MEXICO
-	-	-	-	-	5,205	NICARAGUA
-	-	128	385	82	36,056	PANAMA
19	38	30	19	26	1,404	PARAGUAY
492	4,254	30	127	3,125	200,578	PERU
90	486	116	433	392	6,623	PERU - INTL NARC
187	-	295	70	105	6,415	ST KITTS AND NEVIS
80	-	140	130	145	6,111	ST LUCIA
136	-	73	130	105	6,309	ST VINCENT + GREN.
-	-	-	75	-	76	SURINAME

TOTALS MAY NOT ADD DUE TO ROUNDING

* LESS THAN $500

AS OF 30 SEP 01

FOREIGN MILITARY SALES AGREEMENTS (CONTINUED)

(DOLLARS IN THOUSANDS)

	FY 1950 FY 1991	FY 1992	FY 1993	FY 1994	FY 1995	FY 1996
WESTERN HEMISPHERE (CONTINUED)						
TRINIDAD + TOBAGO	823	276	50	1,189	255	332
URUGUAY	26,956	2,549	707	2,059	2,345	1,732
VENEZUELA	875,174	23,781	18,429	17,162	26,063	20,882
NON REGIONAL	846,271	979,458	539,910	366,119	415,059	539,262
CLASSIFIED TOTALS A/	846,271	979,458	539,910	366,119	415,059	539,262
INTERNATL. ORG. AND VARIOUS	1,890,920	57,404	149,218	71,432	64,804	38,942

A/ FOR FURTHER INFORMATION, SEE THE CLASSIFIED ANNEX TO THE CONGRESSIONAL PRESENTATION DOCUMENT FOR FOREIGN OPERATIONS.

TOTALS MAY NOT ADD DUE TO ROUNDING

* LESS THAN $500

AS OF 30 SEP 01

FOREIGN MILITARY SALES AGREEMENTS (CONTINUED)

(DOLLARS IN THOUSANDS)

FY 1997	FY 1998	FY 1999	FY 2000	FY 2001	FY 1950 FY 2001	
						WESTERN HEMISPHERE (CONTINUED)
268	663	-	191	244	4,290	TRINIDAD + TOBAGO
1,000	777	1,005	972	3,528	43,629	URUGUAY
54,742	6,696	22,093	15,777	35,624	1,116,424	VENEZUELA
618,012	627,987	599,507	568,729	873,745	6,974,059	NON REGIONAL
618,012	627,987	599,507	568,729	873,745	6,974,059	CLASSIFIED TOTALS A/
51,396	38,213	70,036	60,063	43,599	2,536,026	INTERNATL. ORG. AND VARIOUS

TOTALS MAY NOT ADD DUE TO ROUNDING

* LESS THAN $500

AS OF 30 SEP 01

FOREIGN MILITARY CONSTRUCTION SALES AGREEMENTS

(DOLLARS IN THOUSANDS)

	FY 1950 FY 1991	FY 1992	FY 1993	FY 1994	FY 1995	FY 1996
WORLDWIDE	18,046,616	147,211	159,662	57,405	24,795	134,547
EAST ASIA AND PACIFIC	1	-	620	-	-	75
CAMBODIA	-	-	-	-	-	-
KOREA (SEOUL)	1	-	-	-	-	-
SINGAPORE	-	-	-	-	-	75
TAIWAN	-	-	620	-	-	-
THAILAND	-	-	-	-	-	-
NEAR EAST AND SOUTH ASIA	17,844,946	127,454	147,433	7,652	20,437	128,334
BAHRAIN	21,139	-	-	-	-	-
EGYPT	701,160	107,485	14,039	1,522	15,582	112,975
IRAN	594	-	-	-	-	-
ISRAEL	2,581	-	-	-	-	-
JORDAN	985	-	-	-	-	-
KUWAIT	131,143	15,969	1,080	-	-	-
LIBYA	1,344	-	-	-	-	-
MOROCCO	-	-	-	-	4,854	1,359
OMAN	1,511	-	-	-	-	-
SAUDI ARABIA	16,984,487	4,000	132,314	6,130	-	14,000
YEMEN	2	-	-	-	-	-
EUROPE	78,611	51	-	43,951	-	-
FRANCE	29	-	-	-	-	-
GERMANY	8,905	51	-	32,915	-	-
GREECE	9	-	-	-	-	-
UNITED KINGDOM	69,668	-	-	11,036	-	-
AFRICA	34,975	1,142	2,120	1,144	528	448
BOTSWANA	-	194	-	-	-	-
BURUNDI	-	-	243	-	-	-
CAMEROON	50	83	848	-	-	-
CAPE VERDE	10	53	-	121	58	-
CENTRAL AFRICAN REP	85	157	-	-	-	-
CHAD	-	-	-	-	194	-
DJIBOUTI	800	-	-	-	-	-
EQUATORIAL GUINEA	19	-	-	-	-	-
ERITREA	-	-	-	-	-	-
ETHIOPIA	-	-	-	-	276	-
GABON	72	92	-	-	-	-
GAMBIA	77	-	-	-	-	-
GHANA	390	-	437	605	-	-
GUINEA	110	-	-	-	-	-
IVORY COAST	692	-	-	-	-	209
KENYA	302	-	-	-	-	240
LESOTHO	-	194	-	-	-	-

TOTALS MAY NOT ADD DUE TO ROUNDING

* LESS THAN $500

AS OF 30 SEP 01

FOREIGN MILITARY CONSTRUCTION SALES AGREEMENTS

(DOLLARS IN THOUSANDS)

FY 1997	FY 1998	FY 1999	FY 2000	FY 2001	FY 1950 FY 2001	
30,102	429,817	285,525	287,170	122,725	19,725,576	WORLDWIDE
313	-	50	-	-	1,059	EAST ASIA AND PACIFIC
48	-	-	-	-	48	CAMBODIA
-	-	-	-	-	1	KOREA (SEOUL)
266	-	-	-	-	340	SINGAPORE
-	-	-	-	-	620	TAIWAN
-	-	50	-	-	50	THAILAND
24,815	324,545	281,281	282,792	121,977	19,311,666	NEAR EAST AND SOUTH ASIA
-	-	-	-	-	21,139	BAHRAIN
21,339	101,543	221,923	28,397	57,587	1,383,552	EGYPT
-	-	-	-	-	594	IRAN
-	-	-	205,028	64,390	272,000	ISRAEL
-	-	-	-	-	985	JORDAN
-	-	12,359	-	-	160,551	KUWAIT
-	-	-	-	-	1,344	LIBYA
3,476	-	-	-	-	9,689	MOROCCO
-	-	-	-	-	1,511	OMAN
-	223,002	46,999	49,367	-	17,460,298	SAUDI ARABIA
-	-	-	-	-	2	YEMEN
1,405	98,550	1,975	3,141	-	227,684	EUROPE
-	-	-	-	-	29	FRANCE
1,405	98,550	1,975	3,141	-	146,941	GERMANY
-	-	-	-	-	9	GREECE
-	-	-	-	-	80,704	UNITED KINGDOM
749	947	44	272	260	42,629	AFRICA
-	-	-	-	-	194	BOTSWANA
-	-	-	-	-	243	BURUNDI
-	-	-	-	-	980	CAMEROON
-	-	44	-	-	286	CAPE VERDE
-	-	-	-	125	367	CENTRAL AFRICAN REP
-	-	-	272	-	467	CHAD
-	-	-	-	-	800	DJIBOUTI
-	-	-	-	-	19	EQUATORIAL GUINEA
361	947	-	-	-	1,308	ERITREA
388	-	-	-	-	664	ETHIOPIA
-	-	-	-	-	164	GABON
-	-	-	-	-	77	GAMBIA
-	-	-	-	-	1,432	GHANA
-	-	-	-	-	110	GUINEA
-	-	-	-	-	901	IVORY COAST
-	-	-	-	-	542	KENYA
-	-	-	-	-	194	LESOTHO

TOTALS MAY NOT ADD DUE TO ROUNDING

* LESS THAN $500

AS OF 30 SEP 01

FOREIGN MILITARY CONSTRUCTION SALES AGREEMENTS (CONTINUED)

(DOLLARS IN THOUSANDS)

	FY 1950 FY 1991	FY 1992	FY 1993	FY 1994	FY 1995	FY 1996
AFRICA (CONTINUED)						
LIBERIA	7,300	-	-	-	-	-
MADAGASCAR	177	-	-	-	-	-
MALAWI	496	-	-	-	-	-
MALI	124	-	-	-	-	-
MAURITANIA	326	-	-	-	-	-
MOZAMBIQUE	-	-	-	-	-	-
NIGER	3,719	90	534	153	-	-
RWANDA	112	10	-	-	-	-
SENEGAL	2,728	269	-	-	-	-
SEYCHELLES	-	-	-	35	-	-
SIERRA LEONE	550	-	58	-	-	-
SOMALIA	350	-	-	-	-	-
SUDAN	16,484	-	-	-	-	-
TOGO	2	-	-	-	-	-
UGANDA	-	-	-	229	-	-
	88,082	18,565	9,490	4,659	3,830	5,690
WESTERN HEMISPHERE						
ANTIGUA & BARBUDA	-	20	-	267	-	-
ARGENTINA	-	-	-	-	-	-
BARBADOS	130	297	238	-	-	-
BOLIVIA - INTL NARC	3,202	4,077	2,384	1,671	306	230
CANADA	519	-	-	-	-	-
COLOMBIA	-	-	1,607	388	-	733
COLOMBIA - INTL NARC	1,310	8,197	403	93	451	728
COSTA RICA	752	-	-	-	-	-
ECUADOR - INTL NARC	-	-	-	97	243	752
EL SALVADOR	50,296	2,094	435	2,046	2,442	777
GUATEMALA	2,021	-	-	-	-	-
HAITI	-	-	-	-	-	-
HONDURAS	22,563	3,880	4,423	97	388	2,469
MEXICO	7,203	-	-	-	-	-
PANAMA	-	-	-	-	-	-
ST VINCENT + GREN.	85	-	-	-	-	-
	-	-	-	-	-	-
NON-REGIONAL						
UNDHA	-	-	-	-	-	-

TOTALS MAY NOT ADD DUE TO ROUNDING

* LESS THAN $500

AS OF 30 SEP 01

FOREIGN MILITARY CONSTRUCTION SALES AGREEMENTS (CONTINUED)

(DOLLARS IN THOUSANDS)

FY 1997	FY 1998	FY 1999	FY 2000	FY 2001	FY 1950 FY 2001	
						AFRICA (CONTINUED)
-	-	-	-	-	7,300	LIBERIA
-	-	-	-	-	177	MADAGASCAR
-	-	-	-	-	496	MALAWI
-	-	-	-	-	124	MALI
-	-	-	-	-	326	MAURITANIA
-	-	-	-	135	135	MOZAMBIQUE
-	-	-	-	-	4,496	NIGER
-	-	-	-	-	122	RWANDA
-	-	-	-	-	2,996	SENEGAL
-	-	-	-	-	35	SEYCHELLES
-	-	-	-	-	608	SIERRA LEONE
-	-	-	-	-	350	SOMALIA
-	-	-	-	-	16,484	SUDAN
-	-	-	-	-	2	TOGO
-	-	-	-	-	229	UGANDA
2,820	4,805	2,175	965	488	141,568	WESTERN HEMISPHERE
-	-	-	-	-	287	ANTIGUA & BARBUDA
-	-	-	49	415	463	ARGENTINA
-	-	-	-	-	665	BARBADOS
485	-	-	607	-	12,962	BOLIVIA - INTL NARC
-	-	-	-	-	519	CANADA
500	-	-	-	-	3,228	COLOMBIA
-	2,913	2,175	-	-	16,269	COLOMBIA - INTL NARC
-	-	-	-	-	752	COSTA RICA
-	-	-	-	-	1,092	ECUADOR - INTL NARC
1,834	763	-	-	-	60,687	EL SALVADOR
-	-	-	-	-	2,021	GUATEMALA
-	340	-	195	-	535	HAITI
-	789	-	114	-	34,725	HONDURAS
-	-	-	-	-	7,203	MEXICO
-	-	-	-	73	73	PANAMA
-	-	-	-	-	85	ST VINCENT + GREN.
-	971	-	-	-	971	NON-REGIONAL
-	971	-	-	-	971	UNDHA

TOTALS MAY NOT ADD DUE TO ROUNDING

* LESS THAN $500

AS OF 30 SEP 01

PAGE INTENTIONALLY LEFT BLANK

FOREIGN MILITARY SALES DELIVERIES
INCLUDES CONSTRUCTION
(Dollars in Billions)

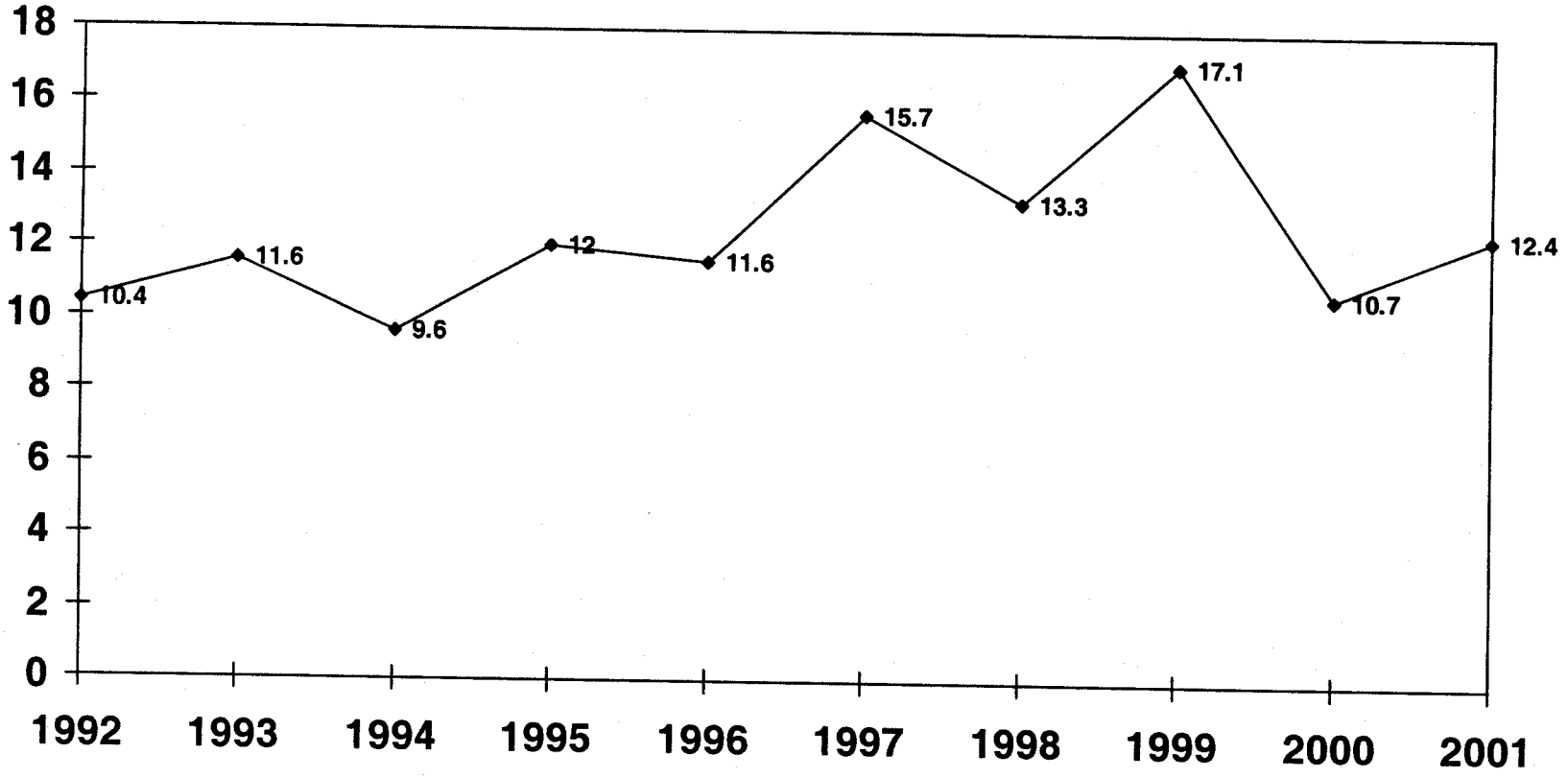

FOREIGN MILITARY SALES DELIVERIES

(DOLLARS IN THOUSANDS)

	FY 1950 FY 1991	FY 1992	FY 1993	FY 1994	FY 1995	FY 1996
WORLDWIDE	142,155,864	10,072,304	11,268,206	9,336,405	11,796,542	11,479,511
EAST ASIA AND PACIFIC	26,065,998	2,005,720	2,044,378	2,693,501	3,285,400	2,654,721
AUSTRALIA	6,947,425	156,308	259,167	349,307	303,357	228,349
BRUNEI	414	-	-	-	-	17
CAMBODIA	-	-	-	-	1,064	455
CHINA	223,417	-	11,439	20,629	4,230	-
FIJI	1,829	-	-	-	-	-
INDOCHINA	8,542	-	-	-	-	-
INDONESIA	579,703	19,956	39,088	16,484	11,464	10,892
JAPAN	3,874,138	570,923	378,723	779,392	692,797	752,869
KOREA (SEOUL)	4,617,507	308,932	302,845	379,432	441,666	339,844
LAOS	-	-	-	-	-	-
MALAYSIA	171,327	3,199	6,197	11,370	9,443	38,722
MYANMAR	8,734	-	-	-	-	-
NEW ZEALAND	243,528	12,211	7,649	9,511	14,697	11,686
PAPUA NEW GUINEA	327	-	-	-	-	-
REP OF PHILIPPINES	595,363	98,257	39,710	45,129	57,881	88,765
SINGAPORE	957,553	24,245	78,367	86,793	58,558	80,240
TAIWAN	5,485,918	711,405	815,188	844,781	1,334,645	833,050
THAILAND	2,349,104	100,281	105,899	150,646	355,558	269,823
TONGA	1	4	108	26	40	10
VIETNAM	1,167	-	-	-	-	-
NEAR EAST AND SOUTH ASIA	64,153,493	5,321,503	6,518,340	3,608,965	6,374,463	5,448,659
ALGERIA	3,793	300	1,710	220	6	-
BAHRAIN	595,116	105,635	67,928	70,731	39,632	38,690
BANGLADESH	2,450	381	-	-	907	1,659
EGYPT	6,653,161	1,026,683	1,236,006	888,972	1,478,654	1,083,192
INDIA	79,661	36	12	31	24	4,497
IRAN	10,639,132	-	-	-	-	-
IRAQ	13,152	-	-	-	-	-
ISRAEL	11,706,831	718,739	773,933	409,221	327,044	385,835
JORDAN	1,703,939	19,513	24,944	31,490	47,041	15,681
KUWAIT	1,154,567	802,959	827,107	215,316	472,103	744,799
LEBANON	552,441	1,307	4,883	3,627	40,875	31,742
LIBYA	28,249	-	-	-	-	-
MOROCCO	925,570	37,561	18,696	16,851	22,047	21,464
NEPAL	1,245	2	1	6	-	-
OMAN	131,640	5,782	7,414	8,840	5,886	5,157
PAKISTAN	2,386,838	-	-	-	-	146,410
QATAR	1,986	260	1,035	833	349	512
SAUDI ARABIA	26,135,165	2,381,871	3,440,866	1,894,845	3,568,019	2,837,713
SRI LANKA	1,751	-	5	19	229	57
SYRIA	1	-	-	-	-	-
TUNISIA	520,588	15,518	16,529	27,098	26,681	19,072

TOTALS MAY NOT ADD DUE TO ROUNDING

* LESS THAN $500

AS OF 30 SEP 01

FOREIGN MILITARY SALES DELIVERIES

(DOLLARS IN THOUSANDS)

FY 1997	FY 1998	FY 1999	FY 2000	FY 2001	FY 1950 FY 2001	
15,609,384	12,908,455	16,919,259	10,499,885	12,154,731	264,200,545	WORLDWIDE
3,948,007	3,389,780	4,660,231	3,830,071	3,160,452	57,738,259	EAST ASIA AND PACIFIC
195,888	207,724	269,038	331,043	247,691	9,495,297	AUSTRALIA
-	47	*	68	107	652	BRUNEI
705	860	635	287	159	4,164	CAMBODIA
-	-	-	-	-	259,714	CHINA
-	-	-	12	-	1,842	FIJI
-	-	-	-	-	8,542	INDOCHINA
13,348	5,183	13,653	-	-	709,771	INDONESIA
492,054	409,416	485,171	523,628	503,414	9,462,524	JAPAN
478,029	836,461	590,183	1,456,763	750,006	10,501,669	KOREA (SEOUL)
14	684	316	10	55	1,078	LAOS
16,814	72,405	46,349	426,224	77,346	879,397	MALAYSIA
-	-	-	-	-	8,734	MYANMAR
16,298	10,863	8,899	19,496	19,781	374,618	NEW ZEALAND
-	-	-	-	-	327	PAPUA NEW GUINEA
28,492	40,056	19,492	9,913	20,124	1,043,182	REP OF PHILIPPINES
132,710	232,099	559,508	138,925	244,524	2,593,521	SINGAPORE
2,394,148	1,423,954	2,521,905	797,906	1,176,151	18,339,051	TAIWAN
179,508	150,005	145,082	125,779	121,094	4,052,779	THAILAND
*	23	-	17	-	229	TONGA
-	-	-	-	-	1,167	VIETNAM
7,691,311	6,138,778	6,911,642	3,993,722	4,746,228	120,907,103	NEAR EAST AND SOUTH ASIA
-	-	-	-	-	6,029	ALGERIA
61,171	61,764	48,539	54,248	344,106	1,487,560	BAHRAIN
2,372	1,055	674	917	6,834	17,249	BANGLADESH
896,819	570,684	450,408	805,329	881,935	15,971,842	EGYPT
*	171	-	-	-	84,433	INDIA
-	-	-	-	-	10,639,132	IRAN
-	-	-	-	-	13,152	IRAQ
497,165	1,202,736	1,224,351	570,838	759,796	18,576,488	ISRAEL
41,690	46,984	48,675	52,699	80,437	2,113,092	JORDAN
1,213,042	323,176	317,687	348,518	570,578	6,989,852	KUWAIT
32,955	8,047	6,979	4,914	6,124	693,894	LEBANON
-	-	-	-	-	28,249	LIBYA
11,268	7,230	4,714	4,723	11,894	1,082,017	MOROCCO
-	-	-	-	127	1,382	NEPAL
4,835	5,776	6,524	2,640	3,816	188,311	OMAN
184,403	76,699	-	-	-	2,794,351	PAKISTAN
430	633	415	311	788	7,552	QATAR
4,640,534	3,801,717	4,697,368	2,060,550	2,030,584	57,489,232	SAUDI ARABIA
25	83	5	1	26	2,200	SRI LANKA
-	-	-	-	-	1	SYRIA
12,007	5,619	8,536	3,945	8,305	663,898	TUNISIA

TOTALS MAY NOT ADD DUE TO ROUNDING

* LESS THAN $500

AS OF 30 SEP 01

FOREIGN MILITARY SALES DELIVERIES (CONTINUED)

(DOLLARS IN THOUSANDS)

	FY 1950 FY 1991	FY 1992	FY 1993	FY 1994	FY 1995	FY 1996
NEAR EAST AND SOUTH ASIA (CONTINUED)						
UNITED ARAB EMIRATES	595,266	204,957	97,270	40,864	344,966	112,181
YEMEN	320,951	-	-	-	-	-
EUROPE	42,785,820	2,261,024	2,224,075	2,623,183	1,782,145	2,927,224
ALBANIA	-	-	-	-	2	*
AUSTRIA	226,978	3,586	4,252	3,295	3,108	3,163
BELGIUM	2,527,202	32,021	12,181	13,411	7,874	157,393
BOSNIA-HERZEGOVINA	-	-	-	-	-	-
BULGARIA	-	-	-	-	-	*
CROATIA	-	-	-	-	-	-
CZECH REPUBLIC	-	-	-	-	-	234
DENMARK	1,397,233	39,418	46,643	21,052	53,927	91,084
ESTONIA	-	-	-	-	15	268
FINLAND	11,256	11,494	1,769	6,484	164,958	250,887
FRANCE	811,380	35,225	40,875	77,610	64,909	52,488
GEORGIA	-	-	-	-	-	-
GERMANY	10,277,234	562,951	377,453	151,700	256,956	376,988
GREECE	2,587,992	162,905	226,021	235,256	219,869	209,840
HUNGARY	-	-	128	2,759	4,509	3,136
ICELAND	544	-	-	-	-	-
IRELAND	897	-	33	14	5	40
ITALY	1,320,616	52,138	72,395	181,439	53,850	76,511
KAZAKHSTAN	-	-	-	-	-	-
KYRGYZSTAN	-	-	-	-	-	-
LATVIA	-	-	-	-	4	313
LITHUANIA	-	-	-	-	-	355
LUXEMBOURG	7,777	162	331	343	48	616
MACEDONIA (FYROM)	-	-	-	-	-	-
MALTA	73	50	8	55	16	2
MOLDOVA	-	-	-	-	-	-
NETHERLANDS	4,870,317	224,524	113,559	139,557	152,703	392,110
NORWAY	2,007,036	35,974	27,935	18,927	25,244	134,589
POLAND	-	-	-	-	-	533
PORTUGAL	373,339	88,869	81,423	227,795	88,431	18,572
ROMANIA	-	-	-	-	-	14
SLOVAKIA	-	-	-	-	*	-
SLOVENIA	-	-	-	-	-	-
SPAIN	4,046,479	138,350	202,867	402,709	192,749	411,412
SWEDEN	217,817	2,494	57,276	13,663	3,664	18,275
SWITZERLAND	1,161,201	13,925	19,995	19,770	13,188	95,290
TURKEY	5,065,150	703,369	755,429	930,738	367,858	481,489
UKRAINE	-	-	-	-	-	-
UNITED KINGDOM	5,791,596	153,571	183,499	176,606	108,261	151,621

TOTALS MAY NOT ADD DUE TO ROUNDING

* LESS THAN $500

AS OF 30 SEP 01

FOREIGN MILITARY SALES DELIVERIES (CONTINUED)

(DOLLARS IN THOUSANDS)

FY 1997	FY 1998	FY 1999	FY 2000	FY 2001	FY 1950 FY 2001	
						NEAR EAST AND SOUTH ASIA (CONTINUED)
92,595	26,404	95,896	84,064	40,823	1,735,287	UNITED ARAB EMIRATES
-	-	870	25	54	321,899	YEMEN
3,686,538	2,974,697	5,066,906	2,378,667	3,715,410	72,425,687	EUROPE
894	586	743	1,553	3,609	7,386	ALBANIA
74,030	21,166	6,092	7,515	4,532	357,719	AUSTRIA
107,115	193,789	249,924	58,449	169,734	3,529,093	BELGIUM
-	5	584	1,320	8,032	9,941	BOSNIA-HERZEGOVINA
-	66	2,298	3,521	4,564	10,449	BULGARIA
-	-	-	-	247	247	CROATIA
550	2,403	1,256	3,153	5,594	13,190	CZECH REPUBLIC
48,347	158,933	157,312	46,249	112,239	2,172,438	DENMARK
365	567	314	1,699	2,522	5,749	ESTONIA
398,596	543,611	719,076	713,563	148,218	2,969,912	FINLAND
57,497	35,090	247,746	217,090	142,076	1,781,987	FRANCE
-	-	19	3,324	5,359	8,702	GEORGIA
211,210	189,964	251,075	132,160	332,004	13,119,694	GERMANY
717,140	400,231	532,817	315,946	465,532	6,073,549	GREECE
109	2,086	1,562	8,252	9,737	32,279	HUNGARY
-	1	11	-	-	556	ICELAND
*	-	-	-	45	1,034	IRELAND
50,734	42,714	105,713	40,806	98,781	2,095,697	ITALY
-	-	21	110	*	130	KAZAKHSTAN
-	-	-	726	690	1,416	KYRGYZSTAN
64	1,140	392	2,418	3,221	7,552	LATVIA
159	740	1,359	1,722	1,510	5,845	LITHUANIA
5,568	508	445	1,058	859	17,715	LUXEMBOURG
349	1,940	4,671	7,376	9,653	23,989	MACEDONIA (FYROM)
-	-	-	-	-	204	MALTA
-	3	644	1,102	2,797	4,547	MOLDOVA
167,721	344,636	320,901	160,943	415,931	7,302,903	NETHERLANDS
98,043	119,384	220,016	64,415	215,196	2,966,758	NORWAY
174	2,025	2,124	12,705	12,503	30,065	POLAND
70,886	21,133	11,569	20,357	42,568	1,044,943	PORTUGAL
5,168	1,887	1,427	3,509	21,286	33,293	ROMANIA
9	1,116	982	3,377	4,151	9,635	SLOVAKIA
20	174	133	529	1,488	2,344	SLOVENIA
215,758	133,080	323,747	141,260	269,323	6,477,733	SPAIN
20,230	8,305	2,986	6,845	2,905	354,461	SWEDEN
56,549	106,088	831,832	69,187	362,633	2,749,657	SWITZERLAND
1,153,080	531,944	909,518	216,849	479,457	11,594,880	TURKEY
-	35	171	896	5,555	6,657	UKRAINE
226,173	109,346	157,400	106,328	350,499	7,514,900	UNITED KINGDOM

TOTALS MAY NOT ADD DUE TO ROUNDING

* LESS THAN $500

AS OF 30 SEP 01

FOREIGN MILITARY SALES DELIVERIES (CONTINUED)

(DOLLARS IN THOUSANDS)

	FY 1950 FY 1991	FY 1992	FY 1993	FY 1994	FY 1995	FY 1996
EUROPE (CONTINUED)						
UZBEKISTAN	-	-	-	-	-	-
YUGOSLAVIA	83,704	-	-	-	-	-
	1,114,690	27,584	15,517	17,413	13,937	25,369
AFRICA						
BENIN	*	*	45	32	50	18
BOTSWANA	11,828	1,184	855	800	1,312	2,215
BURUNDI	-	21	44	*	-	*
CAMEROON	31,647	417	788	163	46	13,623
CAPE VERDE	34	875	116	371	6	21
CENTRAL AFRICAN REP	433	1	16	88	19	1
CHAD	19,479	1,952	3,686	995	3,033	345
COMOROS	-	-	14	66	-	-
CONGO (BRAZZAVILLE)	-	10	4	-	-	-
CONGO (KINSHASA)	133,515	-	-	-	-	-
DJIBOUTI	7,966	2,096	677	875	399	283
EQUATORIAL GUINEA	239	180	1,091	-	-	-
ERITREA	-	-	-	-	139	54
ETHIOPIA	86,561	-	-	160	476	818
GABON	5,666	1	34	27	178	33
GAMBIA	433	428	25	1,250	-	-
GHANA	528	*	4	51	573	293
GUINEA	6,564	85	1,133	364	4	-
GUINEA-BISSAU	469	90	22	173	248	237
IVORY COAST	274	198	751	367	28	88
KENYA	201,917	15,142	812	7,143	5,833	4,131
LESOTHO	-	-	*	1	*	1
LIBERIA	44,893	-	-	-	-	-
MADAGASCAR	2,459	663	186	92	186	105
MALAWI	3,881	155	92	59	89	89
MALI	171	72	37	88	19	27
MAURITANIA	962	-	-	-	-	-
MAURITIUS	-	-	-	-	1	215
MOZAMBIQUE	-	-	-	-	-	*
NAMIBIA	-	39	218	213	371	583
NIGER	12,177	1,021	686	369	142	1,582
NIGERIA	63,662	43	511	*	*	*
RWANDA	1,486	*	17	65	-	-
SAO TOME & PRINCIPE	144	250	17	10	-	-
SENEGAL	8,695	1,806	2,896	2,975	523	284
SEYCHELLES	27	167	32	24	18	2
SIERRA LEONE	1,857	607	527	285	63	15
SOMALIA	151,863	-	-	-	-	-
SOUTH AFRICA	3,149	-	-	-	-	9
SUDAN	311,291	-	-	-	-	-

TOTALS MAY NOT ADD DUE TO ROUNDING

* LESS THAN $500

AS OF 30 SEP 01

FOREIGN MILITARY SALES DELIVERIES (CONTINUED)

(DOLLARS IN THOUSANDS)

FY 1997	FY 1998	FY 1999	FY 2000	FY 2001	FY 1950 FY 2001	
						EUROPE (CONTINUED)
-	-	25	2,354	357	2,736	UZBEKISTAN
-	-	-	-	-	83,704	YUGOSLAVIA
10,332	12,527	10,579	12,200	9,789	1,269,938	AFRICA
157	6	8	-	3	319	BENIN
603	488	371	476	783	20,913	BOTSWANA
-	*	-	-	-	65	BURUNDI
188	15	2	4	64	46,958	CAMEROON
9	3	1	*	41	1,477	CAPE VERDE
18	-	*	1	1	577	CENTRAL AFRICAN REP
115	431	1,006	58	243	31,343	CHAD
-	-	-	-	-	80	COMOROS
-	-	-	-	-	13	CONGO (BRAZZAVILLE)
-	-	-	-	-	133,515	CONGO (KINSHASA)
49	359	241	12	60	13,017	DJIBOUTI
-	-	-	-	-	1,509	EQUATORIAL GUINEA
1,403	318	13	207	-	2,134	ERITREA
756	554	462	6,765	-	96,553	ETHIOPIA
22	-	34	*	-	5,995	GABON
-	-	-	-	-	2,136	GAMBIA
78	5	987	372	367	3,257	GHANA
-	336	59	5	132	8,682	GUINEA
1,052	184	503	-	-	2,979	GUINEA-BISSAU
13	236	103	144	-	2,202	IVORY COAST
1,961	3,929	1,717	1,503	2,245	246,332	KENYA
2	1	*	*	1	6	LESOTHO
-	-	-	-	-	44,893	LIBERIA
79	10	45	-	-	3,825	MADAGASCAR
239	124	368	17	8	5,121	MALAWI
21	54	965	316	834	2,603	MALI
-	-	-	-	-	962	MAURITANIA
356	5	-	11	*	589	MAURITIUS
37	22	2	2	*	63	MOZAMBIQUE
282	452	463	522	761	3,904	NAMIBIA
-	-	33	-	285	16,295	NIGER
*	*	74	43	3,132	67,464	NIGERIA
-	*	449	237	32	2,287	RWANDA
4	-	7	145	67	643	SAO TOME & PRINCIPE
1,170	3,908	1,005	224	141	23,627	SENEGAL
154	54	*	9	-	488	SEYCHELLES
*	15	4	33	-	3,406	SIERRA LEONE
-	-	-	-	-	151,863	SOMALIA
546	419	371	53	206	4,753	SOUTH AFRICA
-	-	*	-	-	311,291	SUDAN

TOTALS MAY NOT ADD DUE TO ROUNDING

* LESS THAN $500

AS OF 30 SEP 01

FOREIGN MILITARY SALES DELIVERIES (CONTINUED)

(DOLLARS IN THOUSANDS)

	FY 1950 FY 1991	FY 1992	FY 1993	FY 1994	FY 1995	FY 1996
AFRICA (CONTINUED)						
TANZANIA	1	9	31	32	3	-
TOGO	368	40	104	-	-	-
UGANDA	51	31	-	-	*	64
ZAMBIA	-	-	-	12	170	153
ZIMBABWE	-	1	48	265	9	77
WESTERN HEMISPHERE	6,368,594	402,246	416,223	338,590	285,019	342,791
ANTIGUA & BARBUDA	4,155	351	369	509	739	154
ARGENTINA	205,960	4,164	5,078	6,794	11,571	12,644
BAHAMAS	-	-	-	-	-	-
BARBADOS	1,183	164	603	533	359	491
BELIZE	2,259	299	535	525	118	314
BOLIVIA	14,068	1,362	*	62	*	371
BOLIVIA - INTL NARC	11,878	20,378	17,447	12,275	15,254	8,913
BRAZIL	429,488	65,937	25,518	25,139	24,455	29,858
CANADA	2,782,604	122,502	225,810	169,066	127,333	153,675
CHILE	173,210	3,841	3,968	4,247	4,272	2,424
COLOMBIA	174,419	18,061	11,843	18,028	28,366	44,072
COLOMBIA - INTL NARC	7,123	29,855	34,710	29,375	25,515	18,547
COSTA RICA	28,244	495	200	592	155	920
CUBA	4,510	-	-	-	-	-
DOMINICA	2,723	256	301	510	559	182
DOMINICAN REPUBLIC	26,364	1,127	1,050	1,108	1,060	418
ECUADOR	139,876	6,912	4,550	2,526	1,418	1,502
ECUADOR - INTL NARC	16	321	592	876	204	153
EL SALVADOR	703,549	62,709	40,266	25,770	17,012	16,786
GRENADA	6,575	479	520	537	653	406
GUATEMALA	58,535	-	-	-	-	-
GUYANA	-	-	-	-	22	10
HAITI	3,317	-	-	-	-	2,063
HONDURAS	337,306	20,137	12,078	11,384	3,993	17,212
JAMAICA	21,823	2,336	2,105	1,552	1,511	2,332
MEXICO	160,813	12,627	4,107	5,924	2,060	3,310
NICARAGUA	5,205	-	-	-	-	-
PANAMA	29,482	1,846	1,878	1,260	523	130
PARAGUAY	982	16	16	10	8	11
PERU	186,678	3,502	-	-	-	125
PERU - INTL NARC	238	2,299	-	-	-	884
ST KITTS AND NEVIS	3,210	345	411	530	485	208
ST LUCIA	2,286	366	363	719	599	609
ST VINCENT + GREN.	2,138	317	335	504	552	1,366
SURINAME	1	-	-	-	-	-
TRINIDAD + TOBAGO	272	464	102	107	1,149	164
URUGUAY	24,398	2,979	414	967	1,411	1,599

TOTALS MAY NOT ADD DUE TO ROUNDING

* LESS THAN $500

AS OF 30 SEP 01

FOREIGN MILITARY SALES DELIVERIES (CONTINUED)

(DOLLARS IN THOUSANDS)

FY 1997	FY 1998	FY 1999	FY 2000	FY 2001	FY 1950 FY 2001	
						AFRICA (CONTINUED)
-	-	-	17	-	93	TANZANIA
-	-	-	-	-	513	TOGO
919	451	1,246	857	9	3,628	UGANDA
78	2	12	-	11	439	ZAMBIA
22	145	28	169	362	1,125	ZIMBABWE
206,807	292,404	215,859	223,888	470,314	9,562,735	WESTERN HEMISPHERE
98	341	173	138	362	7,386	ANTIGUA & BARBUDA
5,729	7,296	10,031	10,164	26,651	306,081	ARGENTINA
-	47	18	-	21	86	BAHAMAS
252	276	266	129	181	4,436	BARBADOS
314	67	162	12	86	4,692	BELIZE
3	449	*	7	506	16,769	BOLIVIA
6,031	6,404	2,615	3,582	3,740	108,517	BOLIVIA - INTL NARC
37,611	43,183	34,892	60,863	55,069	832,014	BRAZIL
83,086	111,034	95,661	85,840	110,884	4,067,494	CANADA
2,334	2,062	2,689	1,085	3,086	203,219	CHILE
18,622	61,839	18,420	14,244	219,405	627,320	COLOMBIA
4,868	7,941	4,572	6,241	7,846	176,593	COLOMBIA - INTL NARC
94	137	37	26	39	30,937	COSTA RICA
-	-	-	-	-	4,510	CUBA
52	307	222	62	300	5,473	DOMINICA
469	324	132	72	892	33,015	DOMINICAN REPUBLIC
1,169	1,742	1,314	682	1,212	162,902	ECUADOR
45	277	357	726	255	3,823	ECUADOR - INTL NARC
5,837	5,519	2,822	13,124	4,438	897,832	EL SALVADOR
173	497	116	67	271	10,294	GRENADA
-	-	-	-	-	58,535	GUATEMALA
47	3	67	1	1	150	GUYANA
1,886	581	508	182	401	8,939	HAITI
3,640	3,842	3,252	1,482	3,222	417,547	HONDURAS
591	589	134	1,122	1,078	35,174	JAMAICA
9,388	2,685	1,783	8,939	4,524	216,161	MEXICO
*	-	-	-	-	5,205	NICARAGUA
192	16	48	*	103	35,479	PANAMA
16	193	30	21	21	1,326	PARAGUAY
244	1,010	1,941	545	697	194,743	PERU
899	924	310	308	106	5,967	PERU - INTL NARC
22	216	148	314	312	6,199	ST KITTS AND NEVIS
174	234	201	131	327	6,007	ST LUCIA
159	289	263	54	144	6,121	ST VINCENT + GREN.
-	-	-	-	2	3	SURINAME
178	388	577	82	178	3,661	TRINIDAD + TOBAGO
1,177	856	398	1,034	1,746	36,979	URUGUAY

TOTALS MAY NOT ADD DUE TO ROUNDING

* LESS THAN $500

AS OF 30 SEP 01

FOREIGN MILITARY SALES DELIVERIES (CONTINUED)

(DOLLARS IN THOUSANDS)

	FY 1950 FY 1991	FY 1992	FY 1993	FY 1994	FY 1995	FY 1996
WESTERN HEMISPHERE (CONTINUED)						
VENEZUELA	813,709	15,798	21,117	17,160	13,665	20,937
INTERNATL. ORG. AND VARIOUS	1,667,269	54,227	49,673	54,754	55,578	80,747

TOTALS MAY NOT ADD DUE TO ROUNDING

* LESS THAN $500

AS OF 30 SEP 01

FOREIGN MILITARY SALES DELIVERIES (CONTINUED)

(DOLLARS IN THOUSANDS)

FY 1997	FY 1998	FY 1999	FY 2000	FY 2001	FY 1950 FY 2001	
						WESTERN HEMISPHERE (CONTINUED)
21,408	30,834	31,698	12,610	22,208	1,021,145	VENEZUELA
66,389	100,269	54,042	61,337	52,538	2,296,824	INTERNATL. ORG. AND VARIOUS

TOTALS MAY NOT ADD DUE TO ROUNDING

* LESS THAN $500

AS OF 30 SEP 01

FOREIGN MILITARY CONSTRUCTION SALES DELIVERIES

(DOLLARS IN THOUSANDS)

	FY 1950 FY 1991	FY 1992	FY 1993	FY 1994	FY 1995	FY 1996
WORLDWIDE	16,006,068	335,131	352,447	269,034	218,217	142,937
EAST ASIA AND PACIFIC	1	-	383	151	-	6
CAMBODIA	-	-	-	-	-	-
KOREA (SEOUL)	1	-	-	-	-	-
SINGAPORE	-	-	-	-	-	6
TAIWAN	-	-	383	151	-	-
THAILAND	-	-	-	-	-	-
NEAR EAST AND SOUTH ASIA	15,895,843	326,908	298,700	234,584	199,427	106,827
BAHRAIN	18,282	332	1,063	527	265	168
EGYPT	244,857	66,850	124,034	139,210	82,980	57,012
IRAN	594	-	-	-	-	-
ISRAEL	2,581	-	-	-	-	-
JORDAN	985	-	-	-	-	-
KUWAIT	36,588	43,401	52,471	3,555	8,220	585
LIBYA	1,344	-	-	-	-	-
MOROCCO	-	-	-	-	*	11
OMAN	1,511	-	-	-	-	-
SAUDI ARABIA	15,589,099	216,326	121,134	91,291	107,961	49,051
YEMEN	2	-	-	-	-	-
EUROPE	8,159	939	43,819	25,082	4,282	27,244
FRANCE	29	-	-	-	-	-
GERMANY	7,867	939	113	18	4,262	27,244
GREECE	9	-	-	-	-	-
UNITED KINGDOM	254	-	43,706	25,064	20	-
AFRICA	29,595	584	423	1,740	516	2,601
BOTSWANA	-	9	5	2	5	4
BURUNDI	-	-	-	2	-	*
CAMEROON	-	-	*	82	80	62
CAPE VERDE	-	9	3	2	3	33
CENTRAL AFRICAN REP	85	-	44	37	9	1
CHAD	-	-	-	-	*	20
DJIBOUTI	42	58	46	321	7	95
EQUATORIAL GUINEA	*	7	12	-	-	-
ERITREA	-	-	-	-	-	-
ETHIOPIA	-	-	-	-	5	161
GABON	13	17	*	134	-	-
GAMBIA	68	9	*	1	-	-
GHANA	383	4	1	2	162	5
GUINEA	86	9	14	1	-	-
IVORY COAST	457	185	6	1	2	41
KENYA	58	*	*	-	-	3
LESOTHO	-	-	5	23	3	39

TOTALS MAY NOT ADD DUE TO ROUNDING

* LESS THAN $500

AS OF 30 SEP 01

FOREIGN MILITARY CONSTRUCTION SALES DELIVERIES

(DOLLARS IN THOUSANDS)

FY 1997	FY 1998	FY 1999	FY 2000	FY 2001	FY 1950 FY 2001	
97,521	381,617	187,665	183,147	244,290	18,418,072	WORLDWIDE
326	50	32	18	1	968	EAST ASIA AND PACIFIC
36	12	-	-	-	48	CAMBODIA
-	-	-	-	-	1	KOREA (SEOUL)
290	38	*	1	1	336	SINGAPORE
-	-	-	-	-	533	TAIWAN
-	-	32	18	*	50	THAILAND
83,078	376,008	152,918	174,825	179,694	18,028,811	NEAR EAST AND SOUTH ASIA
264	141	25	6	43	21,116	BAHRAIN
45,569	27,303	61,946	93,341	48,942	992,044	EGYPT
-	-	-	-	-	594	IRAN
-	-	-	315	9,939	12,836	ISRAEL
-	-	-	-	-	985	JORDAN
488	15	2,435	352	64	148,175	KUWAIT
-	-	-	-	-	1,344	LIBYA
3	49	63	2,985	5,991	9,103	MOROCCO
-	-	-	-	-	1,511	OMAN
36,754	348,499	88,449	77,825	114,715	16,841,103	SAUDI ARABIA
-	-	-	-	-	2	YEMEN
6,830	584	29,845	5,298	60,143	212,225	EUROPE
-	-	-	-	-	29	FRANCE
422	584	28,235	5,298	60,143	135,124	GERMANY
-	-	-	-	-	9	GREECE
6,408	*	1,609	-	-	77,062	UNITED KINGDOM
1,324	826	1,051	874	601	40,136	AFRICA
57	90	10	14	-	194	BOTSWANA
-	3	-	-	-	5	BURUNDI
70	315	56	33	20	717	CAMEROON
2	113	40	8	16	230	CAPE VERDE
*	*	1	30	30	236	CENTRAL AFRICAN REP
6	13	2	60	208	309	CHAD
160	7	2	4	-	742	DJIBOUTI
-	-	-	-	-	19	EQUATORIAL GUINEA
361	31	410	486	-	1,287	ERITREA
6	15	3	-	-	189	ETHIOPIA
-	-	-	-	-	164	GABON
-	-	-	-	-	77	GAMBIA
105	13	186	152	41	1,054	GHANA
-	-	-	-	-	110	GUINEA
24	106	12	2	-	836	IVORY COAST
390	2	3	52	32	541	KENYA
67	20	2	3	7	169	LESOTHO

TOTALS MAY NOT ADD DUE TO ROUNDING

* LESS THAN $500

AS OF 30 SEP 01

FOREIGN MILITARY CONSTRUCTION SALES DELIVERIES (CONTINUED)

(DOLLARS IN THOUSANDS)

	FY 1950 FY 1991	FY 1992	FY 1993	FY 1994	FY 1995	FY 1996
AFRICA (CONTINUED)						
LIBERIA	7,300	-	-	-	-	-
MADAGASCAR	163	-	13	1	-	-
MALAWI	225	-	11	*	39	*
MALI	32	6	6	64	4	*
MAURITANIA	326	-	-	-	-	-
MOZAMBIQUE	-	-	-	-	-	-
NIGER	725	85	181	987	135	1,971
RWANDA	67	20	12	6	-	-
SENEGAL	2,209	159	59	35	13	123
SEYCHELLES	-	-	-	-	13	*
SIERRA LEONE	522	7	1	41	37	-
SOMALIA	350	-	-	-	-	-
SUDAN	16,484	-	-	-	-	-
TOGO	-	2	1	-	-	-
UGANDA	-	-	-	-	*	42
WESTERN HEMISPHERE	72,469	6,700	9,121	7,477	13,992	6,259
ANTIGUA & BARBUDA	-	-	-	-	-	20
ARGENTINA	-	-	-	-	-	-
BARBADOS	-	-	246	80	13	45
BOLIVIA - INTL NARC	1,929	1,750	1,957	1,441	2,100	1,334
CANADA	519	-	-	-	-	-
COLOMBIA	-	-	35	209	1,644	61
COLOMBIA - INTL NARC	5	316	2,065	2,024	2,515	565
COSTA RICA	635	-	-	117	-	-
ECUADOR - INTL NARC	-	-	-	-	67	14
EL SALVADOR	43,650	2,074	2,390	2,338	2,115	2,284
GUATEMALA	2,021	-	-	-	-	-
HAITI	-	-	-	-	-	-
HONDURAS	16,429	2,560	2,421	1,269	5,537	1,936
MEXICO	7,203	-	-	-	-	-
PANAMA	-	-	-	-	-	-
ST VINCENT + GREN.	78	-	8	-	-	-
NON-REGIONAL	-	-	-	-	-	-
UNDHA	-	-	-	-	-	-

TOTALS MAY NOT ADD DUE TO ROUNDING

* LESS THAN $500

AS OF 30 SEP 01

FOREIGN MILITARY CONSTRUCTION SALES DELIVERIES (CONTINUED)

(DOLLARS IN THOUSANDS)

FY 1997	FY 1998	FY 1999	FY 2000	FY 2001	FY 1950 FY 2001	
						AFRICA (CONTINUED)
-	-	-	-	-	7,300	LIBERIA
-	-	-	-	-	177	MADAGASCAR
*	*	203	17	-	496	MALAWI
*	-	1	1	1	115	MALI
-	-	-	-	-	326	MAURITANIA
-	-	-	-	2	2	MOZAMBIQUE
-	-	-	-	20	4,104	NIGER
-	2	-	-	*	107	RWANDA
50	92	115	6	64	2,926	SENEGAL
15	4	-	3	-	35	SEYCHELLES
-	-	-	-	-	608	SIERRA LEONE
-	-	-	-	-	350	SOMALIA
-	-	-	-	-	16,484	SUDAN
-	-	-	-	-	2	TOGO
11	*	6	4	160	225	UGANDA
5,963	4,148	3,761	2,131	3,851	135,872	WESTERN HEMISPHERE
-	-	38	23	183	264	ANTIGUA & BARBUDA
-	-	-	4	67	72	ARGENTINA
44	238	-	-	-	665	BARBADOS
777	521	153	132	146	12,239	BOLIVIA - INTL NARC
-	-	-	-	-	519	CANADA
107	547	408	110	*	3,122	COLOMBIA
1,640	585	157	991	2,550	13,412	COLOMBIA - INTL NARC
-	-	-	-	-	752	COSTA RICA
896	68	15	-	-	1,060	ECUADOR - INTL NARC
1,126	1,431	1,660	523	365	59,955	EL SALVADOR
-	-	-	-	-	2,021	GUATEMALA
-	-	-	40	300	339	HAITI
1,374	759	1,330	310	208	34,132	HONDURAS
-	-	-	-	-	7,203	MEXICO
-	-	-	-	32	32	PANAMA
-	-	-	-	-	85	ST VINCENT + GREN.
-	*	59	*	-	59	NON-REGIONAL
-	*	59	*	-	59	UNDHA

TOTALS MAY NOT ADD DUE TO ROUNDING

* LESS THAN $500

AS OF 30 SEP 01

PAGE INTENTIONALLY LEFT BLANK

FOREIGN MILITARY FINANCING PROGRAM
(Dollars in Billions)

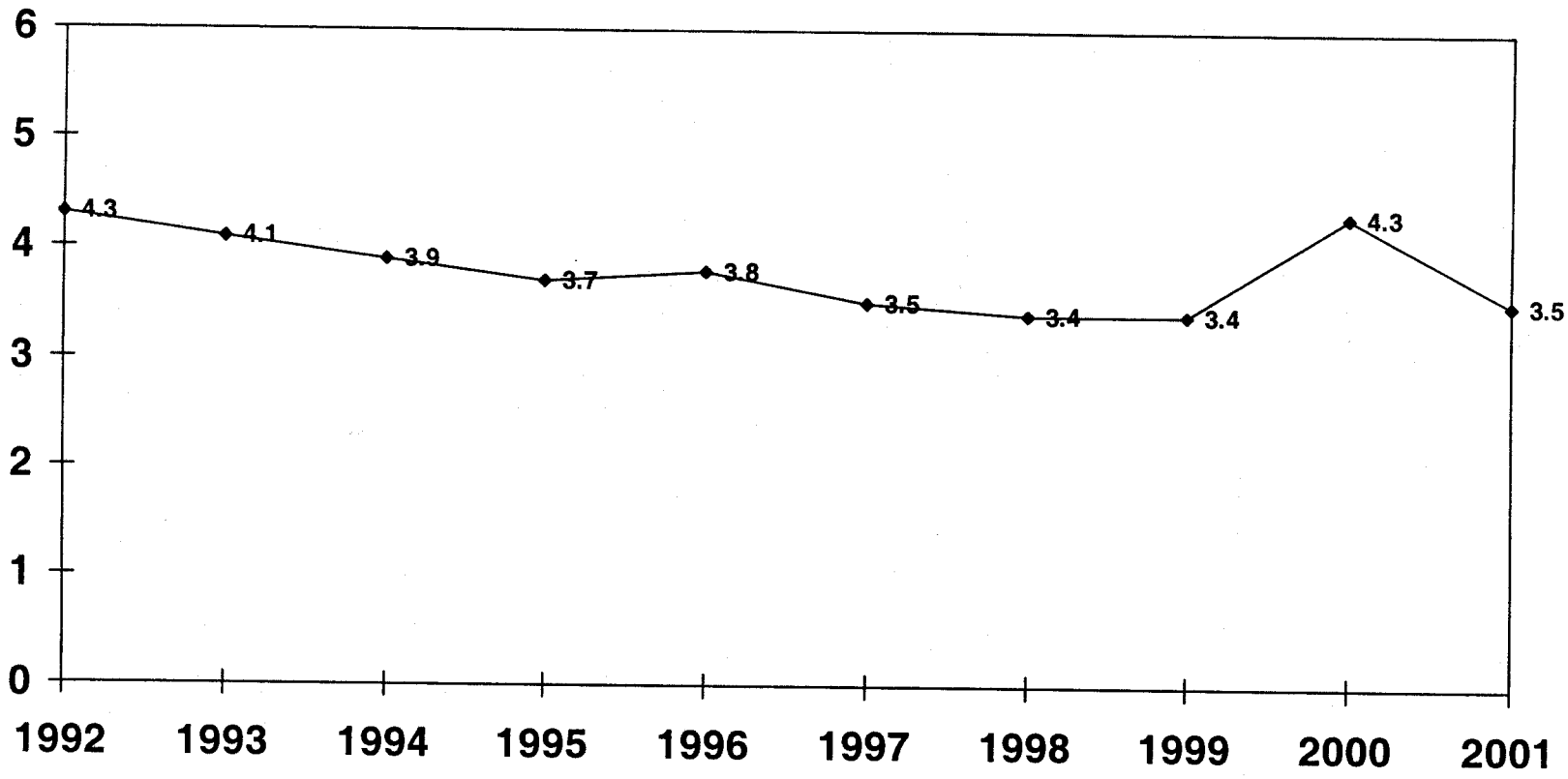

FOREIGN MILITARY FINANCING PROGRAM

(DOLLARS IN THOUSANDS)

	FY 1950 FY 1991	FY 1992	FY 1993	FY 1994	FY 1995	FY 1996
WORLDWIDE	71,197,384	4,274,476	4,123,705	3,917,203	3,712,246	3,836,343
PAYMENT WAIVED	32,596,584	3,929,476	3,268,505	3,147,703	3,154,561	3,292,343
DOD DIRECT	10,792,301	345,000	855,200	769,500	557,685	544,000
DOD GUARANTY	27,808,500	-	-	-	-	-
EAST ASIA AND PACIFIC	4,959,704	25,000	15,000	750	1,300	2,500
PAYMENT WAIVED	328,955	25,000	15,000	750	1,300	2,500
DOD DIRECT	1,123,949	-	-	-	-	-
DOD GUARANTY	3,506,800	-	-	-	-	-
AUSTRALIA	115,586	-	-	-	-	-
DOD DIRECT	115,586	-	-	-	-	-
CAMBODIA	-	-	-	750	1,300	2,000
PAYMENT WAIVED	-	-	-	750	1,300	2,000
FIJI	-	-	-	-	-	-
PAYMENT WAIVED	-	-	-	-	-	-
INDONESIA	377,340	-	-	-	-	-
DOD DIRECT	84,140	-	-	-	-	-
DOD GUARANTY	293,200	-	-	-	-	-
JAPAN	34,772	-	-	-	-	-
DOD DIRECT	34,772	-	-	-	-	-
KOREA (SEOUL)	2,348,573	-	-	-	-	-
DOD DIRECT	454,390	-	-	-	-	-
DOD GUARANTY	1,894,183	-	-	-	-	-
LAOS	-	-	-	-	-	500
PAYMENT WAIVED	-	-	-	-	-	500
MALAYSIA	176,910	-	-	-	-	-
PAYMENT WAIVED	-	-	-	-	-	-
DOD DIRECT	38,071 A/	-	-	-	-	-
DOD GUARANTY	138,838	-	-	-	-	-
MONGOLIA	-	-	-	-	-	-
PAYMENT WAIVED	-	-	-	-	-	-
NEW ZEALAND	1,492	-	-	-	-	-
DOD DIRECT	1,492	-	-	-	-	-

TOTALS MAY NOT ADD DUE TO ROUNDING

* LESS THAN $500

AS OF 30 SEP 01

FOREIGN MILITARY FINANCING PROGRAM

(DOLLARS IN THOUSANDS)

FY 1997 C/	FY 1998	FY 1999	FY 2000	FY 2001	FY 1950 FY 2001 D/	
3,530,286	3,419,707	3,370,240	4,332,802	3,535,429	109,249,821	WORLDWIDE
3,232,786	3,319,707	3,370,240	4,332,802	3,535,429	67,180,135	PAYMENT WAIVED
297,500	100,000	-	-	-	14,261,186	DOD DIRECT
-	-	-	-	-	27,808,500	DOD GUARANTY
1,000	-	1,500	2,137	7,316	5,016,207	EAST ASIA AND PACIFIC
1,000	-	1,500	2,137	7,316	385,458	PAYMENT WAIVED
-	-	-	-	-	1,123,949	DOD DIRECT
-	-	-	-	-	3,506,800	DOD GUARANTY
-	-	-	-	-	115,586	AUSTRALIA
-	-	-	-	-	115,586	DOD DIRECT
1,000	-	-	-	-	5,050	CAMBODIA
1,000	-	-	-	-	5,050	PAYMENT WAIVED
-	-	500	350	-	850	FIJI
-	-	500	350	-	850	PAYMENT WAIVED
-	-	-	-	-	377,340	INDONESIA
-	-	-	-	-	84,140	DOD DIRECT
-	-	-	-	-	293,200	DOD GUARANTY
-	-	-	-	-	34,772	JAPAN
-	-	-	-	-	34,772	DOD DIRECT
-	-	-	-	-	2,348,573	KOREA (SEOUL)
-	-	-	-	-	454,390	DOD DIRECT
-	-	-	-	-	1,894,183	DOD GUARANTY
-	-	-	-	-	500	LAOS
-	-	-	-	-	500	PAYMENT WAIVED
-	-	-	-	348	177,258	MALAYSIA
-	-	-	-	348	348	PAYMENT WAIVED
-	-	-	-	-	38,071	DOD DIRECT
-	-	-	-	-	138,838	DOD GUARANTY
-	-	-	350	2,332	2,682	MONGOLIA
-	-	-	350	2,332	2,682	PAYMENT WAIVED
-	-	-	-	-	1,492	NEW ZEALAND
-	-	-	-	-	1,492	DOD DIRECT

TOTALS MAY NOT ADD DUE TO ROUNDING

* LESS THAN $500

AS OF 30 SEP 01

FOREIGN MILITARY FINANCING PROGRAM (CONTINUED)

(DOLLARS IN THOUSANDS)

	FY 1950 FY 1991	FY 1992	FY 1993	FY 1994	FY 1995	FY 1996
EAST ASIA AND PACIFIC (CONTINUED)						
REP OF PHILIPPINES	670,038	25,000	15,000	-	-	-
PAYMENT WAIVED	325,938 B/	25,000	15,000	-	-	-
DOD DIRECT	8,600 A/	-	-	-	-	-
DOD GUARANTY	335,500	-	-	-	-	-
SINGAPORE	17,221	-	-	-	-	-
DOD GUARANTY	17,221	-	-	-	-	-
TAIWAN	547,726	-	-	-	-	-
DOD DIRECT	187,866	-	-	-	-	-
DOD GUARANTY	359,860	-	-	-	-	-
THAILAND	670,047	-	-	-	-	-
PAYMENT WAIVED	3,017	-	-	-	-	-
DOD DIRECT	199,031	-	-	-	-	-
DOD GUARANTY	467,999	-	-	-	-	-
UN TRANSITIONAL AUTHORITY IN EAST TIMOR (UNTAET)	-	-	-	-	-	-
PAYMENT WAIVED	-	-	-	-	-	-
NEAR EAST AND SOUTH ASIA	50,522,891	3,153,500	3,152,500	3,109,000	3,107,300	3,200,300
PAYMENT WAIVED	29,957,818	3,153,500	3,152,500	3,109,000	3,107,300	3,200,300
DOD DIRECT	3,585,294	-	-	-	-	-
DOD GUARANTY	16,979,779	-	-	-	-	-
BAHRAIN	-	1,000	500	-	-	-
PAYMENT WAIVED	-	1,000	500	-	-	-
BANGLADESH	-	-	-	-	-	-
PAYMENT WAIVED	-	-	-	-	-	-
EGYPT E/	14,553,510	1,300,000	1,300,000	1,300,000	1,300,000	1,300,000
PAYMENT WAIVED	10,003,510	1,300,000	1,300,000	1,300,000	1,300,000	1,300,000
DOD GUARANTY	4,550,000	-	-	-	-	-
INDIA	27,310	-	-	-	-	-
DOD DIRECT	27,310	-	-	-	-	-
IRAN	496,407	-	-	-	-	-
DOD DIRECT	175,705	-	-	-	-	-
DOD GUARANTY	320,701	-	-	-	-	-

TOTALS MAY NOT ADD DUE TO ROUNDING

* LESS THAN $500

AS OF 30 SEP 01

FOREIGN MILITARY FINANCING PROGRAM (CONTINUED)

(DOLLARS IN THOUSANDS)

FY 1997	FY 1998	FY 1999	FY 2000	FY 2001	FY 1950 FY 2001	
						EAST ASIA AND PACIFIC (CONTINUED)
-	-	1,000	1,437	2,342	714,817	REP OF PHILIPPINES
-	-	1,000	1,437	2,342	370,717	PAYMENT WAIVED
-	-	-	-	-	8,600	DOD DIRECT
-	-	-	-	-	335,500	DOD GUARANTY
-	-	-	-	-	17,221	SINGAPORE
-	-	-	-	-	17,221	DOD GUARANTY
-	-	-	-	-	547,726	TAIWAN
-	-	-	-	-	187,866	DOD DIRECT
-	-	-	-	-	359,860	DOD GUARANTY
-	-	-	-	598	670,645	THAILAND
-	-	-	-	598	3,615	PAYMENT WAIVED
-	-	-	-	-	199,031	DOD DIRECT
-	-	-	-	-	467,999	DOD GUARANTY
-	-	-	-	1,796	1,796	UN TRANSITIONAL AUTHORITY IN EAST TIMOR (UNTAET)
-	-	-	-	1,796	1,796	PAYMENT WAIVED
3,130,045	3,152,050	3,263,200	4,249,415	3,354,204	83,394,405	NEAR EAST AND SOUTH ASIA
3,130,045	3,152,050	3,263,200	4,249,415	3,354,204	62,829,332	PAYMENT WAIVED
-	-	-	-	-	3,585,294	DOD DIRECT
-	-	-	-	-	16,979,779	DOD GUARANTY
-	-	-	-	-	1,500	BAHRAIN
-	-	-	-	-	1,500	PAYMENT WAIVED
-	1,250	800	-	-	2,050	BANGLADESH
-	1,250	800	-	-	2,050	PAYMENT WAIVED
1,300,000	1,300,000	1,300,000	1,300,000	1,297,140	27,550,650	EGYPT E/
1,300,000	1,300,000	1,300,000	1,300,000	1,297,140	23,000,650	PAYMENT WAIVED
-	-	-	-	-	4,550,000	DOD GUARANTY
-	-	-	-	-	27,310	INDIA
-	-	-	-	-	27,310	DOD DIRECT
-	-	-	-	-	496,407	IRAN
-	-	-	-	-	175,705	DOD DIRECT
-	-	-	-	-	320,701	DOD GUARANTY

TOTALS MAY NOT ADD DUE TO ROUNDING

* LESS THAN $500

AS OF 30 SEP 01

FOREIGN MILITARY FINANCING PROGRAM (CONTINUED)

(DOLLARS IN THOUSANDS)

	FY 1950 FY 1991	FY 1992	FY 1993	FY 1994	FY 1995	FY 1996
NEAR EAST AND SOUTH ASIA (CONTINUED)						
ISRAEL E/F/	30,419,104	1,800,000	1,800,000	1,800,000	1,800,000	1,800,000
PAYMENT WAIVED	19,214,860	1,800,000	1,800,000	1,800,000	1,800,000	1,800,000
DOD DIRECT	1,667,103	-	-	-	-	-
DOD GUARANTY	9,537,142	-	-	-	-	-
JORDAN	975,479	20,000	9,000	9,000	7,300	100,300
PAYMENT WAIVED	97,794	20,000	9,000	9,000	7,300	100,300
DOD DIRECT	227,048	-	-	-	-	-
DOD GUARANTY	650,637	-	-	-	-	-
LEBANON	243,668	-	-	-	-	-
DOD DIRECT	9,168	-	-	-	-	-
DOD GUARANTY	234,500	-	-	-	-	-
MOROCCO	603,952	22,000	40,000	-	-	-
PAYMENT WAIVED	134,415	22,000	40,000	-	-	-
DOD DIRECT	101,787	-	-	-	-	-
DOD GUARANTY	367,750	-	-	-	-	-
NEPAL	-	-	-	-	-	-
PAYMENT WAIVED	-	-	-	-	-	-
OMAN	202,140	500	1,000	-	-	-
PAYMENT WAIVED	3,000	500	1,000	-	-	-
DOD DIRECT	49,140	-	-	-	-	-
DOD GUARANTY	150,000	-	-	-	-	-
PAKISTAN	2,190,526	-	-	-	-	-
PAYMENT WAIVED	444,369	-	-	-	-	-
DOD DIRECT	1,184,311	-	-	-	-	-
DOD GUARANTY	561,847	-	-	-	-	-
SAUDI ARABIA	254,167	-	-	-	-	-
DOD DIRECT	65,222	-	-	-	-	-
DOD GUARANTY	188,945	-	-	-	-	-
SRI LANKA	2,308	-	-	-	-	-
DOD DIRECT	308	-	-	-	-	-
DOD GUARANTY	2,000	-	-	-	-	-
TUNISIA	542,063	10,000	2,000	-	-	-
PAYMENT WAIVED	59,871	10,000	2,000	-	-	-
DOD DIRECT	78,192 A/	-	-	-	-	-
DOD GUARANTY	404,000	-	-	-	-	-

TOTALS MAY NOT ADD DUE TO ROUNDING

* LESS THAN $500

AS OF 30 SEP 01

FOREIGN MILITARY FINANCING PROGRAM (CONTINUED)

(DOLLARS IN THOUSANDS)

FY 1997	FY 1998	FY 1999	FY 2000	FY 2001	FY 1950 FY 2001	
						NEAR EAST AND SOUTH ASIA (CONTINUED)
1,800,000	1,800,000	1,860,000	2,820,000	1,975,644	49,674,748	ISRAEL E/F/
1,800,000	1,800,000	1,860,000	2,820,000	1,975,644	38,470,504	PAYMENT WAIVED
-	-	-	-	-	1,667,103	DOD DIRECT
-	-	-	-	-	9,537,142	DOD GUARANTY
30,045	50,000	95,900	124,915	74,835	1,496,774	JORDAN
30,045	50,000	95,900	124,915	74,835	619,089	PAYMENT WAIVED
-	-	-	-	-	227,048	DOD DIRECT
-	-	-	-	-	650,637	DOD GUARANTY
-	-	-	-	-	243,668	LEBANON
-	-	-	-	-	9,168	DOD DIRECT
-	-	-	-	-	234,500	DOD GUARANTY
-	-	4,000	1,500	2,495	673,947	MOROCCO
-	-	4,000	1,500	2,495	204,410	PAYMENT WAIVED
-	-	-	-	-	101,787	DOD DIRECT
-	-	-	-	-	367,750	DOD GUARANTY
-	800	500	-	597	1,897	NEPAL
-	800	500	-	597	1,897	PAYMENT WAIVED
-	-	-	-	-	203,640	OMAN
-	-	-	-	-	4,500	PAYMENT WAIVED
-	-	-	-	-	49,140	DOD DIRECT
-	-	-	-	-	150,000	DOD GUARANTY
-	-	-	-	-	2,190,526	PAKISTAN
-	-	-	-	-	444,369	PAYMENT WAIVED
-	-	-	-	-	1,184,311	DOD DIRECT
-	-	-	-	-	561,847	DOD GUARANTY
-	-	-	-	-	254,167	SAUDI ARABIA
-	-	-	-	-	65,222	DOD DIRECT
-	-	-	-	-	188,945	DOD GUARANTY
-	-	-	-	-	2,308	SRI LANKA
-	-	-	-	-	308	DOD DIRECT
-	-	-	-	-	2,000	DOD GUARANTY
-	-	2,000	3,000	3,493	562,556	TUNISIA
-	-	2,000	3,000	3,493	80,364	PAYMENT WAIVED
-	-	-	-	-	78,192	DOD DIRECT
-	-	-	-	-	404,000	DOD GUARANTY

TOTALS MAY NOT ADD DUE TO ROUNDING * LESS THAN $500

AS OF 30 SEP 01

FOREIGN MILITARY FINANCING PROGRAM (CONTINUED)

(DOLLARS IN THOUSANDS)

	FY 1950 FY 1991	FY 1992	FY 1993	FY 1994	FY 1995	FY 1996
NEAR EAST AND SOUTH ASIA (CONTINUED)						
YEMEN	12,257	-	-	-	-	-
DOD GUARANTY	12,257	-	-	-	-	-
EUROPE	13,279,300	950,000	855,250	769,500	560,803	597,850
PAYMENT WAIVED	1,753,476	605,000	250	-	3,118	53,850
DOD DIRECT	5,446,824	345,000	855,000	769,500	557,685	544,000
DOD GUARANTY	6,079,000	-	-	-	-	-
ALBANIA	-	-	-	-	-	2,525
PAYMENT WAIVED	-	-	-	-	-	2,525
AUSTRIA	15,713	-	-	-	-	-
DOD DIRECT	15,713	-	-	-	-	-
BELGIUM	7,793	-	-	-	-	-
DOD DIRECT	7,793	-	-	-	-	-
BOSNIA-HERZEGOVINA	-	-	-	-	-	-
PAYMENT WAIVED	-	-	-	-	-	-
BULGARIA	-	-	-	-	-	4,275
PAYMENT WAIVED	-	-	-	-	-	4,275
CROATIA	-	-	-	-	-	-
PAYMENT WAIVED	-	-	-	-	-	-
CZECH REPUBLIC	-	-	-	-	-	8,900
PAYMENT WAIVED	-	-	-	-	-	8,900
ESTONIA	-	-	-	-	706	1,500
PAYMENT WAIVED	-	-	-	-	706	1,500
FRANCE	80,392	-	-	-	-	-
DOD DIRECT	80,392	-	-	-	-	-
GEORGIA	-	-	-	-	-	-
PAYMENT WAIVED	-	-	-	-	-	-
GREECE	4,839,245	350,000	315,000	283,500	229,635	224,000
PAYMENT WAIVED	59,871	30,000	-	-	-	-
DOD DIRECT	2,703,774	320,000	315,000	283,500	229,635	224,000
DOD GUARANTY	2,075,600	-	-	-	-	-

TOTALS MAY NOT ADD DUE TO ROUNDING * LESS THAN $500

AS OF 30 SEP 01

FOREIGN MILITARY FINANCING PROGRAM (CONTINUED)

(DOLLARS IN THOUSANDS)

FY 1997	FY 1998	FY 1999	FY 2000	FY 2001	FY 1950 FY 2001	
						NEAR EAST AND SOUTH ASIA (CONTINUED)
-	-	-	-	-	12,257	YEMEN
-	-	-	-	-	12,257	DOD GUARANTY
364,809	244,957	90,700	67,000	148,330	17,928,499	EUROPE
67,309	144,957	90,700	67,000	148,330	2,933,990	PAYMENT WAIVED
297,500	100,000	-	-	-	8,915,509	DOD DIRECT
-	-	-	-	-	6,079,000	DOD GUARANTY
100	1,700	4,000	1,600	8,631	18,556	ALBANIA
100	1,700	4,000	1,600	8,631	18,556	PAYMENT WAIVED
-	-	-	-	-	15,713	AUSTRIA
-	-	-	-	-	15,713	DOD DIRECT
-	-	-	-	-	7,793	BELGIUM
-	-	-	-	-	7,793	DOD DIRECT
-	-	4,000	-	5,986	9,986	BOSNIA-HERZEGOVINA
-	-	4,000	-	5,986	9,986	PAYMENT WAIVED
3,000	4,200	9,400	5,000	13,470	39,345	BULGARIA
3,000	4,200	9,400	5,000	13,470	39,345	PAYMENT WAIVED
-	-	-	4,000	3,991	7,991	CROATIA
-	-	-	4,000	3,991	7,991	PAYMENT WAIVED
9,087	16,250	7,100	6,000	8,981	56,318	CZECH REPUBLIC
9,087	16,250	7,100	6,000	8,981	56,318	PAYMENT WAIVED
1,500	8,300	4,700	4,000	6,186	26,892	ESTONIA
1,500	8,300	4,700	4,000	6,186	26,892	PAYMENT WAIVED
-	-	-	-	-	80,392	FRANCE
-	-	-	-	-	80,392	DOD DIRECT
700	5,350	7,950	3,000	4,490	21,490	GEORGIA
700	5,350	7,950	3,000	4,490	21,490	PAYMENT WAIVED
122,500	-	-	-	-	6,363,880	GREECE
-	-	-	-	-	89,871	PAYMENT WAIVED
122,500	-	-	-	-	4,198,409	DOD DIRECT
-	-	-	-	-	2,075,600	DOD GUARANTY

TOTALS MAY NOT ADD DUE TO ROUNDING

* LESS THAN $500

AS OF 30 SEP 01

FOREIGN MILITARY FINANCING PROGRAM (CONTINUED)

(DOLLARS IN THOUSANDS)

	FY 1950 FY 1991	FY 1992	FY 1993	FY 1994	FY 1995	FY 1996
EUROPE (CONTINUED)						
HUNGARY	-	-	250	-	-	3,200
PAYMENT WAIVED	-	-	250	-	-	3,200
ITALY	292	-	-	-	-	-
DOD DIRECT	292	-	-	-	-	-
KAZAKHSTAN	-	-	-	-	-	-
PAYMENT WAIVED	-	-	-	-	-	-
KYRGYZSTAN	-	-	-	-	-	-
PAYMENT WAIVED	-	-	-	-	-	-
LATVIA	-	-	-	-	706	1,500
PAYMENT WAIVED	-	-	-	-	706	1,500
LITHUANIA	-	-	-	-	706	1,500
PAYMENT WAIVED	-	-	-	-	706	1,500
MACEDONIA (FYROM)	-	-	-	-	-	750
PAYMENT WAIVED	-	-	-	-	-	750
MALTA	-	-	-	-	-	-
PAYMENT WAIVED	-	-	-	-	-	-
MOLDOVA	-	-	-	-	-	-
PAYMENT WAIVED	-	-	-	-	-	-
NETHERLANDS	2,200	-	-	-	-	-
DOD DIRECT	2,200	-	-	-	-	-
POLAND	-	-	-	-	1,000	16,475
PAYMENT WAIVED	-	-	-	-	1,000	16,475
DOD DIRECT	-	-	-	-	-	-
PORTUGAL	527,700	100,000	90,000	81,000	-	-
PAYMENT WAIVED	284,635	100,000	-	-	-	-
DOD DIRECT	100,565	-	90,000	81,000	-	-
DOD GUARANTY	142,500	-	-	-	-	-
ROMANIA	-	-	-	-	-	9,275
PAYMENT WAIVED	-	-	-	-	-	9,275

TOTALS MAY NOT ADD DUE TO ROUNDING

* LESS THAN $500

AS OF 30 SEP 01

FOREIGN MILITARY FINANCING PROGRAM (CONTINUED)

(DOLLARS IN THOUSANDS)

FY 1997	FY 1998	FY 1999	FY 2000	FY 2001	FY 1950 FY 2001	
						EUROPE (CONTINUED)
10,087	16,600	7,100	6,000	8,981	52,218	HUNGARY
10,087	16,600	7,100	6,000	8,981	52,218	PAYMENT WAIVED
-	-	-	-	-	292	ITALY
-	-	-	-	-	292	DOD DIRECT
1,500	2,250	1,800	1,500	1,896	8,946	KAZAKHSTAN
1,500	2,250	1,800	1,500	1,896	8,946	PAYMENT WAIVED
800	1,350	1,550	1,000	1,846	6,546	KYRGYZSTAN
800	1,350	1,550	1,000	1,846	6,546	PAYMENT WAIVED
1,500	6,950	4,700	4,000	5,188	24,544	LATVIA
1,500	6,950	4,700	4,000	5,188	24,544	PAYMENT WAIVED
1,500	6,950	4,700	4,600	6,486	26,442	LITHUANIA
1,500	6,950	4,700	4,600	6,486	26,442	PAYMENT WAIVED
1,648	19,257	6,000	-	13,619	41,274	MACEDONIA (FYROM)
1,648	19,257	6,000	-	13,619	41,274	PAYMENT WAIVED
-	-	300	450	2,993	3,743	MALTA
-	-	300	450	2,993	3,743	PAYMENT WAIVED
800	3,450	1,250	1,250	1,795	8,545	MOLDOVA
800	3,450	1,250	1,250	1,795	8,545	PAYMENT WAIVED
-	-	-	-	-	2,200	NETHERLANDS
-	-	-	-	-	2,200	DOD DIRECT
12,587	124,700	6,600	8,000	12,274	181,636	POLAND
12,587	24,700	6,600	8,000	12,274	81,636	PAYMENT WAIVED
-	100,000	-	-	-	100,000	DOD DIRECT
-	-	-	-	-	798,700	PORTUGAL
-	-	-	-	-	384,635	PAYMENT WAIVED
-	-	-	-	-	271,565	DOD DIRECT
-	-	-	-	-	142,500	DOD GUARANTY
6,500	13,900	6,500	6,200	16,962	59,337	ROMANIA
6,500	13,900	6,500	6,200	16,962	59,337	PAYMENT WAIVED

TOTALS MAY NOT ADD DUE TO ROUNDING

* LESS THAN $500

AS OF 30 SEP 01

FOREIGN MILITARY FINANCING PROGRAM (CONTINUED)

(DOLLARS IN THOUSANDS)

	FY 1950 FY 1991	FY 1992	FY 1993	FY 1994	FY 1995	FY 1996
EUROPE (CONTINUED)						
RUSSIA	-	-	-	-	-	-
PAYMENT WAIVED	-	-	-	-	-	-
SLOVAKIA	-	-	-	-	-	3,550
PAYMENT WAIVED	-	-	-	-	-	3,550
SLOVENIA	-	-	-	-	-	400
PAYMENT WAIVED	-	-	-	-	-	400
SPAIN	2,415,100	-	-	-	-	-
DOD DIRECT	890,100	-	-	-	-	-
DOD GUARANTY	1,525,000	-	-	-	-	-
TURKEY	5,390,865	500,000	450,000	405,000	328,050	320,000
PAYMENT WAIVED	1,408,970	475,000	-	-	-	-
DOD DIRECT	1,645,995 A/	25,000	450,000	405,000	328,050	320,000
DOD GUARANTY	2,335,900	-	-	-	-	-
TURKMENISTAN	-	-	-	-	-	-
PAYMENT WAIVED	-	-	-	-	-	-
UKRAINE	-	-	-	-	-	-
PAYMENT WAIVED	-	-	-	-	-	-
UZBEKISTAN	-	-	-	-	-	-
PAYMENT WAIVED	-	-	-	-	-	-
AFRICA	681,000	7,205	12,937	1,385	1,330	9,043
PAYMENT WAIVED	95,588	7,205	12,937	1,385	1,330	9,043
DOD DIRECT	147,734	-	-	-	-	-
DOD GUARANTY	437,677	-	-	-	-	-
ANGOLA	-	-	-	-	-	2,000
PAYMENT WAIVED	-	-	-	-	-	2,000
BENIN	77	-	250	-	-	-
PAYMENT WAIVED	77	-	250	-	-	-
BOTSWANA	21,596	-	1,800	-	-	-
PAYMENT WAIVED	3,596	-	1,800	-	-	-
DOD DIRECT	5,000	-	-	-	-	-
DOD GUARANTY	13,000	-	-	-	-	-

TOTALS MAY NOT ADD DUE TO ROUNDING

* LESS THAN $500

AS OF 30 SEP 01

FOREIGN MILITARY FINANCING PROGRAM (CONTINUED)

(DOLLARS IN THOUSANDS)

FY 1997	FY 1998	FY 1999	FY 2000	FY 2001	FY 1950 FY 2001	
						EUROPE (CONTINUED)
2,250	2,250	-	-	-	4,500	RUSSIA
2,250	2,250	-	-	-	4,500	PAYMENT WAIVED
6,000	3,200	3,200	2,800	11,135	29,885	SLOVAKIA
6,000	3,200	3,200	2,800	11,135	29,885	PAYMENT WAIVED
1,000	2,500	2,600	2,000	5,487	13,987	SLOVENIA
1,000	2,500	2,600	2,000	5,487	13,987	PAYMENT WAIVED
-	-	-	-	-	2,415,100	SPAIN
-	-	-	-	-	890,100	DOD DIRECT
-	-	-	-	-	1,525,000	DOD GUARANTY
175,000	-	-	-	-	7,568,915	TURKEY
-	-	-	-	-	1,883,970	PAYMENT WAIVED
175,000	-	-	-	-	3,349,045	DOD DIRECT
-	-	-	-	-	2,335,900	DOD GUARANTY
500	450	600	600	699	2,849	TURKMENISTAN
500	450	600	600	699	2,849	PAYMENT WAIVED
5,250	3,800	5,000	3,250	4,789	22,089	UKRAINE
5,250	3,800	5,000	3,250	4,789	22,089	PAYMENT WAIVED
1,000	1,550	1,650	1,750	2,445	8,395	UZBEKISTAN
1,000	1,550	1,650	1,750	2,445	8,395	PAYMENT WAIVED
9,249	17,350	8,200	10,250	18,697	776,646	AFRICA
9,249	17,350	8,200	10,250	18,697	191,234	PAYMENT WAIVED
-	-	-	-	-	147,734	DOD DIRECT
-	-	-	-	-	437,677	DOD GUARANTY
-	-	-	-	-	2,000	ANGOLA
-	-	-	-	-	2,000	PAYMENT WAIVED
-	3,200	-	-	-	3,527	BENIN
-	3,200	-	-	-	3,527	PAYMENT WAIVED
-	-	-	-	1,597	24,993	BOTSWANA
-	-	-	-	1,597	6,993	PAYMENT WAIVED
-	-	-	-	-	5,000	DOD DIRECT
-	-	-	-	-	13,000	DOD GUARANTY

TOTALS MAY NOT ADD DUE TO ROUNDING

* LESS THAN $500

AS OF 30 SEP 01

FOREIGN MILITARY FINANCING PROGRAM (CONTINUED)

(DOLLARS IN THOUSANDS)

	FY 1950 FY 1991	FY 1992	FY 1993	FY 1994	FY 1995	FY 1996
AFRICA (CONTINUED)						
BURUNDI	315	-	-	-	-	-
PAYMENT WAIVED	315	-	-	-	-	-
CAMEROON	27,428	-	-	-	-	-
PAYMENT WAIVED	1,028	-	-	-	-	-
DOD DIRECT	5,000	-	-	-	-	-
DOD GUARANTY	21,400	-	-	-	-	-
CAPE VERDE	1,860	225	-	-	-	-
PAYMENT WAIVED	1,860	225	-	-	-	-
CENTRAL AFRICAN REP	370	-	-	-	-	-
PAYMENT WAIVED	370	-	-	-	-	-
CHAD	4,646	-	-	-	-	-
PAYMENT WAIVED	4,646	-	-	-	-	-
COMOROS	85	-	-	-	-	-
PAYMENT WAIVED	85	-	-	-	-	-
CONGO (BRAZZAVILLE)	13	-	-	-	-	-
PAYMENT WAIVED	13	-	-	-	-	-
CONGO (KINSHASA)	134,536	-	-	-	-	-
PAYMENT WAIVED	2,986	-	-	-	-	-
DOD DIRECT	91,500	-	-	-	-	-
DOD GUARANTY	40,050	-	-	-	-	-
DJIBOUTI	3,581	-	-	-	-	-
PAYMENT WAIVED	3,581	-	-	-	-	-
EQUATORIAL GUINEA	319	-	-	-	-	-
PAYMENT WAIVED	319	-	-	-	-	-
ERITREA	-	-	-	200	460	2,613
PAYMENT WAIVED	-	-	-	200	460	2,613
ETHIOPIA	36,000	-	-	500	300	1,430
PAYMENT WAIVED	-	-	-	500	300	1,430
DOD DIRECT	36,000	-	-	-	-	-
GABON	15,557	-	-	-	-	-
PAYMENT WAIVED	357	-	-	-	-	-
DOD DIRECT	2,000	-	-	-	-	-

TOTALS MAY NOT ADD DUE TO ROUNDING

* LESS THAN $500

AS OF 30 SEP 01

FOREIGN MILITARY FINANCING PROGRAM (CONTINUED)

(DOLLARS IN THOUSANDS)

FY 1997	FY 1998	FY 1999	FY 2000	FY 2001	FY 1950 FY 2001	
						AFRICA (CONTINUED)
-	-	-	-	-	315	BURUNDI
-	-	-	-	-	315	PAYMENT WAIVED
-	-	-	-	-	27,428	CAMEROON
-	-	-	-	-	1,028	PAYMENT WAIVED
-	-	-	-	-	5,000	DOD DIRECT
-	-	-	-	-	21,400	DOD GUARANTY
-	-	-	-	-	2,085	CAPE VERDE
-	-	-	-	-	2,085	PAYMENT WAIVED
-	-	-	-	-	370	CENTRAL AFRICAN REP
-	-	-	-	-	370	PAYMENT WAIVED
-	-	-	-	-	4,646	CHAD
-	-	-	-	-	4,646	PAYMENT WAIVED
-	-	-	-	-	85	COMOROS
-	-	-	-	-	85	PAYMENT WAIVED
-	-	-	-	-	13	CONGO (BRAZZAVILLE)
-	-	-	-	-	13	PAYMENT WAIVED
-	-	-	-	-	134,536	CONGO (KINSHASA)
-	-	-	-	-	2,986	PAYMENT WAIVED
-	-	-	-	-	91,500	DOD DIRECT
-	-	-	-	-	40,050	DOD GUARANTY
-	-	-	-	100	3,681	DJIBOUTI
-	-	-	-	100	3,681	PAYMENT WAIVED
-	-	-	-	-	319	EQUATORIAL GUINEA
-	-	-	-	-	319	PAYMENT WAIVED
1,750	1,000	-	-	-	6,023	ERITREA
1,750	1,000	-	-	-	6,023	PAYMENT WAIVED
1,000	1,000	2,900	-	-	43,130	ETHIOPIA
1,000	1,000	2,900	-	-	7,130	PAYMENT WAIVED
-	-	-	-	-	36,000	DOD DIRECT
-	-	-	-	-	15,557	GABON
-	-	-	-	-	357	PAYMENT WAIVED
-	-	-	-	-	2,000	DOD DIRECT

TOTALS MAY NOT ADD DUE TO ROUNDING

* LESS THAN $500

AS OF 30 SEP 01

FOREIGN MILITARY FINANCING PROGRAM (CONTINUED)

(DOLLARS IN THOUSANDS)

	FY 1950 FY 1991	FY 1992	FY 1993	FY 1994	FY 1995	FY 1996
AFRICA (CONTINUED)						
DOD GUARANTY	13,200	-	-	-	-	-
GAMBIA	550	100	1,300	-	-	-
PAYMENT WAIVED	550	100	1,300	-	-	-
GHANA	950	200	600	285	-	-
PAYMENT WAIVED	950	200	600	285	-	-
GUINEA	1,190	150	100	-	-	-
PAYMENT WAIVED	1,190	150	100	-	-	-
GUINEA-BISSAU	655	100	1,700	-	-	-
PAYMENT WAIVED	655	100	1,700	-	-	-
IVORY COAST	2,817	-	-	-	-	-
PAYMENT WAIVED	2,817	-	-	-	-	-
KENYA	158,379	-	-	-	-	-
PAYMENT WAIVED	379	-	-	-	-	-
DOD DIRECT	3,000	-	-	-	-	-
DOD GUARANTY	155,000	-	-	-	-	-
LESOTHO	200	-	-	-	-	-
PAYMENT WAIVED	200	-	-	-	-	-
LIBERIA	28,515	-	-	-	-	-
DOD DIRECT	4,851	-	-	-	-	-
DOD GUARANTY	23,664	-	-	-	-	-
MADAGASCAR	561	-	-	-	-	-
PAYMENT WAIVED	561	-	-	-	-	-
MALAWI	1,491	-	-	-	-	-
PAYMENT WAIVED	1,491 A/B/	-	-	-	-	-
MALI	48	100	747	-	-	-
PAYMENT WAIVED	-	100	747	-	-	-
DOD DIRECT	48	-	-	-	-	-
MAURITIUS	650	-	-	-	-	-
PAYMENT WAIVED	650	-	-	-	-	-

TOTALS MAY NOT ADD DUE TO ROUNDING

* LESS THAN $500

AS OF 30 SEP 01

FOREIGN MILITARY FINANCING PROGRAM (CONTINUED)

(DOLLARS IN THOUSANDS)

FY 1997	FY 1998	FY 1999	FY 2000	FY 2001	FY 1950 FY 2001	
						AFRICA (CONTINUED)
-	-	-	-	-	13,200	DOD GUARANTY
-	-	-	-	-	1,950	GAMBIA
-	-	-	-	-	1,950	PAYMENT WAIVED
-	3,300	1,300	-	500	7,135	GHANA
-	3,300	1,300	-	500	7,135	PAYMENT WAIVED
-	-	-	-	3,000	4,440	GUINEA
-	-	-	-	3,000	4,440	PAYMENT WAIVED
-	-	-	-	-	2,455	GUINEA-BISSAU
-	-	-	-	-	2,455	PAYMENT WAIVED
-	1,200	500	-	-	4,517	IVORY COAST
-	1,200	500	-	-	4,517	PAYMENT WAIVED
-	-	-	-	1,000	159,379	KENYA
-	-	-	-	1,000	1,379	PAYMENT WAIVED
-	-	-	-	-	3,000	DOD DIRECT
-	-	-	-	-	155,000	DOD GUARANTY
-	-	-	-	-	200	LESOTHO
-	-	-	-	-	200	PAYMENT WAIVED
-	-	-	-	-	28,515	LIBERIA
-	-	-	-	-	4,851	DOD DIRECT
-	-	-	-	-	23,664	DOD GUARANTY
-	-	-	-	-	561	MADAGASCAR
-	-	-	-	-	561	PAYMENT WAIVED
569	900	-	-	-	2,960	MALAWI
569	900	-	-	-	2,960	PAYMENT WAIVED
-	1,600	600	-	200	3,295	MALI
-	1,600	600	-	200	3,247	PAYMENT WAIVED
-	-	-	-	-	48	DOD DIRECT
-	-	-	-	-	650	MAURITIUS
-	-	-	-	-	650	PAYMENT WAIVED

TOTALS MAY NOT ADD DUE TO ROUNDING

* LESS THAN $500

AS OF 30 SEP 01

FOREIGN MILITARY FINANCING PROGRAM (CONTINUED)

(DOLLARS IN THOUSANDS)

	FY 1950 FY 1991	FY 1992	FY 1993	FY 1994	FY 1995	FY 1996
AFRICA (CONTINUED)						
MOZAMBIQUE	-	-	-	400	-	200
PAYMENT WAIVED	-	-	-	400	-	200
NAMIBIA	3,000	100	600	-	270	400
PAYMENT WAIVED	3,000	100	600	-	270	400
NIGER	9,969	600	600	-	-	-
PAYMENT WAIVED	4,469 A/	600	600	-	-	-
DOD GUARANTY	5,500	-	-	-	-	-
NIGERIA	369	-	-	-	-	-
PAYMENT WAIVED	34	-	-	-	-	-
DOD DIRECT	335	-	-	-	-	-
RWANDA	1,854	-	525	-	300	400
PAYMENT WAIVED	354	-	525	-	300	400
DOD GUARANTY	1,500	-	-	-	-	-
SAO TOME & PRINCIPE	295	100	190	-	-	-
PAYMENT WAIVED	295	100	190	-	-	-
SENEGAL	14,853	5,000	2,700	-	-	-
PAYMENT WAIVED	6,853 A/	5,000	2,700	-	-	-
DOD GUARANTY	8,000	-	-	-	-	-
SEYCHELLES	405	40	110	-	-	-
PAYMENT WAIVED	405	40	110	-	-	-
SIERRA LEONE	2,988	60	-	-	-	-
PAYMENT WAIVED	2,988 A/	60	-	-	-	-
SOMALIA	55,066	-	-	-	-	-
DOD GUARANTY	55,066	-	-	-	-	-
SOUTH AFRICA	-	-	-	-	-	-
PAYMENT WAIVED	-	-	-	-	-	-
SUDAN	148,275	-	-	-	-	-
PAYMENT WAIVED	46,977 A/	-	-	-	-	-
DOD GUARANTY	101,297	-	-	-	-	-
TANZANIA	50	-	100	-	-	-
PAYMENT WAIVED	50	-	100	-	-	-

TOTALS MAY NOT ADD DUE TO ROUNDING

* LESS THAN $500

AS OF 30 SEP 01

FOREIGN MILITARY FINANCING PROGRAM (CONTINUED)

(DOLLARS IN THOUSANDS)

FY 1997	FY 1998	FY 1999	FY 2000	FY 2001	FY 1950 FY 2001	
						AFRICA (CONTINUED)
-	-	-	-	-	600	MOZAMBIQUE
-	-	-	-	-	600	PAYMENT WAIVED
-	-	-	-	-	4,370	NAMIBIA
-	-	-	-	-	4,370	PAYMENT WAIVED
-	-	-	-	-	11,169	NIGER
-	-	-	-	-	5,669	PAYMENT WAIVED
-	-	-	-	-	5,500	DOD GUARANTY
-	-	-	10,000	10,000	20,369	NIGERIA
-	-	-	10,000	10,000	20,034	PAYMENT WAIVED
-	-	-	-	-	335	DOD DIRECT
-	-	-	-	-	3,079	RWANDA
-	-	-	-	-	1,579	PAYMENT WAIVED
-	-	-	-	-	1,500	DOD GUARANTY
-	-	-	-	-	585	SAO TOME & PRINCIPE
-	-	-	-	-	585	PAYMENT WAIVED
1,965	900	2,600	-	800	28,818	SENEGAL
1,965	900	2,600	-	800	20,818	PAYMENT WAIVED
-	-	-	-	-	8,000	DOD GUARANTY
-	-	-	-	-	555	SEYCHELLES
-	-	-	-	-	555	PAYMENT WAIVED
-	-	-	-	-	3,048	SIERRA LEONE
-	-	-	-	-	3,048	PAYMENT WAIVED
-	-	-	-	-	55,066	SOMALIA
-	-	-	-	-	55,066	DOD GUARANTY
-	350	300	250	1,000	1,900	SOUTH AFRICA
-	350	300	250	1,000	1,900	PAYMENT WAIVED
-	-	-	-	-	148,275	SUDAN
-	-	-	-	-	46,977	PAYMENT WAIVED
-	-	-	-	-	101,297	DOD GUARANTY
-	-	-	-	-	150	TANZANIA
-	-	-	-	-	150	PAYMENT WAIVED

TOTALS MAY NOT ADD DUE TO ROUNDING

* LESS THAN $500

AS OF 30 SEP 01

FOREIGN MILITARY FINANCING PROGRAM (CONTINUED)

(DOLLARS IN THOUSANDS)

	FY 1950 FY 1991	FY 1992	FY 1993	FY 1994	FY 1995	FY 1996
AFRICA (CONTINUED)						
TOGO	348	-	-	-	-	-
PAYMENT WAIVED	348	-	-	-	-	-
UGANDA	40	30	425	-	-	2,000
PAYMENT WAIVED	40	30	425	-	-	2,000
ZAMBIA	-	150	300	-	-	-
PAYMENT WAIVED	-	150	300	-	-	-
ZIMBABWE	1,100	250	890	-	-	-
PAYMENT WAIVED	1,100	250	890	-	-	-
WESTERN HEMISPHERE	1,673,663	110,416	61,361	12,227	16,998	2,000
PAYMENT WAIVED	403,030	110,416	61,361	12,227	16,998	2,000
DOD DIRECT	465,390	-	-	-	-	-
DOD GUARANTY	805,243	-	-	-	-	-
ANTIGUA & BARBUDA	1,410	870	80	37	40	50
PAYMENT WAIVED	1,410	870	80	37	40	50
ARGENTINA	179,379	1,000	-	-	-	-
PAYMENT WAIVED	3,500	1,000	-	-	-	-
DOD DIRECT	63,240	-	-	-	-	-
DOD GUARANTY	112,639	-	-	-	-	-
BAHAMAS	-	-	-	-	40	75
PAYMENT WAIVED	-	-	-	-	40	75
BARBADOS	1,840	850	80	37	95	200
PAYMENT WAIVED	1,840	850	80	37	95	200
BELIZE	500	500	500	160	-	75
PAYMENT WAIVED	500	500	500	160	-	75
BOLIVIA	96,228	25,000	18,595	2,967	3,229	-
PAYMENT WAIVED	73,228	25,000	18,595	2,967	3,229	-
DOD DIRECT	8,000	-	-	-	-	-
DOD GUARANTY	15,000	-	-	-	-	-
BOLIVIA - INTL NARC	1,000	-	-	-	-	-
PAYMENT WAIVED	1,000	-	-	-	-	-

TOTALS MAY NOT ADD DUE TO ROUNDING

* LESS THAN $500

AS OF 30 SEP 01

FOREIGN MILITARY FINANCING PROGRAM (CONTINUED)

(DOLLARS IN THOUSANDS)

FY 1997	FY 1998	FY 1999	FY 2000	FY 2001	FY 1950 FY 2001	
						AFRICA (CONTINUED)
-	-	-	-	-	348	TOGO
-	-	-	-	-	348	PAYMENT WAIVED
3,965	3,900	-	-	-	10,360	UGANDA
3,965	3,900	-	-	-	10,360	PAYMENT WAIVED
-	-	-	-	500	950	ZAMBIA
-	-	-	-	500	950	PAYMENT WAIVED
-	-	-	-	-	2,240	ZIMBABWE
-	-	-	-	-	2,240	PAYMENT WAIVED
2,000	5,350	6,640	4,000	6,682	1,901,338	WESTERN HEMISPHERE
2,000	5,350	6,640	4,000	6,682	630,705	PAYMENT WAIVED
-	-	-	-	-	465,390	DOD DIRECT
-	-	-	-	-	805,243	DOD GUARANTY
225	310	410	515	640	4,587	ANTIGUA & BARBUDA
225	310	410	515	640	4,587	PAYMENT WAIVED
-	1,250	1,850	450	998	184,927	ARGENTINA
-	1,250	1,850	450	998	9,048	PAYMENT WAIVED
-	-	-	-	-	63,240	DOD DIRECT
-	-	-	-	-	112,639	DOD GUARANTY
75	140	130	50	139	649	BAHAMAS
75	140	130	50	139	649	PAYMENT WAIVED
100	75	75	55	135	3,542	BARBADOS
100	75	75	55	135	3,542	PAYMENT WAIVED
75	100	100	100	200	2,310	BELIZE
75	100	100	100	200	2,310	PAYMENT WAIVED
-	-	-	250	597	146,866	BOLIVIA
-	-	-	250	597	123,866	PAYMENT WAIVED
-	-	-	-	-	8,000	DOD DIRECT
-	-	-	-	-	15,000	DOD GUARANTY
-	-	-	-	-	1,000	BOLIVIA - INTL NARC
-	-	-	-	-	1,000	PAYMENT WAIVED

TOTALS MAY NOT ADD DUE TO ROUNDING

* LESS THAN $500

AS OF 30 SEP 01

FOREIGN MILITARY FINANCING PROGRAM (CONTINUED)

(DOLLARS IN THOUSANDS)

	FY 1950 FY 1991	FY 1992	FY 1993	FY 1994	FY 1995	FY 1996
WESTERN HEMISPHERE (CONTINUED)						
BRAZIL	264,617	-	-	-	-	-
DOD DIRECT	111,303	-	-	-	-	-
DOD GUARANTY	153,315	-	-	-	-	-
CHILE	65,524	-	-	-	-	-
PAYMENT WAIVED	-	-	-	-	-	-
DOD DIRECT	61,490	-	-	-	-	-
DOD GUARANTY	4,034	-	-	-	-	-
COLOMBIA	256,556	47,000	27,000	7,700	10,000	-
PAYMENT WAIVED	96,789	47,000	27,000	7,700	10,000	-
DOD DIRECT	42,168	-	-	-	-	-
DOD GUARANTY	117,600	-	-	-	-	-
COLOMBIA - INTL NARC	1,996	-	-	-	-	-
PAYMENT WAIVED	1,996	-	-	-	-	-
COSTA RICA	5,000	-	-	-	-	-
DOD GUARANTY	5,000	-	-	-	-	-
DOMINICA	1,230	470	110	37	40	50
PAYMENT WAIVED	1,230	470	110	37	40	50
DOMINICAN REPUBLIC	25,974	1,000	500	300	-	-
PAYMENT WAIVED	2,276	1,000	500	300	-	-
DOD DIRECT	3,500	-	-	-	-	-
DOD GUARANTY	20,198	-	-	-	-	-
ECUADOR	66,964	2,339	1,150	130	-	-
PAYMENT WAIVED	2,000	2,339	1,150	130	-	-
DOD DIRECT	8,466	-	-	-	-	-
DOD GUARANTY	56,498	-	-	-	-	-
ECUADOR - INTL NARC	485	-	-	-	-	-
PAYMENT WAIVED	485	-	-	-	-	-
EL SALVADOR	256,153	21,250	11,000	-	-	-
PAYMENT WAIVED	145,580 G/	21,250	11,000	-	-	-
DOD DIRECT	13,373	-	-	-	-	-
DOD GUARANTY	97,200	-	-	-	-	-
GRENADA	1,130	477	200	37	40	350
PAYMENT WAIVED	1,130	477	200	37	40	350

TOTALS MAY NOT ADD DUE TO ROUNDING

* LESS THAN $500

AS OF 30 SEP 01

FOREIGN MILITARY FINANCING PROGRAM (CONTINUED)

(DOLLARS IN THOUSANDS)

FY 1997	FY 1998	FY 1999	FY 2000	FY 2001	FY 1950 FY 2001	
						WESTERN HEMISPHERE (CONTINUED)
-	-	-	-	-	264,617	BRAZIL
-	-	-	-	-	111,303	DOD DIRECT
-	-	-	-	-	153,315	DOD GUARANTY
-	300	400	-	498	66,722	CHILE
-	300	400	-	498	1,198	PAYMENT WAIVED
-	-	-	-	-	61,490	DOD DIRECT
-	-	-	-	-	4,034	DOD GUARANTY
-	-	-	-	-	348,256	COLOMBIA
-	-	-	-	-	188,489	PAYMENT WAIVED
-	-	-	-	-	42,168	DOD DIRECT
-	-	-	-	-	117,600	DOD GUARANTY
-	-	-	-	-	1,996	COLOMBIA - INTL NARC
-	-	-	-	-	1,996	PAYMENT WAIVED
-	-	-	-	-	5,000	COSTA RICA
-	-	-	-	-	5,000	DOD GUARANTY
100	115	145	150	291	2,738	DOMINICA
100	115	145	150	291	2,738	PAYMENT WAIVED
100	225	370	400	649	29,518	DOMINICAN REPUBLIC
100	225	370	400	649	5,820	PAYMENT WAIVED
-	-	-	-	-	3,500	DOD DIRECT
-	-	-	-	-	20,198	DOD GUARANTY
-	-	-	-	-	70,583	ECUADOR
-	-	-	-	-	5,619	PAYMENT WAIVED
-	-	-	-	-	8,466	DOD DIRECT
-	-	-	-	-	56,498	DOD GUARANTY
-	-	-	-	-	485	ECUADOR - INTL NARC
-	-	-	-	-	485	PAYMENT WAIVED
-	-	-	-	-	288,403	EL SALVADOR
-	-	-	-	-	177,830	PAYMENT WAIVED
-	-	-	-	-	13,373	DOD DIRECT
-	-	-	-	-	97,200	DOD GUARANTY
100	145	190	165	225	3,059	GRENADA
100	145	190	165	225	3,059	PAYMENT WAIVED

TOTALS MAY NOT ADD DUE TO ROUNDING

* LESS THAN $500

AS OF 30 SEP 01

FOREIGN MILITARY FINANCING PROGRAM (CONTINUED)

(DOLLARS IN THOUSANDS)

	FY 1950 FY 1991	FY 1992	FY 1993	FY 1994	FY 1995	FY 1996
WESTERN HEMISPHERE (CONTINUED)						
GUATEMALA	13,606	-	-	-	-	-
PAYMENT WAIVED	2,887	-	-	-	-	-
DOD DIRECT	9,327	-	-	-	-	-
DOD GUARANTY	1,391	-	-	-	-	-
GUYANA	-	-	-	180	-	75
PAYMENT WAIVED	-	-	-	180	-	75
HAITI	4,098	-	-	-	3,000	-
PAYMENT WAIVED	1,998	-	-	-	3,000	-
DOD GUARANTY	2,100	-	-	-	-	-
HONDURAS	104,493	5,000	317	-	-	-
PAYMENT WAIVED	52,063	5,000	317	-	-	-
DOD DIRECT	3,000	-	-	-	-	-
DOD GUARANTY	49,430	-	-	-	-	-
JAMAICA	4,587	2,500	399	300	299	600
PAYMENT WAIVED	2,000	2,500	399	300	299	600
DOD GUARANTY	2,587	-	-	-	-	-
MEXICO	4,298	-	-	-	-	-
DOD DIRECT	4,298	-	-	-	-	-
NICARAGUA	8,000	-	-	-	-	-
DOD GUARANTY	8,000	-	-	-	-	-
PANAMA	22,328	-	-	-	-	-
PAYMENT WAIVED	-	-	-	-	-	-
DOD DIRECT	3,828	-	-	-	-	-
DOD GUARANTY	18,500	-	-	-	-	-
PARAGUAY	707	250	-	-	-	-
PAYMENT WAIVED	-	250	-	-	-	-
DOD DIRECT	318	-	-	-	-	-
DOD GUARANTY	389	-	-	-	-	-
PERU	131,540	-	-	-	-	-
DOD DIRECT	28,978	-	-	-	-	-
DOD GUARANTY	102,562	-	-	-	-	-
PERU - INTL NARC	6,879	-	-	-	-	-
PAYMENT WAIVED	6,879 B/	-	-	-	-	-

TOTALS MAY NOT ADD DUE TO ROUNDING

* LESS THAN $500

AS OF 30 SEP 01

FOREIGN MILITARY FINANCING PROGRAM (CONTINUED)

(DOLLARS IN THOUSANDS)

FY 1997	FY 1998	FY 1999	FY 2000	FY 2001	FY 1950 FY 2001	
						WESTERN HEMISPHERE (CONTINUED)
-	-	-	-	-	13,606	GUATEMALA
-	-	-	-	-	2,887	PAYMENT WAIVED
-	-	-	-	-	9,327	DOD DIRECT
-	-	-	-	-	1,391	DOD GUARANTY
-	100	100	100	124	679	GUYANA
-	100	100	100	124	679	PAYMENT WAIVED
225	650	300	300	-	8,573	HAITI
225	650	300	300	-	6,473	PAYMENT WAIVED
-	-	-	-	-	2,100	DOD GUARANTY
-	-	-	-	-	109,810	HONDURAS
-	-	-	-	-	57,380	PAYMENT WAIVED
-	-	-	-	-	3,000	DOD DIRECT
-	-	-	-	-	49,430	DOD GUARANTY
415	450	475	500	584	11,109	JAMAICA
415	450	475	500	584	8,522	PAYMENT WAIVED
-	-	-	-	-	2,587	DOD GUARANTY
-	-	-	-	-	4,298	MEXICO
-	-	-	-	-	4,298	DOD DIRECT
-	-	-	-	-	8,000	NICARAGUA
-	-	-	-	-	8,000	DOD GUARANTY
-	-	590	-	-	22,918	PANAMA
-	-	590	-	-	590	PAYMENT WAIVED
-	-	-	-	-	3,828	DOD DIRECT
-	-	-	-	-	18,500	DOD GUARANTY
-	-	-	-	597	1,554	PARAGUAY
-	-	-	-	597	847	PAYMENT WAIVED
-	-	-	-	-	318	DOD DIRECT
-	-	-	-	-	389	DOD GUARANTY
-	-	-	-	-	131,540	PERU
-	-	-	-	-	28,978	DOD DIRECT
-	-	-	-	-	102,562	DOD GUARANTY
-	-	-	-	-	6,879	PERU - INTL NARC
-	-	-	-	-	6,879	PAYMENT WAIVED

TOTALS MAY NOT ADD DUE TO ROUNDING

* LESS THAN $500

AS OF 30 SEP 01

FOREIGN MILITARY FINANCING PROGRAM (CONTINUED)

(DOLLARS IN THOUSANDS)

	FY 1950 FY 1991	FY 1992	FY 1993	FY 1994	FY 1995	FY 1996
WESTERN HEMISPHERE (CONTINUED)						
ST KITTS AND NEVIS	1,030	470	190	37	40	50
PAYMENT WAIVED	1,030	470	190	37	40	50
ST LUCIA	1,030	470	610	168	40	50
PAYMENT WAIVED	1,030	470	610	168	40	50
ST VINCENT + GREN.	1,030	470	80	37	40	50
PAYMENT WAIVED	1,030	470	80	37	40	50
SURINAME	-	-	-	-	-	75
PAYMENT WAIVED	-	-	-	-	-	75
TRINIDAD + TOBAGO	1,150	500	550	100	95	300
PAYMENT WAIVED	1,150	500	550	100	95	300
URUGUAY	18,349	-	-	-	-	-
PAYMENT WAIVED	-	-	-	-	-	-
DOD DIRECT	8,349	-	-	-	-	-
DOD GUARANTY	10,000	-	-	-	-	-
VENEZUELA	124,551	-	-	-	-	-
DOD DIRECT	95,751	-	-	-	-	-
DOD GUARANTY	28,800	-	-	-	-	-
NON REGIONAL	57,224	27,855	26,156	23,491	22,145	23,250
PAYMENT WAIVED	57,224	27,855	25,956	23,491	22,145	23,250
DOD DIRECT	-	-	200	-	-	-
FMF ADMIN COSTS	57,224	27,855	26,156	23,491	22,145	23,250
PAYMENT WAIVED	57,224	27,855	25,956	23,491	22,145	23,250
DOD DIRECT	-	-	200	-	-	-
INTERNATL. ORG. AND VARIOUS	23,602	500	500	850	2,370	1,400
PAYMENT WAIVED	492	500	500	850	2,370	1,400
DOD DIRECT	23,110	-	-	-	-	-

TOTALS MAY NOT ADD DUE TO ROUNDING

* LESS THAN $500

AS OF 30 SEP 01

FOREIGN MILITARY FINANCING PROGRAM (CONTINUED)

(DOLLARS IN THOUSANDS)

FY 1997	FY 1998	FY 1999	FY 2000	FY 2001	FY 1950 FY 2001	
						WESTERN HEMISPHERE (CONTINUED)
100	130	155	125	260	2,587	ST KITTS AND NEVIS
100	130	155	125	260	2,587	PAYMENT WAIVED
100	160	195	165	275	3,263	ST LUCIA
100	160	195	165	275	3,263	PAYMENT WAIVED
100	110	130	125	170	2,342	ST VINCENT + GREN.
100	110	130	125	170	2,342	PAYMENT WAIVED
-	-	-	-	-	75	SURINAME
-	-	-	-	-	75	PAYMENT WAIVED
285	290	225	250	300	4,045	TRINIDAD + TOBAGO
285	290	225	250	300	4,045	PAYMENT WAIVED
-	800	800	300	-	20,249	URUGUAY
-	800	800	300	-	1,900	PAYMENT WAIVED
-	-	-	-	-	8,349	DOD DIRECT
-	-	-	-	-	10,000	DOD GUARANTY
-	-	-	-	-	124,551	VENEZUELA
-	-	-	-	-	95,751	DOD DIRECT
-	-	-	-	-	28,800	DOD GUARANTY
23,183	-	-	-	-	203,304	NON REGIONAL
23,183	-	-	-	-	203,104	PAYMENT WAIVED
-	-	-	-	-	200	DOD DIRECT
23,183	-	-	-	-	203,304	FMF ADMIN COSTS
23,183	-	-	-	-	203,104	PAYMENT WAIVED
-	-	-	-	-	200	DOD DIRECT
-	-	-	-	100	29,322	INTERNATL. ORG. AND VARIOUS
-	-	-	-	100	6,212	PAYMENT WAIVED
-	-	-	-	-	23,110	DOD DIRECT

TOTALS MAY NOT ADD DUE TO ROUNDING

* LESS THAN $500

AS OF 30 SEP 01

A/ P.L. 101-513, SECTION 515(B), DATED NOVEMBER 5, 1990, DEOBLIGATED/REOBLIGATED FOREIGN MILITARY FINANCING GRANT AND DIRECT LOAN FUNDS AS FOLLOWS: SUDAN $3,022,790.00 IN FY 1982; MALAWI $700 THOUSAND IN FY 1990, FOR A TOTAL OF $3,722,790.00 IN GRANT DEOBLIGATIONS. THESE GRANT FUNDS WERE REOBLIGATED IN FY 1991 TO THE FOLLOWING COUNTRIES: NIGER $1,022,790.00; SENEGAL $2.0 MILLION; SIERRA LEONE $700 THOUSAND. DIRECT LOANS WERE DEOBLIGATED AS FOLLOWS: MALAYSIA $4.0 MILLION IN FY 1985, $1.484 MILLION IN FY 1986; PHILIPPINES $15.0 MILLION IN FY 1985, $14.355 MILLION IN FY 1986; TUNISIA $15.161 MILLION IN FY 1986, FOR A TOTAL OF $50.0 MILLION. THESE DIRECT LOAN FUNDS WERE REOBLIGATED TO TURKEY IN FY 1991.

B/ P.L. 102-391, DATED OCTOBER 6, 1992, RESCINDED A TOTAL OF $45.75 MILLION OF FOREIGN MILITARY FINANCING AND MAP MERGER FUNDS. FOREIGN MILITARY FINANCING GRANT FUNDS WERE RESCINDED IN FY 1991 AS FOLLOWS: EQUATORIAL GUINEA $390 THOUSAND; MALAWI $2.2 MILLION; PERU INTL NARC $11,538,261.23; PHILIPPINES $11,457,429.85, FOR A TOTAL OF $25.585 MILLION.

C/ EXCLUDES $50 MILLION FOR ISRAEL ANTI-TERRORISM AND $6.5 MILLION FOR DEMINING TRANSFERRED FROM THE NONPROLIFERATION, ANTI-TERRORISM, DEMINING AND RELATED PROGRAMS APPROPRIATION TO THE FOREIGN MILITARY FINANCING APPROPRIATION PURSUANT TO THE FY 1997 FOREIGN ASSISTANCE APPROPRIATIONS ACT, P.L.104-208.
EXCLUDES $2.4 MILLION FOR DEMINING TRANSFERRED FROM THE NONPROLIFERATION, ANTI-TERRORISM, DEMINING AND RELATED PROGRAMS APPROPRIATION TO THE FOREIGN MILITARY FINANCING APPROPRIATIONS PURSUANT TO THE FY 1998 FOREIGN ASSISTANCE APPROPRIATIONS ACT, P.L.105-118.

D/ IN FY 1994, P.L. 103-211 RESCINDED $91,721 THOUSAND OF FOREIGN MILITARY FINANCING AND MAP MERGER FUNDS INVOLVING 29 COUNTRIES AND INTERNATIONAL ORGANIZATIONS AS FOLLOWS: FOREIGN MILITARY FINANCING FUNDS OF $90,282 THOUSAND AND MAP MERGER FUNDS OF $439 THOUSAND. SECDEF MESSAGE DTG 261745Z APRIL 1994, SUBJECT: FY 1994 FOREIGN MILITARY FINANCING (FMF) RESCISSION, PROVIDES DETAILS REGARDING COUNTRIES AND FISCAL YEARS AFFECTED BY THIS RESCISSION.

E/ INCLUDES $1.5 BILLION FOR EGYPT AND $2.2 BILLION FOR ISRAEL AUTHORIZED BY P.L. 36-38 (SUPPLEMENTAL APPROPRIATIONS ACT, JULY 25, 1979).

F/ INCLUDES $500.0 MILLION AUTHORIZED BY P.L. 91-441 AND APPROPRIATED BY P.L. 91-665 (SUPPLEMENTAL APPROPRIATIONS ACT, JANUARY 8, 1971) AND $2,182,664 THOUSAND PURSUANT TO P.L. 93-199 (EMERGENCY SECURITY ASSISTANCE ACT, DECEMBER 26, 1973).

G/ EXCLUDES $13.0 MILLION OF FY 1991 GRANTS ORIGINALLY ALLOCATED TO EL SALVADOR WHICH WERE TRANSFERRED TO THE FUND FOR CEASE-FIRE MONITORING, DEMOBILIZATION, AND TRANSITION TO PEACE PURSUANT TO SECTION 531(F) OF P.L. 101-513.

PAGE INTENTIONALLY LEFT BLANK

COMMERCIAL EXPORTS LICENSED UNDER ARMS EXPORT CONTROL ACT

(DOLLARS IN THOUSANDS)

	FY 1950 FY 1991	FY 1992	FY 1993	FY 1994	FY 1995	FY 1996
WORLDWIDE	58,690,340	2,667,219	3,808,085	3,339,128	3,172,773	1,562,704
EAST ASIA AND PACIFIC	18,105,832	969,764	870,094	814,704	1,054,284	597,902
AUSTRALIA	2,200,554	49,474	136,150	28,842	60,539	56,702
BRUNEI	17,169	558	294	21	20,325	1,007
CAMBODIA	5	-	-	-	-	-
CANTON & ENDERBURY I	6	-	-	-	-	-
CHINA	185,820	436	-	66	200	204
FIJI	906	-	*	679	10	11
FRENCH POLYNESIA(FR)	607	*	65	1	11,031	4
HONG KONG	212,601	2,214	1,255	771	1,018	1,525
INDONESIA	227,509	18,134	4,025	9,335	8,185	10,883
JAPAN	8,426,746	619,327	220,064	379,550	744,937	373,423
KIRIBATI(GILBERT IS)	3,396	-	-	-	-	-
KOREA (SEOUL)	2,783,788	82,441	121,794	88,724	61,574	85,356
LAOS	4	-	-	-	-	-
MACAU	403	46	77	178	54	20
MALAYSIA	528,748	3,100	7,458	6,311	11,813	8,644
MYANMAR	19,472	-	-	-	-	-
NAURU	236	-	-	-	-	-
NEW CALEDONIA (FR)	3,257	81	52	33	11	20
NEW ZEALAND	231,305	9,049	1,866	2,070	4,627	4,688
NIUE	107	-	-	-	-	-
NORFOLK ISLAND(AUST)	*	-	-	-	-	-
PAPUA NEW GUINEA	1,114	1,319	234	14	-	204
PITCAIRN (UK)	*	-	-	-	-	-
REP OF PHILIPPINES	133,281	1,915	723	1,329	1,706	2,308
SINGAPORE	856,585	53,593	16,437	14,880	40,038	10,889
SOLOMON ISLANDS	125	10	-	-	169	-
TAIWAN	1,718,091	95,610	346,026	261,869	27,760	20,392
THAILAND	553,843	32,457	13,570	20,027	60,277	21,574
TOKELAU	18	-	-	-	-	-
TONGA	44	-	3	-	-	46
TUVALU	9	-	-	-	-	-
VANUATU	15	-	-	-	-	-
VIETNAM	66	-	-	4	10	-
WESTERN SAMOA	4	-	-	-	-	-
NEAR EAST AND SOUTH ASIA	11,466,339	186,412	145,787	193,661	111,912	86,287
AFGHANISTAN	597	-	-	-	-	-
ALGERIA	99,813	1,311	368	2,774	9,055	20
BAHRAIN	23,532	817	85	1,370	1,853	616
BANGLADESH	16,633	137	200	196	224	224
BHUTAN	211	30	-	-	-	-
BR INDIAN OCEAN TERR	353	-	-	-	-	-
EGYPT	952,533	31,043	18,684	9,610	10,264	3,523

TOTALS MAY NOT ADD DUE TO ROUNDING

* LESS THAN $500

AS OF 30 SEP 01

COMMERCIAL EXPORTS LICENSED UNDER ARMS EXPORT CONTROL ACT

(DOLLARS IN THOUSANDS)

FY 1997	FY 1998	FY 1999	FY 2000	FY 2001	FY 1950 FY 2001	
1,818,273	2,044,935	654,253	477,639	821,151	79,056,500	WORLDWIDE
718,846	618,427	186,535	106,931	143,171	24,186,490	EAST ASIA AND PACIFIC
61,484	71,076	18,650	10,923	21,655	2,716,049	AUSTRALIA
20,906	21,369	337	45	2	82,033	BRUNEI
39	-	-	-	-	44	CAMBODIA
-	-	-	-	-	6	CANTON & ENDERBURY I
111	389	-	-	-	187,226	CHINA
-	-	-	-	-	1,606	FIJI
1	-	-	-	-	11,710	FRENCH POLYNESIA(FR)
284	1,388	1,103	393	783	223,334	HONG KONG
4,442	4,349	630	-	63	287,555	INDONESIA
249,298	249,498	118,542	64,663	66,715	11,512,762	JAPAN
-	-	-	-	-	3,396	KIRIBATI(GILBERT IS)
47,079	60,105	10,711	10,946	15,476	3,367,995	KOREA (SEOUL)
-	-	-	-	-	4	LAOS
49	30	74	2	-	933	MACAU
34,790	2,900	2,811	349	1,201	608,125	MALAYSIA
-	-	-	-	-	19,472	MYANMAR
-	-	-	2	-	238	NAURU
8	16	2	29	-	3,510	NEW CALEDONIA (FR)
7,525	6,766	2,130	284	308	270,618	NEW ZEALAND
-	-	-	-	-	107	NIUE
-	-	-	-	-	*	NORFOLK ISLAND(AUST)
1	76	58	28	-	3,049	PAPUA NEW GUINEA
-	-	-	-	-	*	PITCAIRN (UK)
559	1,583	815	867	53	145,139	REP OF PHILIPPINES
12,215	3,087	10,873	2,172	4,285	1,025,053	SINGAPORE
74	74	-	-	-	452	SOLOMON ISLANDS
261,136	173,055	15,500	15,392	29,127	2,963,958	TAIWAN
18,846	22,666	4,299	836	3,503	751,897	THAILAND
-	-	-	-	-	18	TOKELAU
-	-	-	-	-	94	TONGA
-	-	-	-	-	9	TUVALU
-	-	-	-	-	15	VANUATU
*	-	-	-	-	80	VIETNAM
-	-	-	-	-	4	WESTERN SAMOA
42,263	39,400	20,096	35,321	15,592	12,343,070	NEAR EAST AND SOUTH ASIA
-	-	-	-	-	597	AFGHANISTAN
37	375	-	-	368	114,121	ALGERIA
98	122	152	22	342	29,008	BAHRAIN
342	3,256	181	95	285	21,774	BANGLADESH
-	-	-	-	-	240	BHUTAN
-	-	-	-	-	353	BR INDIAN OCEAN TERR
5,009	2,395	623	3,796	923	1,038,403	EGYPT

TOTALS MAY NOT ADD DUE TO ROUNDING

* LESS THAN $500

AS OF 30 SEP 01

COMMERCIAL EXPORTS LICENSED UNDER ARMS EXPORT CONTROL ACT (CONTINUED)

(DOLLARS IN THOUSANDS)

	FY 1950 FY 1991	FY 1992	FY 1993	FY 1994	FY 1995	FY 1996
NEAR EAST AND SOUTH ASIA (CONTINUED)						
INDIA	359,068	4,503	10,440	97,367	-	-
IRAN	670,767	-	-	-	-	-
IRAQ	4,624	-	-	-	-	-
ISRAEL	6,199,427	27,872	41,799	33,968	34,706	13,098
JORDAN	342,299	1,966	1,322	1,010	1,911	3,972
KUWAIT	79,118	7,372	1,703	1,362	7,736	3,730
LEBANON	18,725	356	954	808	548	322
LIBYA	31,318	-	-	-	-	-
MALDIVES	253	318	36	40	12	-
MOROCCO	143,066	3,468	479	8,580	1,790	173
NEPAL	148	*	-	98	58	37
OMAN	41,192	1,544	1,709	1,272	1,575	963
PAKISTAN	377,244	8,162	4,789	1,781	6,286	4,224
QATAR	19,368	572	530	1,531	973	596
SAUDI ARABIA	1,805,041	88,853	53,185	7,746	27,110	48,367
SRI LANKA	6,728	844	332	249	694	1,010
SYRIA	1,529	-	-	-	-	-
TUNISIA	109,245	496	480	142	599	423
UNITED ARAB EMIRATES	162,184	6,747	8,682	22,919	6,344	4,991
YEMEN	1,322	3	12	838	171	-
EUROPE	21,440,069	465,681	525,518	757,528	558,141	432,006
ALBANIA	279	-	-	-	1	-
ANDORRA	157	19	2	-	5	-
AUSTRIA	92,775	7,483	1,142	2,749	2,852	2,748
AZERBAIJAN	-	-	-	-	-	38
BELGIUM	1,272,408	13,687	21,212	10,466	6,330	16,607
BOSNIA-HERZEGOVINA	-	-	-	-	-	45
BULGARIA	519	-	3	9	3	5
CROATIA	-	-	-	-	1	103
CYPRUS	2,930	105	399	309	404	149
CZECH REPUBLIC	2	45	38	849	546	230
CZECHOSLOVAKIA	2	317	108	-	-	-
DENMARK	308,634	9,386	32,262	25,716	2,054	26,120
ESTONIA	-	-	-	165	333	19
FAEROE ISLANDS	3	-	-	-	-	-
FINLAND	85,678	5,752	4,996	99,569	931	2,736
FRANCE	1,295,251	65,425	18,332	96,634	98,099	119,738
GEORGIA	-	-	-	-	-	66
GERMANY	3,762,260	66,887	115,440	238,993	36,386	38,662
GIBRALTAR (UK)	96	-	-	-	-	-
GREECE	1,741,161	18,494	5,366	4,152	16,159	3,667
HUNGARY	768	213	609	94	83	29

TOTALS MAY NOT ADD DUE TO ROUNDING

* LESS THAN $500

AS OF 30 SEP 01

COMMERCIAL EXPORTS LICENSED UNDER ARMS EXPORT CONTROL ACT (CONTINUED)

(DOLLARS IN THOUSANDS)

FY 1997	FY 1998	FY 1999	FY 2000	FY 2001	FY 1950 FY 2001	
						NEAR EAST AND SOUTH ASIA (CONTINUED)
-	-	-	-	-	471,378	INDIA
-	-	-	-	-	670,767	IRAN
-	-	-	-	-	4,624	IRAQ
12,819	11,508	4,228	26,287	4,019	6,409,732	ISRAEL
873	330	169	64	53	353,970	JORDAN
287	4,305	3,937	25	82	109,658	KUWAIT
808	778	62	127	95	23,582	LEBANON
-	-	-	-	-	31,318	LIBYA
-	43	-	-	-	702	MALDIVES
354	1,617	14	20	556	160,116	MOROCCO
1,139	20	11	73	-	1,585	NEPAL
236	199	665	37	176	49,568	OMAN
2,223	346	-	-	-	405,054	PAKISTAN
306	323	682	1,795	-	26,676	QATAR
12,121	11,714	7,581	1,909	1,028	2,064,654	SAUDI ARABIA
659	294	150	-	3,467	14,426	SRI LANKA
-	-	-	-	-	1,529	SYRIA
733	184	242	136	590	113,269	TUNISIA
3,524	1,591	1,399	935	3,608	222,924	UNITED ARAB EMIRATES
693	-	-	-	-	3,039	YEMEN
358,593	919,413	192,081	168,621	144,180	25,961,831	EUROPE
-	-	-	-	-	280	ALBANIA
-	1	-	12	-	196	ANDORRA
1,148	2,606	786	539	548	115,376	AUSTRIA
-	-	-	-	-	38	AZERBAIJAN
13,652	9,118	5,766	4,188	3,683	1,377,118	BELGIUM
-	-	-	-	-	45	BOSNIA-HERZEGOVINA
-	15	721	523	-	1,799	BULGARIA
59	-	751	-	-	913	CROATIA
68	2	13	-	-	4,379	CYPRUS
258	76	37,571	23,300	32,058	94,972	CZECH REPUBLIC
-	-	-	-	-	427	CZECHOSLOVAKIA
4,216	3,991	1,215	522	585	414,701	DENMARK
-	*	-	-	-	518	ESTONIA
-	-	-	-	1	4	FAEROE ISLANDS
1,307	139,408	16,203	469	1,802	358,850	FINLAND
8,179	18,646	6,874	6,330	7,319	1,740,828	FRANCE
66	-	-	625	-	757	GEORGIA
28,820	41,403	12,032	7,728	8,777	4,357,388	GERMANY
-	-	-	-	-	96	GIBRALTAR (UK)
2,450	13,626	32,044	2,647	1,511	1,841,277	GREECE
6	30	39	4	-	1,875	HUNGARY

TOTALS MAY NOT ADD DUE TO ROUNDING

* LESS THAN $500

AS OF 30 SEP 01

COMMERCIAL EXPORTS LICENSED UNDER ARMS EXPORT CONTROL ACT (CONTINUED)

(DOLLARS IN THOUSANDS)

	FY 1950 FY 1991	FY 1992	FY 1993	FY 1994	FY 1995	FY 1996
EUROPE (CONTINUED)						
ICELAND	1,220	13	4	21	5	17
IRELAND	7,793	214	346	687	471	3,288
ITALY	2,573,655	53,694	34,679	53,196	37,566	33,923
KAZAKHSTAN	-	-	-	3	55	6,559
LATVIA	-	-	-	-	6	2
LIECHTENSTEIN	118	-	7	2	-	-
LITHUANIA	-	-	-	*	-	5
LUXEMBOURG	97,487	7,904	3,050	111	338	1,388
MACEDONIA (FYROM)	-	-	-	-	-	16
MALTA	236	-	57	5	61	-
MOLDOVA	-	-	-	-	13	2
MONACO	273	12	47	-	8	2
NETHERLANDS	1,183,587	27,991	7,861	5,730	6,148	9,992
NORWAY	666,049	9,651	13,914	42,625	9,980	5,803
POLAND	797	27	88	661	100	914
PORTUGAL	164,724	8,053	3,151	1,897	2,491	6,720
ROMANIA	5,152	-	-	11	30	654
RUSSIA	-	17	75	526	7,079	2,132
SAN MARINO	6	-	-	-	-	-
SLOVAKIA	-	273	22	30	117	230
SLOVENIA	-	-	-	141	-	8
SPAIN	933,979	36,768	50,190	19,695	36,328	14,961
SVALBARD & JAN MAYEN	3,501	42	-	-	-	-
SWEDEN	774,215	18,704	6,163	14,109	5,571	20,687
SWITZERLAND	900,983	9,158	1,847	10,219	3,688	5,976
TURKEY	900,532	37,673	122,481	14,824	176,764	71,705
TURKMENISTAN	-	-	-	*	-	*
UKRAINE	-	-	-	6	35	9
UNION OF SOV SOC REP	21	-	-	-	-	-
UNITED KINGDOM	4,528,262	67,677	81,625	113,322	107,095	36,049
UZBEKISTAN	-	-	-	-	4	-
YUGOSLAVIA	134,557	-	-	-	-	-
AFRICA	313,102	4,490	1,721	525	3,645	7,264
ANGOLA	82	-	8	19	10	-
BENIN	1	-	34	-	-	1
BOTSWANA	31,798	1,417	16	1	27	175
BURKINA FASO	1,093	-	-	-	-	-
BURUNDI	559	4	-	-	38	9
CAMEROON	17,723	10	-	*	18	5
CAPE VERDE	1	-	-	-	-	-
CENTRAL AFRICAN REP	96	-	-	-	-	-
CHAD	25,283	1	-	-	-	-
COMOROS	17	-	-	-	-	-

TOTALS MAY NOT ADD DUE TO ROUNDING

* LESS THAN $500

AS OF 30 SEP 01

COMMERCIAL EXPORTS LICENSED UNDER ARMS EXPORT CONTROL ACT (CONTINUED)

(DOLLARS IN THOUSANDS)

FY 1997	FY 1998	FY 1999	FY 2000	FY 2001	FY 1950 FY 2001	
						EUROPE (CONTINUED)
12	8	5	1	1	1,308	ICELAND
62	209	394	212	217	13,893	IRELAND
16,797	20,799	6,346	5,627	10,131	2,846,413	ITALY
51	-	-	-	-	6,668	KAZAKHSTAN
-	-	-	-	-	8	LATVIA
-	-	-	-	120	247	LIECHTENSTEIN
-	-	-	-	-	6	LITHUANIA
475	611	297	292	293	112,245	LUXEMBOURG
-	-	-	46	120	182	MACEDONIA (FYROM)
-	1	-	-	-	361	MALTA
-	-	-	-	-	15	MOLDOVA
17	4	2	-	-	365	MONACO
17,377	10,144	4,703	3,085	5,252	1,281,871	NETHERLANDS
11,415	3,716	1,841	897	1,954	767,844	NORWAY
195	195	546	921	358	4,803	POLAND
970	1,509	819	11,912	1,711	203,958	PORTUGAL
18,522	49	189	169	8	24,784	ROMANIA
285	12	34	-	51	10,212	RUSSIA
-	-	-	-	-	6	SAN MARINO
98	-	-	-	47	818	SLOVAKIA
150	5	797	-	-	1,101	SLOVENIA
15,175	16,529	4,299	4,443	6,040	1,138,406	SPAIN
-	-	-	-	-	3,543	SVALBARD & JAN MAYEN
12,399	15,177	12,657	21,625	5,610	906,917	SWEDEN
2,018	3,737	2,352	1,282	1,647	942,905	SWITZERLAND
107,113	567,150	7,751	36,464	27,196	2,069,653	TURKEY
-	-	-	625	-	625	TURKMENISTAN
5	-	-	-	-	55	UKRAINE
-	-	-	-	-	21	UNION OF SOV SOC REP
95,222	50,636	35,034	34,133	27,140	5,176,196	UNITED KINGDOM
6	-	-	-	-	10	UZBEKISTAN
-	-	-	-	-	134,557	YUGOSLAVIA
5,030	1,819	242	921	2,223	340,981	AFRICA
12	1	-	-	-	133	ANGOLA
-	-	-	-	-	35	BENIN
78	650	10	226	429	34,827	BOTSWANA
2	1	-	-	-	1,096	BURKINA FASO
-	-	-	-	-	610	BURUNDI
-	18	1	-	-	17,775	CAMEROON
-	-	-	-	-	1	CAPE VERDE
-	-	-	-	-	96	CENTRAL AFRICAN REP
-	-	-	-	-	25,283	CHAD
-	-	-	-	-	17	COMOROS

TOTALS MAY NOT ADD DUE TO ROUNDING

* LESS THAN $500

AS OF 30 SEP 01

COMMERCIAL EXPORTS LICENSED UNDER ARMS EXPORT CONTROL ACT (CONTINUED)

(DOLLARS IN THOUSANDS)

	FY 1950 FY 1991	FY 1992	FY 1993	FY 1994	FY 1995	FY 1996
AFRICA (CONTINUED)						
CONGO (BRAZZAVILLE)	124	-	-	29	3	-
CONGO (KINSHASA)	6,613	-	-	-	-	-
DJIBOUTI	4,180	19	*	-	-	-
EQUATORIAL GUINEA	*	-	-	-	-	-
ERITREA	-	-	-	-	341	-
ETHIOPIA	3,856	-	-	156	92	-
GABON	5,370	7	52	3	1	12
GAMBIA	387	-	-	-	16	-
GHANA	988	4	35	-	6	-
GUINEA	478	231	-	-	-	-
GUINEA-BISSAU	33	-	-	-	-	-
IVORY COAST	1,417	2	3	8	7	16
KENYA	20,929	28	218	23	419	19
LESOTHO	33	-	-	-	-	-
LIBERIA	2,559	-	-	-	-	-
MADAGASCAR	807	2	-	*	-	-
MALAWI	11	-	-	-	-	-
MALI	36	1	1	-	1	-
MAURITANIA	703	2	-	-	-	85
MAURITIUS	417	171	-	4	225	7
MOZAMBIQUE	1,215	59	*	-	-	-
NAMIBIA	1,292	103	240	16	38	6
NIGER	3,898	-	27	2	1	1
NIGERIA	113,891	1,807	1,001	14	25	3,318
REUNION (FR)	109	-	-	-	-	-
RWANDA	10	-	-	-	-	-
SENEGAL	530	343	-	27	-	-
SEYCHELLES	42	-	-	-	-	-
SIERRA LEONE	78	4	-	-	-	-
SOMALIA	2,163	-	-	-	-	-
SOUTH AFRICA	26,937	-	-	132	1,209	1,863
ST HELENA (UK)	1	-	-	-	-	-
SUDAN	15,818	41	-	-	-	-
SWAZILAND	121	4	-	-	-	-
TANZANIA	3,728	3	1	2	2	3
TOGO	1,660	-	20	-	-	50
UGANDA	10,650	18	20	18	1	63
WESTERN SAHARA	21	-	-	-	-	-
ZAMBIA	3,072	39	21	16	1,093	1,595
ZIMBABWE	2,273	169	25	52	71	36
WESTERN HEMISPHERE	4,315,068	146,023	44,806	235,653	490,612	161,467
ANGUILLA	205	-	6	-	-	-
ANTIGUA & BARBUDA	79	1	1	-	1	1

TOTALS MAY NOT ADD DUE TO ROUNDING

* LESS THAN $500

AS OF 30 SEP 01

COMMERCIAL EXPORTS LICENSED UNDER ARMS EXPORT CONTROL ACT (CONTINUED)

(DOLLARS IN THOUSANDS)

FY 1997	FY 1998	FY 1999	FY 2000	FY 2001	FY 1950 FY 2001	
						AFRICA (CONTINUED)
-	-	-	-	-	156	CONGO (BRAZZAVILLE)
-	-	-	-	-	6,613	CONGO (KINSHASA)
-	-	-	-	-	4,199	DJIBOUTI
-	-	-	-	-	*	EQUATORIAL GUINEA
7	7	-	-	-	356	ERITREA
10	-	-	-	-	4,115	ETHIOPIA
9	-	-	-	280	5,733	GABON
-	-	-	-	-	403	GAMBIA
3,284	1	-	-	-	4,318	GHANA
-	-	-	-	-	709	GUINEA
-	-	-	-	-	33	GUINEA-BISSAU
13	-	-	-	-	1,465	IVORY COAST
128	68	5	300	20	22,158	KENYA
-	-	-	-	-	33	LESOTHO
-	-	-	-	-	2,559	LIBERIA
-	-	-	-	-	809	MADAGASCAR
-	*	-	-	-	11	MALAWI
-	-	-	-	-	38	MALI
-	-	-	-	-	790	MAURITANIA
2	-	-	4	-	831	MAURITIUS
-	-	-	-	-	1,274	MOZAMBIQUE
194	22	-	28	-	1,938	NAMIBIA
1	1	-	-	-	3,930	NIGER
*	-	-	2	58	120,117	NIGERIA
-	-	-	-	-	109	REUNION (FR)
-	-	-	-	-	10	RWANDA
14	4	-	-	-	918	SENEGAL
-	-	-	-	-	42	SEYCHELLES
-	-	-	-	-	82	SIERRA LEONE
-	-	-	-	-	2,163	SOMALIA
1,161	915	176	240	740	33,372	SOUTH AFRICA
-	-	-	-	-	1	ST HELENA (UK)
-	-	-	-	-	15,859	SUDAN
-	-	-	-	-	126	SWAZILAND
69	58	48	-	-	3,915	TANZANIA
-	-	-	-	-	1,729	TOGO
-	-	-	-	-	10,771	UGANDA
-	-	-	-	-	21	WESTERN SAHARA
3	*	-	-	696	6,535	ZAMBIA
45	72	2	121	-	2,865	ZIMBABWE
56,334	71,411	58,980	43,921	293,357	5,917,633	WESTERN HEMISPHERE
-	-	-	-	2	213	ANGUILLA
-	8	177	1	-	269	ANTIGUA & BARBUDA

TOTALS MAY NOT ADD DUE TO ROUNDING

* LESS THAN $500

AS OF 30 SEP 01

COMMERCIAL EXPORTS LICENSED UNDER ARMS EXPORT CONTROL ACT (CONTINUED)

(DOLLARS IN THOUSANDS)

	FY 1950 FY 1991	FY 1992	FY 1993	FY 1994	FY 1995	FY 1996
WESTERN HEMISPHERE (CONTINUED)						
ARGENTINA	179,877	3,123	1,353	19,219	1,888	2,169
ARUBA	-	-	7	5	5	11
BAHAMAS	4,722	173	202	17	-	25
BARBADOS	949	137	20	33	67	39
BELIZE	788	40	17	29	41	38
BERMUDA	2,741	63	13	83	22	10
BOLIVIA	10,267	350	86	113	8,535	1,098
BR VIRGIN ISLAND(UK)	364	*	-	3	-	1
BRAZIL	366,633	10,028	6,974	124,123	5,730	3,629
CANADA	1,822,628	1,526	3,158	15,719	884	211
CAYMAN ISLANDS (UK)	1,817	95	15	8	17	-
CHILE	15,231	1,901	3,405	1,404	2,446	1,365
COLOMBIA	104,946	2,164	10,808	2,341	8,943	6,623
COSTA RICA	12,692	213	301	379	610	332
DOMINICA	1,118	3	1	1	*	-
DOMINICAN REPUBLIC	10,022	113	637	1,952	95	72
ECUADOR	67,829	2,897	1,653	529	3,503	2,072
EL SALVADOR	12,465	297	109	1,944	641	2,498
FALKLAND ISLANDS(UK)	414	-	-	-	-	-
FRENCH GUIANA (FR)	725,257	100,855	355	6,424	2,295	110,983
GREENLAND (DEN)	43	-	-	-	27	-
GRENADA	77	-	12	*	-	-
GUADELOUPE (FR)	32	-	-	-	-	-
GUATEMALA	16,328	132	21	1,496	445,182	40
GUYANA	16,903	7	5	85	44	14
HAITI	2,759	*	-	-	489	87
HONDURAS	17,355	594	152	344	437	172
JAMAICA	4,584	362	215	455	124	65
MARTINIQUE (FR)	34	-	-	4	-	-
MEXICO	232,460	12,893	11,459	54,479	1,990	13,505
MONTSERRAT (UK)	12	5	-	-	-	3
NETH ANTILLES (NE)	2,820	42	64	48	*	18
NICARAGUA	4,309	206	43	1,255	-	11
PANAMA	55,081	214	410	354	455	37
PARAGUAY	29,591	131	172	55	233	11,367
PERU	139,419	947	594	203	2,643	1,345
ST KITTS AND NEVIS	3	-	12	1	1	5
ST LUCIA	43	7	-	5	8	4
ST PIERRE + MIQUELON	2	-	-	-	-	-
ST VINCENT + GREN.	13	-	-	-	105	1
SURINAME	442	21	1	1	61	94
TRINIDAD + TOBAGO	4,455	117	49	117	1,574	42
TURKS & CAICOS (UK)	62	*	-	3	*	-
URUGUAY	7,144	2,128	808	517	218	168

TOTALS MAY NOT ADD DUE TO ROUNDING

* LESS THAN $500

AS OF 30 SEP 01

COMMERCIAL EXPORTS LICENSED UNDER ARMS EXPORT CONTROL ACT (CONTINUED)

(DOLLARS IN THOUSANDS)

FY 1997	FY 1998	FY 1999	FY 2000	FY 2001	FY 1950 FY 2001	WESTERN HEMISPHERE (CONTINUED)
2,743	1,312	485	1,064	257,185	470,419	ARGENTINA
-	15	-	-	-	43	ARUBA
2	1	1,658	41	-	6,841	BAHAMAS
23	15	9	-	2	1,295	BARBADOS
27	208	-	25	-	1,213	BELIZE
7	-	-	-	-	2,940	BERMUDA
130	684	-	14	414	21,691	BOLIVIA
4	-	-	288	-	660	BR VIRGIN ISLAND(UK)
8,726	6,530	1,831	2,034	3,247	539,485	BRAZIL
1,201	1,551	1,758	25,016	17,489	1,891,140	CANADA
3	7	-	5	-	1,967	CAYMAN ISLANDS (UK)
1,513	3,333	2,096	2,405	1,472	36,570	CHILE
11,809	42,699	996	1,155	1,874	194,357	COLOMBIA
226	326	179	985	143	16,386	COSTA RICA
-	-	-	-	1	1,124	DOMINICA
104	206	68	348	102	13,720	DOMINICAN REPUBLIC
1,864	2,964	705	41	72	84,130	ECUADOR
666	132	161	102	37	19,051	EL SALVADOR
-	-	-	-	-	414	FALKLAND ISLANDS(UK)
15,418	1,550	161	1,109	-	964,407	FRENCH GUIANA (FR)
14	-	2	-	-	86	GREENLAND (DEN)
10	*	-	40	-	139	GRENADA
-	-	-	-	-	32	GUADELOUPE (FR)
313	300	26	399	437	464,673	GUATEMALA
26	49	3	101	81	17,319	GUYANA
55	12	-	31	-	3,434	HAITI
30	278	6	13	2	19,383	HONDURAS
81	47	74	191	91	6,289	JAMAICA
-	-	-	-	-	38	MARTINIQUE (FR)
3,737	5,193	5,521	7,649	9,755	358,641	MEXICO
-	-	-	-	-	20	MONTSERRAT (UK)
40	114	-	17	1	3,164	NETH ANTILLES (NE)
78	1	-	-	-	5,903	NICARAGUA
2,208	265	39	54	-	59,118	PANAMA
28	111	93	-	-	41,781	PARAGUAY
128	39	35	120	55	145,528	PERU
3	3	1	-	1	30	ST KITTS AND NEVIS
13	6	-	116	-	202	ST LUCIA
-	-	-	-	-	2	ST PIERRE + MIQUELON
2	*	-	-	11	132	ST VINCENT + GREN.
6	2	11	14	-	653	SURINAME
102	115	213	4	133	6,920	TRINIDAD + TOBAGO
-	1	-	1	4	72	TURKS & CAICOS (UK)
146	152	706	156	197	12,341	URUGUAY

TOTALS MAY NOT ADD DUE TO ROUNDING

* LESS THAN $500

AS OF 30 SEP 01

COMMERCIAL EXPORTS LICENSED UNDER ARMS EXPORT CONTROL ACT (CONTINUED)

(DOLLARS IN THOUSANDS)

	FY 1950 FY 1991	FY 1992	FY 1993	FY 1994	FY 1995	FY 1996
WESTERN HEMISPHERE (CONTINUED)						
VENEZUELA	440,054	4,239	1,665	1,903	1,296	3,311
NON REGIONAL	2,144,840	886,577	2,217,149	1,294,090	875,290	274,256
CLASSIFIED TOTALS A/	2,144,840	886,577	2,217,149	1,294,090	875,290	274,256
INTERNATL. ORG. AND VARIOUS	905,090	8,272	3,010	42,967	78,890	3,523

NOTE: THIS TABLE SHOWS THE TOTAL DOLLAR VALUE OF EXPORTS MADE AGAINST LICENSES GRANTED BY THE DEPARTMENT OF STATE FOR THE EXPORT OF DEFENSE ARTICLES TO FOREIGN GOVERNMENTS BY U.S. COMMERCIAL ENTITIES. THESE DATA ARE COMPILED BY THE OFFICE OF DEFENSE TRADE CONTROLS, DEPARTMENT OF STATE, FROM INFORMATION PROVIDED BY THE U.S. CUSTOMS SERVICE.

A/ FOR FURTHER INFORMATION, SEE THE CLASSIFIED ANNEX TO THE CONGRESSIONAL PRESENTATION DOCUMENT FOR FOREIGN OPERATIONS.

TOTALS MAY NOT ADD DUE TO ROUNDING

* LESS THAN $500

AS OF 30 SEP 01

COMMERCIAL EXPORTS LICENSED UNDER ARMS EXPORT CONTROL ACT (CONTINUED)

(DOLLARS IN THOUSANDS)

FY 1997	FY 1998	FY 1999	FY 2000	FY 2001	FY 1950 FY 2001	
						WESTERN HEMISPHERE (CONTINUED)
4,852	3,181	41,966	382	549	503,398	VENEZUELA
635,013	392,742	195,703	120,981	217,256	9,253,897	NON REGIONAL
635,013	392,742	195,703	120,981	217,256	9,253,897	CLASSIFIED TOTALS A/
2,193	1,723	616	943	5,372	1,052,598	INTERNATL. ORG. AND VARIOUS

TOTALS MAY NOT ADD DUE TO ROUNDING

* LESS THAN $500

AS OF 30 SEP 01

MAP MERGER FUNDS

(DOLLARS IN THOUSANDS)

	FY 1950 FY 1991	FY 1992	FY 1993	FY 1994	FY 1995	FY 1996
WORLDWIDE	4,572,013	-	-	-	-	-
EAST ASIA AND PACIFIC	594,901	-	-	-	-	-
FIJI	287	-	-	-	-	-
INDONESIA	11,000	-	-	-	-	-
REP OF PHILIPPINES	462,387	-	-	-	-	-
THAILAND	121,227	-	-	-	-	-
NEAR EAST AND SOUTH ASIA	423,991	-	-	-	-	-
JORDAN	66,337	-	-	-	-	-
MOROCCO	198,123	-	-	-	-	-
NEPAL	500	-	-	-	-	-
TUNISIA	143,996	-	-	-	-	-
YEMEN	15,035	-	-	-	-	-
EUROPE	1,688,354	-	-	-	-	-
FINLAND	300	-	-	-	-	-
GREECE	60,000	-	-	-	-	-
PORTUGAL	372,990 B/	-	-	-	-	-
TURKEY	1,255,064	-	-	-	-	-
AFRICA	546,594	-	-	-	-	-
BOTSWANA	11,997	-	-	-	-	-
CAMEROON	473	-	-	-	-	-
CAPE VERDE	35	-	-	-	-	-
CENTRAL AFRICAN REP	578	-	-	-	-	-
CHAD	29,119 A/	-	-	-	-	-
CONGO (KINSHASA) B/	37,096	-	-	-	-	-
DJIBOUTI	10,639	-	-	-	-	-
EQUATORIAL GUINEA	1,480	-	-	-	-	-
GAMBIA	654	-	-	-	-	-
GHANA	425	-	-	-	-	-
GUINEA	8,064	-	-	-	-	-
GUINEA-BISSAU	824	-	-	-	-	-
IVORY COAST	1,000	-	-	-	-	-
KENYA	97,589	-	-	-	-	-
LIBERIA B/	39,147	-	-	-	-	-
MADAGASCAR	4,034	-	-	-	-	-
MALAWI	4,633	-	-	-	-	-
MALI	700	-	-	-	-	-
MAURITANIA	1,596	-	-	-	-	-
NIGER	17,143	-	-	-	-	-
RWANDA	750	-	-	-	-	-
SAO TOME & PRINCIPE	315	-	-	-	-	-
SENEGAL	13,558	-	-	-	-	-
SEYCHELLES	225	-	-	-	-	-

TOTALS MAY NOT ADD DUE TO ROUNDING

* LESS THAN $500

AS OF 30 SEP 01

MAP MERGER FUNDS

(DOLLARS IN THOUSANDS)

FY 1997	FY 1998	FY 1999	FY 2000	FY 2001	FY 1950 FY 2001	
-	-	-	-	-	4,572,013 C/D/	WORLDWIDE
-	-	-	-	-	594,901	EAST ASIA AND PACIFIC
-	-	-	-	-	287	FIJI
-	-	-	-	-	11,000	INDONESIA
-	-	-	-	-	462,387	REP OF PHILIPPINES
-	-	-	-	-	121,227	THAILAND
-	-	-	-	-	423,991	NEAR EAST AND SOUTH ASIA
-	-	-	-	-	66,337	JORDAN
-	-	-	-	-	198,123	MOROCCO
-	-	-	-	-	500	NEPAL
-	-	-	-	-	143,996	TUNISIA
-	-	-	-	-	15,035	YEMEN
-	-	-	-	-	1,688,354	EUROPE
-	-	-	-	-	300	FINLAND
-	-	-	-	-	60,000	GREECE
-	-	-	-	-	372,990	PORTUGAL
-	-	-	-	-	1,255,064	TURKEY
-	-	-	-	-	546,594	AFRICA
-	-	-	-	-	11,997	BOTSWANA
-	-	-	-	-	473	CAMEROON
-	-	-	-	-	35	CAPE VERDE
-	-	-	-	-	578	CENTRAL AFRICAN REP
-	-	-	-	-	29,119	CHAD
-	-	-	-	-	37,096	CONGO (KINSHASA) B/
-	-	-	-	-	10,639	DJIBOUTI
-	-	-	-	-	1,480	EQUATORIAL GUINEA
-	-	-	-	-	654	GAMBIA
-	-	-	-	-	425	GHANA
-	-	-	-	-	8,064	GUINEA
-	-	-	-	-	824	GUINEA-BISSAU
-	-	-	-	-	1,000	IVORY COAST
-	-	-	-	-	97,589	KENYA
-	-	-	-	-	39,147	LIBERIA B/
-	-	-	-	-	4,034	MADAGASCAR
-	-	-	-	-	4,633	MALAWI
-	-	-	-	-	700	MALI
-	-	-	-	-	1,596	MAURITANIA
-	-	-	-	-	17,143	NIGER
-	-	-	-	-	750	RWANDA
-	-	-	-	-	315	SAO TOME & PRINCIPE
-	-	-	-	-	13,558	SENEGAL
-	-	-	-	-	225	SEYCHELLES

TOTALS MAY NOT ADD DUE TO ROUNDING

* LESS THAN $500

AS OF 30 SEP 01

MAP MERGER FUNDS

(DOLLARS IN THOUSANDS)

	FY 1950 FY 1991	FY 1992	FY 1993	FY 1994	FY 1995	FY 1996
AFRICA (CONTINUED)						
SIERRA LEONE	2,181	-	-	-	-	-
SOMALIA B/	118,489	-	-	-	-	-
SUDAN B/	143,276	-	-	-	-	-
TANZANIA	50	-	-	-	-	-
TOGO	500	-	-	-	-	-
UGANDA	25	-	-	-	-	-
	1,318,172	-	-	-	-	-
WESTERN HEMISPHERE						
ANTIGUA & BARBUDA	4,396	-	-	-	-	-
BARBADOS	2,202	-	-	-	-	-
BELIZE	2,729	-	-	-	-	-
BOLIVIA	10,435	-	-	-	-	-
COLOMBIA	18,841	-	-	-	-	-
COSTA RICA	28,153	-	-	-	-	-
DOMINICA	3,423	-	-	-	-	-
DOMINICAN REPUBLIC	16,019	-	-	-	-	-
ECUADOR	10,000	-	-	-	-	-
EL SALVADOR	733,502	-	-	-	-	-
GRENADA	7,762	-	-	-	-	-
GUATEMALA	27,897	-	-	-	-	-
HAITI	2,933	-	-	-	-	-
HONDURAS	380,935	-	-	-	-	-
JAMAICA	28,745	-	-	-	-	-
PANAMA	24,728	-	-	-	-	-
PERU	2,500	-	-	-	-	-
ST KITTS AND NEVIS	4,145	-	-	-	-	-
ST LUCIA	2,769	-	-	-	-	-
ST VINCENT + GREN.	4,959	-	-	-	-	-
TRINIDAD + TOBAGO	100	-	-	-	-	-
URUGUAY	1,000	-	-	-	-	-

NOTE: IN THE FY 1982 EDITION OF THIS BOOKLET, MAP MERGER FUNDS WERE INCLUDED IN THE MILITARY ASSISTANCE PROGRAM TOTALS. HENCEFORTH, MAP MERGER FUNDS WILL BE DISPLAYED SEPARATELY.

A/ MAP MERGER FUNDS FOR PORTUGAL OF $6.5 MILLION IN FY 1982, $25.0 MILLION IN FY 1983, $10.0 MILLION IN FY 1984, AND FOR CHAD $110 THOUSAND IN FY 1984, ARE INCLUDED IN THE MILITARY ASSISTANCE PROGRAM.

B/ P.L. 102-298, DATED JUNE 4, 1992, RESCINDED A TOTAL OF $12.51 MILLION IN MAP MERGER FUNDS FOR THE FOLLOWING COUNTRIES: LIBERIA $951,898.09; SOMALIA $6,238,744.86; SUDAN $4,746,735.60; CONGA(KINSHASA), FORMERLY ZAIRE $572,621.45.

C/ P.L. 102-391, DATED OCTOBER 6, 1992, RESCINDED $25.586 MILLION IN FOREIGN MILITARY FINANCING GRANTS AND MAP MERGER FUNDS OF $20.164 MILLION, FOR A TOTAL OF $45.75 MILLION. SEE SECDEF/USDP/DSAA MESSAGE, DTG 070726Z JAN 93, FOR DETAILS CONCERNING MAP MERGER RESCISSIONS.

TOTALS MAY NOT ADD DUE TO ROUNDING * LESS THAN $500

AS OF 30 SEP 01

MAP MERGER FUNDS

(DOLLARS IN THOUSANDS)

FY 1997	FY 1998	FY 1999	FY 2000	FY 2001	FY 1950 FY 2001	
						AFRICA (CONTINUED)
-	-	-	-	-	2,181	SIERRA LEONE
-	-	-	-	-	118,489	SOMALIA B/
-	-	-	-	-	143,276	SUDAN B/
-	-	-	-	-	50	TANZANIA
-	-	-	-	-	500	TOGO
-	-	-	-	-	25	UGANDA
-	-	-	-	-	1,318,172	WESTERN HEMISPHERE
-	-	-	-	-	4,396	ANTIGUA & BARBUDA
-	-	-	-	-	2,202	BARBADOS
-	-	-	-	-	2,729	BELIZE
-	-	-	-	-	10,435	BOLIVIA
-	-	-	-	-	18,841	COLOMBIA
-	-	-	-	-	28,153	COSTA RICA
-	-	-	-	-	3,423	DOMINICA
-	-	-	-	-	16,019	DOMINICAN REPUBLIC
-	-	-	-	-	10,000	ECUADOR
-	-	-	-	-	733,502	EL SALVADOR
-	-	-	-	-	7,762	GRENADA
-	-	-	-	-	27,897	GUATEMALA
-	-	-	-	-	2,933	HAITI
-	-	-	-	-	380,935	HONDURAS
-	-	-	-	-	28,745	JAMAICA
-	-	-	-	-	24,728	PANAMA
-	-	-	-	-	2,500	PERU
-	-	-	-	-	4,145	ST KITTS AND NEVIS
-	-	-	-	-	2,769	ST LUCIA
-	-	-	-	-	4,959	ST VINCENT + GREN.
-	-	-	-	-	100	TRINIDAD + TOBAGO
-	-	-	-	-	1,000	URUGUAY

TOTALS MAY NOT ADD DUE TO ROUNDING

* LESS THAN $500

AS OF 30 SEP 01

MAP MERGER FUNDS

D/ IN FY 1994, P.L. 103-211 RESCINDED $91,721 THOUSAND OF FOREIGN MILITARY FINANCING AND MAP MERGER FUNDS INVOLVING 29 COUNTRIES AND INTERNATIONAL ORGANIZATIONS AS FOLLOWS: FOREIGN MILITARY FINANCING FUNDS OF $90,282 THOUSAND AND MAP MERGER FUNDS OF $439 THOUSAND. SECDEF MESSAGE DTG 261745Z APRIL 1994, SUBJECT: FY 1994 FOREIGN MILITARY FINANCING (FMF) RESCISSION, PROVIDES DETAILS REGARDING COUNTRIES AND FISCAL YEARS AFFECTED BY THIS RESCISSION.

MILITARY ASSISTANCE PROGRAM

INCLUDES MASF, EMERGENCY DRAWDOWNS, AND OTHER GRANT ASSISTANCE

(Dollars in Millions)

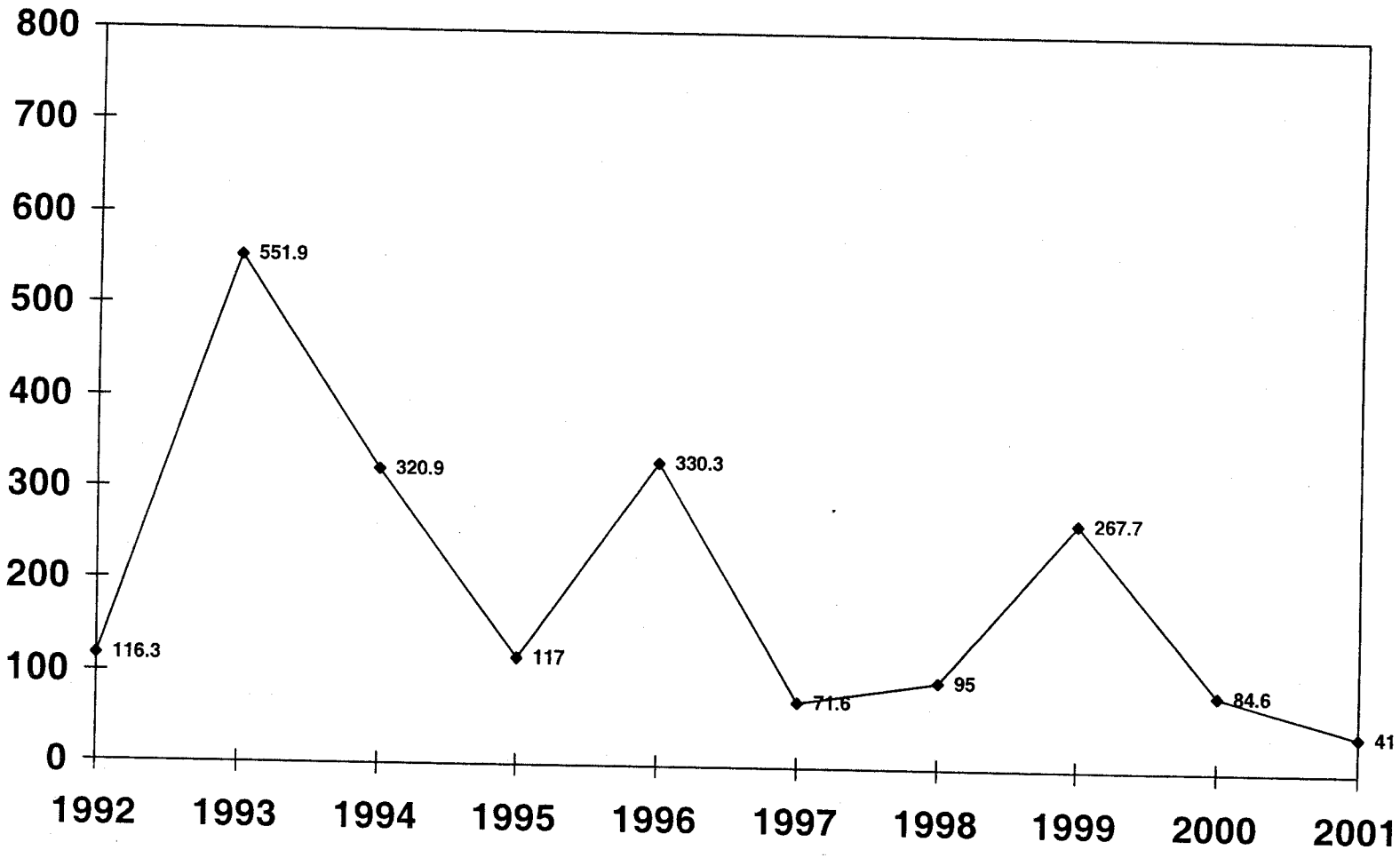

MILITARY ASSISTANCE PROGRAM
INCLUDES MASF, EMERGENCY DRAWDOWNS, AND OTHER GRANT ASSISTANCE; EXCLUDES TRAINING

(DOLLARS IN THOUSANDS)

	FY 1950 FY 1991	FY 1992	FY 1993	FY 1994	FY 1995	FY 1996
WORLDWIDE	54,936,384	116,269	551,910	320,900	117,000	330,340
EAST ASIA AND PACIFIC	29,020,758	3,861	11,800	-	-	3,151
CAMBODIA	1,177,163	-	-	-	-	151 C/
INDOCHINA	708,977	-	-	-	-	-
INDONESIA	192,322	-	-	-	-	-
JAPAN	810,276	-	-	-	-	-
KOREA (SEOUL) A/	5,471,719	-	-	-	-	-
LAOS A/	1,460,076	-	11,800 C/	-	-	-
MYANMAR	72,134	-	-	-	-	-
REP OF PHILIPPINES A/	630,574	3,861	-	-	-	-
TAIWAN	2,554,637	-	-	-	-	-
THAILAND A/	1,169,030	-	-	-	-	3,000 C/
VIETNAM A/	14,773,851	-	-	-	-	-
NEAR EAST AND SOUTH ASIA	2,301,869	52,000	491,000	179,400	80,000	122,000
AFGHANISTAN	2	-	-	-	-	-
BANGLADESH	20,000	-	-	-	-	-
EGYPT	-	-	-	13,500 C/	-	-
INDIA	90,256	-	-	-	-	-
IRAN	766,733	-	-	-	-	-
IRAQ	45,208	-	-	-	-	-
ISRAEL	114,672	47,000 C/	491,000 C/	165,900 C/	80,000 C/	22,000 C/
JORDAN	489,891	-	-	-	-	100,000 C/
LEBANON	13,585	-	-	-	-	-
LIBYA	12,624	-	-	-	-	-
MOROCCO	29,600	-	-	-	-	-
NEPAL	1,678	-	-	-	-	-
PAKISTAN	650,281	5,000 C/	-	-	-	-
SAUDI ARABIA	23,868	-	-	-	-	-
SRI LANKA	3,167	-	-	-	-	-
TUNISIA	40,304	-	-	-	-	-
EUROPE	18,867,673	-	7,000	-	32,000	100,000
AUSTRIA	96,310	-	-	-	-	-
BELGIUM	1,203,784	-	-	-	-	-
BOSNIA-HERZEGOVINA	-	-	-	-	-	100,000 C/
DENMARK	587,274	-	-	-	-	-
FRANCE	4,045,066	-	-	-	-	-
GERMANY	884,774	-	-	-	-	-
GREECE	1,673,183	-	-	-	-	-
HUNGARY	-	-	7,000	-	-	-
ITALY	2,243,742	-	-	-	-	-
LUXEMBOURG	7,753	-	-	-	-	-
NETHERLANDS	1,178,056	-	-	-	-	-

TOTALS MAY NOT ADD DUE TO ROUNDING

* LESS THAN $500

AS OF 30 SEP 01

MILITARY ASSISTANCE PROGRAM
INCLUDES MASF, EMERGENCY DRAWDOWNS, AND OTHER GRANT ASSISTANCE; EXCLUDES TRAINING

(DOLLARS IN THOUSANDS)

FY 1997	FY 1998	FY 1999	FY 2000	FY 2001	FY 1950 FY 2001	
71,627	95,000	267,700	84,600	41,000	56,932,730	WORLDWIDE
-	-	55,000	-	-	29,094,571	EAST ASIA AND PACIFIC
-	-	-	-	-	1,177,314	CAMBODIA
-	-	-	-	-	708,977	INDOCHINA
-	-	55,000 O/	-	-	247,322	INDONESIA
-	-	-	-	-	810,276	JAPAN
-	-	-	-	-	5,471,719	KOREA (SEOUL) A/
-	-	-	-	-	1,471,876	LAOS A/
-	-	-	-	-	72,134	MYANMAR
-	-	-	-	-	634,435	REP OF PHILIPPINES A/
-	-	-	-	-	2,554,637	TAIWAN
-	-	-	-	-	1,169,030	THAILAND A/
-	-	-	-	-	14,776,851	VIETNAM A/
14,000	25,000	30,000	9,000	5,000	3,309,269	NEAR EAST AND SOUTH ASIA
-	-	-	-	-	2	AFGHANISTAN
-	-	-	-	-	20,000	BANGLADESH
-	-	-	-	-	13,500	EGYPT
-	-	-	-	-	90,256	INDIA
14,000 I/	-	-	-	-	766,733	IRAN
-	-	-	5,000 S/	-	64,208	IRAQ
-	25,000 C/	25,000 M/	-	-	920,572	ISRAEL
-	-	-	-	-	639,891	JORDAN
-	-	-	-	-	13,585	LEBANON
-	-	-	-	-	12,624	LIBYA
-	-	-	-	-	29,600	MOROCCO
-	-	-	-	-	1,678	NEPAL
-	-	-	-	-	655,281	PAKISTAN
-	-	-	-	-	23,868	SAUDI ARABIA
-	-	-	-	-	3,167	SRI LANKA
-	-	5,000 M/	4,000 M/	5,000 T/	54,304	TUNISIA
-	-	35,000	-	-	19,041,673	EUROPE
-	-	-	-	-	96,310	AUSTRIA
-	-	-	-	-	1,203,784	BELGIUM
-	-	-	-	-	100,000	BOSNIA-HERZEGOVINA
-	-	-	-	-	587,274	DENMARK
-	-	-	-	-	4,045,066	FRANCE
-	-	-	-	-	884,774	GERMANY
-	-	-	-	-	1,673,183	GREECE
-	-	-	-	-	7,000	HUNGARY
-	-	-	-	-	2,243,742	ITALY
-	-	-	-	-	7,753	LUXEMBOURG
-	-	-	-	-	1,178,056	NETHERLANDS

TOTALS MAY NOT ADD DUE TO ROUNDING

* LESS THAN $500

AS OF 30 SEP 01

MILITARY ASSISTANCE PROGRAM (CONTINUED)
INCLUDES MASF, EMERGENCY DRAWDOWNS, AND OTHER GRANT ASSISTANCE; EXCLUDES TRAINING

(DOLLARS IN THOUSANDS)

	FY 1950 FY 1991	FY 1992	FY 1993	FY 1994	FY 1995	FY 1996
EUROPE (CONTINUED)						
NORWAY	862,177	-	-	-	-	-
PORTUGAL	523,068 B/	-	-	-	-	-
SPAIN	689,894	-	-	-	-	-
TURKEY	3,170,169 D/	-	-	-	-	-
UNITED KINGDOM	1,012,855	-	-	-	32,000 C/	-
YUGOSLAVIA	689,570	-	-	-	-	-
AFRICA	272,533	10,000	25,000	75,000	-	27,133
BENIN	55	-	-	-	-	-
BOTSWANA	-	-	-	-	-	-
BURKINA FASO	57	-	-	-	-	-
CAMEROON	239	-	-	-	-	-
CHAD	52,518 B/C/	-	-	-	-	-
CONGO (KINSHASA)	23,308	-	-	-	-	10,000 C/
ERITREA	-	-	-	-	-	-
ETHIOPIA	182,958	-	-	-	-	-
GUINEA	810	-	-	-	-	-
IVORY COAST	54	-	-	-	-	15,000 C/
LIBERIA	6,249	-	-	-	-	-
MALI	1,865	-	-	-	-	-
NIGER	52	-	-	-	-	-
RWANDA	-	-	-	75,000 C/	-	-
SENEGAL	2,646	10,000 C/	-	-	-	-
SIERRA LEONE	-	-	-	-	-	-
SOMALIA	-	-	25,000 C/	-	-	-
SUDAN	1,721	-	-	-	-	-
UGANDA	-	-	-	-	-	2,133
WESTERN HEMISPHERE	869,898	50,408	17,110	66,500	5,000	77,715
ARGENTINA	34,020	5,400	9,602	-	-	-
BELIZE	405	-	-	-	-	-
BOLIVIA	39,483	2,100	3,300	-	-	-
BRAZIL	207,163	-	-	-	-	-
CHILE	80,468	3,463	-	-	-	-
COLOMBIA	164,601	7,000 C/	-	-	-	75,000 C/
COSTA RICA	930	-	-	-	-	-
CUBA	8,552	-	-	-	-	-
DOMINICAN REPUBLIC	21,549	-	-	15,000 C/	-	-
ECUADOR	34,471	3,610	2,000 C/	-	-	-
EL SALVADOR	74,238	-	-	-	-	-
GUATEMALA	16,247	-	-	-	-	-
HAITI	2,427	-	-	50,000 C/	5,000 C/	1,000 C/
HONDURAS	25,595 C/	-	8	-	-	-

TOTALS MAY NOT ADD DUE TO ROUNDING

* LESS THAN $500

AS OF 30 SEP 01

MILITARY ASSISTANCE PROGRAM (CONTINUED)
INCLUDES MASF, EMERGENCY DRAWDOWNS, AND OTHER GRANT ASSISTANCE; EXCLUDES TRAINING

(DOLLARS IN THOUSANDS)

FY 1997	FY 1998	FY 1999	FY 2000	FY 2001	FY 1950 FY 2001	
						EUROPE (CONTINUED)
-	-	-	-	-	862,177	NORWAY
-	-	-	-	-	523,068	PORTUGAL
-	-	-	-	-	689,894	SPAIN
-	-	-	-	-	3,170,169	TURKEY
-	-	-	-	-	1,044,855	UNITED KINGDOM
-	-	35,000 P/	-	-	724,570	YUGOSLAVIA
-	-	3,000	55,600	36,000	504,266	AFRICA
-	-	-	-	-	55	BENIN
-	-	-	37,600 R/	-	37,600	BOTSWANA
-	-	-	-	-	57	BURKINA FASO
-	-	-	-	-	239	CAMEROON
-	-	-	-	-	52,518	CHAD
-	-	-	-	-	23,308	CONGO (KINSHASA)
-	-	-	-	-	10,000	ERITREA
-	-	-	-	-	182,958	ETHIOPIA
-	-	-	-	-	810	GUINEA
-	-	-	-	-	54	IVORY COAST
-	-	-	-	-	21,249	LIBERIA
-	-	-	-	-	1,865	MALI
-	-	-	-	-	52	NIGER
-	-	-	-	-	75,000	RWANDA
-	-	-	-	-	12,646	SENEGAL
-	-	3,000 N/	18,000 Q/	36,000 Q/	57,000	SIERRA LEONE
-	-	-	-	-	25,000	SOMALIA
-	-	-	-	-	1,721	SUDAN
-	-	-	-	-	2,133	UGANDA
57,000	70,000	144,700	20,000	-	1,378,331	WESTERN HEMISPHERE
-	-	-	-	-	49,022	ARGENTINA
-	-	-	-	-	405	BELIZE
-	-	-	-	-	44,883	BOLIVIA
-	-	-	-	-	207,163	BRAZIL
-	-	-	-	-	83,931	CHILE
20,000 J/	70,000 K/	69,700 K/	-	-	406,301	COLOMBIA
-	-	-	-	-	930	COSTA RICA
-	-	-	-	-	8,552	CUBA
-	-	-	-	-	36,549	DOMINICAN REPUBLIC
-	-	-	-	-	40,081	ECUADOR
-	-	-	-	-	74,238	EL SALVADOR
-	-	-	-	-	16,247	GUATEMALA
-	-	-	-	-	58,427	HAITI
-	-	75,000 L/	-	-	100,603 C/	HONDURAS

TOTALS MAY NOT ADD DUE TO ROUNDING

* LESS THAN $500

AS OF 30 SEP 01

MILITARY ASSISTANCE PROGRAM (CONTINUED)
INCLUDES MASF, EMERGENCY DRAWDOWNS, AND OTHER GRANT ASSISTANCE; EXCLUDES TRAINING

(DOLLARS IN THOUSANDS)

	FY 1950 FY 1991	FY 1992	FY 1993	FY 1994	FY 1995	FY 1996
WESTERN HEMISPHERE (CONTINUED)						
JAMAICA	11,412	-	-	1,500 C/	-	-
MEXICO	11,198	26,000 C/	-	-	-	-
NICARAGUA	7,668	-	-	-	-	-
PANAMA	4,392	-	-	-	-	-
PARAGUAY	9,325	-	-	-	-	-
PERU	74,952	-	-	-	-	1,715
URUGUAY	40,770	2,835	2,200	-	-	-
VENEZUELA	33	-	-	-	-	-
INTERNATL. ORG. AND VARIOUS	1,601,449	-	-	-	-	-
GEN. AND REG. COSTS	2,002,204	-	-	-	-	341

TOTALS MAY NOT ADD DUE TO ROUNDING

* LESS THAN $500

AS OF 30 SEP 01

MILITARY ASSISTANCE PROGRAM (CONTINUED)
INCLUDES MASF, EMERGENCY DRAWDOWNS, AND OTHER GRANT ASSISTANCE; EXCLUDES TRAINING

(DOLLARS IN THOUSANDS)

FY 1997	FY 1998	FY 1999	FY 2000	FY 2001	FY 1950 FY 2001	
						WESTERN HEMISPHERE (CONTINUED)
-	-	-	-	-	12,912	JAMAICA
37,000 K/	-	-	-	-	74,198	MEXICO
-	-	-	-	-	7,668	NICARAGUA
-	-	-	-	-	4,392	PANAMA
-	-	-	-	-	9,325	PARAGUAY
-	-	-	-	-	76,667	PERU
-	-	-	-	-	45,804	URUGUAY
-	-	-	20,000 L/	-	20,033	VENEZUELA
-	-	-	-	-	1,601,449	INTERNATL. ORG. AND VARIOUS
627	-	-	-	-	2,003,171	GEN. AND REG. COSTS

TOTALS MAY NOT ADD DUE TO ROUNDING

* LESS THAN $500

AS OF 30 SEP 01

NOTE: INCLUDED IN THE DATA FOR FY 1991, 1992 AND 1993 ARE TRANSFERS OF EXCESS DEFENSE ARTICLES (EDA) UNDER SECTION 519 OF THE FOREIGN ASSISTANCE ACT OF 1961, AS AMENDED. THESE EDA TRANSFERS ARE INTENDED TO HELP MODERNIZE THE MILITARY CAPABILITIES OF COUNTRIES WHICH ARE RECIPIENTS OF FOREIGN MILITARY FINANCING (FMF).

A/ DURING THE PERIOD FY 66-75, GRANT AID FUNDING IN SUPPORT OF ACTIVITIES IN SOUTHEAST ASIA WAS A PART OF THE REGULAR DOD APPROPRIATION AND WAS IDENTIFIED FOR PROGRAMMING PURPOSES AS MILITARY ASSISTANCE SERVICE FUNDED (MASF) PROGRAMS. THE FUNDS WERE USED FOR PROVIDING MILITARY EQUIPMENT AND RELATED SERVICES AND TRAINING TO THOSE COUNTRIES ENGAGED IN THE HOSTILITIES IN SOUTHEAST ASIA, I.E., KOREA, LAOS, PHILIPPINES, THAILAND, AND VIETNAM. ALSO INCLUDED ARE TRANSFERS TO KOREA UNDER SECTION 3, P.L. 91-952, DATED JANUARY 5, 1971 AND SECTION 23 OF P.L. 95-384, DATED SEPTEMBER 26, 1978, AS WELL AS THE TRANSFER OF AMMUNITION TO THAILAND UNDER SECTION 24 OF P.L. 96-92, DATED OCTOBER 29, 1979.

B/ INCLUDES MAP MERGER FUNDS FOR PORTUGAL OF $6.5 MILLION IN FY 1982, $25.0 MILLION IN FY 1983, AND $10.0 MILLION IN FY 1984; FOR CHAD $110 THOUSAND IN FY 1984.

C/ EXCEPT FOR CHAD (1987) WHERE $25.0 MILLION WAS AUTHORIZED, AMOUNTS SHOWN FOR SECTION 506 AND OTHER DRAWDOWNS REFLECT THE AMOUNTS AUTHORIZED IN PRESIDENTIAL DETERMINATIONS, BEGINNING IN FY 1986, NOT THE VALUE OF PROGRAM DIRECTIVES ISSUED AGAINST PRESIDENTIAL DETERMINATIONS, AS REPORTED IN PREVIOUS FISCAL YEARS.

D/ INCLUDES SECTION 506 FUNDING OF $75.0 MILLION FOR KURDISH RELIEF.

E/ LA ANTI-NARCOTICS ASSISTANCE OF $53.3 MILLION ALLOCATED AS FOLLOWS: BELIZE $.5 MILLION; BOLIVIA $7.8 MILLION; COLOMBIA $20.0 MILLION; ECUADOR $3.0 MILLION; JAMAICA $5.0 MILLION; MEXICO $17.0 MILLION.

F/ REPRESENTS SECTION 506 DRAWDOWN PURSUANT TO PRESIDENTIAL DETERMINATION 94-50, DATED SEPTEMBER 19, 1994, FOR THE COUNTRIES PARTICIPATING IN THE MULTINATIONAL COALITION TO RESTORE DEMOCRACY TO HAITI. PARTICIPATING COUNTRIES INCLUDE ANTIGUA-BARBUDA, ARGENTINA, AUSTRALIA, BAHAMAS, BANGLADESH, BARBADOS, BELIZE, BENIN, BOLIVIA, DENMARK, DOMINICA, FRANCE, GRENADA, GUATEMALA, GUYANA, ISRAEL, JAMAICA, JORDAN, NEPAL, NETHERLANDS, NORWAY, THE PHILIPPINES, POLAND, ST. LUCIA, ST. KITTS, ST. VINCENT AND THE GRENADINES, TRINIDAD AND TOBAGO, AND THE UNITED KINGDOM.

G/ REPRESENTS SECTION 552(C)(2) DRAWDOWN PURSUANT TO PRESIDENTIAL DETERMINATION 93-43, DATED 30 SEPTEMBER 1993, FOR THE PROVISION OF COMMODITIES AND SERVICES TO SUPPORT PEACEKEEPING OPERATIONS RELATED TO THE REESTABLISHMENT OF POLICE FORCES IN SOMALIA.

H/ REPRESENTS SECTION 506 DRAWDOWNS PURSUANT TO PRESIDENTIAL DETERMINATIONS 95-29, 95-33, AND 95-34 TO SUPPORT UN RAPID REACTION FORCE (RRF) IN BOSNIA-HERCEGOVINA.

I/ REPRESENTS SECTION 506 AND SECTION 552, FOREIGN ASSISTANCE ACT, DRAWDOWNS PURSUANT TO PRESIDENTIAL DETERMINATION SIGNED DECEMBER 11, 1996, IN THE AMOUNT OF $4.0 MILLION FOR THE MULTINATIONAL TURCOMAN CEASEFIRE MONITORING FORCE AND PRESIDENTIAL DETERMINATION 97-14, SIGNED DECEMBER 27, 1996, IN THE AMOUNT OF $10.0 MILLION FOR REPATRIATION OF IRAQI KURDS TO THE UNITED STATES.

J/ REPRESENTS SECTION 506 DRAWDOWNS FOR LATIN AMERICA COUNTERNARCOTICS ASSISTANCE IN THE AMOUNT OF $20.0 MILLION PURSUANT TO PRESIDENTIAL DETERMINATION PD97-38, SIGNED SEPTEMBER 30,1997, AND $75.0 MILLION PURSUANT TO PD98-41, SIGNED SEPTEMBER 30, 1998.

K/ REPRESENTS SECTION 506 DRAWDOWNS FOR COUNTERNARCOTICS ASSISTANCE IN THE AMOUNT OF $37.0 MILLION PURSUANT TO PRESIDENTIAL DETERMINATION 97-9, SIGNED DECEMBER 2, 1996.

TOTALS MAY NOT ADD DUE TO ROUNDING * LESS THAN $500

L/ REPRESENTS SECTION 506 DRAWDOWNS FOR DISASTER RELIEF (HURRICANE MITCH) PURSUANT TO PRESIDENTIAL DETERMINATION 99-03, SIGNED NOVEMBER 6, 1998, IN THE AMOUNT OF $30.0 MILLION, AND 99-04, SIGNED NOVEMBER 14, 1998, IN THE AMOUNT OF $45.0 MILLION FOR HONDURAS, NICARAGUA, EL SALVADOR AND GUATEMALE; 2000-09, SIGNED DECEMBER 23, 1999, (FLOOD RELIEF) FOR VENEZUELA IN THE AMOUNT OF $20.0 MILLION

M/ REPRESENTS DRAWDOWNS AUTHORIZED BY THE 1999 FOREIGN OPERATIONS, EXPORT FINANCING AND RELATED PROGRAMS APPROPRIATIONS ACT FOR DEFENSE ARTICLES AND SERVICES PURSUANT TO PRESIDENTIAL DETERMINATIONS 99-18, SIGNED MARCH 25, 1999, FOR JORDAN ($25.0 MILLION); AND FOR TUNISIA 99-32, SIGNED JULY 1, 1999, $5.0 MILLION) AND 2000-33, SIGNED SEPTEMBER 29, 2000, ($4.0 MILLION).

N/ REPRESENTS SECTION 506 DRAWDOWNS FOR NONLETHAL EMERGENCY MILITARY ASSISTANCE TO STATES PARTICIPATING IN THE ECONOMIC COMMUNITY OF WEST AFRICAN STATES' MONITORING GROUP (ECOMOG) IN THE AMOUNT OF $3.0 MILLION PURSUANT TO PRESIDENTIAL DETERMINATION 99-34, SIGNED AUGUST 13, 1999. THE PARTICIPATING COUNTRIES ARE NIGERIA, GHANA, SIERRA LEONE AND GUINEA.

O/ REPRESENTS SECTION 506 DRAWDOWN TO SUPPORT MULTINATIONAL FORCES PARTICIPATING IN INTERNATIONAL OPERATIONS IN EAST TIMOR PURSUANT TO PRESIDENTIAL DETERMINATION 99-39, SIGNED SEPTEMBER 21, 1999. PARTICIPATING COUNTIES ARE PHILIPPINES, NEW ZEALAND, THAILAND AND KENYA.

P/ REPRESENTS DRAWDOWNS AUTHORIZED BY THE 1999 FOREIGN OPERATIONS, EXPORT FINANCING AND RELATED PROGRAMS APPROPRIAIONS ACT FOR DEFENSE ARTICLES AND SERVICES PURSUANT TO PRESIDENTIAL DETERMINATION 99-35, SIGNED AUGUST 17, 1999, FOR KOSOVO (FORMERLY YUGOSLAVIA) IN THE AMOUNT OF $5.0 MILLION; 99-20, SIGNED MARCH 31, 1999, TO SUPPORT INTERNATIONAL PEACEKEEPING RELIEF EFFORTS FOR KOSOVAR REFUGEES IN THE AMOUNT OF $25.0 MILLION; 99-40, SEPTEMBER 21, 1999 TO SUPPORT DEVELOPMENT OF THE KOSOVO PROTECTION CORPS IN THE AMOUNT OF $5.0 MILLION.

Q/ REPRESENTS SECTION 506 DRAWDOWN IN SUPPORT OF THE UNITED NATIONS MISSION IN SIERRA LEONE PURSUANT TO PRESIDENTIAL DETERMINATION 2000-27, SIGNED JULY 21, 2000 IN THE AMOUNT OF $18.0 MILLION, AND 2001-04, SIGNED DECEMBER 11, 2000 IN THE AMOUNT OF $36.0 MILLION

R/ REPRESENTS SECTION 506 DRAWDOWN TO PROVIDE INTERNATIONAL DISASTER ASSISTANCE TO SOUTHERN AFRICA INCLUDING MOZAMBIQUE, SOUTH AFRICA, ZIMBABWE AND BOTSWANA PURSUANT TO PRESIDENTIAL DETERMINATION 2000-17, SIGNED MARCH 2, 2000.

S/ REPRESENTS DRAWDOWN UNDER THE IRAQ LIBERATION ACT OF 1998 (P.L. 105-339) TO PROVIDE MILITARY ARTICLES, EDUCATION AND TRAINING PURSUANT TO PRESIDENTIAL DETERMINATION 2000-05, SIGNED 29 OCTOBER 1999, IN THE AMOUNT OF $5.0 MILLION.

T/ REPRESENTS DRAWDOWN UNDER THE FOREIGN OPERATIONS, EXPORT FINANCING AND RELATED PROGRAMS APPROPRIATIONS ACT OF 2001 (P.L. 106-429) TO PROVIDE MILITARY ARTICLES, EDUCATION AND TRAINING PURSUANT TO PRESIDENTIAL DETERMINATION 2001-24, SIGNED AUGUST 18, 2001 IN THE AMOUNT OF $5.0 MILLION.

PAGE INTENTIONALLY LEFT BLANK

MILITARY ASSISTANCE PROGRAM DEL/EXP

INCLUDES MASF, EMERGENCY DRAWDOWNS, AND OTHER GRANT ASSISTANCE

(Dollars in Millions)

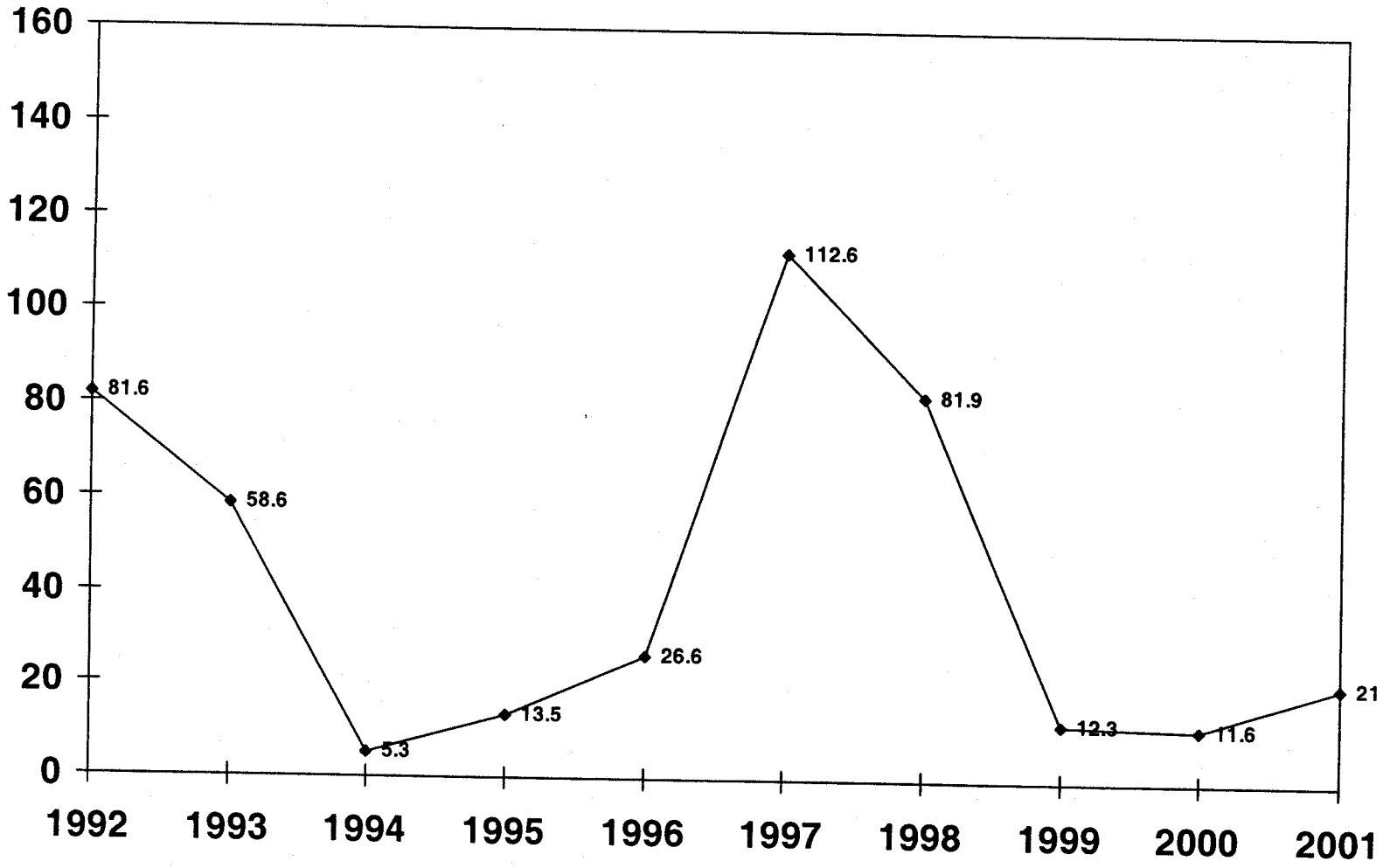

MILITARY ASSISTANCE PROGRAM DELIVERIES/EXPENDITURES
INCLUDES MASF, EMERGENCY DRAWDOWNS, AND OTHER GRANT ASSISTANCE; EXCLUDES TRAINING

(DOLLARS IN THOUSANDS)

	FY 1950 FY 1991	FY 1992	FY 1993	FY 1994	FY 1995	FY 1996
WORLDWIDE	54,985,418	81,570	58,578	5,269	13,479	26,592
EAST ASIA AND PACIFIC	29,002,598	7,752	1,895	-	-	10
CAMBODIA	1,177,163	-	-	-	-	-
INDOCHINA	708,977	-	-	-	-	-
INDONESIA	192,322	-	-	-	-	-
JAPAN	810,276	-	-	-	-	-
KOREA (SEOUL) A/	5,471,719	-	-	-	-	-
LAOS A/	1,460,076	-	-	-	-	10
MYANMAR	72,134	-	-	-	-	-
REP OF PHILIPPINES A/	612,416	7,752	1,895	-	-	-
TAIWAN	2,554,637	-	-	-	-	-
THAILAND A/	1,169,028	-	-	-	-	-
VIETNAM A/	14,773,851	-	-	-	-	-
NEAR EAST AND SOUTH ASIA	2,283,239	3,038	47,461	1,424	1,807	10,665
AFGHANISTAN	2	-	-	-	-	-
BANGLADESH	1,500	2,395	73	-	55	-
EGYPT	-	-	-	1,424	1,607	-
INDIA	90,256	-	-	-	-	-
IRAN	766,733	-	-	-	-	-
IRAQ	45,208	-	-	-	-	-
ISRAEL	114,662	642	44,717	-	5	-
JORDAN	489,771	-	120	-	-	10,665
LEBANON	13,585	-	-	-	-	-
LIBYA	12,624	-	-	-	-	-
MOROCCO	29,600	-	-	-	-	-
NEPAL	1,678	-	-	-	140	-
PAKISTAN	650,281	-	2,550	-	-	-
SAUDI ARABIA	23,868	-	-	-	-	-
SRI LANKA	3,167	-	-	-	-	-
TUNISIA	40,304	-	-	-	-	-
EUROPE	18,839,264	22,709	79	-	5,563	11,301
AUSTRIA	96,310	-	-	-	-	-
BELGIUM	1,203,784	-	-	-	-	-
BOSNIA-HERZEGOVINA	-	-	-	-	-	11,301
DENMARK	587,274	-	-	-	-	-
FRANCE	4,045,066	-	-	-	676	-
GERMANY	884,774	-	-	-	-	-
GREECE	1,673,181	-	1	-	-	-
ITALY	2,243,742	-	-	-	-	-
LUXEMBOURG	7,753	-	-	-	-	-
NETHERLANDS	1,178,056	-	-	-	-	-
NORWAY	862,177	-	-	-	-	-

TOTALS MAY NOT ADD DUE TO ROUNDING

* LESS THAN $500

AS OF 30 SEP 01

MILITARY ASSISTANCE PROGRAM DELIVERIES/EXPENDITURES
INCLUDES MASF, EMERGENCY DRAWDOWNS, AND OTHER GRANT ASSISTANCE; EXCLUDES TRAINING

(DOLLARS IN THOUSANDS)

FY 1997	FY 1998	FY 1999	FY 2000	FY 2001	FY 1950 FY 2001	
112,607	81,921	12,311	11,625	20,994	55,410,365	WORLDWIDE
-	-	-	-	-	29,012,256	EAST ASIA AND PACIFIC
-	-	-	-	-	1,177,163	CAMBODIA
-	-	-	-	-	708,977	INDOCHINA
-	-	-	-	-	192,322	INDONESIA
-	-	-	-	-	810,276	JAPAN
-	-	-	-	-	5,471,719	KOREA (SEOUL) A/
-	-	-	-	-	1,460,086	LAOS A/
-	-	-	-	-	72,134	MYANMAR
-	-	-	-	-	622,064	REP OF PHILIPPINES A/
-	-	-	-	-	2,554,637	TAIWAN
-	-	-	-	-	1,169,028	THAILAND A/
-	-	-	-	-	14,773,851	VIETNAM A/
18,681	50,201	7,523	9,596	14,482	2,448,117	NEAR EAST AND SOUTH ASIA
-	-	-	-	-	2	AFGHANISTAN
-	-	-	-	-	4,024	BANGLADESH
-	-	-	-	-	3,030	EGYPT
-	-	-	-	-	90,256	INDIA
-	-	-	-	-	766,733	IRAN
2,343	-	-	-	-	47,551	IRAQ
-	-	-	-	-	160,026	ISRAEL
16,338	50,201	7,452	8,195	11,509	594,251	JORDAN
-	-	-	-	-	13,585	LEBANON
-	-	-	-	-	12,624	LIBYA
-	-	-	-	-	29,600	MOROCCO
-	-	-	-	-	1,818	NEPAL
-	-	-	-	-	652,831	PAKISTAN
-	-	-	-	-	23,868	SAUDI ARABIA
-	-	-	-	-	3,167	SRI LANKA
-	-	71	1,400	2,973	44,748	TUNISIA
64,388	2,678	55	-	-	18,946,037	EUROPE
-	-	-	-	-	96,310	AUSTRIA
-	-	-	-	-	1,203,784	BELGIUM
64,388	2,678	55	-	-	78,422	BOSNIA-HERZEGOVINA
-	-	-	-	-	587,274	DENMARK
-	-	-	-	-	4,045,742	FRANCE
-	-	-	-	-	884,774	GERMANY
-	-	-	-	-	1,673,183	GREECE
-	-	-	-	-	2,243,742	ITALY
-	-	-	-	-	7,753	LUXEMBOURG
-	-	-	-	-	1,178,056	NETHERLANDS
-	-	-	-	-	862,177	NORWAY

TOTALS MAY NOT ADD DUE TO ROUNDING

* LESS THAN $500

AS OF 30 SEP 01

MILITARY ASSISTANCE PROGRAM DELIVERIES/EXPENDITURES (CONTINUED)
INCLUDES MASF, EMERGENCY DRAWDOWNS, AND OTHER GRANT ASSISTANCE; EXCLUDES TRAINING

(DOLLARS IN THOUSANDS)

	FY 1950 FY 1991	FY 1992	FY 1993	FY 1994	FY 1995	FY 1996
EUROPE (CONTINUED)						
PORTUGAL	522,784	206	77	-	-	-
SPAIN	689,885	-	-	-	-	-
TURKEY	3,142,053	22,502	1	-	-	-
UNITED KINGDOM	1,012,855	-	-	-	4,887	-
YUGOSLAVIA	689,570	-	-	-	-	-
AFRICA	272,103	6,245	4,259	3,750	-	1,525
BENIN	55	-	-	-	-	-
BURKINA FASO	57	-	-	-	-	-
CAMEROON	239	-	-	-	-	-
CHAD	52,099	-	-	-	-	-
CONGO (KINSHASA)	23,308	-	-	-	-	-
ERITREA	-	-	-	-	-	1,525
ETHIOPIA	182,948	-	-	-	-	-
GUINEA	810	-	-	-	-	-
IVORY COAST	54	-	-	-	-	-
LIBERIA	6,249	-	-	-	-	-
MALI	1,865	-	-	-	-	-
NIGER	52	-	-	-	-	-
SENEGAL	2,646	6,245	509	-	-	-
SIERRA LEONE	-	-	-	-	-	-
SOMALIA	-	-	3,750	3,750	-	-
SUDAN	1,721	-	-	-	-	-
UGANDA	-	-	-	-	-	-
WESTERN HEMISPHERE	813,080	41,826	4,884	95	6,109	3,091
ANTIGUA & BARBUDA	-	-	-	-	1	-
ARGENTINA	34,020	-	-	-	14	-
BAHAMAS	-	-	-	-	4	-
BARBADOS	-	-	-	-	3	-
BELIZE	59	329	3	-	3	-
BOLIVIA	35,424	4,035	-	-	15	-
BRAZIL	207,163	-	-	-	-	-
CHILE	80,468	3,463	-	-	-	-
COLOMBIA	123,663	8,401	4,096	-	-	-
COSTA RICA	930	-	-	-	-	-
CUBA	8,552	-	-	-	-	-
DOMINICA	-	-	-	-	*	-
DOMINICAN REPUBLIC	21,549	-	-	95	4,771	-
ECUADOR	34,180	247	467	-	-	-
EL SALVADOR	74,230	8	-	-	-	-
GRENADA	-	-	-	-	2	-
GUATEMALA	16,247	-	-	-	77	-

TOTALS MAY NOT ADD DUE TO ROUNDING

* LESS THAN $500

AS OF 30 SEP 01

MILITARY ASSISTANCE PROGRAM DELIVERIES/EXPENDITURES (CONTINUED)
INCLUDES MASF, EMERGENCY DRAWDOWNS, AND OTHER GRANT ASSISTANCE; EXCLUDES TRAINING

(DOLLARS IN THOUSANDS)

FY 1997	FY 1998	FY 1999	FY 2000	FY 2001	FY 1950 FY 2001	
						EUROPE (CONTINUED)
-	-	-	-	-	523,068	PORTUGAL
-	-	-	-	-	689,885	SPAIN
-	-	-	-	-	3,164,556	TURKEY
-	-	-	-	-	1,017,742	UNITED KINGDOM
-	-	-	-	-	689,570	YUGOSLAVIA
2,299	-	*	1,687	486	292,354	AFRICA
2	-	-	-	-	57	BENIN
-	-	-	-	-	57	BURKINA FASO
-	-	-	-	-	239	CAMEROON
-	-	-	-	-	52,099	CHAD
-	-	-	-	-	23,308	CONGO (KINSHASA)
-	-	-	-	-	1,525	ERITREA
-	-	-	-	-	182,948	ETHIOPIA
-	-	-	-	-	810	GUINEA
-	-	-	-	-	54	IVORY COAST
-	-	-	-	-	6,249	LIBERIA
-	-	-	-	-	1,865	MALI
-	-	-	-	-	52	NIGER
164	-	-	-	-	9,563	SENEGAL
-	-	*	1,687	486	2,173	SIERRA LEONE
-	-	-	-	-	7,500	SOMALIA
-	-	-	-	-	1,721	SUDAN
2,133	-	-	-	-	2,133	UGANDA
20,593	28,449	4,733	342	5,906	929,108	WESTERN HEMISPHERE
-	94	-	-	-	95	ANTIGUA & BARBUDA
-	-	-	-	-	34,034	ARGENTINA
-	-	-	-	-	4	BAHAMAS
-	-	-	76	134	213	BARBADOS
-	-	-	-	-	395	BELIZE
-	1,749	1,132	-	2,080	44,435	BOLIVIA
-	4	-	-	-	207,167	BRAZIL
-	-	-	-	-	83,931	CHILE
13,304	17,563	2,906	138	3,629	173,700	COLOMBIA
-	-	-	-	-	930	COSTA RICA
-	-	-	-	-	8,552	CUBA
-	30	-	2	-	33	DOMINICA
1,434	340	-	-	-	28,189	DOMINICAN REPUBLIC
-	2,541	438	-	-	37,873	ECUADOR
-	-	-	-	-	74,238	EL SALVADOR
-	54	-	-	-	56	GRENADA
-	586	-	-	-	16,910	GUATEMALA

TOTALS MAY NOT ADD DUE TO ROUNDING

* LESS THAN $500

AS OF 30 SEP 01

MILITARY ASSISTANCE PROGRAM DELIVERIES/EXPENDITURES (CONTINUED)
INCLUDES MASF, EMERGENCY DRAWDOWNS, AND OTHER GRANT ASSISTANCE; EXCLUDES TRAINING

(DOLLARS IN THOUSANDS)

	FY 1950 FY 1991	FY 1992	FY 1993	FY 1994	FY 1995	FY 1996
WESTERN HEMISPHERE (CONTINUED)						
GUYANA	-	-	-	-	-	-
HAITI	2,427	-	-	-	561	-
HONDURAS	25,039	-	-	-	-	-
JAMAICA	8,294	2,782	318	-	590	-
MEXICO	3,704	22,560	-	-	-	-
NICARAGUA	7,668	-	-	-	-	-
PANAMA	4,383	-	-	-	-	-
PARAGUAY	9,325	-	-	-	-	-
PERU	74,952	-	-	-	-	-
ST KITTS AND NEVIS	-	-	-	-	1	894
ST LUCIA	-	-	-	-	1	19
ST VINCENT + GREN.	-	-	-	-	-	68
TRINIDAD + TOBAGO	-	-	-	-	66	-
URUGUAY	40,770	-	-	-	-	-
VENEZUELA	33	-	-	-	-	2,110
INTERNATL. ORG. AND VARIOUS	1,601,449	-	-	-	-	-
GEN. AND REG. COSTS	2,173,685	-	-	-	-	-

NOTE: INCLUDED IN THE DATA FOR FY 1991, 1992 AND 1993 ARE TRANSFERS OF EXCESS DEFENSE ARTICLES (EDA) UNDER SECTION 519 OF THE FOREIGN ASSISTANCE ACT OF 1961, AS AMENDED. THESE EDA TRANSFERS ARE INTENDED TO HELP MODERNIZE THE MILITARY CAPABILITIES OF COUNTRIES WHICH ARE RECIPIENTS OF FOREIGN MILITARY FINANCING (FMF).

A/ DURING THE PERIOD FY 66-75, GRANT AID FUNDING IN SUPPORT OF ACTIVITIES IN SOUTHEAST ASIA WAS A PART OF THE REGULAR DOD APPROPRIATION AND WAS IDENTIFIED FOR PROGRAMMING PURPOSES AS MILITARY ASSISTANCE SERVICE FUNDED (MASF) PROGRAMS. THE FUNDS WERE USED FOR PROVIDING MILITARY EQUIPMENT AND RELATED SERVICES AND TRAINING TO THOSE COUNTRIES ENGAGED IN THE HOSTILITIES IN SOUTHEAST ASIA, I.E., KOREA, LAOS, PHILIPPINES, THAILAND, AND VIETNAM. ALSO INCLUDED ARE TRANSFERS TO KOREA UNDER SECTION 3, P.L. 91-952, DATED JANUARY 5, 1971 AND SECTION 23 OF P.L. 95-384, DATED SEPTEMBER 26, 1978, AS WELL AS THE TRANSFER OF AMMUNITION TO THAILAND UNDER SECTION 24 OF P.L. 96-92, DATED OCTOBER 29, 1979.

TOTALS MAY NOT ADD DUE TO ROUNDING * LESS THAN $500

AS OF 30 SEP 01

MILITARY ASSISTANCE PROGRAM DELIVERIES/EXPENDITURES (CONTINUED)
INCLUDES MASF, EMERGENCY DRAWDOWNS, AND OTHER GRANT ASSISTANCE; EXCLUDES TRAINING

(DOLLARS IN THOUSANDS)

FY 1997	FY 1998	FY 1999	FY 2000	FY 2001	FY 1950 FY 2001	
						WESTERN HEMISPHERE (CONTINUED)
-	-	6	-	-	6	GUYANA
-	-	-	-	-	2,988	HAITI
-	-	172	-	-	25,211	HONDURAS
-	19	-	-	-	12,003	JAMAICA
5,815	-	-	-	-	32,079	MEXICO
-	-	-	-	-	7,668	NICARAGUA
-	-	79	-	-	4,462	PANAMA
-	-	-	-	-	9,325	PARAGUAY
40	5,394	-	-	63	80,449	PERU
-	73	-	-	-	968	ST KITTS AND NEVIS
-	2	-	-	-	22	ST LUCIA
-	-	-	-	-	68	ST VINCENT + GREN.
-	-	-	-	-	66	TRINIDAD + TOBAGO
-	-	-	-	-	40,770	URUGUAY
-	-	-	126	-	2,269	VENEZUELA
6,278	-	-	-	120	1,607,847	INTERNATL. ORG. AND VARIOUS
368	593	-	-	-	2,174,646	GEN. AND REG. COSTS

TOTALS MAY NOT ADD DUE TO ROUNDING * LESS THAN $500

AS OF 30 SEP 01

MAP EXCESS DEFENSE ARTICLES PROGRAM - ACQUISITION COST
INCLUDES MILITARY ASSISTANCE SERVICE FUNDED

(DOLLARS IN THOUSANDS)

	FY 1950 FY 1991	FY 1992	FY 1993	FY 1994	FY 1995	FY 1996
WORLDWIDE	6,534,403	-	-	-	-	-
EAST ASIA AND PACIFIC	3,475,217	-	-	-	-	-
CAMBODIA	85,221	-	-	-	-	-
INDOCHINA	21,882	-	-	-	-	-
INDONESIA	34,003	-	-	-	-	-
JAPAN	174,979	-	-	-	-	-
KOREA (SEOUL) A/	663,885	-	-	-	-	-
LAOS A/	97,805	-	-	-	-	-
MYANMAR	12,250	-	-	-	-	-
REP OF PHILIPPINES A/	98,489	-	-	-	-	-
TAIWAN	941,286	-	-	-	-	-
THAILAND A/	244,955	-	-	-	-	-
VIETNAM A/	1,100,462	-	-	-	-	-
NEAR EAST AND SOUTH ASIA	182,427	-	-	-	-	-
INDIA	21,995	-	-	-	-	-
IRAN	61,632	-	-	-	-	-
IRAQ	3,342	-	-	-	-	-
JORDAN	45,557	-	-	-	-	-
LEBANON	309	-	-	-	-	-
LIBYA	2,195	-	-	-	-	-
MOROCCO	11,943	-	-	-	-	-
NEPAL	2	-	-	-	-	-
PAKISTAN	26,827	-	-	-	-	-
SAUDI ARABIA	1,765	-	-	-	-	-
SRI LANKA	2	-	-	-	-	-
TUNISIA	6,858	-	-	-	-	-
EUROPE	2,316,656	-	-	-	-	-
AUSTRIA	8,155	-	-	-	-	-
BELGIUM	21,327	-	-	-	-	-
DENMARK	20,935	-	-	-	-	-
FRANCE	289,843	-	-	-	-	-
GERMANY	718	-	-	-	-	-
GREECE	451,064	-	-	-	-	-
ITALY	214,639	-	-	-	-	-
LUXEMBOURG	178	-	-	-	-	-
NETHERLANDS	44,003	-	-	-	-	-
NORWAY	44,051	-	-	-	-	-
PORTUGAL	168,252	-	-	-	-	-
SPAIN	97,707	-	-	-	-	-
TURKEY	855,307	-	-	-	-	-
UNITED KINGDOM	72,950	-	-	-	-	-
YUGOSLAVIA	27,527	-	-	-	-	-

TOTALS MAY NOT ADD DUE TO ROUNDING

* LESS THAN $500

AS OF 30 SEP 01

MAP EXCESS DEFENSE ARTICLES PROGRAM - ACQUISITION COST
INCLUDES MILITARY ASSISTANCE SERVICE FUNDED

(DOLLARS IN THOUSANDS)

FY 1997	FY 1998	FY 1999	FY 2000	FY 2001	FY 1950 FY 2001	
-	-	-	-	-	6,534,403	WORLDWIDE
-	-	-	-	-	3,475,217	EAST ASIA AND PACIFIC
-	-	-	-	-	85,221	CAMBODIA
-	-	-	-	-	21,882	INDOCHINA
-	-	-	-	-	34,003	INDONESIA
-	-	-	-	-	174,979	JAPAN
-	-	-	-	-	663,885	KOREA (SEOUL) A/
-	-	-	-	-	97,805	LAOS A/
-	-	-	-	-	12,250	MYANMAR
-	-	-	-	-	98,489	REP OF PHILIPPINES A/
-	-	-	-	-	941,286	TAIWAN
-	-	-	-	-	244,955	THAILAND A/
-	-	-	-	-	1,100,462	VIETNAM A/
-	-	-	-	-	182,427	NEAR EAST AND SOUTH ASIA
-	-	-	-	-	21,995	INDIA
-	-	-	-	-	61,632	IRAN
-	-	-	-	-	3,342	IRAQ
-	-	-	-	-	45,557	JORDAN
-	-	-	-	-	309	LEBANON
-	-	-	-	-	2,195	LIBYA
-	-	-	-	-	11,943	MOROCCO
-	-	-	-	-	2	NEPAL
-	-	-	-	-	26,827	PAKISTAN
-	-	-	-	-	1,765	SAUDI ARABIA
-	-	-	-	-	2	SRI LANKA
-	-	-	-	-	6,858	TUNISIA
-	-	-	-	-	2,316,656	EUROPE
-	-	-	-	-	8,155	AUSTRIA
-	-	-	-	-	21,327	BELGIUM
-	-	-	-	-	20,935	DENMARK
-	-	-	-	-	289,843	FRANCE
-	-	-	-	-	718	GERMANY
-	-	-	-	-	451,064	GREECE
-	-	-	-	-	214,639	ITALY
-	-	-	-	-	178	LUXEMBOURG
-	-	-	-	-	44,003	NETHERLANDS
-	-	-	-	-	44,051	NORWAY
-	-	-	-	-	168,252	PORTUGAL
-	-	-	-	-	97,707	SPAIN
-	-	-	-	-	855,307	TURKEY
-	-	-	-	-	72,950	UNITED KINGDOM
-	-	-	-	-	27,527	YUGOSLAVIA

TOTALS MAY NOT ADD DUE TO ROUNDING

* LESS THAN $500

AS OF 30 SEP 01

MAP EXCESS DEFENSE ARTICLES PROGRAM - ACQUISITION COST (CONTINUED)
INCLUDES MILITARY ASSISTANCE SERVICE FUNDED

(DOLLARS IN THOUSANDS)

	FY 1950 FY 1991	FY 1992	FY 1993	FY 1994	FY 1995	FY 1996
AFRICA	36,414	-	-	-	-	-
CAMEROON	4	-	-	-	-	-
CHAD	170	-	-	-	-	-
CONGO (KINSHASA)	5,213	-	-	-	-	-
ETHIOPIA	30,353	-	-	-	-	-
GUINEA	50	-	-	-	-	-
LIBERIA	390	-	-	-	-	-
MALI	201	-	-	-	-	-
SENEGAL	33	-	-	-	-	-
WESTERN HEMISPHERE	231,623	-	-	-	-	-
ARGENTINA	4,375	-	-	-	-	-
BOLIVIA	10,047	-	-	-	-	-
BRAZIL	83,092	-	-	-	-	-
CHILE	24,010	-	-	-	-	-
COLOMBIA	17,903	-	-	-	-	-
COSTA RICA	115	-	-	-	-	-
CUBA	5,516	-	-	-	-	-
DOMINICAN REPUBLIC	3,903	-	-	-	-	-
ECUADOR	10,364	-	-	-	-	-
EL SALVADOR	2,454	-	-	-	-	-
GUATEMALA	6,732	-	-	-	-	-
HAITI	195	-	-	-	-	-
HONDURAS	3,821	-	-	-	-	-
JAMAICA	4	-	-	-	-	-
MEXICO	50	-	-	-	-	-
NICARAGUA	5,233	-	-	-	-	-
PANAMA	1,673	-	-	-	-	-
PARAGUAY	11,182	-	-	-	-	-
PERU	20,277	-	-	-	-	-
URUGUAY	20,352	-	-	-	-	-
VENEZUELA	324	-	-	-	-	-
INTERNATL. ORG. AND VARIOUS	529	-	-	-	-	-
GEN. AND REG. COSTS	291,537	-	-	-	-	-

A/ DURING THE PERIOD FY 66-75, GRANT AID FUNDING IN SUPPORT OF ACTIVITIES IN SOUTHEAST ASIA WAS A PART OF THE REGULAR DOD APPROPRIATION AND WAS IDENTIFIED FOR PROGRAMMING PURPOSES AS MILITARY ASSISTANCE SERVICE FUNDED (MASF) PROGRAMS. THE FUNDS WERE USED FOR PROVIDING MILITARY EQUIPMENT AND RELATED SERVICES AND TRAINING TO THOSE COUNTRIES ENGAGED IN THE HOSTILITIES IN SOUTHEAST ASIA, I.E., KOREA, LAOS, PHILIPPINES, THAILAND, AND VIETNAM. ALSO INCLUDED ARE TRANSFERS TO KOREA UNDER SECTION 3, P.L. 91-952, DATED JANUARY 5, 1971 AND SECTION 23 OF P.L. 95-384, DATED SEPTEMBER 26, 1978, AS WELL AS THE TRANSFER OF AMMUNITION TO THAILAND UNDER SECTION 24 OF P.L. 96-92, DATED OCTOBER 29, 1979.

TOTALS MAY NOT ADD DUE TO ROUNDING

* LESS THAN $500

AS OF 30 SEP 01

MAP EXCESS DEFENSE ARTICLES PROGRAM - ACQUISITION COST (CONTINUED)
INCLUDES MILITARY ASSISTANCE SERVICE FUNDED

(DOLLARS IN THOUSANDS)

FY 1997	FY 1998	FY 1999	FY 2000	FY 2001	FY 1950 FY 2001	
-	-	-	-	-	36,414	AFRICA
-	-	-	-	-	4	CAMEROON
-	-	-	-	-	170	CHAD
-	-	-	-	-	5,213	CONGO (KINSHASA)
-	-	-	-	-	30,353	ETHIOPIA
-	-	-	-	-	50	GUINEA
-	-	-	-	-	390	LIBERIA
-	-	-	-	-	201	MALI
-	-	-	-	-	33	SENEGAL
-	-	-	-	-	231,623	WESTERN HEMISPHERE
-	-	-	-	-	4,375	ARGENTINA
-	-	-	-	-	10,047	BOLIVIA
-	-	-	-	-	83,092	BRAZIL
-	-	-	-	-	24,010	CHILE
-	-	-	-	-	17,903	COLOMBIA
-	-	-	-	-	115	COSTA RICA
-	-	-	-	-	5,516	CUBA
-	-	-	-	-	3,903	DOMINICAN REPUBLIC
-	-	-	-	-	10,364	ECUADOR
-	-	-	-	-	2,454	EL SALVADOR
-	-	-	-	-	6,732	GUATEMALA
-	-	-	-	-	195	HAITI
-	-	-	-	-	3,821	HONDURAS
-	-	-	-	-	4	JAMAICA
-	-	-	-	-	50	MEXICO
-	-	-	-	-	5,233	NICARAGUA
-	-	-	-	-	1,673	PANAMA
-	-	-	-	-	11,182	PARAGUAY
-	-	-	-	-	20,277	PERU
-	-	-	-	-	20,352	URUGUAY
-	-	-	-	-	324	VENEZUELA
-	-	-	-	-	529	INTERNATL. ORG. AND VARIOUS
-	-	-	-	-	291,537	GEN. AND REG. COSTS

TOTALS MAY NOT ADD DUE TO ROUNDING

* LESS THAN $500

AS OF 30 SEP 01

MAP EXCESS DEFENSE ARTICLES DELIVERED - ACQUISITION COST
INCLUDES MILITARY ASSISTANCE SERVICE FUNDED

(DOLLARS IN THOUSANDS)

	FY 1950 FY 1991	FY 1992	FY 1993	FY 1994	FY 1995	FY 1996
WORLDWIDE	6,388,127	-	-	-	-	-
EAST ASIA AND PACIFIC	3,475,080	-	-	-	-	-
CAMBODIA	85,221	-	-	-	-	-
INDOCHINA	21,882	-	-	-	-	-
INDONESIA	34,003	-	-	-	-	-
JAPAN	174,979	-	-	-	-	-
KOREA (SEOUL) A/	663,748	-	-	-	-	-
LAOS A/	97,805	-	-	-	-	-
MYANMAR	12,250	-	-	-	-	-
REP OF PHILIPPINES A/	98,489	-	-	-	-	-
TAIWAN	941,286	-	-	-	-	-
THAILAND A/	244,955	-	-	-	-	-
VIETNAM A/	1,100,462	-	-	-	-	-
NEAR EAST AND SOUTH ASIA	182,427	-	-	-	-	-
INDIA	21,995	-	-	-	-	-
IRAN	61,632	-	-	-	-	-
IRAQ	3,342	-	-	-	-	-
JORDAN	45,557	-	-	-	-	-
LEBANON	309	-	-	-	-	-
LIBYA	2,195	-	-	-	-	-
MOROCCO	11,943	-	-	-	-	-
NEPAL	2	-	-	-	-	-
PAKISTAN	26,827	-	-	-	-	-
SAUDI ARABIA	1,765	-	-	-	-	-
SRI LANKA	2	-	-	-	-	-
TUNISIA	6,858	-	-	-	-	-
EUROPE	2,172,753	-	-	-	-	-
AUSTRIA	8,155	-	-	-	-	-
BELGIUM	21,327	-	-	-	-	-
DENMARK	20,935	-	-	-	-	-
FRANCE	289,843	-	-	-	-	-
GERMANY	718	-	-	-	-	-
GREECE	451,064	-	-	-	-	-
ITALY	214,639	-	-	-	-	-
LUXEMBOURG	178	-	-	-	-	-
NETHERLANDS	44,003	-	-	-	-	-
NORWAY	44,051	-	-	-	-	-
PORTUGAL	25,240	-	-	-	-	-
SPAIN	97,707	-	-	-	-	-
TURKEY	854,416	-	-	-	-	-
UNITED KINGDOM	72,950	-	-	-	-	-
YUGOSLAVIA	27,527	-	-	-	-	-

TOTALS MAY NOT ADD DUE TO ROUNDING

* LESS THAN $500

AS OF 30 SEP 01

MAP EXCESS DEFENSE ARTICLES DELIVERED - ACQUISITION COST
INCLUDES MILITARY ASSISTANCE SERVICE FUNDED

(DOLLARS IN THOUSANDS)

FY 1997	FY 1998	FY 1999	FY 2000	FY 2001	FY 1950 FY 2001	
-	-	-	-	-	6,388,127	WORLDWIDE
-	-	-	-	-	3,475,080	EAST ASIA AND PACIFIC
-	-	-	-	-	85,221	CAMBODIA
-	-	-	-	-	21,882	INDOCHINA
-	-	-	-	-	34,003	INDONESIA
-	-	-	-	-	174,979	JAPAN
-	-	-	-	-	663,748	KOREA (SEOUL) A/
-	-	-	-	-	97,805	LAOS A/
-	-	-	-	-	12,250	MYANMAR
-	-	-	-	-	98,489	REP OF PHILIPPINES A/
-	-	-	-	-	941,286	TAIWAN
-	-	-	-	-	244,955	THAILAND A/
-	-	-	-	-	1,100,462	VIETNAM A/
-	-	-	-	-	182,427	NEAR EAST AND SOUTH ASIA
-	-	-	-	-	21,995	INDIA
-	-	-	-	-	61,632	IRAN
-	-	-	-	-	3,342	IRAQ
-	-	-	-	-	45,557	JORDAN
-	-	-	-	-	309	LEBANON
-	-	-	-	-	2,195	LIBYA
-	-	-	-	-	11,943	MOROCCO
-	-	-	-	-	2	NEPAL
-	-	-	-	-	26,827	PAKISTAN
-	-	-	-	-	1,765	SAUDI ARABIA
-	-	-	-	-	2	SRI LANKA
-	-	-	-	-	6,858	TUNISIA
-	-	-	-	-	2,172,753	EUROPE
-	-	-	-	-	8,155	AUSTRIA
-	-	-	-	-	21,327	BELGIUM
-	-	-	-	-	20,935	DENMARK
-	-	-	-	-	289,843	FRANCE
-	-	-	-	-	718	GERMANY
-	-	-	-	-	451,064	GREECE
-	-	-	-	-	214,639	ITALY
-	-	-	-	-	178	LUXEMBOURG
-	-	-	-	-	44,003	NETHERLANDS
-	-	-	-	-	44,051	NORWAY
-	-	-	-	-	25,240	PORTUGAL
-	-	-	-	-	97,707	SPAIN
-	-	-	-	-	854,416	TURKEY
-	-	-	-	-	72,950	UNITED KINGDOM
-	-	-	-	-	27,527	YUGOSLAVIA

TOTALS MAY NOT ADD DUE TO ROUNDING

* LESS THAN $500

AS OF 30 SEP 01

MAP EXCESS DEFENSE ARTICLES DELIVERED - ACQUISITION COST (CONTINUED)
INCLUDES MILITARY ASSISTANCE SERVICE FUNDED

(DOLLARS IN THOUSANDS)

	FY 1950 FY 1991	FY 1992	FY 1993	FY 1994	FY 1995	FY 1996
AFRICA	36,244	-	-	-	-	-
CAMEROON	4	-	-	-	-	-
CONGO (KINSHASA)	5,213	-	-	-	-	-
ETHIOPIA	30,353	-	-	-	-	-
GUINEA	50	-	-	-	-	-
LIBERIA	390	-	-	-	-	-
MALI	201	-	-	-	-	-
SENEGAL	33	-	-	-	-	-
WESTERN HEMISPHERE	229,557	-	-	-	-	-
ARGENTINA	4,375	-	-	-	-	-
BOLIVIA	9,966	-	-	-	-	-
BRAZIL	83,092	-	-	-	-	-
CHILE	24,010	-	-	-	-	-
COLOMBIA	17,903	-	-	-	-	-
COSTA RICA	115	-	-	-	-	-
CUBA	5,516	-	-	-	-	-
DOMINICAN REPUBLIC	3,903	-	-	-	-	-
ECUADOR	10,364	-	-	-	-	-
EL SALVADOR	2,454	-	-	-	-	-
GUATEMALA	6,732	-	-	-	-	-
HAITI	195	-	-	-	-	-
HONDURAS	1,995	-	-	-	-	-
JAMAICA	4	-	-	-	-	-
MEXICO	50	-	-	-	-	-
NICARAGUA	5,081	-	-	-	-	-
PANAMA	1,673	-	-	-	-	-
PARAGUAY	11,176	-	-	-	-	-
PERU	20,277	-	-	-	-	-
URUGUAY	20,352	-	-	-	-	-
VENEZUELA	324	-	-	-	-	-
INTERNATL. ORG. AND VARIOUS	529	-	-	-	-	-
GEN. AND REG. COSTS	291,537	-	-	-	-	-

A/ DURING THE PERIOD FY 66-75, GRANT AID FUNDING IN SUPPORT OF ACTIVITIES IN SOUTHEAST ASIA WAS A PART OF THE REGULAR DOD APPROPRIATION AND WAS IDENTIFIED FOR PROGRAMMING PURPOSES AS MILITARY ASSISTANCE SERVICE FUNDED (MASF) PROGRAMS. THE FUNDS WERE USED FOR PROVIDING MILITARY EQUIPMENT AND RELATED SERVICES AND TRAINING TO THOSE COUNTRIES ENGAGED IN THE HOSTILITIES IN SOUTHEAST ASIA, I.E., KOREA, LAOS, PHILIPPINES, THAILAND, AND VIETNAM. ALSO INCLUDED ARE TRANSFERS TO KOREA UNDER SECTION 3, P.L. 91-952, DATED JANUARY 5, 1971 AND SECTION 23 OF P.L. 95-384, DATED SEPTEMBER 26, 1978, AS WELL AS THE TRANSFER OF AMMUNITION TO THAILAND UNDER SECTION 24 OF P.L. 96-92, DATED OCTOBER 29, 1979.

TOTALS MAY NOT ADD DUE TO ROUNDING * LESS THAN $500

MAP EXCESS DEFENSE ARTICLES DELIVERED - ACQUISITION COST (CONTINUED)
INCLUDES MILITARY ASSISTANCE SERVICE FUNDED

(DOLLARS IN THOUSANDS)

FY 1997	FY 1998	FY 1999	FY 2000	FY 2001	FY 1950 FY 2001	
-	-	-	-	-	36,244	AFRICA
-	-	-	-	-	4	CAMEROON
-	-	-	-	-	5,213	CONGO (KINSHASA)
-	-	-	-	-	30,353	ETHIOPIA
-	-	-	-	-	50	GUINEA
-	-	-	-	-	390	LIBERIA
-	-	-	-	-	201	MALI
-	-	-	-	-	33	SENEGAL
-	-	-	-	-	229,557	WESTERN HEMISPHERE
-	-	-	-	-	4,375	ARGENTINA
-	-	-	-	-	9,966	BOLIVIA
-	-	-	-	-	83,092	BRAZIL
-	-	-	-	-	24,010	CHILE
-	-	-	-	-	17,903	COLOMBIA
-	-	-	-	-	115	COSTA RICA
-	-	-	-	-	5,516	CUBA
-	-	-	-	-	3,903	DOMINICAN REPUBLIC
-	-	-	-	-	10,364	ECUADOR
-	-	-	-	-	2,454	EL SALVADOR
-	-	-	-	-	6,732	GUATEMALA
-	-	-	-	-	195	HAITI
-	-	-	-	-	1,995	HONDURAS
-	-	-	-	-	4	JAMAICA
-	-	-	-	-	50	MEXICO
-	-	-	-	-	5,081	NICARAGUA
-	-	-	-	-	1,673	PANAMA
-	-	-	-	-	11,176	PARAGUAY
-	-	-	-	-	20,277	PERU
-	-	-	-	-	20,352	URUGUAY
-	-	-	-	-	324	VENEZUELA
-	-	-	-	-	529	INTERNATL. ORG. AND VARIOUS
-	-	-	-	-	291,537	GEN. AND REG. COSTS

TOTALS MAY NOT ADD DUE TO ROUNDING

* LESS THAN $500

AS OF 30 SEP 01

PAGE INTENTIONALLY LEFT BLANK

IMET PROGRAM/DELIVERIES
INCLUDES MASF AND EMERGENCY DRAWDOWNS
(Dollars in Millions)

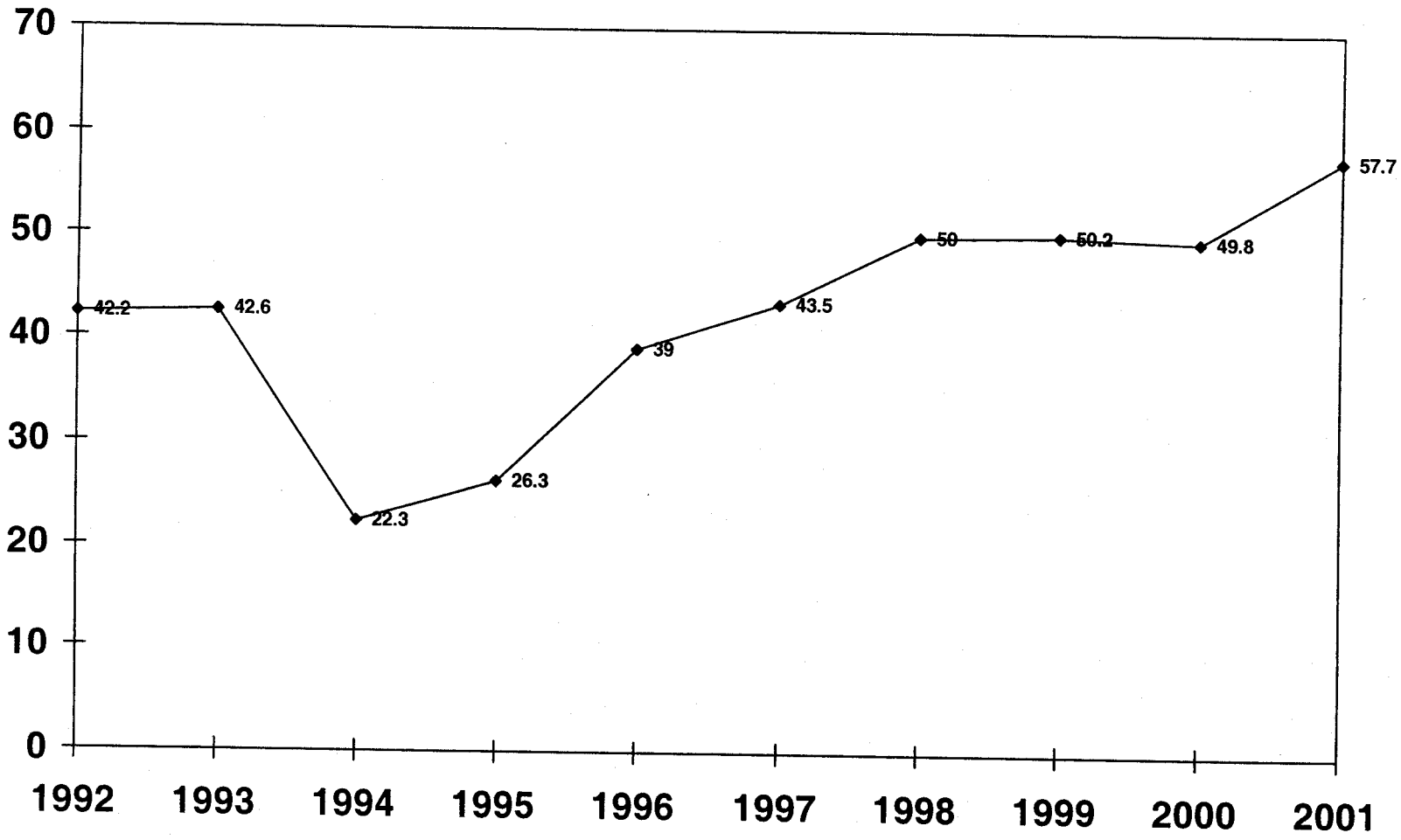

INTERNATIONAL MILITARY EDUCATION AND TRAINING PROGRAM/DELIVERIES
INCLUDES MILITARY ASSISTANCE SERVICE FUNDED AND EMERGENCY DRAWDOWNS

(DOLLARS IN THOUSANDS)

	FY 1950 FY 1991	FY 1992	FY 1993	FY 1994	FY 1995	FY 1996
WORLDWIDE	2,480,744	42,209	42,627	22,250	26,350	38,997
EAST ASIA AND PACIFIC	904,277	5,665	5,539	2,395	3,471	4,846
CAMBODIA	14,603	-	-	122	273	403
FIJI	398	-	-	-	-	-
INDOCHINA	598	-	-	-	-	-
INDONESIA	50,222	2,125	-	-	-	577
JAPAN	44,589	-	-	-	-	-
KOREA (SEOUL) A/	174,164	776	273	21	10	9
LAOS A/	42,814	-	-	-	-	-
MALAYSIA	11,709	-	-	318	504	613
MONGOLIA	-	108	108	50	98	70
MYANMAR	5,791	-	-	-	-	-
PAPUA NEW GUINEA	525	97	100	50	125	162
REP OF PHILIPPINES A/	56,406	2,475	2,539	876	1,193	1,210
SINGAPORE	452	15	20	10	20	20
SOLOMON ISLANDS	215	13	20	8	101	85
TAIWAN	103,156	-	-	-	-	-
THAILAND A/	96,158	-	2,339	895	999	1,445
TONGA	335	56	61	15	50	85
VANUATU	-	-	30	15	50	88
VIETNAM A/	302,142	-	-	-	-	-
WESTERN SAMOA	-	-	48	15	48	79
NEAR EAST AND SOUTH ASIA	257,047	6,009	6,960	3,638	4,860	5,765
AFGHANISTAN	5,616	-	-	-	-	-
ALGERIA	729	150	137	56	74	75
BAHRAIN	-	74	103	56	75	108
BANGLADESH	3,594	607	462	182	209	326
EGYPT	18,683	1,518	1,718	800	1,000	1,009
INDIA	8,777	310	362	152	208	357
IRAN	67,442	-	-	-	-	-
IRAQ	1,487	-	-	-	-	-
ISRAEL	218	-	-	-	-	-
JORDAN	28,225	585	501	800	1,003	1,202
LEBANON	8,279	-	591	304	394	474
LIBYA	2,795	-	-	-	-	-
MALDIVES	282	105	102	-	50	80
MOROCCO	28,799	1,034	1,140	528	724	830
NEPAL	1,660	179	149	106	96	140
OMAN	1,048	97	92	54	131	119
PAKISTAN	31,884	-	-	-	-	-
SAUDI ARABIA	12,456	-	-	-	-	-
SRI LANKA	1,898	224	388	100	96	179
SYRIA	56	-	-	-	-	-

TOTALS MAY NOT ADD DUE TO ROUNDING

* LESS THAN $500

AS OF 30 SEP 01

INTERNATIONAL MILITARY EDUCATION AND TRAINING PROGRAM/DELIVERIES
INCLUDES MILITARY ASSISTANCE SERVICE FUNDED AND EMERGENCY DRAWDOWNS

(DOLLARS IN THOUSANDS)

FY 1997	FY 1998	FY 1999	FY 2000	FY 2001	FY 1950 FY 2001	
43,475	50,034	50,159	49,810	57,748	2,904,403	WORLDWIDE
5,015	5,686	5,298	4,956	5,269	952,417	EAST ASIA AND PACIFIC
463	-	-	-	-	15,864	CAMBODIA
-	-	15	78	-	491	FIJI
-	-	-	-	-	598	INDOCHINA
105	476	486	-	-	53,991	INDONESIA
-	-	-	-	-	44,589	JAPAN
-	-	-	-	-	175,253	KOREA (SEOUL) A/
-	-	-	-	-	42,814	LAOS A/
631	939	713	740	757	16,924	MALAYSIA
365	425	429	512	750	2,915	MONGOLIA
-	-	-	-	-	5,791	MYANMAR
111	173	156	177	160	1,835	PAPUA NEW GUINEA
1,295	1,278	1,348	1,415	1,436	71,472	REP OF PHILIPPINES A/
-	-	-	-	-	536	SINGAPORE
146	122	157	53	62	982	SOLOMON ISLANDS
-	-	-	-	-	103,156	TAIWAN
1,600	1,985	1,703	1,730	1,852	110,706	THAILAND A/
105	99	99	103	100	1,109	TONGA
99	93	87	63	64	589	VANUATU
-	-	-	-	-	302,142	VIETNAM A/
95	96	105	85	88	659	WESTERN SAMOA
6,457	6,693	7,141	7,227	7,754	319,551	NEAR EAST AND SOUTH ASIA
-	-	-	-	-	5,616	AFGHANISTAN
61	126	124	115	121	1,768	ALGERIA
149	251	228	216	249	1,509	BAHRAIN
342	312	394	456	507	7,391	BANGLADESH
1,000	1,000	1,040	1,006	1,119	29,893	EGYPT
404	177	241	489	498	11,976	INDIA
-	-	-	-	-	67,442	IRAN
-	-	-	-	-	1,487	IRAQ
-	-	-	-	-	218	ISRAEL
1,655	1,600	1,654	1,679	1,700	40,604	JORDAN
547	550	554	582	546	12,821	LEBANON
-	-	-	-	-	2,795	LIBYA
85	101	94	100	110	1,109	MALDIVES
812	907	927	904	999	37,604	MOROCCO
196	196	189	216	237	3,363	NEPAL
117	217	233	230	250	2,588	OMAN
-	-	174	-	-	32,058	PAKISTAN
-	-	-	-	-	12,456	SAUDI ARABIA
200	214	230	203	252	3,985	SRI LANKA
-	-	-	-	-	56	SYRIA

TOTALS MAY NOT ADD DUE TO ROUNDING

* LESS THAN $500

AS OF 30 SEP 01

INTERNATIONAL MILITARY EDUCATION AND TRAINING PROGRAM/DELIVERIES (CONTINUED)
INCLUDES MILITARY ASSISTANCE SERVICE FUNDED AND EMERGENCY DRAWDOWNS

(DOLLARS IN THOUSANDS)

	FY 1950 FY 1991	FY 1992	FY 1993	FY 1994	FY 1995	FY 1996
NEAR EAST AND SOUTH ASIA (CONTINUED)						
TUNISIA	20,945	1,125	1,215	500	800	816
YEMEN	12,173	-	-	-	-	50
EUROPE	654,188	9,464	8,892	6,757	7,897	13,253
ALBANIA	-	128	172	165	226	432
AUSTRIA	1,847	-	-	10	15	15
BELARUS	-	-	97	100	94	279
BELGIUM	33,889	-	-	-	-	-
BOSNIA-HERZEGOVINA	-	-	-	-	-	259
BULGARIA	-	333	279	300	400	708
CROATIA	-	-	-	-	105	218
CZECH REPUBLIC	-	-	469	500	500	795
CZECHOSLOVAKIA	246	648	61	-	-	-
DENMARK	30,451	-	-	-	-	-
ESTONIA	-	61	88	152	180	386
FINLAND	744	-	-	10	15	14
FRANCE	107,987	-	-	-	-	-
GEORGIA	-	-	-	63	82	302
GERMANY	16,173	-	-	-	-	-
GREECE	59,108	294	243	100	48	54
HUNGARY	250	641	699	700	796	1,034
ICELAND	194	-	-	-	-	-
IRELAND	21	-	-	-	-	-
ITALY	46,566	-	-	-	-	-
KAZAKHSTAN	-	-	163	90	97	388
KYRGYZSTAN	-	-	-	50	60	231
LATVIA	-	46	113	195	197	388
LITHUANIA	-	72	148	150	196	498
LUXEMBOURG	550	-	-	-	-	-
MACEDONIA (FYROM)	-	-	-	-	125	249
MALTA	125	11	53	18	58	30
MOLDOVA	-	-	-	57	106	273
NETHERLANDS	39,100	-	-	-	-	-
NORWAY	31,652	-	-	-	-	-
POLAND	351	711	684	700	747	1,021
PORTUGAL	45,128	2,095	996	500	500	769
ROMANIA	-	-	309	312	460	758
RUSSIA	-	132	455	471	413	760
SLOVAKIA	-	-	128	296	253	471
SLOVENIA	-	-	82	113	150	253
SPAIN	66,471	928	240	49	52	49
TURKEY	146,635	3,288	3,032	1,006	1,102	1,095
TURKMENISTAN	-	-	-	50	118	213

TOTALS MAY NOT ADD DUE TO ROUNDING

* LESS THAN $500

AS OF 30 SEP 01

INTERNATIONAL MILITARY EDUCATION AND TRAINING PROGRAM/DELIVERIES (CONTINUED)
INCLUDES MILITARY ASSISTANCE SERVICE FUNDED AND EMERGENCY DRAWDOWNS

(DOLLARS IN THOUSANDS)

FY 1997	FY 1998	FY 1999	FY 2000	FY 2001	FY 1950 FY 2001	
						NEAR EAST AND SOUTH ASIA (CONTINUED)
837	900	937	906	968	29,949	TUNISIA
52	142	122	125	198	12,862	YEMEN
15,180	18,713	18,450	19,438	22,552	794,784	
666	613	650	646	1,200	4,898	EUROPE
-	-	-	-	-	1,887	ALBANIA
273	61	-	-	-	904	AUSTRIA
-	-	-	-	-	33,889	BELARUS
500	600	632	601	1,109	3,701	BELGIUM
903	950	974	1,000	1,599	7,446	BOSNIA-HERZEGOVINA
427	455	435	514	1,032	3,186	BULGARIA
737	1,394	1,227	1,441	1,370	8,433	CROATIA
-	-	-	-	-	954	CZECH REPUBLIC
-	-	-	-	-	30,451	CZECHOSLOVAKIA
572	689	675	789	750	4,342	DENMARK
-	-	-	-	-	783	ESTONIA
-	-	-	-	-	107,987	FINLAND
312	416	394	409	481	2,459	FRANCE
-	-	-	-	-	16,173	GEORGIA
28	31	25	25	25	59,982	GERMANY
1,014	1,347	1,500	1,398	1,394	10,773	GREECE
-	-	-	-	-	194	HUNGARY
-	-	-	-	-	21	ICELAND
-	-	-	-	-	46,566	IRELAND
389	587	540	567	583	3,404	ITALY
257	336	383	358	380	2,055	KAZAKHSTAN
535	751	729	749	815	4,519	KYRGYZSTAN
523	664	727	750	797	4,524	LATVIA
-	-	-	-	-	550	LITHUANIA
319	457	448	504	741	2,843	LUXEMBOURG
104	91	109	100	136	835	MACEDONIA (FYROM)
268	460	485	487	630	2,766	MALTA
-	-	-	-	-	39,100	MOLDOVA
-	-	-	-	-	31,652	NETHERLANDS
1,000	1,318	1,600	1,670	1,318	11,119	NORWAY
551	844	700	656	594	53,333	POLAND
922	1,094	1,111	1,093	1,544	7,603	PORTUGAL
842	732	228	717	156	4,907	ROMANIA
621	621	623	633	992	4,638	RUSSIA
400	654	650	579	1,022	3,903	SLOVAKIA
-	-	-	-	-	67,789	SLOVENIA
1,454	1,505	1,514	1,554	1,689	163,874	SPAIN
262	336	261	313	258	1,811	TURKEY
						TURKMENISTAN

TOTALS MAY NOT ADD DUE TO ROUNDING

* LESS THAN $500

AS OF 30 SEP 01

INTERNATIONAL MILITARY EDUCATION AND TRAINING PROGRAM/DELIVERIES (CONTINUED)
INCLUDES MILITARY ASSISTANCE SERVICE FUNDED AND EMERGENCY DRAWDOWNS

(DOLLARS IN THOUSANDS)

	FY 1950 FY 1991	FY 1992	FY 1993	FY 1994	FY 1995	FY 1996
EUROPE (CONTINUED)						
UKRAINE	-	77	379	600	707	1,019
UNITED KINGDOM	21,624	-	-	-	-	-
UZBEKISTAN	-	-	-	-	95	293
YUGOSLAVIA	5,076	-	-	-	-	-
	128,039	7,947	8,683	4,021	4,955	6,016
AFRICA						
ANGOLA	-	-	-	-	-	-
BENIN	554	106	113	99	161	281
BOTSWANA	3,178	582	445	364	440	454
BURKINA FASO	960	-	-	-	-	-
BURUNDI	1,248	182	333	-	44	71
CAMEROON	2,254	283	328	100	-	83
CAPE VERDE	626	130	167	-	75	64
CENTRAL AFRICAN REP	1,169	256	215	-	186	110
CHAD	2,591	352	370	225	62	-
COMOROS	261	60	137	-	-	64
CONGO (BRAZZAVILLE)	342	150	142	109	150	162
CONGO (KINSHASA)	18,121	-	-	-	-	-
DJIBOUTI	1,262	46	206	106	125	150
EQUATORIAL GUINEA	744	71	-	-	-	-
ERITREA	-	-	-	82	200	261
ETHIOPIA	22,701	-	160	113	248	327
GABON	1,071	113	115	-	-	-
GAMBIA	537	117	98	100	-	-
GHANA	3,732	260	303	229	222	257
GUINEA	1,311	183	187	88	155	35
GUINEA-BISSAU	444	150	203	102	75	88
IVORY COAST	1,473	186	213	150	120	151
KENYA	14,696	775	652	288	283	297
LESOTHO	329	129	130	-	32	72
LIBERIA	9,401	-	-	-	-	-
MADAGASCAR	633	151	274	-	-	102
MALAWI	1,629	131	108	125	125	154
MALI	2,774	121	198	134	163	155
MAURITANIA	769	-	-	-	-	-
MAURITIUS	-	92	65	-	-	-
MOZAMBIQUE	87	185	176	-	138	203
NAMIBIA	190	217	300	220	126	190
NIGER	2,820	379	349	200	189	11
NIGERIA	2,157	378	139	-	-	-
RWANDA	699	78	141	75	50	243
SAO TOME & PRINCIPE	347	151	175	-	29	75
SENEGAL	5,337	675	749	450	598	637

TOTALS MAY NOT ADD DUE TO ROUNDING

* LESS THAN $500

AS OF 30 SEP 01

INTERNATIONAL MILITARY EDUCATION AND TRAINING PROGRAM/DELIVERIES (CONTINUED)
INCLUDES MILITARY ASSISTANCE SERVICE FUNDED AND EMERGENCY DRAWDOWNS

(DOLLARS IN THOUSANDS)

FY 1997	FY 1998	FY 1999	FY 2000	FY 2001	FY 1950 FY 2001	
						EUROPE (CONTINUED)
1,015	1,250	1,304	1,338	1,443	9,132	UKRAINE
-	-	-	-	-	21,624	UNITED KINGDOM
286	457	526	547	494	2,698	UZBEKISTAN
-	-	-	-	-	5,076	YUGOSLAVIA
7,093	7,989	8,463	7,543	8,533	199,281	AFRICA
174	-	-	-	-	174	ANGOLA
350	376	372	356	384	3,152	BENIN
391	540	562	479	663	8,098	BOTSWANA
-	-	-	-	-	960	BURKINA FASO
-	-	-	-	-	1,878	BURUNDI
104	142	184	189	223	3,891	CAMEROON
208	153	70	123	126	1,742	CAPE VERDE
158	150	81	103	116	2,544	CENTRAL AFRICAN REP
27	100	87	100	173	4,086	CHAD
76	101	14	-	-	713	COMOROS
147	-	-	-	86	1,288	CONGO (BRAZZAVILLE)
-	-	-	-	-	18,121	CONGO (KINSHASA)
94	103	123	163	132	2,510	DJIBOUTI
-	-	-	-	-	815	EQUATORIAL GUINEA
413	409	439	27	155	1,986	ERITREA
313	279	516	152	-	24,809	ETHIOPIA
-	-	-	47	131	1,477	GABON
-	-	-	-	-	851	GAMBIA
243	288	391	450	338	6,713	GHANA
55	70	167	179	254	2,684	GUINEA
119	64	-	22	55	1,322	GUINEA-BISSAU
170	211	189	22	-	2,886	IVORY COAST
304	443	462	422	443	19,065	KENYA
76	75	74	86	78	1,082	LESOTHO
-	-	-	-	-	9,401	LIBERIA
113	146	115	160	158	1,852	MADAGASCAR
228	284	332	345	388	3,849	MALAWI
152	275	374	270	355	4,971	MALI
-	-	-	-	83	852	MAURITANIA
22	63	95	79	86	502	MAURITIUS
204	178	184	178	200	1,733	MOZAMBIQUE
188	203	145	175	193	2,146	NAMIBIA
-	-	-	-	102	4,050	NIGER
-	-	90	525	663	3,952	NIGERIA
359	473	314	164	-	2,596	RWANDA
72	74	86	45	101	1,155	SAO TOME & PRINCIPE
697	815	846	764	912	12,480	SENEGAL

TOTALS MAY NOT ADD DUE TO ROUNDING

* LESS THAN $500

AS OF 30 SEP 01

INTERNATIONAL MILITARY EDUCATION AND TRAINING PROGRAM/DELIVERIES (CONTINUED)
INCLUDES MILITARY ASSISTANCE SERVICE FUNDED AND EMERGENCY DRAWDOWNS

(DOLLARS IN THOUSANDS)

	FY 1950 FY 1991	FY 1992	FY 1993	FY 1994	FY 1995	FY 1996
AFRICA (CONTINUED)						
SEYCHELLES	177	90	128	-	10	31
SIERRA LEONE	819	88	284	-	52	134
SOMALIA	6,619	-	-	-	-	-
SOUTH AFRICA	-	-	-	104	297	466
SUDAN	10,131	-	-	-	-	-
SWAZILAND	504	181	147	-	57	50
TANZANIA	225	163	177	114	81	126
TOGO	751	-	-	-	-	-
UGANDA	782	220	198	128	138	189
ZAMBIA	-	135	151	75	92	99
ZIMBABWE	1,587	382	403	241	232	224
WESTERN HEMISPHERE	288,139	11,988	10,885	4,551	4,458	8,217
ANTIGUA & BARBUDA	238	7	16	6	3	95
ARGENTINA	13,641	282	300	102	109	588
BAHAMAS	381	80	75	11	13	116
BARBADOS	615	17	37	6	11	99
BELIZE	761	150	124	50	54	217
BOLIVIA	17,522	742	1,054	439	368	547
BRAZIL	16,689	147	250	96	100	200
CHILE	17,160	306	266	97	120	301
COLOMBIA	27,543	2,310	2,641	900	588	95
COSTA RICA	2,845	206	225	101	68	196
CUBA	2,023	-	-	-	-	-
DOMINICA	331	15	41	30	39	35
DOMINICAN REPUBLIC	17,661	942	786	308	213	507
ECUADOR	19,532	776	808	379	293	547
EL SALVADOR	30,643	1,354	300	400	404	535
GRENADA	598	109	49	43	39	61
GUATEMALA	10,487	210	153	36	-	-
GUYANA	75	77	100	5	97	220
HAITI	3,882	-	-	-	35	169
HONDURAS	20,299	1,202	1,358	524	325	500
JAMAICA	3,564	664	447	201	174	469
MEXICO	5,445	579	721	201	400	992
NICARAGUA	11,583	-	-	-	-	-
PANAMA	8,265	-	-	-	-	-
PARAGUAY	7,741	247	341	89	134	155
PERU	23,724	112	-	-	325	380
ST KITTS AND NEVIS	406	91	60	44	39	75
ST LUCIA	346	72	49	59	46	68
ST VINCENT + GREN.	445	104	73	52	40	74
SURINAME	128	-	-	-	28	85

TOTALS MAY NOT ADD DUE TO ROUNDING

* LESS THAN $500

AS OF 30 SEP 01

INTERNATIONAL MILITARY EDUCATION AND TRAINING PROGRAM/DELIVERIES (CONTINUED)
INCLUDES MILITARY ASSISTANCE SERVICE FUNDED AND EMERGENCY DRAWDOWNS

(DOLLARS IN THOUSANDS)

FY 1997	FY 1998	FY 1999	FY 2000	FY 2001	FY 1950 FY 2001	
						AFRICA (CONTINUED)
50	79	103	72	60	801	SEYCHELLES
3	-	-	-	130	1,510	SIERRA LEONE
-	-	-	-	-	6,619	SOMALIA
656	804	1,022	904	1,200	5,453	SOUTH AFRICA
-	-	-	-	-	10,131	SUDAN
85	93	91	105	98	1,411	SWAZILAND
5	185	181	167	214	1,638	TANZANIA
25	-	-	-	52	828	TOGO
342	357	305	247	-	2,906	UGANDA
172	143	150	137	181	1,334	ZAMBIA
298	313	299	286	-	4,265	ZIMBABWE
8,532	9,693	9,857	9,890	10,842	377,051	WESTERN HEMISPHERE
93	123	109	113	96	898	ANTIGUA & BARBUDA
603	607	613	740	846	18,431	ARGENTINA
107	110	127	112	110	1,241	BAHAMAS
103	60	57	71	86	1,162	BARBADOS
208	258	175	161	223	2,381	BELIZE
509	570	533	548	665	23,497	BOLIVIA
222	220	206	223	241	18,594	BRAZIL
395	453	478	499	550	20,625	CHILE
-	885	917	900	1,040	37,819	COLOMBIA
200	241	240	280	297	4,900	COSTA RICA
-	-	-	-	-	2,023	CUBA
32	40	50	58	52	723	DOMINICA
622	556	493	487	513	23,088	DOMINICAN REPUBLIC
425	534	569	518	550	24,930	ECUADOR
455	512	491	523	653	36,270	EL SALVADOR
49	58	59	47	44	1,157	GRENADA
205	223	253	228	291	12,085	GUATEMALA
178	181	216	168	192	1,510	GUYANA
275	290	160	222	-	5,033	HAITI
425	500	560	548	546	26,787	HONDURAS
487	504	472	461	465	7,908	JAMAICA
1,008	921	918	865	1,000	13,050	MEXICO
57	74	200	194	222	12,330	NICARAGUA
-	-	87	117	131	8,600	PANAMA
284	216	215	210	238	9,870	PARAGUAY
483	462	478	455	509	26,928	PERU
56	65	63	67	66	1,032	ST KITTS AND NEVIS
43	44	57	79	36	898	ST LUCIA
44	50	49	52	68	1,050	ST VINCENT + GREN.
149	82	100	102	107	781	SURINAME

TOTALS MAY NOT ADD DUE TO ROUNDING

* LESS THAN $500

AS OF 30 SEP 01

SUMMARY OF STUDENTS TRAINED UNDER INTERNATIONAL MILITARY EDUCATION AND TRAINING PROGRAM
INCLUDES MILITARY ASSISTANCE SERVICE FUNDED AND EMERGENCY DRAWDOWNS

	FY 1950 FY 1991	FY 1992	FY 1993	FY 1994	FY 1995	FY 1996
WORLDWIDE	588,387	6,416	6,500	2,624	2,659	3,470
EAST ASIA AND PACIFIC	296,092	972	863	215	360	498
CAMBODIA	67,482	-	-	5	9	49
FIJI	112	-	-	-	-	-
INDOCHINA	434	-	-	-	-	-
INDONESIA	7,860	195	-	-	-	17
JAPAN	15,721	-	-	-	-	-
KOREA (SEOUL) A/	38,127	257	125	7	7	4
LAOS A/	44,500	-	-	-	-	-
MALAYSIA	2,163	3	-	25	47	84
MONGOLIA	-	8	7	1	7	3
MYANMAR	1,227	-	-	-	-	-
PAPUA NEW GUINEA	128	17	13	3	14	17
REP OF PHILIPPINES A/	22,576	474	405	94	120	114
SINGAPORE	248	6	8	2	3	4
SOLOMON ISLANDS	44	3	3	1	9	10
TAIWAN	25,597	-	-	-	-	-
THAILAND A/	21,850	1	288	73	121	171
TONGA	88	8	10	1	8	8
VANUATU	-	-	3	1	8	10
VIETNAM A/	47,935	-	-	-	-	-
WESTERN SAMOA	-	-	1	2	7	7
NEAR EAST AND SOUTH ASIA	43,358	836	863	340	444	486
AFGHANISTAN	487	-	-	-	-	-
ALGERIA	141	17	16	5	7	7
BAHRAIN	-	35	35	9	20	19
BANGLADESH	675	58	59	14	12	25
EGYPT	2,739	250	233	52	74	63
INDIA	926	31	41	8	10	21
IRAN	11,049	-	-	-	-	-
IRAQ	410	-	-	-	-	-
ISRAEL	80	-	-	-	-	-
JORDAN	7,126	98	78	71	82	107
LEBANON	2,433	-	51	59	67	74
LIBYA	567	-	-	-	-	-
MALDIVES	60	10	10	-	5	8
MOROCCO	4,186	99	123	34	36	41
NEPAL	230	19	19	9	7	10
OMAN	209	16	24	9	20	22
PAKISTAN	6,242	-	-	-	-	-
SAUDI ARABIA	1,434	-	-	-	-	-
SRI LANKA	368	36	29	10	10	14
SYRIA	20	-	-	-	-	-

AS OF 30 SEP 01

SUMMARY OF STUDENTS TRAINED UNDER INTERNATIONAL MILITARY EDUCATION AND TRAINING PROGRAM
INCLUDES MILITARY ASSISTANCE SERVICE FUNDED AND EMERGENCY DRAWDOWNS

FY 1997	FY 1998	FY 1999	FY 2000	FY 2001	FY 1950 FY 2001	
3,450	8,069	9,000	8,216	8,386	647,177	WORLDWIDE
363	871	930	648	664	302,476	EAST ASIA AND PACIFIC
15	-	-	-	-	67,560	CAMBODIA
-	-	1	22	-	135	FIJI
-	-	-	-	-	434	INDOCHINA
7	14	79	-	-	8,172	INDONESIA
-	-	-	-	-	15,721	JAPAN
-	-	-	-	-	38,527	KOREA (SEOUL) A/
-	-	-	-	-	44,500	LAOS A/
58	57	152	126	66	2,781	MALAYSIA
10	194	99	130	148	607	MONGOLIA
-	-	-	-	-	1,227	MYANMAR
4	38	86	96	80	496	PAPUA NEW GUINEA
118	149	214	90	129	24,483	REP OF PHILIPPINES A/
-	-	-	-	-	271	SINGAPORE
6	72	29	19	34	230	SOLOMON ISLANDS
-	-	-	-	-	25,597	TAIWAN
120	215	181	94	152	23,266	THAILAND A/
10	35	28	1	4	201	TONGA
3	2	39	2	27	95	VANUATU
-	-	-	-	-	47,935	VIETNAM A/
12	95	22	68	24	238	WESTERN SAMOA
575	737	812	735	634	49,820	NEAR EAST AND SOUTH ASIA
-	-	-	-	-	487	AFGHANISTAN
5	8	12	9	9	236	ALGERIA
21	30	34	28	21	252	BAHRAIN
23	26	78	31	36	1,037	BANGLADESH
72	73	82	62	64	3,764	EGYPT
18	13	6	18	24	1,116	INDIA
-	-	-	-	-	11,049	IRAN
-	-	-	-	-	410	IRAQ
-	-	-	-	-	80	ISRAEL
171	163	196	163	150	8,405	JORDAN
100	139	163	129	99	3,314	LEBANON
-	-	-	-	-	567	LIBYA
8	8	6	6	7	128	MALDIVES
34	77	50	46	81	4,807	MOROCCO
15	15	13	43	12	392	NEPAL
17	21	40	102	25	505	OMAN
-	-	-	-	-	6,242	PAKISTAN
-	-	-	-	-	1,434	SAUDI ARABIA
16	66	9	10	53	621	SRI LANKA
-	-	-	-	-	20	SYRIA

AS OF 30 SEP 01

SUMMARY OF STUDENTS TRAINED UNDER INTERNATIONAL MILITARY EDUCATION AND TRAINING PROGRAM (CONTINUED)
INCLUDES MILITARY ASSISTANCE SERVICE FUNDED AND EMERGENCY DRAWDOWNS

	FY 1950 FY 1991	FY 1992	FY 1993	FY 1994	FY 1995	FY 1996
NEAR EAST AND SOUTH ASIA (CONTINUED)						
TUNISIA	3,139	167	145	60	94	74
YEMEN	837	-	-	-	-	1
EUROPE	112,181	773	938	431	524	724
ALBANIA	-	7	4	12	13	22
AUSTRIA	569	-	-	7	4	5
BELARUS	-	-	5	4	8	7
BELGIUM	5,118	-	-	-	-	-
BOSNIA-HERZEGOVINA	-	-	-	-	-	9
BULGARIA	-	24	24	23	16	28
CROATIA	-	-	-	-	14	18
CZECH REPUBLIC	-	-	43	25	32	44
CZECHOSLOVAKIA	19	43	11	-	-	-
DENMARK	4,657	-	-	-	-	-
ESTONIA	-	3	15	18	9	13
FINLAND	178	-	-	2	2	3
FRANCE	14,402	-	-	-	-	-
GEORGIA	-	-	-	3	4	14
GERMANY	1,535	-	-	-	-	-
GREECE	17,247	107	122	28	6	7
HUNGARY	18	49	51	44	35	58
ICELAND	98	-	-	-	-	-
IRELAND	8	-	-	-	-	-
ITALY	9,622	-	-	-	-	-
KAZAKHSTAN	-	-	14	2	3	14
KYRGYZSTAN	-	-	-	1	2	10
LATVIA	-	3	12	19	15	11
LITHUANIA	-	3	12	12	11	19
LUXEMBOURG	168	-	-	-	-	-
MACEDONIA (FYROM)	-	-	-	-	8	12
MALTA	37	7	13	7	5	5
MOLDOVA	-	-	-	1	5	13
NETHERLANDS	6,506	-	-	-	-	-
NORWAY	5,506	-	-	-	-	-
POLAND	16	47	61	29	39	51
PORTUGAL	4,943	83	73	41	60	47
ROMANIA	-	-	24	13	24	42
RUSSIA	-	8	35	26	25	45
SLOVAKIA	-	-	12	14	14	25
SLOVENIA	-	-	5	9	10	21
SPAIN	13,586	101	69	5	4	5
TURKEY	23,056	282	305	64	109	121
TURKMENISTAN	-	-	-	1	3	9

AS OF 30 SEP 01

SUMMARY OF STUDENTS TRAINED UNDER INTERNATIONAL MILITARY EDUCATION AND TRAINING PROGRAM (CONTINUED)
INCLUDES MILITARY ASSISTANCE SERVICE FUNDED AND EMERGENCY DRAWDOWNS

FY 1997	FY 1998	FY 1999	FY 2000	FY 2001	FY 1950 FY 2001	
						NEAR EAST AND SOUTH ASIA (CONTINUED)
72	89	118	82	44	4,084	TUNISIA
3	9	5	6	9	870	YEMEN
746	2,939	2,678	2,619	2,904	127,457	EUROPE
27	84	126	109	128	532	ALBANIA
-	-	-	-	-	585	AUSTRIA
6	2	-	-	-	32	BELARUS
-	-	-	-	-	5,118	BELGIUM
14	118	106	55	54	356	BOSNIA-HERZEGOVINA
38	36	118	90	53	450	BULGARIA
40	172	165	136	194	739	CROATIA
37	123	178	128	232	842	CZECH REPUBLIC
-	-	-	-	-	73	CZECHOSLOVAKIA
-	-	-	-	-	4,657	DENMARK
26	75	48	42	46	295	ESTONIA
-	-	-	-	-	185	FINLAND
-	-	-	-	-	14,402	FRANCE
11	108	57	84	158	439	GEORGIA
-	-	-	-	-	1,535	GERMANY
2	2	2	1	1	17,525	GREECE
49	321	197	143	103	1,068	HUNGARY
-	-	-	-	-	98	ICELAND
-	-	-	-	-	8	IRELAND
-	-	-	-	-	9,622	ITALY
14	16	11	18	12	104	KAZAKHSTAN
8	92	13	9	11	146	KYRGYZSTAN
29	51	74	157	179	550	LATVIA
27	97	65	28	33	307	LITHUANIA
-	-	-	-	-	168	LUXEMBOURG
13	93	71	157	32	386	MACEDONIA (FYROM)
10	38	8	8	37	175	MALTA
12	106	46	62	31	276	MOLDOVA
-	-	-	-	-	6,506	NETHERLANDS
-	-	-	-	-	5,506	NORWAY
57	158	248	182	64	952	POLAND
30	122	126	12	80	5,617	PORTUGAL
44	235	281	113	284	1,060	ROMANIA
48	251	11	248	84	781	RUSSIA
31	197	105	100	99	597	SLOVAKIA
30	52	75	183	205	590	SLOVENIA
-	-	-	-	-	13,770	SPAIN
84	194	180	204	235	24,834	TURKEY
10	11	6	6	5	51	TURKMENISTAN

AS OF 30 SEP 01

SUMMARY OF STUDENTS TRAINED UNDER INTERNATIONAL MILITARY EDUCATION AND TRAINING PROGRAM (CONTINUED)
INCLUDES MILITARY ASSISTANCE SERVICE FUNDED AND EMERGENCY DRAWDOWNS

	FY 1950 FY 1991	FY 1992	FY 1993	FY 1994	FY 1995	FY 1996
EUROPE (CONTINUED)						
UKRAINE	-	6	28	21	39	36
UNITED KINGDOM	3,970	-	-	-	-	-
UZBEKISTAN	-	-	-	-	5	10
YUGOSLAVIA	922	-	-	-	-	-
AFRICA	16,007	800	954	256	281	372
ANGOLA	-	-	-	-	-	-
BENIN	63	9	12	6	5	14
BOTSWANA	508	67	72	23	26	36
BURKINA FASO	98	-	-	-	-	-
BURUNDI	124	12	31	-	5	3
CAMEROON	218	30	29	8	-	5
CAPE VERDE	53	10	10	-	2	2
CENTRAL AFRICAN REP	111	18	18	-	10	5
CHAD	188	32	42	12	3	-
COMOROS	30	6	12	-	-	2
CONGO (BRAZZAVILLE)	34	10	15	4	6	7
CONGO (KINSHASA)	1,587	-	-	-	-	-
DJIBOUTI	120	2	17	6	8	7
EQUATORIAL GUINEA	54	5	-	-	-	-
ERITREA	-	-	-	3	19	18
ETHIOPIA	3,918	-	12	5	25	33
GABON	90	6	6	-	-	-
GAMBIA	70	15	13	7	-	-
GHANA	791	26	38	14	16	16
GUINEA	123	11	16	4	6	1
GUINEA-BISSAU	39	11	18	5	5	3
IVORY COAST	202	17	21	6	7	7
KENYA	1,764	109	80	21	18	24
LESOTHO	36	18	22	-	3	9
LIBERIA	1,235	-	-	-	-	-
MADAGASCAR	63	11	26	-	-	4
MALAWI	235	11	15	11	7	10
MALI	266	11	18	6	6	9
MAURITANIA	64	-	-	-	-	-
MAURITIUS	-	10	9	-	-	-
MOZAMBIQUE	4	13	12	-	5	8
NAMIBIA	20	29	40	14	9	13
NIGER	242	29	28	9	10	2
NIGERIA	695	53	19	-	-	-
RWANDA	57	6	14	1	2	5
SAO TOME & PRINCIPE	31	10	10	-	1	2
SENEGAL	449	43	62	21	31	29

AS OF 30 SEP 01

SUMMARY OF STUDENTS TRAINED UNDER INTERNATIONAL MILITARY EDUCATION AND TRAINING PROGRAM (CONTINUED)
INCLUDES MILITARY ASSISTANCE SERVICE FUNDED AND EMERGENCY DRAWDOWNS

FY 1997	FY 1998	FY 1999	FY 2000	FY 2001	FY 1950 FY 2001	
						EUROPE (CONTINUED)
41	105	347	311	543	1,477	UKRAINE
-	-	-	-	-	3,970	UNITED KINGDOM
8	80	14	33	1	151	UZBEKISTAN
-	-	-	-	-	922	YUGOSLAVIA
381	1,135	1,809	1,530	1,606	25,131	AFRICA
5	-	-	-	-	5	ANGOLA
19	32	80	64	56	360	BENIN
30	35	56	57	103	1,013	BOTSWANA
-	-	-	-	-	98	BURKINA FASO
-	-	-	-	-	175	BURUNDI
6	14	38	12	10	370	CAMEROON
7	6	2	5	5	102	CAPE VERDE
5	5	2	2	4	180	CENTRAL AFRICAN REP
6	5	53	7	10	358	CHAD
2	5	1	-	-	58	COMOROS
6	-	-	-	-	82	CONGO (BRAZZAVILLE)
-	-	-	-	-	1,587	CONGO (KINSHASA)
5	4	6	3	4	182	DJIBOUTI
-	-	-	-	-	59	EQUATORIAL GUINEA
20	18	10	-	7	95	ERITREA
10	21	7	2	-	4,033	ETHIOPIA
-	-	-	3	1	106	GABON
-	-	-	-	-	105	GAMBIA
18	57	29	58	49	1,112	GHANA
2	3	8	73	88	335	GUINEA
6	3	-	1	2	93	GUINEA-BISSAU
9	56	56	1	-	382	IVORY COAST
19	71	132	107	52	2,397	KENYA
10	9	77	68	64	316	LESOTHO
-	-	-	-	-	1,235	LIBERIA
5	29	83	26	7	254	MADAGASCAR
18	24	105	128	66	630	MALAWI
7	71	59	68	52	573	MALI
-	-	-	-	-	64	MAURITANIA
5	5	4	24	45	102	MAURITIUS
6	63	59	66	10	246	MOZAMBIQUE
11	10	8	10	14	178	NAMIBIA
-	-	-	-	9	329	NIGER
-	-	7	115	23	912	NIGERIA
14	54	52	8	-	213	RWANDA
2	2	2	2	2	64	SAO TOME & PRINCIPE
30	108	171	69	46	1,059	SENEGAL

SUMMARY OF STUDENTS TRAINED UNDER INTERNATIONAL MILITARY EDUCATION AND TRAINING PROGRAM (CONTINUED)
INCLUDES MILITARY ASSISTANCE SERVICE FUNDED AND EMERGENCY DRAWDOWNS

	FY 1950 FY 1991	FY 1992	FY 1993	FY 1994	FY 1995	FY 1996
AFRICA (CONTINUED)						
SEYCHELLES	27	9	10	-	1	2
SIERRA LEONE	114	15	43	-	5	11
SOMALIA	541	-	-	-	-	-
SOUTH AFRICA	-	-	-	4	15	35
SUDAN	1,130	-	-	-	-	-
SWAZILAND	89	24	24	-	3	5
TANZANIA	39	22	26	8	5	6
TOGO	67	-	-	-	-	-
UGANDA	105	28	31	12	10	17
ZAMBIA	-	18	28	4	7	8
ZIMBABWE	313	44	55	42	-	14
WESTERN HEMISPHERE	120,687	3,035	2,880	1,382	1,048	1,389
ANTIGUA & BARBUDA	107	3	5	1	1	11
ARGENTINA	4,292	87	74	36	12	65
BAHAMAS	246	29	43	6	9	18
BARBADOS	233	1	2	1	3	12
BELIZE	350	33	32	6	6	31
BOLIVIA	5,658	184	167	66	41	74
BRAZIL	8,833	18	37	17	19	38
CHILE	7,077	183	172	160	172	174
COLOMBIA	18,842	812	1,000	545	274	28
COSTA RICA	1,582	69	82	27	18	45
CUBA	523	-	-	-	-	-
DOMINICA	141	4	14	4	6	6
DOMINICAN REPUBLIC	6,210	158	157	50	20	70
ECUADOR	8,898	209	141	111	64	135
EL SALVADOR	6,671	168	54	65	24	68
GRENADA	208	31	20	9	6	9
GUATEMALA	4,340	14	42	5	-	-
GUYANA	58	18	24	3	17	26
HAITI	956	-	-	-	5	9
HONDURAS	7,774	289	286	113	108	105
JAMAICA	1,042	171	135	11	9	54
MEXICO	2,033	182	157	45	58	221
NICARAGUA	5,740	-	-	-	-	-
PANAMA	6,766	-	-	-	-	-
PARAGUAY	2,293	38	51	10	15	10
PERU	9,674	16	-	-	59	26
ST KITTS AND NEVIS	164	29	20	5	6	11
ST LUCIA	159	25	17	12	8	9
ST VINCENT + GREN.	175	33	28	5	8	10
SURINAME	31	-	-	-	2	17

SUMMARY OF STUDENTS TRAINED UNDER INTERNATIONAL MILITARY EDUCATION AND TRAINING PROGRAM (CONTINUED)
INCLUDES MILITARY ASSISTANCE SERVICE FUNDED AND EMERGENCY DRAWDOWNS

FY 1997	FY 1998	FY 1999	FY 2000	FY 2001	FY 1950 FY 2001	
						AFRICA (CONTINUED)
3	9	28	1	1	91	SEYCHELLES
-	-	-	-	7	195	SIERRA LEONE
-	-	-	-	-	541	SOMALIA
38	204	551	447	792	2,086	SOUTH AFRICA
-	-	-	-	-	1,130	SUDAN
6	7	6	17	42	223	SWAZILAND
-	45	8	8	11	178	TANZANIA
5	-	-	-	9	81	TOGO
24	40	20	18	-	305	UGANDA
10	69	51	42	15	252	ZAMBIA
12	51	38	18	-	587	ZIMBABWE
1,385	2,387	2,771	2,684	2,578	142,226	WESTERN HEMISPHERE
13	16	16	12	10	195	ANTIGUA & BARBUDA
72	211	197	191	210	5,447	ARGENTINA
12	16	17	10	12	418	BAHAMAS
9	6	6	9	6	288	BARBADOS
29	32	33	20	18	590	BELIZE
68	66	76	88	73	6,561	BOLIVIA
41	19	30	22	26	9,100	BRAZIL
167	187	174	201	348	9,015	CHILE
-	261	611	763	513	23,649	COLOMBIA
52	101	53	69	51	2,149	COSTA RICA
-	-	-	-	-	523	CUBA
5	7	6	7	4	204	DOMINICA
70	47	47	36	58	6,923	DOMINICAN REPUBLIC
109	141	162	94	107	10,171	ECUADOR
27	241	181	143	243	7,885	EL SALVADOR
7	10	6	6	5	317	GRENADA
29	83	103	19	33	4,668	GUATEMALA
22	17	20	16	15	236	GUYANA
19	107	2	39	-	1,137	HAITI
112	197	221	208	111	9,524	HONDURAS
66	87	57	118	70	1,820	JAMAICA
192	165	194	95	116	3,458	MEXICO
4	26	55	135	76	6,036	NICARAGUA
-	-	2	12	17	6,797	PANAMA
27	22	57	42	38	2,603	PARAGUAY
53	99	44	55	60	10,086	PERU
10	8	26	9	9	297	ST KITTS AND NEVIS
5	8	6	9	3	261	ST LUCIA
6	7	8	5	6	291	ST VINCENT + GREN.
10	18	86	72	86	322	SURINAME

AS OF 30 SEP 01

SUMMARY OF STUDENTS TRAINED UNDER INTERNATIONAL MILITARY EDUCATION AND TRAINING PROGRAM (CONTINUED)
INCLUDES MILITARY ASSISTANCE SERVICE FUNDED AND EMERGENCY DRAWDOWNS

	FY 1950 FY 1991	FY 1992	FY 1993	FY 1994	FY 1995	FY 1996
WESTERN HEMISPHERE (CONTINUED)						
TRINIDAD + TOBAGO	120	11	3	3	-	8
URUGUAY	3,169	64	61	26	15	30
VENEZUELA	6,322	156	56	40	63	69
INTERNATL. ORG. AND VARIOUS	13	-	-	-	-	-
GEN. AND REG. COSTS	49	-	2	-	2	1

NOTE: PRIOR TO 1998 THE NUMBER OF STUDENTS TRAINED UNDER THE IMET PROGRAM CONTAINED IN THIS DOCUMENT WILL NOT AGREE WITH THE NUMBERS OF STUDENTS TRAINED AS PORTRAYED IN THE CONGRESSIONAL PRESENTATION FOR FOREIGN OPERATIONS BECAUSE THE CONGRESSIONAL PRESENTATION DATA CONTAINS THE TOTAL NUMBER OF STUDENTS TRAINED BY EACH MOBILE TRAINING TEAM (MTT); WHEREAS, THE DATA IN THIS DOCUMENT COUNTS ONLY THE MTT ITSELF AND NOT THE TOTAL NUMBER OF STUDENTS TRAINED BY EACH MTT.

A/ DURING THE PERIOD FY 66-75, GRANT AID FUNDING IN SUPPORT OF ACTIVITIES IN SOUTHEAST ASIA WAS A PART OF THE REGULAR DOD APPROPRIATION AND WAS IDENTIFIED FOR PROGRAMMING PURPOSES AS MILITARY ASSISTANCE SERVICE FUNDED (MASF) PROGRAMS. THE FUNDS WERE USED FOR PROVIDING MILITARY EQUIPMENT AND RELATED SERVICES AND TRAINING TO THOSE COUNTRIES ENGAGED IN THE HOSTILITIES IN SOUTHEAST ASIA, I.E., KOREA, LAOS, PHILIPPINES, THAILAND, AND VIETNAM.

SUMMARY OF STUDENTS TRAINED UNDER INTERNATIONAL MILITARY EDUCATION AND TRAINING PROGRAM (CONTINUED)
INCLUDES MILITARY ASSISTANCE SERVICE FUNDED AND EMERGENCY DRAWDOWNS

FY 1997	FY 1998	FY 1999	FY 2000	FY 2001	FY 1950 FY 2001	
						WESTERN HEMISPHERE (CONTINUED)
12	18	15	12	8	210	TRINIDAD + TOBAGO
65	72	78	74	127	3,781	URUGUAY
72	92	182	93	119	7,264	VENEZUELA
-	-	-	-	-	13	INTERNATL. ORG. AND VARIOUS
-	-	-	-	-	54	GEN. AND REG. COSTS

PAGE INTENTIONALLY LEFT BLANK

FOREIGN MILITARY SALES, FOREIGN MILITARY CONSTRUCTION SALES AND MILITARY ASSISTANCE FACTS

AS OF SEPTEMBER 30, 2002

NOTE: THIS PUBLICATION IS AVAILABLE ON THE DSCA WEB SITE AT WWW.DSCA.OSD.MIL AND CAN BE DOWNLOADED IN HARD COPY FORMAT.

PUBLISHED BY
DEPUTY FOR FINANCIAL MANAGEMENT
COMPTROLLER, DSCA

TABLE OF CONTENTS

NARRATIVE DESCRIPTION OF STATISTICAL TABLES iv
GRAPH - FOREIGN MILITARY SALES AGREEMENTS (DEFENSE ARTICLES & SERVICES AND CONSTRUCTION 1
*FOREIGN MILITARY SALES AGREEMENTS 2
*FOREIGN MILITARY CONSTRUCTION SALES AGREEMENTS. 12
GRAPH - FOREIGN MILITARY SALES DELIVERIES (DEFENSE ARTICLES & SERVICES AND CONSTRUCTION 17
*FOREIGN MILITARY SALES DELIVERIES 18
*FOREIGN MILITARY CONSTRUCTION SALES DELIVERIES. 28
GRAPH - FOREIGN MILITARY FINANCING PROGRAM 33
FOREIGN MILITARY FINANCING PROGRAM 34
COMMERCIAL EXPORTS LICENSED UNDER ARMS EXPORT CONTROL ACT 62
MILITARY ASSISTANCE PROGRAM MERGER FUNDS. 74
GRAPH - MILITARY ASSISTANCE PROGRAM 79
MILITARY ASSISTANCE PROGRAM 80
GRAPH - MILITARY ASSISTANCE PROGRAM DELIVERIES/EXPENDITURES 89
MILITARY ASSISTANCE PROGRAM DELIVERIES/EXPENDITURES 90
MAP EXCESS DEFENSE ARTICLES PROGRAM - ACQUISITION COST. 96
MAP EXCESS DEFENSE ARTICLES DELIVERED - ACQUISITION COST. 100
GRAPH - IMET PROGRAM/DELIVERIES 105
INTERNATIONAL MILITARY EDUCATION AND TRAINING PROGRAM/DELIVERIES. 106
SUMMARY OF STUDENTS TRAINED UNDER IMET. 116

*The data in this publication regarding Foreign Military Sales Agreements and Deliveries portrays only sales and deliveries of defense articles and defense services. In accordance with Section 29 of the Arms Export Control Act, Foreign Military Construction Sales Agreements and Deliveries are shown separately in tables on pages 12 and 28 of this publication.

NARRATIVE DESCRIPTION OF STATISTICAL TABLES

1. **FOREIGN MILITARY SALES (FMS) AGREEMENTS** - Total dollar value of defense articles and defense services purchased with cash, credit, and MAP Merger Funds by a foreign government or international organization in any fiscal year. Also see Item 7, Military Assistance Program Merger Funds.

2. **FOREIGN MILITARY SALES (FMS) DELIVERIES** - Total dollar value of defense articles and defense services delivered to a foreign government or international organization in any fiscal year. After implementing an FMS agreement, the responsible military department directs release of materiel from stocks or procurement or provision of services or training. As execution progresses, the military department reports accrued expenditures and physical deliveries within 30 days of date of shipment or performance.

3. **FOREIGN MILITARY CONSTRUCTION SALES (FMCS) AGREEMENTS** - Total dollar value of design and construction services purchased by a foreign government in any fiscal year.

4. **FOREIGN MILITARY CONSTRUCTION SALES (FMCS) DELIVERIES** - Total dollar value of disbursements against design and construction services provided to a foreign government in any fiscal year. Also see Item 2, Foreign Military Sales Deliveries.

5. **FOREIGN MILITARY FINANCING (FMF) PROGRAM** - The amount of credit extended to a foreign government or international organization in any fiscal year for the procurement of defense articles, defense services, and design and construction services. Such procurements may be from U.S. military departments under FMS/FMCS, or may be negotiated directly with U.S. commercial suppliers following the approval of DoD. FMF credits are issued in the form of DoD direct loans which require repayment, or DoD direct loans for which repayment has been waived by the Congress. Annual foreign military financing programs may be applied to FMS/FMCS or commercial procurement contracts negotiated in prior, current or subsequent years within the parameters of the applicable purchase and loan financing agreements.

6. **COMMERCIAL EXPORTS** - The total dollar value of deliveries made against purchases of munitions-controlled items by foreign governments directly from U.S. manufacturers. The data are compiled by the Office of Defense Trade Controls (DTC), Department of

NARRATIVE DESCRIPTION OF STATISTICAL TABLES (Continued)

State, from shippers' export documents and completed licenses returned to DTC from ports of exit by the U.S. Customs Service.

7. **MILITARY ASSISTANCE PROGRAM (MAP) MERGER FUNDS** - Approved funds which are transferred to the FMS Trust Fund and merged with countries' FMS funds. MAP "merger" funds are non-repayable, and may be used solely to meet obligations of the recipient countries for payment of FMS/FMCS purchases; they are not available to finance procurements from U.S. commercial suppliers.

8. **MILITARY ASSISTANCE PROGRAM (MAP)** - The dollar amount of materiel and services (other than training) programmed for a particular foreign country in any fiscal year for which the U.S. Government receives no dollar reimbursement.

9. **MILITARY ASSISTANCE PROGRAM (MAP) DELIVERIES/EXPENDITURES** - The dollar amount of materiel and services (other than training) delivered or expended against amounts programmed in the current fiscal year or prior fiscal years.

10. **EXCESS DEFENSE ARTICLES PROGRAM - ACQUISITION COST** - Total dollar value of excess defense articles transferred to a foreign country or international organization at the original acquisition cost. Excess defense articles are defined as being owned by the U.S. Government and not procured in anticipation of military assistance or sales requirements, or pursuant to a military assistance or sales order, which are excess to Department of Defense requirements at the time such articles are dropped from inventory by the supplying agency.

11. **EXCESS DEFENSE ARTICLES DELIVERED - ACQUISITION COST** - Total dollar value of excess defense articles delivered to a recipient country in any fiscal year at original acquisition cost.

12. **INTERNATIONAL MILITARY EDUCATION & TRAINING (IMET) PROGRAM/DELIVERIES** - The dollar value allocated in any fiscal year for the training of foreign military students both overseas and in the continental United States, and the cost of training aids and materials associated with such training, for which the U.S. Government receives no dollar reimbursement. This program is considered fully delivered when funded.

FOREIGN MILITARY SALES AGREEMENTS
INCLUDES CONSTRUCTION
(Dollars in Billions)

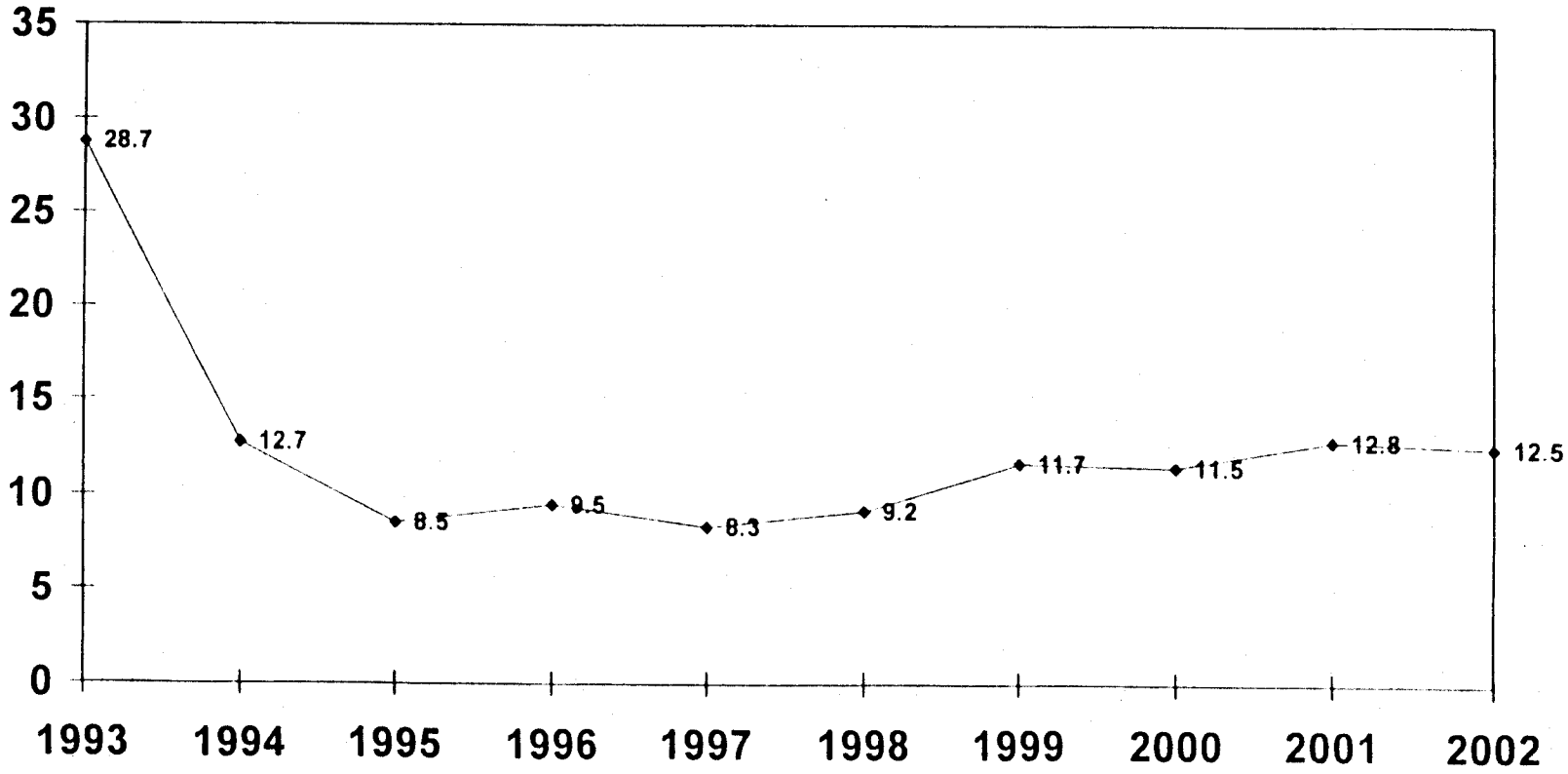

FOREIGN MILITARY SALES AGREEMENTS

(DOLLARS IN THOUSANDS)

	FY 1950 FY 1992	FY 1993	FY 1994	FY 1995	FY 1996	FY 1997
WORLDWIDE	212,086,762	28,519,505	12,669,748	8,477,313	9,311,135	8,278,465
EAST ASIA AND PACIFIC	38,331,520	7,899,080	3,211,109	1,907,378	2,517,270	2,149,291
AUSTRALIA	7,652,935	263,587	216,324	150,641	169,772	286,224
BRUNEI	414	-	-	40	-	122
CAMBODIA	-	-	-	1,697	540	830
CHINA	259,714	-	-	-	-	-
FIJI	1,829	-	-	12	-	-
INDOCHINA	8,542	-	-	-	-	-
INDONESIA	691,517	22,331	9,890	11,486	28,098	723
JAPAN	6,975,506	1,342,258	724,481	669,321	501,414	327,723
KOREA (SEOUL)	8,029,293	217,143	353,559	455,956	853,526	766,776
LAOS	-	-	-	-	-	991
MALAYSIA	191,514	803	709,172	22,941	5,245	11,120
MONGOLIA	-	-	-	-	-	-
MYANMAR	8,734	-	-	-	-	-
NEW ZEALAND	290,147	9,133	15,349	9,010	6,766	24,163
PAPUA NEW GUINEA	327	-	-	-	-	-
REP OF PHILIPPINES	942,960	77,288	19,443	14,388	18,681	18,658
SINGAPORE	1,214,348	94,047	572,529	183,441	303,424	187,088
TAIWAN	8,817,760	5,512,966	357,859	208,123	446,976	352,458
THAILAND	3,244,564	359,524	232,491	180,323	182,787	172,416
TONGA	250	-	12	-	43	-
UNTAET	-	-	-	-	-	-
VIETNAM	1,167	-	-	-	-	-
NEAR EAST AND SOUTH ASIA	99,017,870	14,005,469	4,664,637	2,308,102	3,868,396	2,216,687
AFGHANISTAN	-	-	-	-	-	-
ALGERIA	6,029	-	-	-	-	-
BAHRAIN	887,639	96,567	34,306	46,501	95,617	59,264
BANGLADESH	2,831	-	-	7,529	-	1,556
EGYPT	13,308,576	432,318	407,758	1,005,843	1,262,475	956,530
INDIA	85,884	4	-	*	-	297
IRAN	10,827,434	-	-	-	-	-
IRAQ	13,152	-	-	-	-	-
ISRAEL	14,198,569	160,906	2,127,635	619,043	827,997	504,819
JORDAN	1,818,606	14,461	38,394	12,977	195,104	17,390
KUWAIT	3,908,715	2,700,834	170,618	77,514	230,992	48,962
LEBANON	558,464	2,353	29,247	64,299	15,823	16,709
LIBYA	28,249	-	-	-	-	-
MOROCCO	1,041,972	11,109	15,218	12,391	6,103	5,126
NEPAL	1,255	-	-	-	-	-
OMAN	159,111	6,082	1,311	6,744	2,668	7,467
PAKISTAN	3,658,120	-	-	78	-	97
QATAR	3,925	305	4,109	-	-	-
SAUDI ARABIA	46,173,289	10,539,187	1,589,726	440,568	1,222,470	576,270

TOTALS MAY NOT ADD DUE TO ROUNDING

* LESS THAN $500

AS OF 30 SEP 02

FOREIGN MILITARY SALES AGREEMENTS

(DOLLARS IN THOUSANDS)

FY 1998	FY 1999	FY 2000	FY 2001	FY 2002	FY 1950 FY 2002	
8,807,324	11,409,275	11,227,479	12,677,929	12,436,940	335,901,875	WORLDWIDE
1,721,790	2,520,269	1,992,815	2,384,765	3,288,914	67,924,204	EAST ASIA AND PACIFIC
237,435	441,353	421,098	162,459	171,443	10,173,269	AUSTRALIA
-	-	356	-	-	931	BRUNEI
1,534	200	694	325	424	6,244	CAMBODIA
-	-	-	-	-	259,714	CHINA
-	-	-	-	-	1,842	FIJI
-	-	-	-	-	8,542	INDOCHINA
213	370	-	-	-	764,630	INDONESIA
348,031	230,631	515,882	368,014	946,096	12,949,357	JAPAN
293,777	530,828	600,575	771,283	1,843,006	14,715,722	KOREA (SEOUL)
184	-	-	254	-	1,429	LAOS
1,244	27,974	5,025	3,014	23,544	1,001,597	MALAYSIA
-	-	-	2,100	287	2,387	MONGOLIA
-	-	-	-	-	8,734	MYANMAR
14,457	10,980	6,335	56,686	5,970	448,993	NEW ZEALAND
-	-	-	-	-	327	PAPUA NEW GUINEA
10,869	9,641	13,754	7,067	14,262	1,147,011	REP OF PHILIPPINES
181,340	659,900	110,751	656,287	152,116	4,315,270	SINGAPORE
590,436	554,509	134,682	270,012	70,977	17,316,758	TAIWAN
42,269	53,883	183,665	87,265	58,993	4,798,179	THAILAND
-	-	-	-	-	305	TONGA
-	-	-	-	1,796	1,796	UNTAET
-	-	-	-	-	1,167	VIETNAM
4,462,682	5,434,635	3,882,194	5,804,486	5,144,038	150,809,196	NEAR EAST AND SOUTH ASIA
-	-	-	-	6,066	6,066	AFGHANISTAN
-	323	200	50	-	6,602	ALGERIA
321,437	52,411	178,621	128,169	103,890	2,004,422	BAHRAIN
31,708	-	2,050	886	-	46,560	BANGLADESH
972,768	2,039,829	1,581,640	1,669,000	1,040,908	24,677,645	EGYPT
-	-	-	-	138,279	224,463	INDIA
-	-	-	-	-	10,827,434	IRAN
-	-	-	-	-	13,152	IRAQ
653,799	2,395,518	782,629	2,844,914	697,986	25,813,815	ISRAEL
17,668	14,556	120,195	121,833	128,614	2,499,798	JORDAN
121,144	85,336	200,254	284,514	1,021,823	8,850,706	KUWAIT
12,319	1,568	6,912	5,451	1,341	714,485	LEBANON
-	-	-	-	-	28,249	LIBYA
1,389	3,602	6,916	8,795	9,831	1,122,452	MOROCCO
-	-	585	-	3,378	5,218	NEPAL
3,078	4,196	4,248	4,160	825,798	1,024,861	OMAN
37	-	-	-	29,481	3,687,813	PAKISTAN
-	-	-	32	1,176	9,547	QATAR
2,248,381	787,126	719,089	586,588	884,954	65,767,648	SAUDI ARABIA

TOTALS MAY NOT ADD DUE TO ROUNDING

* LESS THAN $500

AS OF 30 SEP 02

FOREIGN MILITARY SALES AGREEMENTS (CONTINUED)

(DOLLARS IN THOUSANDS)

	FY 1950 FY 1992	FY 1993	FY 1994	FY 1995	FY 1996	FY 1997
NEAR EAST AND SOUTH ASIA (CONTINUED)						
SRI LANKA	1,810	-	185	42	103	74
SYRIA	1	-	-	-	-	-
TUNISIA	606,905	22,966	16,909	10,568	7,204	17,037
UNITED ARAB EMIRATES	-	-	-	-	-	-
UNITED ARAB EMIRATES	1,401,957	18,379	229,222	4,005	1,840	5,089
YEMEN	325,376	-	-	-	-	-
EUROPE	61,807,020	5,620,556	4,022,214	3,462,376	2,107,605	2,916,790
ALBANIA	-	-	5	-	3,384	709
AUSTRIA	297,151	2,841	26,255	9,132	10,070	20,639
BELGIUM	3,050,406	328,775	19,679	24,876	59,138	122,129
BOSNIA-HERZEGOVINA	-	-	-	-	87	1,305
BULGARIA	-	-	-	-	*	3,949
CROATIA	-	-	-	-	-	-
CZECH REPUBLIC	-	-	-	-	6,375	2,210
DENMARK	1,687,890	303,556	47,799	33,392	128,947	32,219
ESTONIA	-	15	-	29	681	833
FINLAND	2,443,478	63	580,930	172,876	1,832	287
FRANCE	1,197,945	49,225	45,804	672,037	21,306	102,786
GEORGIA	-	-	-	-	-	-
GERMANY	11,879,241	156,527	177,428	240,560	232,303	315,139
GREECE	3,712,290	1,337,593	283,031	195,168	259,469	206,643
HUNGARY	-	10,976	-	-	3,952	4,983
ICELAND	544	-	-	-	12	-
IRELAND	897	48	-	45	-	-
ITALY	1,828,022	99,697	44,975	30,799	78,576	40,451
KAZAKHSTAN	-	-	-	-	-	-
KYRGYZSTAN	-	-	-	-	-	-
LATVIA	-	-	6	74	370	1,360
LITHUANIA	-	-	-	327	299	2,518
LUXEMBOURG	7,939	331	344	48	3,091	3,720
MACEDONIA (FYROM)	-	-	-	-	-	1,798
MALTA	132	60	-	12	-	-
MOLDOVA	-	-	-	-	-	-
NETHERLANDS	6,034,536	633,512	41,961	909,717	149,454	245,565
NORWAY	2,295,920	365,221	124,352	12,503	340,191	68,720
POLAND	-	-	-	-	6,014	4,191
PORTUGAL	992,908	14,781	6,724	10,697	3,535	19,031
ROMANIA	-	-	-	14,129	4,749	312
SLOVAKIA	-	-	-	*	644	1,874
SLOVENIA	-	-	-	-	208	192
SPAIN	5,650,942	116,129	57,836	400,760	117,077	841,067
SWEDEN	319,182	6,227	21,848	12,229	12,073	6,441
SWITZERLAND	1,245,598	1,594,329	17,775	21,507	5,938	11,727

TOTALS MAY NOT ADD DUE TO ROUNDING * LESS THAN $500

AS OF 30 SEP 02

FOREIGN MILITARY SALES AGREEMENTS (CONTINUED)

(DOLLARS IN THOUSANDS)

FY 1998	FY 1999	FY 2000	FY 2001	FY 2002	FY 1950 FY 2002	
						NEAR EAST AND SOUTH ASIA (CONTINUED)
21	192	-	-	-	2,428	SRI LANKA
-	-	-	-	-	1	SYRIA
6,112	1,780	10,758	1,670	8,899	710,807	TUNISIA
-	16,728	266,672	146,429	239,249	669,078	UNITED ARAB EMIRATES
72,822	31,170	1,083	1,108	1,553	1,768,228	UNITED ARAB EMIRATES
-	300	345	888	811	327,720	YEMEN
1,737,275	2,610,969	4,263,526	3,342,112	2,471,808	94,362,250	EUROPE
-	1,433	2,685	2,883	5,635	16,734	ALBANIA
9,757	5,862	10,274	15,191	5,011	412,184	AUSTRIA
21,281	68,253	36,740	85,756	47,560	3,864,593	BELGIUM
187	4,209	6,892	2,210	2,152	17,041	BOSNIA-HERZEGOVINA
3,380	1,088	8,290	21,119	4,786	42,612	BULGARIA
-	-	209	277	4,092	4,579	CROATIA
2,968	9,182	11,006	8,836	20,532	61,109	CZECH REPUBLIC
9,031	152,119	15,787	47,203	94,755	2,552,697	DENMARK
5,089	2,135	5,490	3,162	7,696	25,132	ESTONIA
1,821	4,035	12,535	89,215	7,240	3,314,312	FINLAND
21,208	74,145	84,157	268,857	227,397	2,764,867	FRANCE
1,225	2,976	9,343	3,924	35,250	52,719	GEORGIA
186,773	327,501	325,811	94,620	160,651	14,096,555	GERMANY
475,783	354,001	2,087,399	811,596	339,966	10,062,938	GREECE
5,322	7,651	7,770	3,257	12,166	56,077	HUNGARY
-	-	-	-	-	556	ICELAND
-	45	-	4	9	1,047	IRELAND
92,190	59,005	160,472	805,458	190,976	3,430,621	ITALY
188	-	2,430	200	1,064	3,882	KAZAKHSTAN
-	900	1,137	-	6,217	8,254	KYRGYZSTAN
4,539	2,874	4,651	2,007	5,965	21,845	LATVIA
3,991	785	5,079	5,762	13,779	32,539	LITHUANIA
698	2,436	346	591	2,827	22,371	LUXEMBOURG
9,477	8,210	1,048	16,486	4,625	41,643	MACEDONIA (FYROM)
-	-	109	5,922	-	6,235	MALTA
752	2,752	1,834	681	2,245	8,264	MOLDOVA
235,825	117,745	424,049	264,353	156,728	9,213,446	NETHERLANDS
86,359	79,273	150,489	92,633	90,193	3,705,853	NORWAY
10,789	23,962	20,549	27,982	65,446	158,933	POLAND
11,270	237,320	5,805	23,596	160,851	1,486,519	PORTUGAL
4,881	13,176	8,657	2,616	22,044	70,563	ROMANIA
3,381	2,867	6,219	2,895	11,597	29,477	SLOVAKIA
5,640	1,888	1,004	1,322	3,103	13,356	SLOVENIA
70,197	349,895	92,702	65,441	122,821	7,884,866	SPAIN
2,425	2,881	4,683	3,241	6,731	397,961	SWEDEN
18,022	85,087	8,992	17,005	138,194	3,164,174	SWITZERLAND

TOTALS MAY NOT ADD DUE TO ROUNDING

* LESS THAN $500

AS OF 30 SEP 02

FOREIGN MILITARY SALES AGREEMENTS (CONTINUED)

(DOLLARS IN THOUSANDS)

	FY 1950 FY 1992	FY 1993	FY 1994	FY 1995	FY 1996	FY 1997
EUROPE (CONTINUED)						
TURKEY	8,266,233	485,953	1,946,744	539,849	205,614	303,344
TURKMENISTAN	-	-	-	-	-	-
UKRAINE	-	-	-	-	-	-
UNITED KINGDOM	10,812,061	114,699	578,719	161,611	452,215	550,649
UZBEKISTAN	-	-	-	-	-	-
YUGOSLAVIA	83,704	-	-	-	-	-
AFRICA	1,213,339	18,041	11,874	5,110	9,655	10,898
BENIN	76	-	240	-	-	-
BOTSWANA	16,388	2,215	1,745	89	698	423
BURUNDI	65	*	-	-	-	-
CAMEROON	47,300	25	-	-	49	-
CAPE VERDE	1,632	-	20	2	-	-
CENTRAL AFRICAN REP	577	-	-	-	-	-
CHAD	28,456	110	618	152	693	25
COMOROS	-	80	-	-	-	-
CONGO (BRAZZAVILLE)	13	-	-	-	-	-
CONGO (KINSHASA)	137,441	-	-	-	-	-
DJIBOUTI	11,992	573	284	43	163	33
EQUATORIAL GUINEA	1,509	-	-	-	-	-
ERITREA	-	-	-	190	370	1,558
ETHIOPIA	86,561	-	1,224	465	327	1,092
GABON	5,782	131	81	-	-	-
GAMBIA	898	-	1,313	-	-	-
GHANA	528	82	713	75	312	-
GUINEA	7,466	316	448	-	-	-
GUINEA-BISSAU	1,010	375	1,271	-	267	121
IVORY COAST	1,837	517	-	-	6	182
KENYA	239,801	-	1,333	2,354	5,110	816
LESOTHO	6	-	-	-	-	-
LIBERIA	44,893	-	-	-	-	-
MADAGASCAR	3,487	258	86	-	-	45
MALAWI	4,447	37	261	-	88	-
MALI	279	55	650	-	-	-
MAURITANIA	962	-	-	-	-	-
MAURITIUS	-	-	650	-	-	-
MOZAMBIQUE	-	-	-	229	1	-
NAMIBIA	134	2,150	737	60	-	426
NIGER	14,294	1,503	5	589	-	-
NIGERIA	63,775	441	-	-	-	-
RWANDA	1,522	-	-	-	144	-
SAO TOME & PRINCIPE	480	-	-	-	-	-
SENEGAL	14,277	7,288	39	299	208	1,991
SEYCHELLES	241	267	1	-	-	62

TOTALS MAY NOT ADD DUE TO ROUNDING * LESS THAN $500

AS OF 30 SEP 02

FOREIGN MILITARY SALES AGREEMENTS (CONTINUED)

(DOLLARS IN THOUSANDS)

FY 1998	FY 1999	FY 2000	FY 2001	FY 2002	FY 1950 FY 2002	
						EUROPE (CONTINUED)
316,617	335,447	399,054	146,205	210,962	13,156,023	TURKEY
-	-	657	-	975	1,632	TURKMENISTAN
1,122	1,803	10,909	3,043	4,988	21,865	UKRAINE
113,507	265,418	328,230	394,810	247,071	14,018,990	UNITED KINGDOM
1,579	2,613	34	1,754	27,506	33,486	UZBEKISTAN
-	-	-	-	-	83,704	YUGOSLAVIA
23,837	10,785	14,137	21,479	21,997	1,361,152	AFRICA
1,389	2,000	-	145	1,000	4,850	BENIN
507	311	585	928	1,350	25,239	BOTSWANA
-	-	-	-	-	65	BURUNDI
-	-	-	-	-	47,375	CAMEROON
-	1	-	-	-	1,655	CAPE VERDE
-	-	-	3	-	580	CENTRAL AFRICAN REP
1,522	500	187	300	594	33,158	CHAD
-	-	-	-	-	80	COMOROS
-	-	-	-	-	13	CONGO (BRAZZAVILLE)
-	-	-	-	-	137,441	CONGO (KINSHASA)
-	-	-	-	-	13,089	DJIBOUTI
-	-	-	-	-	1,509	EQUATORIAL GUINEA
28	-	-	-	-	2,146	ERITREA
11,659	-	-	-	-	101,327	ETHIOPIA
-	-	-	70	-	6,065	GABON
-	-	-	-	-	2,211	GAMBIA
1,200	2,045	1,300	676	-	6,931	GHANA
324	52	-	512	3,100	12,217	GUINEA
-	-	-	-	-	3,044	GUINEA-BISSAU
-	1,700	-	-	-	4,242	IVORY COAST
2,695	2,307	4,745	6,121	1,293	266,576	KENYA
-	-	-	-	-	6	LESOTHO
-	-	-	-	-	44,893	LIBERIA
-	-	-	-	1,654	5,529	MADAGASCAR
1,469	-	-	-	306	6,608	MALAWI
1,972	-	600	2,900	200	6,655	MALI
-	-	-	-	-	962	MAURITANIA
-	-	-	-	-	650	MAURITIUS
-	-	-	3	15	249	MOZAMBIQUE
366	30	-	-	463	4,367	NAMIBIA
-	-	-	-	294	16,685	NIGER
-	272	3,180	6,947	8,610	83,226	NIGERIA
64	-	-	-	-	1,730	RWANDA
190	-	-	-	70	740	SAO TOME & PRINCIPE
-	1,276	2,815	1,880	936	31,008	SENEGAL
-	-	323	-	-	894	SEYCHELLES

TOTALS MAY NOT ADD DUE TO ROUNDING * LESS THAN $500

AS OF 30 SEP 02

FOREIGN MILITARY SALES AGREEMENTS (CONTINUED)

(DOLLARS IN THOUSANDS)

	FY 1950 FY 1992	FY 1993	FY 1994	FY 1995	FY 1996	FY 1997
AFRICA (CONTINUED)						
SIERRA LEONE	2,862	587	17	2	-	-
SOMALIA	152,935	-	-	-	-	-
SOUTH AFRICA	3,149	-	-	30	1,065	325
SUDAN	315,564	-	-	-	-	-
TANZANIA	76	-	-	-	-	-
TOGO	472	41	-	-	-	-
UGANDA	82	-	6	-	154	3,746
ZAMBIA	-	-	122	317	-	-
ZIMBABWE	67	991	12	213	-	54
WESTERN HEMISPHERE	7,940,960	287,171	322,952	318,103	231,545	316,566
ANTIGUA & BARBUDA	5,381	984	431	152	-	262
ARGENTINA	220,774	9,509	28,858	15,118	3,389	15,319
BAHAMAS	-	-	-	-	-	51
BARBADOS	2,440	459	813	87	684	139
BELIZE	3,180	273	382	299	-	314
BOLIVIA	15,430	-	1	-	371	3
BOLIVIA - INTL NARC	57,840	12,860	11,607	11,401	3,411	8,610
BRAZIL	614,291	24,492	52,950	44,927	43,333	22,461
CANADA	3,549,671	140,570	92,357	173,899	119,123	100,236
CHILE	182,786	7,149	1,272	3,448	2,245	2,227
COLOMBIA	237,880	12,574	61,118	19,129	8,054	74,845
COLOMBIA - INTL NARC	106,284	30,134	18,957	9,218	7,186	-
COSTA RICA	30,030	121	855	23	193	160
CUBA	4,510	-	-	-	-	-
DOMINICA	3,817	451	885	51	-	80
DOMINICAN REPUBLIC	30,678	1,136	897	406	407	174
ECUADOR	155,527	1,078	5,104	123	-	3,941
ECUADOR INTL NARC	1,639	308	226	137	318	955
EL SALVADOR	854,301	9,796	15,900	5,661	3,831	3,424
GRENADA	8,264	746	603	91	-	423
GUATEMALA	58,472	-	-	-	-	-
GUYANA	-	-	66	14	-	72
HAITI	3,404	-	-	-	4,813	741
HONDURAS	401,280	7,458	1,362	2,401	6,979	893
JAMAICA	28,762	2,872	731	1,148	791	264
MEXICO	183,833	4,479	4,140	1,401	4,387	24,102
NICARAGUA	5,205	-	-	-	-	-
PANAMA	34,731	64	450	51	169	-
PARAGUAY	1,055	5	198	12	-	19
PERU	192,545	-	-	-	5	490
PERU - INTL NARC	5,102	3	-	-	-	90
ST KITTS AND NEVIS	4,342	436	885	15	76	187
ST LUCIA	3,672	664	979	301	-	80

TOTALS MAY NOT ADD DUE TO ROUNDING * LESS THAN $500

AS OF 30 SEP 02

FOREIGN MILITARY SALES AGREEMENTS (CONTINUED)

(DOLLARS IN THOUSANDS)

FY 1998	FY 1999	FY 2000	FY 2001	FY 2002	FY 1950 FY 2002	
						AFRICA (CONTINUED)
-	-	-	-	-	3,469	SIERRA LEONE
-	-	-	-	-	152,935	SOMALIA
-	290	402	136	1,937	7,332	SOUTH AFRICA
-	-	-	-	-	315,564	SUDAN
18	-	-	-	76	169	TANZANIA
-	-	-	-	100	613	TOGO
433	-	-	-	-	4,421	UGANDA
-	-	-	-	-	439	ZAMBIA
-	-	-	858	-	2,196	ZIMBABWE
190,915	164,685	438,723	203,006	799,805	11,214,431	WESTERN HEMISPHERE
2	680	-	450	541	8,884	ANTIGUA & BARBUDA
6,241	18,829	10,531	8,967	3,497	341,031	ARGENTINA
60	36	-	-	-	147	BAHAMAS
250	-	-	35	116	5,023	BARBADOS
18	144	70	186	-	4,867	BELIZE
449	-	7	993	652	17,907	BOLIVIA
1,824	1,769	530	1,099	824	111,774	BOLIVIA - INTL NARC
30,305	20,032	52,801	8,428	36,073	950,094	BRAZIL
106,559	71,110	116,187	99,140	151,589	4,720,442	CANADA
1,121	4,293	2,273	2,489	548,071	757,374	CHILE
12,375	7,231	228,063	15,031	37,203	713,503	COLOMBIA
5,355	2,716	5,533	2,166	2,269	189,818	COLOMBIA - INTL NARC
-	211	1	-	-	31,594	COSTA RICA
-	-	-	-	-	4,510	CUBA
-	161	87	120	210	5,862	DOMINICA
116	393	180	515	825	35,729	DOMINICAN REPUBLIC
245	-	-	369	5,541	171,930	ECUADOR
76	894	265	135	300	5,253	ECUADOR - INTL NARC
6,583	2,952	2,337	1,780	3,056	909,620	EL SALVADOR
-	251	3	145	197	10,722	GRENADA
68	-	-	-	-	58,540	GUATEMALA
-	-	181	267	297	897	GUYANA
246	-	105	-	-	9,309	HAITI
4,982	558	761	754	674	428,103	HONDURAS
211	290	731	499	807	37,106	JAMAICA
1,223	8,423	419	19,362	2,057	253,827	MEXICO
-	-	-	-	-	5,205	NICARAGUA
-	128	385	82	-	36,060	PANAMA
44	2	19	26	597	1,978	PARAGUAY
4,240	32	127	125	-	197,563	PERU
486	115	410	392	179	6,776	PERU - INTL NARC
-	295	70	105	208	6,618	ST KITTS AND NEVIS
-	140	130	145	200	6,311	ST LUCIA

TOTALS MAY NOT ADD DUE TO ROUNDING

* LESS THAN $500

AS OF 30 SEP 02

FOREIGN MILITARY SALES AGREEMENTS (CONTINUED)

(DOLLARS IN THOUSANDS)

	FY 1950 FY 1992	FY 1993	FY 1994	FY 1995	FY 1996	FY 1997
WESTERN HEMISPHERE (CONTINUED)						
ST VINCENT + GREN.	4,532	647	624	47	-	136
SURINAME	1	-	-	-	-	-
TRINIDAD + TOBAGO	1,100	50	1,189	255	332	268
URUGUAY	29,505	707	2,059	2,320	1,586	1,000
VENEZUELA	898,696	17,147	17,054	25,966	19,863	54,599
NON REGIONAL	1,825,729	593,910	366,119	415,059	539,262	617,799
CLASSIFIED TOTALS A/	1,825,729	539,910	366,119	415,059	539,262	617,799
INTERNATL. ORG. AND VARIOUS	1,947,324	149,278	70,844	61,184	37,401	50,434

A/ FOR FURTHER INFORMATION, SEE THE CLASSIFIED ANNEX TO THE CONGRESSIONAL PRESENTATION DOCUMENT FOR FOREIGN OPERATIONS.

TOTALS MAY NOT ADD DUE TO ROUNDING * LESS THAN $500

AS OF 30 SEP 02

FOREIGN MILITARY SALES AGREEMENTS (CONTINUED)

(DOLLARS IN THOUSANDS)

FY 1998	FY 1999	FY 2000	FY 2001	FY 2002	FY 1950 FY 2002	
						WESTERN HEMISPHERE (CONTINUED)
-	73	130	105	113	6,406	ST VINCENT + GREN.
-	-	75	-	-	76	SURINAME
624	-	203	144	100	4,263	TRINIDAD + TOBAGO
642	1,005	977	3,527	369	43,697	URUGUAY
6,570	21,921	15,132	35,426	3,239	1,115,613	VENEZUELA
634,853	599,458	577,645	879,163	666,761	7,661,758	NON REGIONAL
634,853	599,458	577,645	879,163	666,761	7,661,758	CLASSIFIED TOTALS A/
35,971	68,475	58,439	42,917	43,616	2,565,883	INTERNATL. ORG. AND VARIOUS

TOTALS MAY NOT ADD DUE TO ROUNDING

* LESS THAN $500

AS OF 30 SEP 02

FOREIGN MILITARY CONSTRUCTION SALES AGREEMENTS

(DOLLARS IN THOUSANDS)

	FY 1950 FY 1992	FY 1993	FY 1994	FY 1995	FY 1996	FY 1997
WORLDWIDE	18,136,979	157,346	57,136	24,263	139,170	29,036
EAST ASIA AND PACIFIC	1	620	-	-	75	310
CAMBODIA	-	-	-	-	-	48
JAPAN	-	-	-	-	-	-
KOREA (SEOUL)	1	-	-	-	-	-
SINGAPORE	-	-	-	-	75	262
TAIWAN	-	620	-	-	-	-
THAILAND	-	-	-	-	-	-
NEAR EAST AND SOUTH ASIA	17,914,998	145,415	7,373	20,181	133,034	24,330
AFGHANISTAN	-	-	-	-	-	-
BAHRAIN	21,139	-	-	-	-	-
EGYPT	804,064	14,039	1,522	15,582	117,675	20,854
IRAN	594	-	-	-	-	-
ISRAEL	2,581	-	-	-	-	-
JORDAN	985	-	-	-	-	-
KUWAIT	147,112	1,080	-	-	-	-
LIBYA	1,344	-	-	-	-	-
MOROCCO	-	-	-	4,599	1,359	3,476
OMAN	1,511	-	-	-	-	-
SAUDI ARABIA	16,935,665	130,297	5,851	-	14,000	-
YEMEN	2	-	-	-	-	-
EUROPE	78,662	-	43,925	-	-	1,405
FRANCE	29	-	-	-	-	-
GERMANY	8,955	-	32,888	-	-	1,405
GREECE	9	-	-	-	-	-
KAZAKHSTAN	-	-	-	-	-	-
UNITED KINGDOM	69,668	-	11,036	-	-	-
AFRICA	36,781	1,821	1,203	251	448	550
BOTSWANA	194	-	-	-	-	-
BURUNDI	-	5	-	-	-	-
CAMEROON	132	848	-	-	-	-
CAPE VERDE	63	-	121	58	-	-
CENTRAL AFRICAN REP	242	-	-	-	-	-
CHAD	-	-	-	193	-	-
DJIBOUTI	796	-	-	-	-	-
EQUATORIAL GUINEA	19	-	-	-	-	-
ERITREA	-	-	-	-	-	361
ETHIOPIA	-	-	-	-	-	189
GABON	164	-	-	-	-	-
GAMBIA	77	-	-	-	-	-
GHANA	390	375	665	-	-	-
GUINEA	110	-	-	-	-	-

TOTALS MAY NOT ADD DUE TO ROUNDING

* LESS THAN $500

AS OF 30 SEP 02

FOREIGN MILITARY CONSTRUCTION SALES AGREEMENTS

(DOLLARS IN THOUSANDS)

FY 1998	FY 1999	FY 2000	FY 2001	FY 2002	FY 1950 FY 2002	
428,938	288,277	285,886	123,689	76,459	19,747,180	WORLDWIDE
-	50	-	-	338	1,394	EAST ASIA AND PACIFIC
-	-	-	-	-	48	CAMBODIA
-	-	-	-	338	338	JAPAN
-	-	-	-	-	1	KOREA (SEOUL)
-	-	-	-	-	337	SINGAPORE
-	-	-	-	-	620	TAIWAN
-	50	-	-	-	50	THAILAND
324,545	284,033	281,518	122,941	68,844	19,327,212	NEAR EAST AND SOUTH ASIA
-	-	-	-	829	829	AFGHANISTAN
-	-	-	-	-	21,139	BAHRAIN
101,543	223,327	27,123	58,551	32,332	1,416,611	EGYPT
-	-	-	-	-	594	IRAN
-	-	205,028	64,390	12,683	284,683	ISRAEL
-	-	-	-	-	985	JORDAN
-	13,707	-	-	23,000	184,899	KUWAIT
-	-	-	-	-	1,344	LIBYA
-	-	-	-	-	9,434	MOROCCO
-	-	-	-	-	1,511	OMAN
223,002	46,999	49,367	-	-	17,405,180	SAUDI ARABIA
-	-	-	-	-	2	YEMEN
98,551	1,975	3,141	-	4,878	232,537	EUROPE
-	-	-	-	-	29	FRANCE
98,551	1,975	3,141	-	-	146,916	GERMANY
-	-	-	-	-	9	GREECE
-	-	-	-	4,878	4,878	KAZAKHSTAN
-	-	-	-	-	80,704	UNITED KINGDOM
947	44	272	260	1,791	44,369	AFRICA
-	-	-	-	-	194	BOTSWANA
-	-	-	-	-	5	BURUNDI
-	-	-	-	-	980	CAMEROON
-	44	-	-	-	286	CAPE VERDE
-	-	-	125	-	367	CENTRAL AFRICAN REP
-	-	272	-	230	696	CHAD
-	-	-	-	-	796	DJIBOUTI
-	-	-	-	-	19	EQUATORIAL GUINEA
947	-	-	-	-	1,308	ERITREA
-	-	-	-	-	189	ETHIOPIA
-	-	-	-	-	164	GABON
-	-	-	-	-	77	GAMBIA
-	-	-	-	-	1,430	GHANA
-	-	-	-	-	110	GUINEA

TOTALS MAY NOT ADD DUE TO ROUNDING

* LESS THAN $500

AS OF 30 SEP 02

FOREIGN MILITARY CONSTRUCTION SALES AGREEMENTS (CONTINUED)

(DOLLARS IN THOUSANDS)

	FY 1950 FY 1992	FY 1993	FY 1994	FY 1995	FY 1996	FY 1997
AFRICA (CONTINUED)						
IVORY COAST	692	-	-	-	209	-
KENYA	302	-	-	-	240	-
LESOTHO	187	-	-	-	-	-
LIBERIA	7,300	-	-	-	-	-
MADAGASCAR	177	-	-	-	-	-
MALAWI	496	-	-	-	-	-
MALI	124	-	-	-	-	-
MAURITANIA	326	-	-	-	-	-
MOZAMBIQUE	-	-	-	-	-	-
NIGER	3,809	534	153	-	-	-
NIGERIA	-	-	-	-	-	-
RWANDA	756	-	-	-	-	-
SENEGAL	3,039	-	-	-	-	-
SEYCHELLES	-	-	35	-	-	-
SIERRA LEONE	550	58	-	-	-	-
SOMALIA	350	-	-	-	-	-
SUDAN	16,484	-	-	-	-	-
TOGO	2	-	-	-	-	-
UGANDA	-	-	229	-	-	-
WESTERN HEMISPHERE	106,537	9,490	4,635	3,830	5,613	2,442
ANTIGUA & BARBUDA	20	-	267	-	-	-
ARGENTINA	-	-	-	-	-	-
BARBADOS	427	238	-	-	-	-
BOLIVIA - INTL NARC	7,279	2,384	1,671	306	230	485
CANADA	519	-	-	-	-	-
COLOMBIA	-	1,607	388	-	656	470
COLOMBIA - INTL NARC	9,507	403	93	451	728	-
COSTA RICA	752	-	-	-	-	-
ECUADOR	-	-	-	-	-	-
ECUADOR - INTL NARC	-		75	243	752	-
EL SALVADOR	52,390	[illegible]	2,044	2,442	777	1,486
GUATEMALA	2,021		-	-	-	-
HAITI	-	-	-	-	-	-
HONDURAS	26,334	4,423	97	388	2,469	-
MEXICO	7,203	-	-	-	-	-
PANAMA	-	-	-	-	-	-
ST VIN[illegible]T + GREN.	85	-	-	-	-	-
NON-REGIONAL	-	-	-	-	-	-
UNDHA	-	-	-	-	-	-

TOTALS MAY NOT ADD DUE TO ROUNDING

* LESS THAN $500

AS OF 30 SEP 02

FOREIGN MILITARY CONSTRUCTION SALES AGREEMENTS (CONTINUED)

(DOLLARS IN THOUSANDS)

FY 1998	FY 1999	FY 2000	FY 2001	FY 2002	FY 1950 FY 2002	
						AFRICA (CONTINUED)
-	-	-	-	-	901	IVORY COAST
-	-	-	-	-	542	KENYA
-	-	-	-	-	187	LESOTHO
-	-	-	-	-	7,300	LIBERIA
-	-	-	-	-	177	MADAGASCAR
-	-	-	-	-	496	MALAWI
-	-	-	-	-	124	MALI
-	-	-	-	-	326	MAURITANIA
-	-	-	135	585	720	MOZAMBIQUE
-	-	-	-	-	4,496	NIGER
-	-	-	-	976	976	NIGERIA
-	-	-	-	-	756	RWANDA
-	-	-	-	-	3,039	SENEGAL
-	-	-	-	-	35	SEYCHELLES
-	-	-	-	-	608	SIERRA LEONE
-	-	-	-	-	350	SOMALIA
-	-	-	-	-	16,484	SUDAN
-	-	-	-	-	2	TOGO
-	-	-	-	-	229	UGANDA
4,805	2,175	955	488	608	141,578	WESTERN HEMISPHERE
-	-	-	-	-	287	ANTIGUA & BARBUDA
-	-	49	415	-	463	ARGENTINA
-	-	-	-	-	665	BARBADOS
-	-	607	-	-	12,962	BOLIVIA - INTL NARC
-	-	-	-	-	519	CANADA
-	-	-	-	-	3,122	COLOMBIA
2,913	2,175	-	-	-	16,269	COLOMBIA - INTL NARC
-	-	-	-	-	752	COSTA RICA
-	-	-	-	488	488	ECUADOR
-	-	-	-	-	1,070	ECUADOR - INTL NARC
763	-	-	-	-	60,337	EL SALVADOR
-	-	-	-	-	2,021	GUATEMALA
340	-	195	-	-	535	HAITI
789	-	105	-	120	34,725	HONDURAS
-	-	-	-	-	7,203	MEXICO
-	-	-	73	-	73	PANAMA
-	-	-	-	-	85	ST VINCENT + GREN.
90	-	-	-	-	90	NON-REGIONAL
90	-	-	-	-	90	UNDHA

TOTALS MAY NOT ADD DUE TO ROUNDING

* LESS THAN $500

AS OF 30 SEP 02

PAGE INTENTIONALLY LEFT BLANK

FOREIGN MILITARY SALES DELIVERIES
INCLUDES CONSTRUCTION
(Dollars in Billions)

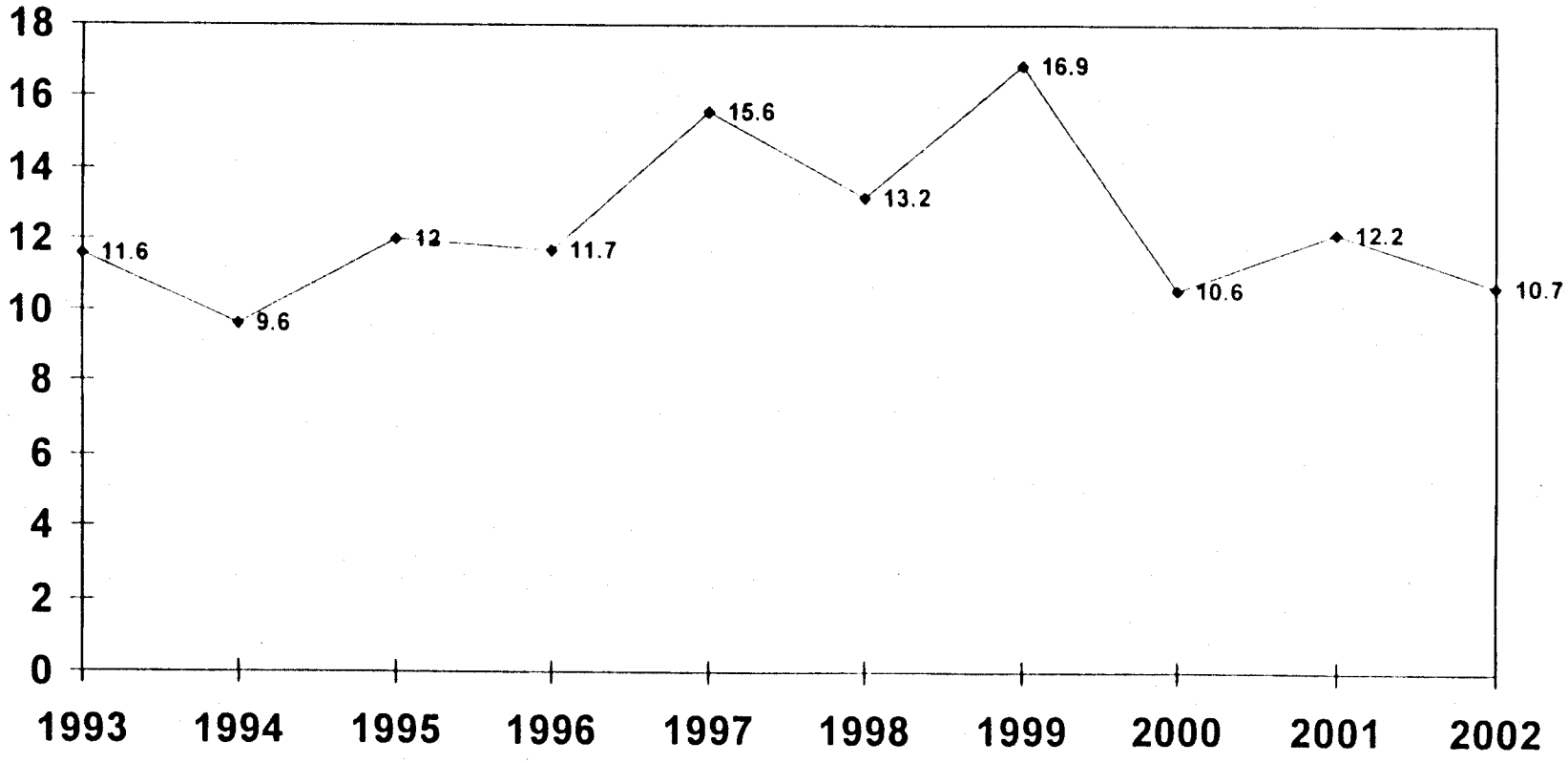

FOREIGN MILITARY SALES DELIVERIES

(DOLLARS IN THOUSANDS)

	FY 1950 FY 1992	FY 1993	FY 1994	FY 1995	FY 1996	FY 1997
WORLDWIDE	152,564,035	11,209,825	9,333,840	11,793,415	11,466,002	15,471,109
EAST ASIA AND PACIFIC	28,071,721	2,040,418	2,693,272	3,285,094	2,651,942	3,896,495
AUSTRALIA	7,103,733	259,167	349,307	303,357	228,349	195,888
BRUNEI	414	-	-	-	17	-
CAMBODIA	-	-	-	1,064	455	705
CHINA	223,420	11,439	20,629	4,226	-	-
FIJI	1,829	-	-	-	-	-
INDOCHINA	8,542	-	-	-	-	-
INDONESIA	599,659	35,451	16,256	11,161	10,182	12,376
JAPAN	4,445,060	378,723	779,392	692,797	752,869	492,054
KOREA (SEOUL)	4,926,439	302,845	379,432	441,666	339,844	477,971
LAOS	-	-	-	-	-	14
MALAYSIA	174,526	6,197	11,370	9,443	38,722	16,814
MONGOLIA	-	-	-	-	-	-
MYANMAR	8,734	-	-	-	-	-
NEW ZEALAND	255,740	7,649	9,511	14,697	11,686	16,298
PAPUA NEW GUINEA	327	-	-	-	-	-
REP OF PHILIPPINES	693,620	39,710	45,129	57,881	88,652	28,393
SINGAPORE	981,797	78,367	86,793	58,558	80,240	132,710
TAIWAN	6,197,323	814,865	844,781	1,334,645	831,111	2,372,103
THAILAND	2,449,384	105,899	150,646	355,558	269,812	151,169
TONGA	6	108	26	40	4	*
UNTAET	-	-	-	-	-	-
VIETNAM	1,167	-	-	-	-	-
NEAR EAST AND SOUTH ASIA	69,833,870	6,513,233	3,608,529	6,374,209	5,444,704	7,647,844
AFGHANISTAN	-	-	-	-	-	-
ALGERIA	4,093	1,710	220	6	-	-
BAHRAIN	700,725	67,468	70,730	39,574	38,627	61,171
BANGLADESH	2,831	-	-	907	1,094	2,066
EGYPT	7,679,688	1,236,006	888,972	1,478,516	1,083,031	896,611
INDIA	79,697	12	31	24	4,497	*
IRAN	10,694,805	-	-	-	-	-
IRAQ	13,152	-	-	-	-	-
ISRAEL	12,425,430	771,967	409,147	327,044	385,835	455,864
JORDAN	1,723,452	24,944	31,490	47,041	15,681	41,689
KUWAIT	1,957,132	827,069	215,316	472,103	744,799	1,213,042
LEBANON	553,748	4,883	3,627	40,875	31,742	32,955
LIBYA	28,249	-	-	-	-	-
MOROCCO	963,131	18,696	16,851	22,047	21,464	11,268
NEPAL	1,247	1	6	-	-	-
OMAN	137,417	7,411	8,840	5,886	5,157	4,827
PAKISTAN	2,700,578	-	-	-	143,247	183,295
QATAR	2,245	1,035	833	349	512	430
SAUDI ARABIA	28,507,219	3,438,226	1,894,485	3,568,019	2,837,713	4,640,000

TOTALS MAY NOT ADD DUE TO ROUNDING

* LESS THAN $500

AS OF 30 SEP 02

FOREIGN MILITARY SALES DELIVERIES

(DOLLARS IN THOUSANDS)

FY 1998	FY 1999	FY 2000	FY 2001	FY 2002	FY 1950 FY 2002	
12,861,163	16,719,189	10,381,654	11,907,290	10,479,090	274,221,247	WORLDWIDE
3,380,629	4,595,834	3,757,340	3,120,403	3,353,244	60,846,392	EAST ASIA AND PACIFIC
207,454	268,755	329,807	245,290	155,757	9,646,862	AUSTRALIA
47	*	68	107	20	672	BRUNEI
860	635	287	158	149	4,313	CAMBODIA
-	-	-	-	-	259,714	CHINA
-	-	12	-	-	1,842	FIJI
-	-	-	-	-	8,542	INDOCHINA
4,884	11,153	-	-	14,116	715,238	INDONESIA
409,355	443,030	489,127	494,309	497,392	9,874,109	JAPAN
836,461	587,868	1,446,235	735,567	553,934	11,028,262	KOREA (SEOUL)
684	316	10	53	96	1,173	LAOS
72,405	44,965	418,632	77,134	12,127	882,335	MALAYSIA
-	-	-	-	107	107	MONGOLIA
-	-	-	-	-	8,734	MYANMAR
10,863	8,899	19,375	19,680	32,172	406,569	NEW ZEALAND
-	-	-	-	-	327	PAPUA NEW GUINEA
36,548	17,717	9,734	18,845	22,595	1,058,824	REP OF PHILIPPINES
232,099	559,454	138,925	244,450	425,004	3,018,397	SINGAPORE
1,423,954	2,519,684	789,386	1,165,915	1,469,728	19,763,495	TAIWAN
144,991	133,359	115,726	118,896	169,998	4,165,439	THAILAND
23	-	17	-	40	263	TONGA
-	-	-	-	7	7	UNTAET
-	-	-	-	-	1,167	VIETNAM
6,108,650	6,893,699	3,966,765	4,620,518	4,430,825	125,442,847	NEAR EAST AND SOUTH ASIA
-	-	-	-	1,451	1,451	AFGHANISTAN
-	-	-	-	5	6,034	ALGERIA
61,734	48,528	54,222	343,244	84,358	1,570,381	BAHRAIN
956	666	915	6,834	8,939	25,207	BANGLADESH
551,284	448,182	804,947	866,716	1,977,283	17,911,235	EGYPT
171	-	-	-	38	84,471	INDIA
-	-	-	-	-	10,694,805	IRAN
-	-	-	-	-	13,152	IRAQ
1,194,790	1,215,530	565,225	747,973	696,784	19,195,588	ISRAEL
46,984	48,675	52,692	80,437	57,163	2,170,249	JORDAN
323,176	315,656	347,991	567,328	132,728	7,116,340	KUWAIT
8,031	6,979	4,909	6,123	3,179	697,051	LEBANON
-	-	-	-	-	28,249	LIBYA
7,230	4,714	4,723	11,891	7,208	1,089,223	MOROCCO
-	-	-	107	61	1,423	NEPAL
5,759	5,785	1,227	3,800	1,609	187,719	OMAN
76,054	-	-	-	6,458	3,109,631	PAKISTAN
633	415	311	788	827	8,379	QATAR
3,799,816	4,694,675	2,052,187	1,952,755	1,353,049	58,738,143	SAUDI ARABIA

TOTALS MAY NOT ADD DUE TO ROUNDING

* LESS THAN $500

AS OF 30 SEP 02

FOREIGN MILITARY SALES DELIVERIES (CONTINUED)

(DOLLARS IN THOUSANDS)

	FY 1950 FY 1992	FY 1993	FY 1994	FY 1995	FY 1996	FY 1997
NEAR EAST AND SOUTH ASIA (CONTINUED)						
SRI LANKA	1,751	5	19	229	57	25
SYRIA	1	-	-	-	-	-
TUNISIA	536,105	16,529	27,098	26,624	19,069	12,007
UNITED ARAB EMIRATES	-	-	-	-	-	-
UNITED ARAB EMIRATES	800,224	97,270	40,864	344,966	112,181	92,595
YEMEN	320,951	-	-	-	-	-
EUROPE	45,029,337	2,174,746	2,621,326	1,779,591	2,920,740	3,643,424
ALBANIA	-	-	-	2	*	894
AUSTRIA	230,565	4,252	3,295	3,108	3,163	74,030
BELGIUM	2,559,222	12,181	13,411	7,869	157,393	107,115
BOSNIA-HERZEGOVINA	-	-	-	-	-	-
BULGARIA	-	-	-	-	*	-
CROATIA	-	-	-	-	-	-
CZECH REPUBLIC	-	-	-	-	234	550
DENMARK	1,436,651	46,643	20,946	53,927	91,065	47,784
ESTONIA	-	-	-	15	268	365
FINLAND	22,750	1,769	6,484	164,958	250,887	398,596
FRANCE	846,605	40,875	77,610	64,909	52,488	57,497
GEORGIA	-	-	-	-	-	-
GERMANY	10,823,764	377,453	150,514	256,956	376,460	207,766
GREECE	2,750,895	225,996	235,256	219,869	209,840	690,747
HUNGARY	-	128	2,759	4,509	3,136	109
ICELAND	544	-	-	-	-	-
IRELAND	897	33	14	5	40	*
ITALY	1,372,754	72,395	180,897	53,850	76,509	50,734
KAZAKHSTAN	-	-	-	-	-	-
KYRGYZSTAN	-	-	-	-	-	-
LATVIA	-	-	-	4	313	64
LITHUANIA	-	-	-	-	348	159
LUXEMBOURG	7,939	331	344	48	615	5,558
MACEDONIA (FYROM)	-	-	-	-	-	349
MALTA	123	8	55	16	2	-
MOLDOVA	-	-	-	-	-	-
NETHERLANDS	5,094,499	113,559	139,557	152,703	391,060	167,721
NORWAY	2,042,989	27,935	18,927	25,244	134,589	98,043
POLAND	-	-	-	-	533	174
PORTUGAL	461,903	81,423	227,771	88,350	18,572	70,277
ROMANIA	-	-	-	-	14	5,168
SLOVAKIA	-	-	-	*	-	9
SLOVENIA	-	-	-	-	-	20
SPAIN	4,184,829	202,867	402,709	192,749	411,412	215,758
SWEDEN	219,894	7,972	13,663	3,664	18,275	20,230
SWITZERLAND	1,175,126	19,995	19,770	13,188	95,290	56,549

TOTALS MAY NOT ADD DUE TO ROUNDING

* LESS THAN $500

AS OF 30 SEP 02

FOREIGN MILITARY SALES DELIVERIES (CONTINUED)

(DOLLARS IN THOUSANDS)

FY 1998	FY 1999	FY 2000	FY 2001	FY 2002	FY 1950 FY 2002	
						NEAR EAST AND SOUTH ASIA (CONTINUED)
83	5	1	26	-	2,200	SRI LANKA
-	-	-	-	-	1	SYRIA
5,619	8,484	3,898	8,172	6,328	669,934	TUNISIA
-	-	2,650	15,506	52,961	71,117	UNITED ARAB EMIRATES
26,331	94,532	70,844	8,764	40,088	1,728,658	UNITED ARAB EMIRATES
-	870	25	54	307	322,206	YEMEN
2,966,729	4,949,792	2,361,743	3,639,961	2,444,968	74,532,356	EUROPE
586	743	1,553	3,602	5,502	12,881	ALBANIA
21,166	6,092	7,515	4,523	7,076	364,786	AUSTRIA
193,789	249,922	58,437	169,689	68,768	3,597,795	BELGIUM
5	584	1,320	8,030	4,618	14,557	BOSNIA-HERZEGOVINA
66	2,298	3,521	4,558	1,571	12,013	BULGARIA
-	-	-	247	95	343	CROATIA
2,403	1,256	3,153	5,594	4,447	17,637	CZECH REPUBLIC
158,785	157,303	46,248	112,233	23,131	2,194,715	DENMARK
567	314	1,699	2,516	2,713	8,455	ESTONIA
543,611	719,076	706,420	147,454	68,726	3,030,731	FINLAND
35,090	247,746	217,089	142,065	207,102	1,989,077	FRANCE
-	19	3,324	5,171	3,647	12,162	GEORGIA
189,963	250,669	130,928	329,740	222,261	13,316,474	GERMANY
397,502	463,011	314,872	450,575	464,655	6,423,220	GREECE
2,086	1,176	6,440	7,085	8,679	36,108	HUNGARY
1	11	-	-	-	556	ICELAND
-	-	-	45	8	1,042	IRELAND
42,714	105,713	40,806	97,560	103,676	2,197,608	ITALY
-	21	110	*	3,035	3,166	KAZAKHSTAN
-	-	726	690	2,250	3,666	KYRGYZSTAN
1,140	392	2,416	3,221	1,700	9,250	LATVIA
740	1,359	1,722	1,510	7,459	13,296	LITHUANIA
508	445	1,058	859	2,421	20,127	LUXEMBOURG
1,940	4,671	7,376	9,653	8,919	32,908	MACEDONIA (FYROM)
-	-	-	-	998	1,202	MALTA
3	644	1,102	2,650	1,409	5,808	MOLDOVA
344,093	320,576	160,750	412,765	242,576	7,539,861	NETHERLANDS
119,384	220,016	64,392	192,363	88,784	3,032,664	NORWAY
2,025	2,116	12,629	9,296	31,595	58,368	POLAND
21,113	11,517	19,943	41,924	28,846	1,071,639	PORTUGAL
1,887	1,427	3,509	21,286	7,289	40,582	ROMANIA
1,116	982	3,377	4,151	4,218	13,854	SLOVAKIA
174	133	529	1,488	553	2,897	SLOVENIA
133,080	323,685	141,145	266,930	178,157	6,653,319	SPAIN
8,174	2,982	6,735	2,760	57,417	361,767	SWEDEN
106,088	830,041	68,797	362,076	35,795	2,782,715	SWITZERLAND

TOTALS MAY NOT ADD DUE TO ROUNDING

* LESS THAN $500

AS OF 30 SEP 02

FOREIGN MILITARY SALES DELIVERIES (CONTINUED)

(DOLLARS IN THOUSANDS)

	FY 1950 FY 1992	FY 1993	FY 1994	FY 1995	FY 1996	FY 1997
EUROPE (CONTINUED)						
TURKEY	5,768,519	755,429	930,738	367,857	481,489	1,153,073
UKRAINE	-	-	-	-	-	-
UNITED KINGDOM	5,945,167	183,499	176,606	105,794	146,744	214,084
UZBEKISTAN	-	-	-	-	-	-
YUGOSLAVIA	83,704	-	-	-	-	-
AFRICA	1,142,210	15,533	17,370	13,924	25,361	10,332
BENIN	*	45	32	47	18	157
BOTSWANA	13,011	855	800	1,312	2,215	603
BURUNDI	21	44	*	-	*	-
CAMEROON	32,065	788	163	46	13,623	188
CAPE VERDE	684	116	371	6	21	9
CENTRAL AFRICAN REP	434	16	88	19	1	18
CHAD	21,431	3,681	950	3,023	337	115
COMOROS	-	14	66	-	-	-
CONGO (BRAZZAVILLE)	10	4	-	-	-	-
CONGO (KINSHASA)	133,515	-	-	-	-	-
DJIBOUTI	10,062	677	875	399	283	49
EQUATORIAL GUINEA	419	1,091	-	-	-	-
ERITREA	-	-	-	139	54	1,403
ETHIOPIA	86,561	-	160	476	818	756
GABON	5,666	34	27	178	33	22
GAMBIA	861	25	1,251	-	-	-
GHANA	528	4	51	573	293	78
GUINEA	6,649	1,133	364	4	-	-
GUINEA-BISSAU	559	22	173	248	237	1,052
IVORY COAST	472	751	367	28	88	13
KENYA	217,059	812	7,143	5,833	4,131	1,961
LESOTHO	-	*	1	*	1	2
LIBERIA	44,893	-	-	-	-	-
MADAGASCAR	3,122	186	92	186	105	79
MALAWI	4,036	92	59	89	89	239
MALI	243	37	88	19	27	21
MAURITANIA	962	-	-	-	-	-
MAURITIUS	-	-	-	1	215	356
MOZAMBIQUE	-	-	-	-	*	37
NAMIBIA	39	251	213	371	583	282
NIGER	13,198	686	369	142	1,582	-
NIGERIA	63,705	511	*	*	*	*
RWANDA	1,485	17	65	-	-	-
SAO TOME & PRINCIPE	394	17	10	-	-	4
SENEGAL	10,501	2,896	2,975	523	284	1,170
SEYCHELLES	195	32	24	18	2	154
SIERRA LEONE	2,464	527	285	63	15	*

TOTALS MAY NOT ADD DUE TO ROUNDING * LESS THAN $500

AS OF 30 SEP 02

FOREIGN MILITARY SALES DELIVERIES (CONTINUED)

(DOLLARS IN THOUSANDS)

FY 1998	FY 1999	FY 2000	FY 2001	FY 2002	FY 1950 FY 2002	
						EUROPE (CONTINUED)
531,944	871,845	216,848	467,217	282,390	11,827,350	TURKEY
35	171	896	5,555	7,850	14,506	UKRAINE
104,950	150,809	102,007	342,531	251,504	7,723,695	UNITED KINGDOM
-	25	2,354	348	3,126	5,853	UZBEKISTAN
-	-	-	-	-	83,704	YUGOSLAVIA
12,522	10,196	12,015	9,808	7,945	1,277,230	AFRICA
6	8	-	3	338	654	BENIN
488	371	476	750	280	21,160	BOTSWANA
*	-	-	-	-	65	BURUNDI
15	2	4	65	3	46,962	CAMEROON
3	1	*	41	377	1,629	CAPE VERDE
-	*	1	1	1	578	CENTRAL AFRICAN REP
431	997	58	218	472	31,714	CHAD
-	-	-	-	-	80	COMOROS
-	-	-	-	-	13	CONGO (BRAZZAVILLE)
-	-	-	-	-	133,515	CONGO (KINSHASA)
359	241	12	60	61	13,078	DJIBOUTI
-	-	-	-	-	1,509	EQUATORIAL GUINEA
318	13	218	-	-	2,145	ERITREA
554	462	6,760	*	-	96,547	ETHIOPIA
-	34	*	-	-	5,995	GABON
-	-	-	-	-	2,137	GAMBIA
5	987	372	363	377	3,630	GHANA
336	59	5	132	553	9,236	GUINEA
184	503	-	-	-	2,979	GUINEA-BISSAU
236	103	145	-	-	2,203	IVORY COAST
3,925	1,717	1,496	2,245	810	247,130	KENYA
1	*	*	*	1	6	LESOTHO
-	-	-	-	-	44,893	LIBERIA
10	45	-	-	-	3,825	MADAGASCAR
124	368	17	8	*	5,121	MALAWI
54	965	316	834	6	2,609	MALI
-	-	-	-	-	962	MAURITANIA
5	-	7	-	-	585	MAURITIUS
22	2	2	*	3	65	MOZAMBIQUE
452	463	522	729	39	3,943	NAMIBIA
-	33	-	285	18	16,313	NIGER
*	74	43	3,132	3,761	71,225	NIGERIA
*	76	56	31	*	1,730	RWANDA
-	7	145	64	-	641	SAO TOME & PRINCIPE
3,908	1,005	224	141	197	23,824	SENEGAL
54	*	9	-	320	807	SEYCHELLES
15	4	33	-	-	3,406	SIERRA LEONE

TOTALS MAY NOT ADD DUE TO ROUNDING

* LESS THAN $500

AS OF 30 SEP 02

FOREIGN MILITARY SALES DELIVERIES (CONTINUED)

(DOLLARS IN THOUSANDS)

	FY 1950 FY 1992	FY 1993	FY 1994	FY 1995	FY 1996	FY 1997
AFRICA (CONTINUED)						
SOMALIA	151,783	-	-	-	-	-
SOUTH AFRICA	3,149	-	-	-	9	546
SUDAN	311,521	-	-	-	-	-
TANZANIA	10	31	32	3	-	-
TOGO	420	93	-	-	-	-
UGANDA	82	-	-	*	64	919
ZAMBIA	-	-	12	170	153	78
ZIMBABWE	1	48	265	9	77	22
WESTERN HEMISPHERE	6,765,402	416,222	338,590	285,019	342,586	206,625
ANTIGUA & BARBUDA	4,505	369	509	739	154	98
ARGENTINA	210,124	5,078	6,794	11,571	12,597	5,723
BAHAMAS	-	-	-	-	-	-
BARBADOS	1,347	603	532	359	491	252
BELIZE	2,558	535	525	118	314	314
BOLIVIA	15,430	*	62	*	371	3
BOLIVIA - INTL NARC	32,252	17,446	12,275	15,254	8,862	6,009
BRAZIL	490,054	25,518	25,139	24,455	29,858	37,611
CANADA	2,905,106	225,810	169,066	127,333	153,675	83,086
CHILE	177,050	3,968	4,247	4,272	2,424	2,334
COLOMBIA	192,480	11,843	18,028	28,366	43,985	18,488
COLOMBIA - INTL NARC	36,978	34,710	29,375	25,515	18,533	4,848
COSTA RICA	28,739	200	592	155	920	94
CUBA	4,510	-	-	-	-	-
DOMINICA	2,979	301	510	559	182	52
DOMINICAN REPUBLIC	27,492	1,050	1,108	1,060	418	469
ECUADOR	146,788	4,550	2,526	1,418	1,502	1,169
ECUADOR - INTL NARC	337	592	876	204	153	45
EL SALVADOR	766,258	40,266	25,770	17,012	16,786	5,837
GRENADA	7,054	520	537	653	406	173
GUATEMALA	58,472	-	-	-	-	-
GUYANA	-	-	-	22	10	47
HAITI	3,317	-	-	-	2,063	1,886
HONDURAS	357,443	12,078	11,384	3,993	17,212	3,640
JAMAICA	24,159	2,105	1,552	1,511	2,328	591
MEXICO	173,441	4,107	5,924	2,060	3,310	9,388
NICARAGUA	5,205	-	-	-	-	*
PANAMA	31,328	1,878	1,260	523	130	192
PARAGUAY	998	16	10	8	11	16
PERU	190,180	-	-	-	125	244
PERU - INTL NARC	2,537	-	-	-	884	899
ST KITTS AND NEVIS	3,554	411	530	485	208	22
ST LUCIA	2,652	363	719	599	609	174
ST VINCENT + GREN.	2,455	335	504	552	1,366	159

TOTALS MAY NOT ADD DUE TO ROUNDING * LESS THAN $500

AS OF 30 SEP 02

FOREIGN MILITARY SALES DELIVERIES (CONTINUED)

(DOLLARS IN THOUSANDS)

FY 1998	FY 1999	FY 2000	FY 2001	FY 2002	FY 1950 FY 2002	
						AFRICA (CONTINUED)
-	-	-	-	-	151,783	SOMALIA
419	371	53	206	308	5,060	SOUTH AFRICA
-	*	-	-	-	311,521	SUDAN
-	-	17	-	*	93	TANZANIA
-	-	-	-	-	513	TOGO
451	1,246	857	8	-	3,628	UGANDA
2	12	-	11	-	439	ZAMBIA
145	28	169	479	22	1,264	ZIMBABWE
292,365	215,635	222,462	464,519	202,651	9,752,076	WESTERN HEMISPHERE
341	173	138	362	2	7,388	ANTIGUA & BARBUDA
7,292	10,031	10,164	26,555	8,435	314,365	ARGENTINA
47	18	-	21	13	99	BAHAMAS
276	266	129	181	18	4,454	BARBADOS
67	159	12	20	134	4,755	BELIZE
449	*	7	930	315	17,507	BOLIVIA
6,404	2,614	3,581	3,722	714	109,135	BOLIVIA - INTL NARC
43,183	34,892	60,863	50,039	39,258	860,871	BRAZIL
111,034	95,661	84,385	110,565	88,128	4,153,848	CANADA
2,062	2,689	1,085	3,028	1,732	204,892	CHILE
61,839	18,420	14,333	219,384	25,750	652,917	COLOMBIA
7,908	4,572	6,240	7,793	4,368	180,839	COLOMBIA - INTL NARC
137	37	26	39	203	31,140	COSTA RICA
-	-	-	-	-	4,510	CUBA
307	222	62	300	6	5,479	DOMINICA
324	132	72	890	896	33,910	DOMINICAN REPUBLIC
1,742	1,314	682	1,188	1,284	164,162	ECUADOR
277	357	725	255	382	4,204	ECUADOR - INTL NARC
5,519	2,603	13,122	4,416	1,631	899,221	EL SALVADOR
497	116	67	271	119	10,413	GRENADA
-	-	-	-	-	58,472	GUATEMALA
3	65	*	*	401	548	GUYANA
581	508	182	401	98	9,037	HAITI
3,842	3,252	1,482	3,219	1,962	419,505	HONDURAS
589	134	1,122	1,078	469	35,638	JAMAICA
2,684	1,783	8,883	4,304	4,552	220,435	MEXICO
-	-	-	-	-	5,205	NICARAGUA
16	48	*	103	227	35,706	PANAMA
193	30	21	19	34	1,357	PARAGUAY
1,010	1,941	545	697	230	194,973	PERU
924	310	308	106	74	6,041	PERU - INTL NARC
216	148	314	312	7	6,206	ST KITTS AND NEVIS
234	201	131	323	-	6,003	ST LUCIA
289	263	54	144	42	6,163	ST VINCENT + GREN.

TOTALS MAY NOT ADD DUE TO ROUNDING

* LESS THAN $500

AS OF 30 SEP 02

FOREIGN MILITARY SALES DELIVERIES (CONTINUED)

(DOLLARS IN THOUSANDS)

	FY 1950 FY 1992	FY 1993	FY 1994	FY 1995	FY 1996	FY 1997
WESTERN HEMISPHERE (CONTINUED)						
SURINAME	1	-	-	-	-	-
TRINIDAD + TOBAGO	736	102	107	1,149	164	178
URUGUAY	27,376	414	967	1,411	1,599	1,177
VENEZUELA	829,507	21,117	17,160	13,665	20,937	21,408
INTERNATL. ORG. AND VARIOUS	1,721,496	49,673	54,754	55,578	80,669	66,389

TOTALS MAY NOT ADD DUE TO ROUNDING

* LESS THAN $500

AS OF 30 SEP 02

FOREIGN MILITARY SALES DELIVERIES (CONTINUED)

(DOLLARS IN THOUSANDS)

FY 1998	FY 1999	FY 2000	FY 2001	FY 2002	FY 1950 FY 2002	
						WESTERN HEMISPHERE (CONTINUED)
-	-	-	2	22	24	SURINAME
388	577	82	178	130	3,791	TRINIDAD + TOBAGO
856	398	1,034	1,576	2,918	39,726	URUGUAY
30,834	31,698	12,610	22,100	18,099	1,039,136	VENEZUELA
100,267	54,033	61,328	52,080	39,457	2,335,724	INTERNATL. ORG. AND VARIOUS

TOTALS MAY NOT ADD DUE TO ROUNDING

* LESS THAN $500

AS OF 30 SEP 02

FOREIGN MILITARY CONSTRUCTION SALES DELIVERIES

(DOLLARS IN THOUSANDS)

	FY 1950 FY 1992	FY 1993	FY 1994	FY 1995	FY 1996	FY 1997
WORLDWIDE	16,341,199	352,447	269,034	218,212	142,775	97,687
EAST ASIA AND PACIFIC	1	383	151	-	6	326
CAMBODIA	-	-	-	-	-	36
JAPAN	-	-	-	-	-	-
KOREA (SEOUL)	1	-	-	-	-	-
SINGAPORE	-	-	-	-	6	290
TAIWAN	-	383	151	-	-	-
THAILAND	-	-	-	-	-	-
NEAR EAST AND SOUTH ASIA	16,222,751	298,700	234,584	199,427	106,827	83,078
BAHRAIN	18,613	1,063	527	265	168	264
EGYPT	311,706	124,034	139,210	82,980	57,012	45,569
IRAN	594	-	-	-	-	-
ISRAEL	2,581	-	-	-	-	-
JORDAN	985	-	-	-	-	-
KUWAIT	79,989	52,471	3,555	8,220	585	488
LIBYA	1,344	-	-	-	-	-
MOROCCO	-	-	-	*	11	3
OMAN	1,511	-	-	-	-	-
SAUDI ARABIA	15,805,424	121,134	91,291	107,961	49,051	36,754
YEMEN	2	-	-	-	-	-
EUROPE	9,098	43,819	25,082	4,282	27,244	6,830
FRANCE	29	-	-	-	-	-
GERMANY	8,806	113	18	4,262	27,244	422
GREECE	9	-	-	-	-	-
KAZAKHSTAN	-	-	-	-	-	-
UNITED KINGDOM	254	43,706	25,064	20	-	6,408
AFRICA	30,179	423	1,740	511	2,439	1,491
BOTSWANA	9	5	2	5	4	57
BURUNDI	-	-	2	-	*	-
CAMEROON	-	*	82	80	62	70
CAPE VERDE	9	3	2	3	33	2
CENTRAL AFRICAN REP	85	44	37	9	1	*
CHAD	-	-	-	*	20	6
DJIBOUTI	100	46	321	7	95	160
EQUATORIAL GUINEA	7	12	-	-	-	-
ERITREA	-	-	-	-	-	361
ETHIOPIA	-	-	-	-	-	172
GABON	30	*	134	-	-	-
GAMBIA	77	*	1	-	-	-
GHANA	387	1	2	162	5	105
GUINEA	95	14	1	-	-	-
IVORY COAST	642	6	1	2	41	24

TOTALS MAY NOT ADD DUE TO ROUNDING

* LESS THAN $500

AS OF 30 SEP 02

FOREIGN MILITARY CONSTRUCTION SALES DELIVERIES

(DOLLARS IN THOUSANDS)

FY 1998	FY 1999	FY 2000	FY 2001	FY 2002	FY 1950 FY 2002	
381,617	187,665	183,155	244,244	217,978	18,636,013	WORLDWIDE
50	32	18	1	286	1,255	EAST ASIA AND PACIFIC
12	-	-	-	-	48	CAMBODIA
-	-	-	-	286	286	JAPAN
-	-	-	-	-	1	KOREA (SEOUL)
38	*	1	1	-	336	SINGAPORE
-	-	-	-	-	533	TAIWAN
-	32	18	*	-	50	THAILAND
376,008	152,918	174,825	179,695	212,891	18,241,703	NEAR EAST AND SOUTH ASIA
141	25	6	43	*	21,116	BAHRAIN
27,303	61,946	93,341	48,942	43,371	1,035,415	EGYPT
-	-	-	-	-	594	IRAN
-	-	315	9,939	76,140	88,976	ISRAEL
-	-	-	-	-	985	JORDAN
15	2,435	352	64	*	148,175	KUWAIT
-	-	-	-	-	1,344	LIBYA
49	63	2,985	5,991	332	9,434	MOROCCO
-	-	-	-	-	1,511	OMAN
348,499	88,449	77,825	114,715	93,048	16,934,151	SAUDI ARABIA
-	-	-	-	-	2	YEMEN
584	29,845	5,298	60,143	820	213,045	EUROPE
-	-	-	-	-	29	FRANCE
584	28,235	5,298	60,143	769	135,893	GERMANY
-	-	-	-	-	9	GREECE
-	-	-	-	51	51	KAZAKHSTAN
*	1,609	-	-	-	77,062	UNITED KINGDOM
826	1,051	882	602	1,448	41,593	AFRICA
90	10	14	-	-	194	BOTSWANA
3	-	-	-	-	5	BURUNDI
315	56	33	20	89	806	CAMEROON
113	40	8	16	1	231	CAPE VERDE
*	1	30	30	2	239	CENTRAL AFRICAN REP
13	2	60	208	123	432	CHAD
7	2	3	-	55	796	DJIBOUTI
-	-	-	-	-	19	EQUATORIAL GUINEA
31	410	486	-	-	1,287	ERITREA
15	3	-	-	-	189	ETHIOPIA
-	-	-	-	-	164	GABON
-	-	-	-	-	77	GAMBIA
13	186	152	41	104	1,158	GHANA
-	-	-	-	-	110	GUINEA
106	12	11	-	-	845	IVORY COAST

TOTALS MAY NOT ADD DUE TO ROUNDING * LESS THAN $500

AS OF 30 SEP 02

FOREIGN MILITARY CONSTRUCTION SALES DELIVERIES (CONTINUED)

(DOLLARS IN THOUSANDS)

	FY 1950 FY 1992	FY 1993	FY 1994	FY 1995	FY 1996	FY 1997
AFRICA (CONTINUED)						
KENYA	59	*	-	-	3	390
LESOTHO	-	5	23	3	39	67
LIBERIA	7,300	-	-	-	-	-
MADAGASCAR	163	13	1	-	-	-
MALAWI	225	11	*	39	*	*
MALI	38	6	64	4	*	*
MAURITANIA	326	-	-	-	-	-
MOZAMBIQUE	-	-	-	-	-	-
NIGER	810	181	987	135	1,971	-
RWANDA	87	12	6	-	-	-
SENEGAL	2,368	59	35	13	123	50
SEYCHELLES	-	-	-	13	*	15
SIERRA LEONE	529	1	41	37	-	-
SOMALIA	350	-	-	-	-	-
SUDAN	16,484	-	-	-	-	-
TOGO	2	1	-	-	-	-
UGANDA	-	-	-	*	42	11
WESTERN HEMISPHERE	79,169	9,121	7,477	13,992	6,259	5,963
ANTIGUA & BARBUDA	-	-	-	-	20	-
ARGENTINA	-	-	-	-	-	-
BARBADOS	-	246	80	13	45	44
BOLIVIA - INTL NARC	3,680	1,957	1,441	2,100	1,334	777
CANADA	519	-	-	-	-	-
COLOMBIA	-	35	209	1,644	61	107
COLOMBIA - INTL NARC	321	2,065	2,024	2,515	565	1,640
COSTA RICA	635	-	117	-	-	-
ECUADOR	-	-	-	-	-	-
ECUADOR - INTL NARC	-	-	-	67	14	896
EL SALVADOR	45,724	2,390	2,338	2,115	2,284	1,126
GUATEMALA	2,021	-	-	-	-	-
HAITI	-	-	-	-	-	-
HONDURAS	18,989	2,421	1,269	5,537	1,936	1,374
MEXICO	7,203	-	-	-	-	-
PANAMA	-	-	-	-	-	-
ST VINCENT + GREN.	78	8	-	-	-	-
NON-REGIONAL	-	-	-	-	-	-
UNDHA	-	-	-	-	-	-

TOTALS MAY NOT ADD DUE TO ROUNDING

* LESS THAN $500

AS OF 30 SEP 02

FOREIGN MILITARY CONSTRUCTION SALES DELIVERIES (CONTINUED)

(DOLLARS IN THOUSANDS)

FY 1998	FY 1999	FY 2000	FY 2001	FY 2002	FY 1950 FY 2002	
						AFRICA (CONTINUED)
2	3	52	32	*	541	KENYA
20	2	3	7	18	187	LESOTHO
-	-	-	-	-	7,300	LIBERIA
-	-	-	-	-	177	MADAGASCAR
*	203	17	-	-	496	MALAWI
-	1	1	1	-	115	MALI
-	-	-	-	-	326	MAURITANIA
-	-	-	2	110	112	MOZAMBIQUE
-	-	-	20	324	4,428	NIGER
2	-	-	*	574	681	RWANDA
92	115	6	64	47	2,973	SENEGAL
4	-	3	-	-	35	SEYCHELLES
-	-	-	-	-	608	SIERRA LEONE
-	-	-	-	-	350	SOMALIA
-	-	-	-	-	16,484	SUDAN
-	-	-	-	-	2	TOGO
*	6	4	160	-	225	UGANDA
4,148	3,761	2,131	3,803	2,534	138,359	WESTERN HEMISPHERE
-	38	23	183	-	264	ANTIGUA & BARBUDA
-	-	4	67	35	106	ARGENTINA
238	-	-	-	-	665	BARBADOS
521	153	132	146	1	12,240	BOLIVIA - INTL NARC
-	-	-	-	-	519	CANADA
547	408	110	*	*	3,122	COLOMBIA
585	157	991	2,550	2,341	15,753	COLOMBIA - INTL NARC
-	-	-	-	-	752	COSTA RICA
-	-	-	-	120	120	ECUADOR
68	15	-	-	10	1,070	ECUADOR - INTL NARC
1,431	1,660	523	317	1	59,908	EL SALVADOR
-	-	-	-	-	2,021	GUATEMALA
-	-	40	300	-	339	HAITI
759	1,330	310	208	7	34,139	HONDURAS
-	-	-	-	-	7,203	MEXICO
-	-	-	32	18	51	PANAMA
-	-	-	-	-	85	ST VINCENT + GREN.
*	59	*	-	-	59	NON-REGIONAL
*	59	*	-	-	59	UNDHA

TOTALS MAY NOT ADD DUE TO ROUNDING

* LESS THAN $500

AS OF 30 SEP 02

PAGE INTENTIONALLY LEFT BLANK

FOREIGN MILITARY FINANCING PROGRAM
(Dollars in Billions)

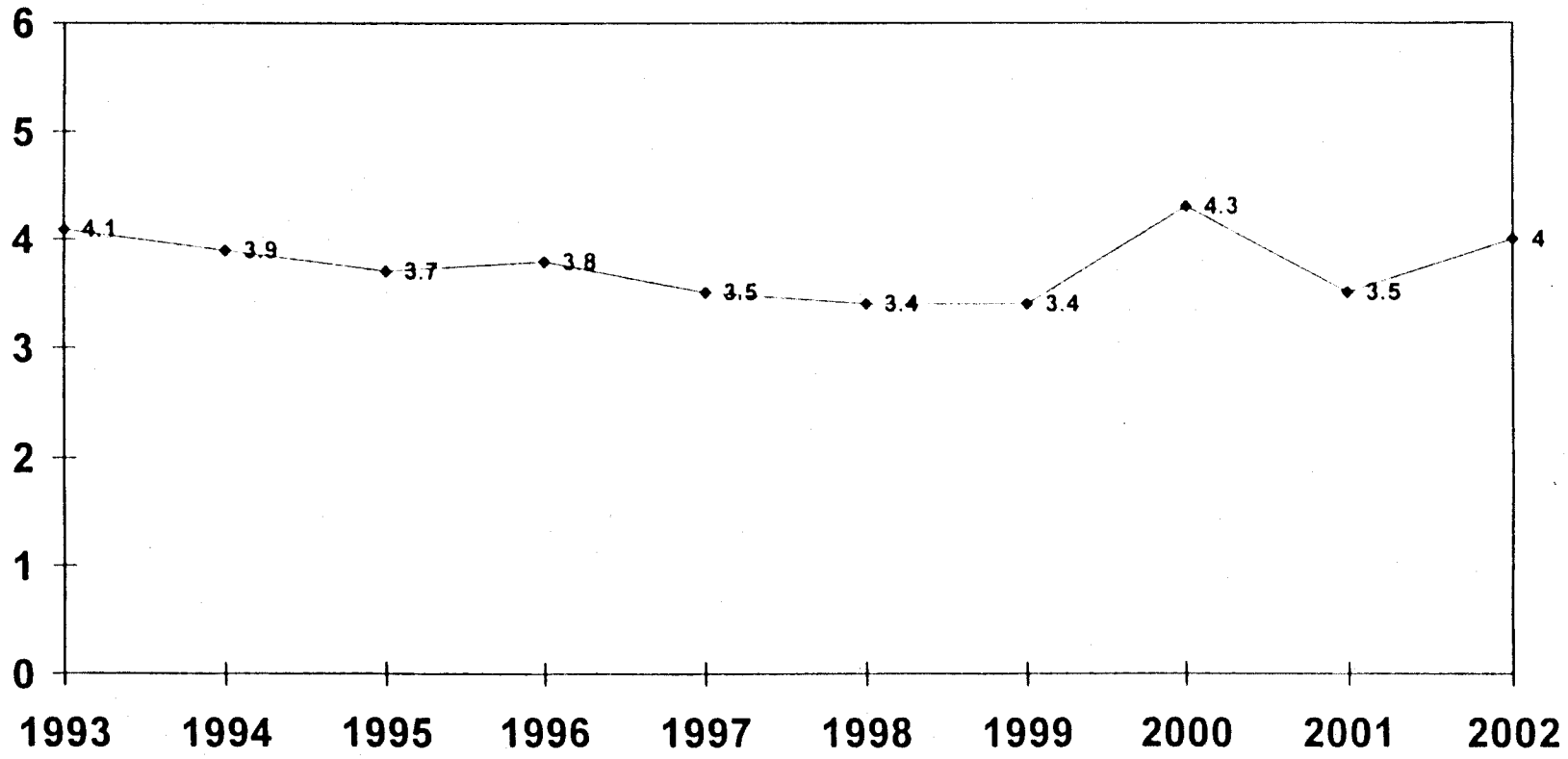

FOREIGN MILITARY FINANCING PROGRAM

(DOLLARS IN THOUSANDS)

	FY 1950 FY 1992	FY 1993	FY 1994	FY 1995	FY 1996	FY 1997 C/
WORLDWIDE	75,471,860	4,123,705	3,917,203	3,712,246	3,836,343	3,530,286
PAYMENT WAIVED	36,526,060	3,268,505	3,147,703	3,154,561	3,292,343	3,232,786
DOD DIRECT	11,137,301	855,200	769,500	557,685	544,000	297,500
DOD GUARANTY	27,808,500	-	-	-	-	-
EAST ASIA AND PACIFIC	4,984,704	15,000	750	1,300	2,500	1,000
PAYMENT WAIVED	353,955	15,000	750	1,300	2,500	1,000
DOD DIRECT	1,123,949	-	-	-	-	-
DOD GUARANTY	3,506,800	-	-	-	-	-
AUSTRALIA	115,586	-	-	-	-	-
DOD DIRECT	115,586	-	-	-	-	-
CAMBODIA	-	-	750	1,300	2,000	1,000
PAYMENT WAIVED	-	-	750	1,300	2,000	1,000
FIJI	-	-	-	-	-	-
PAYMENT WAIVED	-	-	-	-	-	-
INDONESIA	377,340	-	-	-	-	-
DOD DIRECT	84,140	-	-	-	-	-
DOD GUARANTY	293,200	-	-	-	-	-
JAPAN	34,772	-	-	-	-	-
DOD DIRECT	34,772	-	-	-	-	-
KOREA (SEOUL)	2,348,573	-	-	-	-	-
DOD DIRECT	454,390	-	-	-	-	-
DOD GUARANTY	1,894,183	-	-	-	-	-
LAOS	-	-	-	-	500	-
PAYMENT WAIVED	-	-	-	-	500	-
MALAYSIA	176,910	-	-	-	-	-
PAYMENT WAIVED	-	-	-	-	-	-
DOD DIRECT	38,071 A/	-	-	-	-	-
DOD GUARANTY	138,838	-	-	-	-	-
MONGOLIA	-	-	-	-	-	-
PAYMENT WAIVED	-	-	-	-	-	-
NEW ZEALAND	1,492	-	-	-	-	-
DOD DIRECT	1,492	-	-	-	-	-

TOTALS MAY NOT ADD DUE TO ROUNDING

* LESS THAN $500

AS OF 30 SEP 02

FOREIGN MILITARY FINANCING PROGRAM

(DOLLARS IN THOUSANDS)

FY 1998	FY 1999	FY 2000	FY 2001	FY 2002	FY 1950 FY 2002		
3,419,707	3,370,240	4,332,802	3,535,429	4,039,500	113,289,321	D/	WORLDWIDE
3,319,707	3,370,240	4,332,802	3,535,429	4,039,500	71,219,635		PAYMENT WAIVED
100,000	-	-	-	-	14,261,186		DOD DIRECT
-	-	-	-	-	27,808,500		DOD GUARANTY
-	1,500	2,137	7,416	48,800	5,065,107		EAST ASIA AND PACIFIC
-	1,500	2,137	7,416	48,800	434,358		PAYMENT WAIVED
-	-	-	-	-	1,123,949		DOD DIRECT
-	-	-	-	-	3,506,800		DOD GUARANTY
-	-	-	-	-	115,586		AUSTRALIA
-	-	-	-	-	115,586		DOD DIRECT
-	-	-	-	-	5,050		CAMBODIA
-	-	-	-	-	5,050		PAYMENT WAIVED
-	500	350	-	-	850		FIJI
-	500	350	-	-	850		PAYMENT WAIVED
-	-	-	-	-	377,340		INDONESIA
-	-	-	-	-	84,140		DOD DIRECT
-	-	-	-	-	293,200		DOD GUARANTY
-	-	-	-	-	34,772		JAPAN
-	-	-	-	-	34,772		DOD DIRECT
-	-	-	-	-	2,348,573		KOREA (SEOUL)
-	-	-	-	-	454,390		DOD DIRECT
-	-	-	-	-	1,894,183		DOD GUARANTY
-	-	-	-	-	500		LAOS
-	-	-	-	-	500		PAYMENT WAIVED
-	-	-	348	-	177,258		MALAYSIA
-	-	-	348	-	348		PAYMENT WAIVED
-	-	-	-	-	38,071		DOD DIRECT
-	-	-	-	-	138,838		DOD GUARANTY
-	-	350	2,332	2,000	4,682		MONGOLIA
-	-	350	2,332	2,000	4,682		PAYMENT WAIVED
-	-	-	-	-	1,492		NEW ZEALAND
-	-	-	-	-	1,492		DOD DIRECT

TOTALS MAY NOT ADD DUE TO ROUNDING

* LESS THAN $500

AS OF 30 SEP 02

FOREIGN MILITARY FINANCING PROGRAM (CONTINUED)

(DOLLARS IN THOUSANDS)

	FY 1950 FY 1992	FY 1993	FY 1994	FY 1995	FY 1996	FY 1997
EAST ASIA AND PACIFIC (CONTINUED)						
REP OF PHILIPPINES	695,038	15,000	-	-	-	-
PAYMENT WAIVED	350,938 B/	15,000	-	-	-	-
DOD DIRECT	8,600 A/	-	-	-	-	-
DOD GUARANTY	335,500	-	-	-	-	-
SINGAPORE	17,221	-	-	-	-	-
DOD GUARANTY	17,221	-	-	-	-	-
TAIWAN	547,726	-	-	-	-	-
DOD DIRECT	187,866	-	-	-	-	-
DOD GUARANTY	359,860	-	-	-	-	-
THAILAND	670,047	-	-	-	-	-
PAYMENT WAIVED	3,017	-	-	-	-	-
DOD DIRECT	199,031	-	-	-	-	-
DOD GUARANTY	467,999	-	-	-	-	-
UNTAET	-	-	-	-	-	-
PAYMENT WAIVED	-	-	-	-	-	-
NEAR EAST AND SOUTH ASIA	53,676,391	3,152,500	3,109,000	3,107,300	3,200,300	3,130,045
PAYMENT WAIVED	33,111,318	3,152,500	3,109,000	3,107,300	3,200,300	3,130,045
DOD DIRECT	3,585,294	-	-	-	-	-
DOD GUARANTY	16,979,779	-	-	-	-	-
AFGHANISTAN	-	-	-	-	-	-
PAYMENT WAIVED	-	-	-	-	-	-
BAHRAIN	1,000	500	-	-	-	-
PAYMENT WAIVED	1,000	500	-	-	-	-
BANGLADESH	-	-	-	-	-	-
PAYMENT WAIVED	-	-	-	-	-	-
EGYPT E/	15,853,510	1,300,000	1,300,000	1,300,000	1,300,000	1,300,000
PAYMENT WAIVED	11,303,510	1,300,000	1,300,000	1,300,000	1,300,000	1,300,000
DOD GUARANTY	4,550,000	-	-	-	-	-
INDIA	27,310	-	-	-	-	-
PAYMENT WAIVED	-	-	-	-	-	-
DOD DIRECT	27,310	-	-	-	-	-

TOTALS MAY NOT ADD DUE TO ROUNDING * LESS THAN $500

AS OF 30 SEP 02

FOREIGN MILITARY FINANCING PROGRAM (CONTINUED)

(DOLLARS IN THOUSANDS)

FY 1998	FY 1999	FY 2000	FY 2001	FY 2002	FY 1950 FY 2002	
						EAST ASIA AND PACIFIC (CONTINUED)
-	1,000	1,437	2,342	44,000	758,817	REP OF PHILIPPINES
-	1,000	1,437	2,342	44,000	414,717	PAYMENT WAIVED
-	-	-	-	-	8,600	DOD DIRECT
-	-	-	-	-	335,500	DOD GUARANTY
-	-	-	-	-	17,221	SINGAPORE
-	-	-	-	-	17,221	DOD GUARANTY
-	-	-	-	-	547,726	TAIWAN
-	-	-	-	-	187,866	DOD DIRECT
-	-	-	-	-	359,860	DOD GUARANTY
-	-	-	598	1,800	672,445	THAILAND
-	-	-	598	1,800	5,415	PAYMENT WAIVED
-	-	-	-	-	199,031	DOD DIRECT
-	-	-	-	-	467,999	DOD GUARANTY
-	-	-	1,796	1,000	2,796	UNTAET
-	-	-	1,796	1,000	2,796	PAYMENT WAIVED
3,152,050	3,263,200	4,249,415	3,354,204	3,669,200	87,063,605	NEAR EAST AND SOUTH ASIA
3,152,050	3,263,200	4,249,415	3,354,204	3,669,200	66,498,532	PAYMENT WAIVED
-	-	-	-	-	3,585,294	DOD DIRECT
-	-	-	-	-	16,979,779	DOD GUARANTY
-	-	-	-	50,000	50,000	AFGHANISTAN
-	-	-	-	50,000	50,000	PAYMENT WAIVED
-	-	-	-	28,500	30,000	BAHRAIN
-	-	-	-	28,500	30,000	PAYMENT WAIVED
1,250	800	-	-	-	2,050	BANGLADESH
1,250	800	-	-	-	2,050	PAYMENT WAIVED
1,300,000	1,300,000	1,300,000	1,297,140	1,300,000	28,850,650	EGYPT E/
1,300,000	1,300,000	1,300,000	1,297,140	1,300,000	24,300,650	PAYMENT WAIVED
-	-	-	-	-	4,550,000	DOD GUARANTY
-	-	-	-	800	28,110	INDIA
-	-	-	-	800	800	PAYMENT WAIVED
-	-	-	-	-	27,310	DOD DIRECT

TOTALS MAY NOT ADD DUE TO ROUNDING

* LESS THAN $500

AS OF 30 SEP 02

FOREIGN MILITARY FINANCING PROGRAM (CONTINUED)

(DOLLARS IN THOUSANDS)

	FY 1950 FY 1992	FY 1993	FY 1994	FY 1995	FY 1996	FY 1997
NEAR EAST AND SOUTH ASIA (CONTINUED)						
IRAN	496,407	-	-	-	-	-
DOD DIRECT	175,705	-	-	-	-	-
DOD GUARANTY	320,701	-	-	-	-	-
ISRAEL E/F/	32,219,104	1,800,000	1,800,000	1,800,000	1,800,000	1,800,000
PAYMENT WAIVED	21,014,860	1,800,000	1,800,000	1,800,000	1,800,000	1,800,000
DOD DIRECT	1,667,103	-	-	-	-	-
DOD GUARANTY	9,537,142	-	-	-	-	-
JORDAN	995,479	9,000	9,000	7,300	100,300	30,045
PAYMENT WAIVED	117,794	9,000	9,000	7,300	100,300	30,045
DOD DIRECT	227,048	-	-	-	-	-
DOD GUARANTY	650,637	-	-	-	-	-
LEBANON	243,668	-	-	-	-	-
DOD DIRECT	9,168	-	-	-	-	-
DOD GUARANTY	234,500	-	-	-	-	-
MOROCCO	625,952	40,000	-	-	-	-
PAYMENT WAIVED	156,415	40,000	-	-	-	-
DOD DIRECT	101,787	-	-	-	-	-
DOD GUARANTY	367,750	-	-	-	-	-
NEPAL	-	-	-	-	-	-
PAYMENT WAIVED	-	-	-	-	-	-
OMAN	202,640	1,000	-	-	-	-
PAYMENT WAIVED	3,500	1,000	-	-	-	-
DOD DIRECT	49,140	-	-	-	-	-
DOD GUARANTY	150,000	-	-	-	-	-
PAKISTAN	2,190,526	-	-	-	-	-
PAYMENT WAIVED	444,369	-	-	-	-	-
DOD DIRECT	1,184,311	-	-	-	-	-
DOD GUARANTY	561,847	-	-	-	-	-
SAUDI ARABIA	254,167	-	-	-	-	-
DOD DIRECT	65,222	-	-	-	-	-
DOD GUARANTY	188,945	-	-	-	-	-
SRI LANKA	2,308	-	-	-	-	-
DOD DIRECT	308	-	-	-	-	-
DOD GUARANTY	2,000	-	-	-	-	-

TOTALS MAY NOT ADD DUE TO ROUNDING * LESS THAN $500

AS OF 30 SEP 02

FOREIGN MILITARY FINANCING PROGRAM (CONTINUED)

(DOLLARS IN THOUSANDS)

FY 1998	FY 1999	FY 2000	FY 2001	FY 2002	FY 1950 FY 2002	
						NEAR EAST AND SOUTH ASIA (CONTINUED)
-	-	-	-	-	496,407	IRAN
-	-	-	-	-	175,705	DOD DIRECT
-	-	-	-	-	320,701	DOD GUARANTY
1,800,000	1,860,000	2,820,000	1,975,644	2,040,000	51,714,748	ISRAEL E/F/
1,800,000	1,860,000	2,820,000	1,975,644	2,040,000	40,510,504	PAYMENT WAIVED
-	-	-	-	-	1,667,103	DOD DIRECT
-	-	-	-	-	9,537,142	DOD GUARANTY
50,000	95,900	124,915	74,835	100,000	1,596,774	JORDAN
50,000	95,900	124,915	74,835	100,000	719,089	PAYMENT WAIVED
-	-	-	-	-	227,048	DOD DIRECT
-	-	-	-	-	650,637	DOD GUARANTY
-	-	-	-	-	243,668	LEBANON
-	-	-	-	-	9,168	DOD DIRECT
-	-	-	-	-	234,500	DOD GUARANTY
-	4,000	1,500	2,495	3,500	677,447	MOROCCO
-	4,000	1,500	2,495	3,500	207,910	PAYMENT WAIVED
-	-	-	-	-	101,787	DOD DIRECT
-	-	-	-	-	367,750	DOD GUARANTY
800	500	-	597	22,000	23,897	NEPAL
800	500	-	597	22,000	23,897	PAYMENT WAIVED
-	-	-	-	25,000	228,640	OMAN
-	-	-	-	25,000	29,500	PAYMENT WAIVED
-	-	-	-	-	49,140	DOD DIRECT
-	-	-	-	-	150,000	DOD GUARANTY
-	-	-	-	75,000	2,265,526	PAKISTAN
-	-	-	-	75,000	519,369	PAYMENT WAIVED
-	-	-	-	-	1,184,311	DOD DIRECT
-	-	-	-	-	561,847	DOD GUARANTY
-	-	-	-	-	254,167	SAUDI ARABIA
-	-	-	-	-	65,222	DOD DIRECT
-	-	-	-	-	188,945	DOD GUARANTY
-	-	-	-	-	2,308	SRI LANKA
-	-	-	-	-	308	DOD DIRECT
-	-	-	-	-	2,000	DOD GUARANTY

TOTALS MAY NOT ADD DUE TO ROUNDING

* LESS THAN $500

AS OF 30 SEP 02

(DOLLARS IN THOUSANDS)

	FY 1950 FY 1992	FY 1993	FY 1994	FY 1995	FY 1996	FY 1997
NEAR EAST AND SOUTH ASIA (CONTINUED)						
TUNISIA	552,063	2,000	-	-	-	-
PAYMENT WAIVED	69,871	2,000	-	-	-	-
DOD DIRECT	78,192 A/	-	-	-	-	-
DOD GUARANTY	404,000	-	-	-	-	-
YEMEN	12,257	-	-	-	-	-
PAYMENT WAIVED	-	-	-	-	-	-
DOD GUARANTY	12,257	-	-	-	-	-
EUROPE	14,229,300	855,250	769,500	560,803	597,850	364,809
PAYMENT WAIVED	2,358,476	250	-	3,118	53,850	67,309
DOD DIRECT	5,791,824	855,000	769,500	557,685	544,000	297,500
DOD GUARANTY	6,079,000	-	-	-	-	-
ALBANIA	-	-	-	-	2,525	100
PAYMENT WAIVED	-	-	-	-	2,525	100
ARMENIA	-	-	-	-	-	-
PAYMENT WAIVED	-	-	-	-	-	-
AUSTRIA	15,713	-	-	-	-	-
DOD DIRECT	15,713	-	-	-	-	-
AZERBAIJAN	-	-	-	-	-	-
PAYMENT WAIVED	-	-	-	-	-	-
BELGIUM	7,793	-	-	-	-	-
DOD DIRECT	7,793	-	-	-	-	-
BOSNIA-HERZEGOVINA	-	-	-	-	-	-
PAYMENT WAIVED	-	-	-	-	-	-
BULGARIA	-	-	-	-	4,275	3,000
PAYMENT WAIVED	-	-	-	-	4,275	3,000
CROATIA	-	-	-	-	-	-
PAYMENT WAIVED	-	-	-	-	-	-
CZECH REPUBLIC	-	-	-	-	8,900	9,087
PAYMENT WAIVED	-	-	-	-	8,900	9,087
ESTONIA	-	-	-	706	1,500	1,500
PAYMENT WAIVED	-	-	-	706	1,500	1,500

TOTALS MAY NOT ADD DUE TO ROUNDING * LESS THAN $500

FOREIGN MILITARY FINANCING PROGRAM (CONTINUED)

(DOLLARS IN THOUSANDS)

FY 1998	FY 1999	FY 2000	FY 2001	FY 2002	FY 1950 FY 2002	
						NEAR EAST AND SOUTH ASIA (CONTINUED)
-	2,000	3,000	3,493	4,400	566,956	TUNISIA
-	2,000	3,000	3,493	4,400	84,764	PAYMENT WAIVED
-	-	-	-	-	78,192	DOD DIRECT
-	-	-	-	-	404,000	DOD GUARANTY
-	-	-	-	20,000	32,257	YEMEN
-	-	-	-	20,000	20,000	PAYMENT WAIVED
-	-	-	-	-	12,257	DOD GUARANTY
244,957	90,700	67,000	148,330	275,000	18,203,499	EUROPE
144,957	90,700	67,000	148,330	275,000	3,208,990	PAYMENT WAIVED
100,000	-	-	-	-	8,915,509	DOD DIRECT
-	-	-	-	-	6,079,000	DOD GUARANTY
1,700	4,000	1,600	8,631	4,000	22,556	ALBANIA
1,700	4,000	1,600	8,631	4,000	22,556	PAYMENT WAIVED
-	-	-	-	4,000	4,000	ARMENIA
-	-	-	-	4,000	4,000	PAYMENT WAIVED
-	-	-	-	-	15,713	AUSTRIA
-	-	-	-	-	15,713	DOD DIRECT
-	-	-	-	4,000	4,000	AZERBAIJAN
-	-	-	-	4,000	4,000	PAYMENT WAIVED
-	-	-	-	-	7,793	BELGIUM
-	-	-	-	-	7,793	DOD DIRECT
-	4,000	-	5,986	2,250	12,236	BOSNIA-HERZEGOVINA
-	4,000	-	5,986	2,250	12,236	PAYMENT WAIVED
4,200	9,400	5,000	13,470	8,500	47,845	BULGARIA
4,200	9,400	5,000	13,470	8,500	47,845	PAYMENT WAIVED
-	-	4,000	3,991	5,000	12,991	CROATIA
-	-	4,000	3,991	5,000	12,991	PAYMENT WAIVED
16,250	7,100	6,000	8,981	10,000	66,318	CZECH REPUBLIC
16,250	7,100	6,000	8,981	10,000	66,318	PAYMENT WAIVED
8,300	4,700	4,000	6,186	6,250	33,142	ESTONIA
8,300	4,700	4,000	6,186	6,250	33,142	PAYMENT WAIVED

TOTALS MAY NOT ADD DUE TO ROUNDING * LESS THAN $500

AS OF 30 SEP 02

FOREIGN MILITARY FINANCING PROGRAM (CONTINUED)

(DOLLARS IN THOUSANDS)

	FY 1950 FY 1992	FY 1993	FY 1994	FY 1995	FY 1996	FY 1997
EUROPE (CONTINUED)						
FRANCE	80,392	-	-	-	-	-
DOD DIRECT	80,392	-	-	-	-	-
GEORGIA	-	-	-	-	-	700
PAYMENT WAIVED	-	-	-	-	-	700
GREECE	5,189,245	315,000	283,500	229,635	224,000	122,500
PAYMENT WAIVED	89,871	-	-	-	-	-
DOD DIRECT	3,023,774	315,000	283,500	229,635	224,000	122,500
DOD GUARANTY	2,075,600	-	-	-	-	-
HUNGARY	-	250	-	-	3,200	10,087
PAYMENT WAIVED	-	250	-	-	3,200	10,087
ITALY	292	-	-	-	-	-
DOD DIRECT	292	-	-	-	-	-
KAZAKHSTAN	-	-	-	-	-	1,500
PAYMENT WAIVED	-	-	-	-	-	1,500
KYRGYZSTAN	-	-	-	-	-	800
PAYMENT WAIVED	-	-	-	-	-	800
LATVIA	-	-	-	706	1,500	1,500
PAYMENT WAIVED	-	-	-	706	1,500	1,500
LITHUANIA	-	-	-	706	1,500	1,500
PAYMENT WAIVED	-	-	-	706	1,500	1,500
MACEDONIA (FYROM)	-	-	-	-	750	1,648
PAYMENT WAIVED	-	-	-	-	750	1,648
MALTA	-	-	-	-	-	-
PAYMENT WAIVED	-	-	-	-	-	-
MOLDOVA	-	-	-	-	-	800
PAYMENT WAIVED	-	-	-	-	-	800
NETHERLANDS	2,200	-	-	-	-	-
DOD DIRECT	2,200	-	-	-	-	-
POLAND	-	-	-	1,000	16,475	12,587
PAYMENT WAIVED	-	-	-	1,000	16,475	12,587
DOD DIRECT	-	-	-	-	-	-

TOTALS MAY NOT ADD DUE TO ROUNDING

* LESS THAN $500

AS OF 30 SEP 02

FOREIGN MILITARY FINANCING PROGRAM (CONTINUED)

(DOLLARS IN THOUSANDS)

FY 1998	FY 1999	FY 2000	FY 2001	FY 2002	FY 1950 FY 2002	
						EUROPE (CONTINUED)
-	-	-	-	-	80,392	FRANCE
-	-	-	-	-	80,392	DOD DIRECT
5,350	7,950	3,000	4,490	55,500	76,990	GEORGIA
5,350	7,950	3,000	4,490	55,500	76,990	PAYMENT WAIVED
-	-	-	-	-	6,363,880	GREECE
-	-	-	-	-	89,871	PAYMENT WAIVED
-	-	-	-	-	4,198,409	DOD DIRECT
-	-	-	-	-	2,075,600	DOD GUARANTY
16,600	7,100	6,000	8,981	10,000	62,218	HUNGARY
16,600	7,100	6,000	8,981	10,000	62,218	PAYMENT WAIVED
-	-	-	-	-	292	ITALY
-	-	-	-	-	292	DOD DIRECT
2,250	1,800	1,500	1,896	4,750	13,696	KAZAKHSTAN
2,250	1,800	1,500	1,896	4,750	13,696	PAYMENT WAIVED
1,350	1,550	1,000	1,846	11,000	17,546	KYRGYZSTAN
1,350	1,550	1,000	1,846	11,000	17,546	PAYMENT WAIVED
6,950	4,700	4,000	5,188	6,250	30,794	LATVIA
6,950	4,700	4,000	5,188	6,250	30,794	PAYMENT WAIVED
6,950	4,700	4,600	6,486	6,593	33,035	LITHUANIA
6,950	4,700	4,600	6,486	6,593	33,035	PAYMENT WAIVED
19,257	6,000	-	13,619	10,500	51,774	MACEDONIA (FYROM)
19,257	6,000	-	13,619	10,500	51,774	PAYMENT WAIVED
-	300	450	2,993	-	3,743	MALTA
-	300	450	2,993	-	3,743	PAYMENT WAIVED
3,450	1,250	1,250	1,795	1,250	9,795	MOLDOVA
3,450	1,250	1,250	1,795	1,250	9,795	PAYMENT WAIVED
-	-	-	-	-	2,200	NETHERLANDS
-	-	-	-	-	2,200	DOD DIRECT
124,700	6,600	8,000	12,274	12,000	193,636	POLAND
24,700	6,600	8,000	12,274	12,000	93,636	PAYMENT WAIVED
100,000	-	-	-	-	100,000	DOD DIRECT

TOTALS MAY NOT ADD DUE TO ROUNDING

* LESS THAN $500

AS OF 30 SEP 02

FOREIGN MILITARY FINANCING PROGRAM (CONTINUED)

(DOLLARS IN THOUSANDS)

	FY 1950 FY 1992	FY 1993	FY 1994	FY 1995	FY 1996	FY 1997
EUROPE (CONTINUED)						
PORTUGAL	627,700	90,000	81,000	-	-	-
PAYMENT WAIVED	384,635	-	-	-	-	-
DOD DIRECT	100,565	90,000	81,000	-	-	-
DOD GUARANTY	142,500	-	-	-	-	-
ROMANIA	-	-	-	-	9,275	6,500
PAYMENT WAIVED	-	-	-	-	9,275	6,500
RUSSIA	-	-	-	-	-	2,250
PAYMENT WAIVED	-	-	-	-	-	2,250
SLOVAKIA	-	-	-	-	3,550	6,000
PAYMENT WAIVED	-	-	-	-	3,550	6,000
SLOVENIA	-	-	-	-	400	1,000
PAYMENT WAIVED	-	-	-	-	400	1,000
SPAIN	2,415,100	-	-	-	-	-
DOD DIRECT	890,100	-	-	-	-	-
DOD GUARANTY	1,525,000	-	-	-	-	-
TAJIKISTAN	-	-	-	-	-	-
PAYMENT WAIVED	-	-	-	-	-	-
TURKEY	5,890,865	450,000	405,000	328,050	320,000	175,000
PAYMENT WAIVED	1,883,970	-	-	-	-	-
DOD DIRECT	1,670,995 A/	450,000	405,000	328,050	320,000	175,000
DOD GUARANTY	2,335,900	-	-	-	-	-
TURKMENISTAN	-	-	-	-	-	500
PAYMENT WAIVED	-	-	-	-	-	500
UKRAINE	-	-	-	-	-	5,250
PAYMENT WAIVED	-	-	-	-	-	5,250
UZBEKISTAN	-	-	-	-	-	1,000
PAYMENT WAIVED	-	-	-	-	-	1,000
AFRICA	688,205	12,937	1,385	1,330	9,043	9,249
PAYMENT WAIVED	102,793	12,937	1,385	1,330	9,043	9,249
DOD DIRECT	147,734	-	-	-	-	-
DOD GUARANTY	437,677	-	-	-	-	-

TOTALS MAY NOT ADD DUE TO ROUNDING

* LESS THAN $500

AS OF 30 SEP 02

FOREIGN MILITARY FINANCING PROGRAM (CONTINUED)

(DOLLARS IN THOUSANDS)

FY 1998	FY 1999	FY 2000	FY 2001	FY 2002	FY 1950 FY 2002	
						EUROPE (CONTINUED)
-	-	-	-	-	798,700	PORTUGAL
-	-	-	-	-	384,635	PAYMENT WAIVED
-	-	-	-	-	271,565	DOD DIRECT
-	-	-	-	-	142,500	DOD GUARANTY
13,900	6,500	6,200	16,962	9,000	68,337	ROMANIA
13,900	6,500	6,200	16,962	9,000	68,337	PAYMENT WAIVED
2,250	-	-	-	-	4,500	RUSSIA
2,250	-	-	-	-	4,500	PAYMENT WAIVED
3,200	3,200	2,800	11,135	8,250	38,135	SLOVAKIA
3,200	3,200	2,800	11,135	8,250	38,135	PAYMENT WAIVED
2,500	2,600	2,000	5,487	4,000	17,987	SLOVENIA
2,500	2,600	2,000	5,487	4,000	17,987	PAYMENT WAIVED
-	-	-	-	-	2,415,100	SPAIN
-	-	-	-	-	890,100	DOD DIRECT
-	-	-	-	-	1,525,000	DOD GUARANTY
-	-	-	-	3,700	3,700	TAJIKISTAN
-	-	-	-	3,700	3,700	PAYMENT WAIVED
-	-	-	-	48,000	7,616,915	TURKEY
-	-	-	-	48,000	1,931,970	PAYMENT WAIVED
-	-	-	-	-	3,349,045	DOD DIRECT
-	-	-	-	-	2,335,900	DOD GUARANTY
450	600	600	699	-	2,849	TURKMENISTAN
450	600	600	699	-	2,849	PAYMENT WAIVED
3,800	5,000	3,250	4,789	4,000	26,089	UKRAINE
3,800	5,000	3,250	4,789	4,000	26,089	PAYMENT WAIVED
1,550	1,650	1,750	2,445	36,207	44,602	UZBEKISTAN
1,550	1,650	1,750	2,445	36,207	44,602	PAYMENT WAIVED
17,350	8,200	10,250	18,697	34,300	810,946	AFRICA
17,350	8,200	10,250	18,697	34,300	225,534	PAYMENT WAIVED
-	-	-	-	-	147,734	DOD DIRECT
-	-	-	-	-	437,677	DOD GUARANTY

TOTALS MAY NOT ADD DUE TO ROUNDING

* LESS THAN $500

AS OF 30 SEP 02

FOREIGN MILITARY FINANCING PROGRAM (CONTINUED)

(DOLLARS IN THOUSANDS)

	FY 1950 FY 1992	FY 1993	FY 1994	FY 1995	FY 1996	FY 1997
AFRICA (CONTINUED)						
ANGOLA	-	-	-	-	2,000	-
PAYMENT WAIVED	-	-	-	-	2,000	-
BENIN	77	250	-	-	-	-
PAYMENT WAIVED	77	250	-	-	-	-
BOTSWANA	21,596	1,800	-	-	-	-
PAYMENT WAIVED	3,596	1,800	-	-	-	-
DOD DIRECT	5,000	-	-	-	-	-
DOD GUARANTY	13,000	-	-	-	-	-
BURUNDI	315	-	-	-	-	-
PAYMENT WAIVED	315	-	-	-	-	-
CAMEROON	27,428	-	-	-	-	-
PAYMENT WAIVED	1,028	-	-	-	-	-
DOD DIRECT	5,000	-	-	-	-	-
DOD GUARANTY	21,400	-	-	-	-	-
CAPE VERDE	2,085	-	-	-	-	-
PAYMENT WAIVED	2,085	-	-	-	-	-
CENTRAL AFRICAN REP	370	-	-	-	-	-
PAYMENT WAIVED	370	-	-	-	-	-
CHAD	4,646	-	-	-	-	-
PAYMENT WAIVED	4,646	-	-	-	-	-
COMOROS	85	-	-	-	-	-
PAYMENT WAIVED	85	-	-	-	-	-
CONGO (BRAZZAVILLE)	13	-	-	-	-	-
PAYMENT WAIVED	13	-	-	-	-	-
CONGO (KINSHASA)	134,536	-	-	-	-	-
PAYMENT WAIVED	2,986	-	-	-	-	-
DOD DIRECT	91,500	-	-	-	-	-
DOD GUARANTY	40,050	-	-	-	-	-
DJIBOUTI	3,581	-	-	-	-	-
PAYMENT WAIVED	3,581	-	-	-	-	-

TOTALS MAY NOT ADD DUE TO ROUNDING * LESS THAN $500

FOREIGN MILITARY FINANCING PROGRAM (CONTINUED)

(DOLLARS IN THOUSANDS)

FY 1998	FY 1999	FY 2000	FY 2001	FY 2002	FY 1950 FY 2002	
						AFRICA (CONTINUED)
-	-	-	-	-	2,000	ANGOLA
-	-	-	-	-	2,000	PAYMENT WAIVED
3,200	-	-	-	-	3,527	BENIN
3,200	-	-	-	-	3,527	PAYMENT WAIVED
-	-	-	1,597	1,000	25,993	BOTSWANA
-	-	-	1,597	1,000	7,993	PAYMENT WAIVED
-	-	-	-	-	5,000	DOD DIRECT
-	-	-	-	-	13,000	DOD GUARANTY
-	-	-	-	-	315	BURUNDI
-	-	-	-	-	315	PAYMENT WAIVED
-	-	-	-	-	27,428	CAMEROON
-	-	-	-	-	1,028	PAYMENT WAIVED
-	-	-	-	-	5,000	DOD DIRECT
-	-	-	-	-	21,400	DOD GUARANTY
-	-	-	-	-	2,085	CAPE VERDE
-	-	-	-	-	2,085	PAYMENT WAIVED
-	-	-	-	-	370	CENTRAL AFRICAN REP
-	-	-	-	-	370	PAYMENT WAIVED
-	-	-	-	-	4,646	CHAD
-	-	-	-	-	4,646	PAYMENT WAIVED
-	-	-	-	-	85	COMOROS
-	-	-	-	-	85	PAYMENT WAIVED
-	-	-	-	-	13	CONGO (BRAZZAVILLE)
-	-	-	-	-	13	PAYMENT WAIVED
-	-	-	-	-	134,536	CONGO (KINSHASA)
-	-	-	-	-	2,986	PAYMENT WAIVED
-	-	-	-	-	91,500	DOD DIRECT
-	-	-	-	-	40,050	DOD GUARANTY
-	-	-	100	1,500	5,181	DJIBOUTI
-	-	-	100	1,500	5,181	PAYMENT WAIVED

TOTALS MAY NOT ADD DUE TO ROUNDING

* LESS THAN $500

AS OF 30 SEP 02

FOREIGN MILITARY FINANCING PROGRAM (CONTINUED)

(DOLLARS IN THOUSANDS)

	FY 1950 FY 1992	FY 1993	FY 1994	FY 1995	FY 1996	FY 1997
AFRICA (CONTINUED)						
EQUATORIAL GUINEA	319	-	-	-	-	-
PAYMENT WAIVED	319	-	-	-	-	-
ERITREA	-	-	200	460	2,613	1,750
PAYMENT WAIVED	-	-	200	460	2,613	1,750
ETHIOPIA	36,000	-	500	300	1,430	1,000
PAYMENT WAIVED	-	-	500	300	1,430	1,000
DOD DIRECT	36,000	-	-	-	-	-
GABON	15,557	-	-	-	-	-
PAYMENT WAIVED	357	-	-	-	-	-
DOD DIRECT	2,000	-	-	-	-	-
DOD GUARANTY	13,200	-	-	-	-	-
GAMBIA	650	1,300	-	-	-	-
PAYMENT WAIVED	650	1,300	-	-	-	-
GHANA	1,150	600	285	-	-	-
PAYMENT WAIVED	1,150	600	285	-	-	-
GUINEA	1,340	100	-	-	-	-
PAYMENT WAIVED	1,340	100	-	-	-	-
GUINEA-BISSAU	755	1,700	-	-	-	-
PAYMENT WAIVED	755	1,700	-	-	-	-
IVORY COAST	2,817	-	-	-	-	-
PAYMENT WAIVED	2,817	-	-	-	-	-
KENYA	158,379	-	-	-	-	-
PAYMENT WAIVED	379	-	-	-	-	-
DOD DIRECT	3,000	-	-	-	-	-
DOD GUARANTY	155,000	-	-	-	-	-
LESOTHO	200	-	-	-	-	-
PAYMENT WAIVED	200	-	-	-	-	-
LIBERIA	28,515	-	-	-	-	-
DOD DIRECT	4,851	-	-	-	-	-
DOD GUARANTY	23,664	-	-	-	-	-

TOTALS MAY NOT ADD DUE TO ROUNDING

* LESS THAN $500

AS OF 30 SEP 02

FOREIGN MILITARY FINANCING PROGRAM (CONTINUED)

(DOLLARS IN THOUSANDS)

FY 1998	FY 1999	FY 2000	FY 2001	FY 2002	FY 1950 FY 2002	
						AFRICA (CONTINUED)
-	-	-	-	-	319	EQUATORIAL GUINEA
-	-	-	-	-	319	PAYMENT WAIVED
1,000	-	-	-	-	6,023	ERITREA
1,000	-	-	-	-	6,023	PAYMENT WAIVED
1,000	2,900	-	-	2,800	45,930	ETHIOPIA
1,000	2,900	-	-	2,800	9,930	PAYMENT WAIVED
-	-	-	-	-	36,000	DOD DIRECT
-	-	-	-	-	15,557	GABON
-	-	-	-	-	357	PAYMENT WAIVED
-	-	-	-	-	2,000	DOD DIRECT
-	-	-	-	-	13,200	DOD GUARANTY
-	-	-	-	-	1,950	GAMBIA
-	-	-	-	-	1,950	PAYMENT WAIVED
3,300	1,300	-	500	1,050	8,185	GHANA
3,300	1,300	-	500	1,050	8,185	PAYMENT WAIVED
-	-	-	3,000	-	4,440	GUINEA
-	-	-	3,000	-	4,440	PAYMENT WAIVED
-	-	-	-	-	2,455	GUINEA-BISSAU
-	-	-	-	-	2,455	PAYMENT WAIVED
1,200	500	-	-	-	4,517	IVORY COAST
1,200	500	-	-	-	4,517	PAYMENT WAIVED
-	-	-	1,000	15,000	174,379	KENYA
-	-	-	1,000	15,000	16,379	PAYMENT WAIVED
-	-	-	-	-	3,000	DOD DIRECT
-	-	-	-	-	155,000	DOD GUARANTY
-	-	-	-	-	200	LESOTHO
-	-	-	-	-	200	PAYMENT WAIVED
-	-	-	-	-	28,515	LIBERIA
-	-	-	-	-	4,851	DOD DIRECT
-	-	-	-	-	23,664	DOD GUARANTY

TOTALS MAY NOT ADD DUE TO ROUNDING

* LESS THAN $500

AS OF 30 SEP 02

FOREIGN MILITARY FINANCING PROGRAM (CONTINUED)

(DOLLARS IN THOUSANDS)

	FY 1950 FY 1992	FY 1993	FY 1994	FY 1995	FY 1996	FY 1997
AFRICA (CONTINUED)						
MADAGASCAR	561	-	-	-	-	-
PAYMENT WAIVED	561	-	-	-	-	-
MALAWI	1,491	-	-	-	-	569
PAYMENT WAIVED	1,491 A/B/	-	-	-	-	569
MALI	148	747	-	-	-	-
PAYMENT WAIVED	100	747	-	-	-	-
DOD DIRECT	48	-	-	-	-	-
MAURITIUS	650	-	-	-	-	-
PAYMENT WAIVED	650	-	-	-	-	-
MOZAMBIQUE	-	-	400	-	200	-
PAYMENT WAIVED	-	-	400	-	200	-
NAMIBIA	3,100	600	-	270	400	-
PAYMENT WAIVED	3,100	600	-	270	400	-
NIGER	10,569	600	-	-	-	-
PAYMENT WAIVED	5,069 A/	600	-	-	-	-
DOD GUARANTY	5,500	-	-	-	-	-
NIGERIA	369	-	-	-	-	-
PAYMENT WAIVED	34	-	-	-	-	-
DOD DIRECT	335	-	-	-	-	-
RWANDA	1,854	525	-	300	400	-
PAYMENT WAIVED	354	525	-	300	400	-
DOD GUARANTY	1,500	-	-	-	-	-
SAO TOME & PRINCIPE	395	190	-	-	-	-
PAYMENT WAIVED	395	190	-	-	-	-
SENEGAL	19,853	2,700	-	-	-	1,965
PAYMENT WAIVED	11,853 A/	2,700	-	-	-	1,965
DOD GUARANTY	8,000	-	-	-	-	-
SEYCHELLES	445	110	-	-	-	-
PAYMENT WAIVED	445	110	-	-	-	-
SIERRA LEONE	3,048	-	-	-	-	-
PAYMENT WAIVED	3,048 A/	-	-	-	-	-

TOTALS MAY NOT ADD DUE TO ROUNDING * LESS THAN $500

AS OF 30 SEP 02

FOREIGN MILITARY FINANCING PROGRAM (CONTINUED)

(DOLLARS IN THOUSANDS)

FY 1998	FY 1999	FY 2000	FY 2001	FY 2002	FY 1950 FY 2002	
						AFRICA (CONTINUED)
-	-	-	-	-	561	MADAGASCAR
-	-	-	-	-	561	PAYMENT WAIVED
900	-	-	-	-	2,960	MALAWI
900	-	-	-	-	2,960	PAYMENT WAIVED
1,600	600	-	200	-	3,295	MALI
1,600	600	-	200	-	3,247	PAYMENT WAIVED
-	-	-	-	-	48	DOD DIRECT
-	-	-	-	-	650	MAURITIUS
-	-	-	-	-	650	PAYMENT WAIVED
-	-	-	-	-	600	MOZAMBIQUE
-	-	-	-	-	600	PAYMENT WAIVED
-	-	-	-	-	4,370	NAMIBIA
-	-	-	-	-	4,370	PAYMENT WAIVED
-	-	-	-	-	11,169	NIGER
-	-	-	-	-	5,669	PAYMENT WAIVED
-	-	-	-	-	5,500	DOD GUARANTY
-	-	10,000	10,000	6,000	26,369	NIGERIA
-	-	10,000	10,000	6,000	26,034	PAYMENT WAIVED
-	-	-	-	-	335	DOD DIRECT
-	-	-	-	-	3,079	RWANDA
-	-	-	-	-	1,579	PAYMENT WAIVED
-	-	-	-	-	1,500	DOD GUARANTY
-	-	-	-	-	585	SAO TOME & PRINCIPE
-	-	-	-	-	585	PAYMENT WAIVED
900	2,600	-	800	250	29,068	SENEGAL
900	2,600	-	800	250	21,068	PAYMENT WAIVED
-	-	-	-	-	8,000	DOD GUARANTY
-	-	-	-	-	555	SEYCHELLES
-	-	-	-	-	555	PAYMENT WAIVED
-	-	-	-	-	3,048	SIERRA LEONE
-	-	-	-	-	3,048	PAYMENT WAIVED

TOTALS MAY NOT ADD DUE TO ROUNDING * LESS THAN $500

AS OF 30 SEP 02

FOREIGN MILITARY FINANCING PROGRAM (CONTINUED)

(DOLLARS IN THOUSANDS)

	FY 1950 FY 1992	FY 1993	FY 1994	FY 1995	FY 1996	FY 1997
AFRICA (CONTINUED)						
SOMALIA	55,066	-	-	-	-	-
DOD GUARANTY	55,066	-	-	-	-	-
SOUTH AFRICA	-	-	-	-	-	-
PAYMENT WAIVED	-	-	-	-	-	-
SUDAN	148,275	-	-	-	-	-
PAYMENT WAIVED	46,977 A/	-	-	-	-	-
DOD GUARANTY	101,297	-	-	-	-	-
TANZANIA	50	100	-	-	-	-
PAYMENT WAIVED	50	100	-	-	-	-
TOGO	348	-	-	-	-	-
PAYMENT WAIVED	348	-	-	-	-	-
UGANDA	70	425	-	-	2,000	3,965
PAYMENT WAIVED	70	425	-	-	2,000	3,965
ZAMBIA	150	300	-	-	-	-
PAYMENT WAIVED	150	300	-	-	-	-
ZIMBABWE	1,350	890	-	-	-	-
PAYMENT WAIVED	1,350	890	-	-	-	-
WESTERN HEMISPHERE	1,784,079	61,361	12,227	16,998	2,000	2,000
PAYMENT WAIVED	513,446	61,361	12,227	16,998	2,000	2,000
DOD DIRECT	465,390	-	-	-	-	-
DOD GUARANTY	805,243	-	-	-	-	-
ANTIGUA & BARBUDA	2,280	80	37	40	50	225
PAYMENT WAIVED	2,280	80	37	40	50	225
ARGENTINA	180,379	-	-	-	-	-
PAYMENT WAIVED	4,500	-	-	-	-	-
DOD DIRECT	63,240	-	-	-	-	-
DOD GUARANTY	112,639	-	-	-	-	-
BAHAMAS	-	-	-	40	75	75
PAYMENT WAIVED	-	-	-	40	75	75
BARBADOS	2,690	80	37	95	200	100
PAYMENT WAIVED	2,690	80	37	95	200	100

TOTALS MAY NOT ADD DUE TO ROUNDING * LESS THAN $500

AS OF 30 SEP 02

FOREIGN MILITARY FINANCING PROGRAM (CONTINUED)

(DOLLARS IN THOUSANDS)

FY 1998	FY 1999	FY 2000	FY 2001	FY 2002	FY 1950 FY 2002	
						AFRICA (CONTINUED)
-	-	-	-	-	55,066	SOMALIA
-	-	-	-	-	55,066	DOD GUARANTY
350	300	250	1,000	6,700	8,600	SOUTH AFRICA
350	300	250	1,000	6,700	8,600	PAYMENT WAIVED
-	-	-	-	-	148,275	SUDAN
-	-	-	-	-	46,977	PAYMENT WAIVED
-	-	-	-	-	101,297	DOD GUARANTY
-	-	-	-	-	150	TANZANIA
-	-	-	-	-	150	PAYMENT WAIVED
-	-	-	-	-	348	TOGO
-	-	-	-	-	348	PAYMENT WAIVED
3,900	-	-	-	-	10,360	UGANDA
3,900	-	-	-	-	10,360	PAYMENT WAIVED
-	-	-	500	-	950	ZAMBIA
-	-	-	500	-	950	PAYMENT WAIVED
-	-	-	-	-	2,240	ZIMBABWE
-	-	-	-	-	2,240	PAYMENT WAIVED
5,350	6,640	4,000	6,682	12,200	1,913,538	WESTERN HEMISPHERE
5,350	6,640	4,000	6,682	12,200	642,905	PAYMENT WAIVED
-	-	-	-	-	465,390	DOD DIRECT
-	-	-	-	-	805,243	DOD GUARANTY
310	410	515	640	670	5,257	ANTIGUA & BARBUDA
310	410	515	640	670	5,257	PAYMENT WAIVED
1,250	1,850	450	998	1,500	186,427	ARGENTINA
1,250	1,850	450	998	1,500	10,548	PAYMENT WAIVED
-	-	-	-	-	63,240	DOD DIRECT
-	-	-	-	-	112,639	DOD GUARANTY
140	130	50	139	100	749	BAHAMAS
140	130	50	139	100	749	PAYMENT WAIVED
75	75	55	135	130	3,672	BARBADOS
75	75	55	135	130	3,672	PAYMENT WAIVED

TOTALS MAY NOT ADD DUE TO ROUNDING

* LESS THAN $500

AS OF 30 SEP 02

FOREIGN MILITARY FINANCING PROGRAM (CONTINUED)

(DOLLARS IN THOUSANDS)

	FY 1950 FY 1992	FY 1993	FY 1994	FY 1995	FY 1996	FY 1997
WESTERN HEMISPHERE (CONTINUED)						
BELIZE	1,000	500	160	-	75	75
PAYMENT WAIVED	1,000	500	160	-	75	75
BOLIVIA	121,228	18,595	2,967	3,229	-	-
PAYMENT WAIVED	98,228	18,595	2,967	3,229	-	-
DOD DIRECT	8,000	-	-	-	-	-
DOD GUARANTY	15,000	-	-	-	-	-
BOLIVIA - INTL NARC	1,000	-	-	-	-	-
PAYMENT WAIVED	1,000	-	-	-	-	-
BRAZIL	264,617	-	-	-	-	-
DOD DIRECT	111,303	-	-	-	-	-
DOD GUARANTY	153,315	-	-	-	-	-
CHILE	65,524	-	-	-	-	-
PAYMENT WAIVED	-	-	-	-	-	-
DOD DIRECT	61,490	-	-	-	-	-
DOD GUARANTY	4,034	-	-	-	-	-
COLOMBIA	303,556	27,000	7,700	10,000	-	-
PAYMENT WAIVED	143,789	27,000	7,700	10,000	-	-
DOD DIRECT	42,168	-	-	-	-	-
DOD GUARANTY	117,600	-	-	-	-	-
COLOMBIA - INTL NARC	1,996	-	-	-	-	-
PAYMENT WAIVED	1,996	-	-	-	-	-
COSTA RICA	5,000	-	-	-	-	-
DOD GUARANTY	5,000	-	-	-	-	-
DOMINICA	1,700	110	37	40	50	100
PAYMENT WAIVED	1,700	110	37	40	50	100
DOMINICAN REPUBLIC	26,974	500	300	-	-	100
PAYMENT WAIVED	3,276	500	300	-	-	100
DOD DIRECT	3,500	-	-	-	-	-
DOD GUARANTY	20,198	-	-	-	-	-
ECUADOR	69,303	1,150	130	-	-	-
PAYMENT WAIVED	4,339	1,150	130	-	-	-
DOD DIRECT	8,466	-	-	-	-	-
DOD GUARANTY	56,498	-	-	-	-	-

TOTALS MAY NOT ADD DUE TO ROUNDING * LESS THAN $500

FOREIGN MILITARY FINANCING PROGRAM (CONTINUED)

(DOLLARS IN THOUSANDS)

FY 1998	FY 1999	FY 2000	FY 2001	FY 2002	FY 1950 FY 2002	
						WESTERN HEMISPHERE (CONTINUED)
100	100	100	200	200	2,510	BELIZE
100	100	100	200	200	2,510	PAYMENT WAIVED
-	-	250	597	500	147,366	BOLIVIA
-	-	250	597	500	124,366	PAYMENT WAIVED
-	-	-	-	-	8,000	DOD DIRECT
-	-	-	-	-	15,000	DOD GUARANTY
-	-	-	-	-	1,000	BOLIVIA - INTL NARC
-	-	-	-	-	1,000	PAYMENT WAIVED
-	-	-	-	-	264,617	BRAZIL
-	-	-	-	-	111,303	DOD DIRECT
-	-	-	-	-	153,315	DOD GUARANTY
300	400	-	498	500	67,222	CHILE
300	400	-	498	500	1,698	PAYMENT WAIVED
-	-	-	-	-	61,490	DOD DIRECT
-	-	-	-	-	4,034	DOD GUARANTY
-	-	-	-	-	348,256	COLOMBIA
-	-	-	-	-	188,489	PAYMENT WAIVED
-	-	-	-	-	42,168	DOD DIRECT
-	-	-	-	-	117,600	DOD GUARANTY
-	-	-	-	-	1,996	COLOMBIA - INTL NARC
-	-	-	-	-	1,996	PAYMENT WAIVED
-	-	-	-	-	5,000	COSTA RICA
-	-	-	-	-	5,000	DOD GUARANTY
115	145	150	291	285	3,023	DOMINICA
115	145	150	291	285	3,023	PAYMENT WAIVED
225	370	400	649	350	29,868	DOMINICAN REPUBLIC
225	370	400	649	350	6,170	PAYMENT WAIVED
-	-	-	-	-	3,500	DOD DIRECT
-	-	-	-	-	20,198	DOD GUARANTY
-	-	-	-	3,000	73,583	ECUADOR
-	-	-	-	3,000	8,619	PAYMENT WAIVED
-	-	-	-	-	8,466	DOD DIRECT
-	-	-	-	-	56,498	DOD GUARANTY

TOTALS MAY NOT ADD DUE TO ROUNDING * LESS THAN $500

AS OF 30 SEP 02

FOREIGN MILITARY FINANCING PROGRAM (CONTINUED)

(DOLLARS IN THOUSANDS)

	FY 1950 FY 1992	FY 1993	FY 1994	FY 1995	FY 1996	FY 1997
WESTERN HEMISPHERE (CONTINUED)						
ECUADOR - INTL NARC	485	-	-	-	-	-
PAYMENT WAIVED	485	-	-	-	-	-
EL SALVADOR	277,403	11,000	-	-	-	-
PAYMENT WAIVED	166,830 G/	11,000	-	-	-	-
DOD DIRECT	13,373	-	-	-	-	-
DOD GUARANTY	97,200	-	-	-	-	-
GRENADA	1,607	200	37	40	350	100
PAYMENT WAIVED	1,607	200	37	40	350	100
GUATEMALA	13,606	-	-	-	-	-
PAYMENT WAIVED	2,887	-	-	-	-	-
DOD DIRECT	9,327	-	-	-	-	-
DOD GUARANTY	1,391	-	-	-	-	-
GUYANA	-	-	180	-	75	-
PAYMENT WAIVED	-	-	180	-	75	-
HAITI	4,098	-	-	3,000	-	225
PAYMENT WAIVED	1,998	-	-	3,000	-	225
DOD GUARANTY	2,100	-	-	-	-	-
HONDURAS	109,493	317	-	-	-	-
PAYMENT WAIVED	57,063	317	-	-	-	-
DOD DIRECT	3,000	-	-	-	-	-
DOD GUARANTY	49,430	-	-	-	-	-
JAMAICA	7,087	399	300	299	600	415
PAYMENT WAIVED	4,500	399	300	299	600	415
DOD GUARANTY	2,587	-	-	-	-	-
MEXICO	4,298	-	-	-	-	-
DOD DIRECT	4,298	-	-	-	-	-
NICARAGUA	8,000	-	-	-	-	-
PAYMENT WAIVED	-	-	-	-	-	-
DOD GUARANTY	8,000	-	-	-	-	-
PANAMA	22,328	-	-	-	-	-
PAYMENT WAIVED	-	-	-	-	-	-
DOD DIRECT	3,828	-	-	-	-	-
DOD GUARANTY	18,500	-	-	-	-	-

TOTALS MAY NOT ADD DUE TO ROUNDING * LESS THAN $500

AS OF 30 SEP 02

FOREIGN MILITARY FINANCING PROGRAM (CONTINUED)

(DOLLARS IN THOUSANDS)

FY 1998	FY 1999	FY 2000	FY 2001	FY 2002	FY 1950 FY 2002	
						WESTERN HEMISPHERE (CONTINUED)
-	-	-	-	-	485	ECUADOR - INTL NARC
-	-	-	-	-	485	PAYMENT WAIVED
-	-	-	-	1,000	289,403	EL SALVADOR
-	-	-	-	1,000	178,830	PAYMENT WAIVED
-	-	-	-	-	13,373	DOD DIRECT
-	-	-	-	-	97,200	DOD GUARANTY
145	190	165	225	210	3,269	GRENADA
145	190	165	225	210	3,269	PAYMENT WAIVED
-	-	-	-	-	13,606	GUATEMALA
-	-	-	-	-	2,887	PAYMENT WAIVED
-	-	-	-	-	9,327	DOD DIRECT
-	-	-	-	-	1,391	DOD GUARANTY
100	100	100	124	200	879	GUYANA
100	100	100	124	200	879	PAYMENT WAIVED
650	300	300	-	300	8,873	HAITI
650	300	300	-	300	6,773	PAYMENT WAIVED
-	-	-	-	-	2,100	DOD GUARANTY
-	-	-	-	-	109,810	HONDURAS
-	-	-	-	-	57,380	PAYMENT WAIVED
-	-	-	-	-	3,000	DOD DIRECT
-	-	-	-	-	49,430	DOD GUARANTY
450	475	500	584	600	11,709	JAMAICA
450	475	500	584	600	9,122	PAYMENT WAIVED
-	-	-	-	-	2,587	DOD GUARANTY
-	-	-	-	-	4,298	MEXICO
-	-	-	-	-	4,298	DOD DIRECT
-	-	-	-	500	8,500	NICARAGUA
-	-	-	-	500	500	PAYMENT WAIVED
-	-	-	-	-	8,000	DOD GUARANTY
-	590	-	-	-	22,918	PANAMA
-	590	-	-	-	590	PAYMENT WAIVED
-	-	-	-	-	3,828	DOD DIRECT
-	-	-	-	-	18,500	DOD GUARANTY

TOTALS MAY NOT ADD DUE TO ROUNDING

* LESS THAN $500

AS OF 30 SEP 02

FOREIGN MILITARY FINANCING PROGRAM (CONTINUED)

(DOLLARS IN THOUSANDS)

	FY 1950 FY 1992	FY 1993	FY 1994	FY 1995	FY 1996	FY 1997
WESTERN HEMISPHERE (CONTINUED)						
PARAGUAY	957	-	-	-	-	-
PAYMENT WAIVED	250	-	-	-	-	-
DOD DIRECT	318	-	-	-	-	-
DOD GUARANTY	389	-	-	-	-	-
PERU	131,540	-	-	-	-	-
DOD DIRECT	28,978	-	-	-	-	-
DOD GUARANTY	102,562	-	-	-	-	-
PERU - INTL NARC	6,879 B/	-	-	-	-	-
PAYMENT WAIVED	6,879	-	-	-	-	-
ST KITTS AND NEVIS	1,500	190	37	40	50	100
PAYMENT WAIVED	1,500	190	37	40	50	100
ST LUCIA	1,500	610	168	40	50	100
PAYMENT WAIVED	1,500	610	168	40	50	100
ST VINCENT + GREN.	1,500	80	37	40	50	100
PAYMENT WAIVED	1,500	80	37	40	50	100
SURINAME	-	-	-	-	75	-
PAYMENT WAIVED	-	-	-	-	75	-
TRINIDAD + TOBAGO	1,650	550	100	95	300	285
PAYMENT WAIVED	1,650	550	100	95	300	285
URUGUAY	18,349	-	-	-	-	-
PAYMENT WAIVED	-	-	-	-	-	-
DOD DIRECT	8,349	-	-	-	-	-
DOD GUARANTY	10,000	-	-	-	-	-
VENEZUELA	124,551	-	-	-	-	-
DOD DIRECT	95,751	-	-	-	-	-
DOD GUARANTY	28,800	-	-	-	-	-
NON REGIONAL	85,079	26,156	23,491	22,145	23,250	23,183
PAYMENT WAIVED	85,079	25,956	23,491	22,145	23,250	23,183
DOD DIRECT	-	200	-	-	-	-
FMF ADMIN COSTS	85,079	26,156	23,491	22,145	23,250	23,183
PAYMENT WAIVED	85,079	25,956	23,491	22,145	23,250	23,183
DOD DIRECT	-	200	-	-	-	-

TOTALS MAY NOT ADD DUE TO ROUNDING

* LESS THAN $500

AS OF 30 SEP 02

FOREIGN MILITARY FINANCING PROGRAM (CONTINUED)

(DOLLARS IN THOUSANDS)

FY 1998	FY 1999	FY 2000	FY 2001	FY 2002	FY 1950 FY 2002	
						WESTERN HEMISPHERE (CONTINUED)
-	-	-	597	-	1,554	PARAGUAY
-	-	-	597	-	847	PAYMENT WAIVED
-	-	-	-	-	318	DOD DIRECT
-	-	-	-	-	389	DOD GUARANTY
-	-	-	-	-	131,540	PERU
-	-	-	-	-	28,978	DOD DIRECT
-	-	-	-	-	102,562	DOD GUARANTY
-	-	-	-	-	6,879	PERU - INTL NARC
-	-	-	-	-	6,879	PAYMENT WAIVED
130	155	125	260	260	2,847	ST KITTS AND NEVIS
130	155	125	260	260	2,847	PAYMENT WAIVED
160	195	165	275	275	3,538	ST LUCIA
160	195	165	275	275	3,538	PAYMENT WAIVED
110	130	125	170	170	2,512	ST VINCENT + GREN.
110	130	125	170	170	2,512	PAYMENT WAIVED
-	-	-	-	150	225	SURINAME
-	-	-	-	150	225	PAYMENT WAIVED
290	225	250	300	300	4,345	TRINIDAD + TOBAGO
290	225	250	300	300	4,345	PAYMENT WAIVED
800	800	300	-	1,000	21,249	URUGUAY
800	800	300	-	1,000	2,900	PAYMENT WAIVED
-	-	-	-	-	8,349	DOD DIRECT
-	-	-	-	-	10,000	DOD GUARANTY
-	-	-	-	-	124,551	VENEZUELA
-	-	-	-	-	95,751	DOD DIRECT
-	-	-	-	-	28,800	DOD GUARANTY
-	-	-	-	-	203,304	NON REGIONAL
-	-	-	-	-	203,104	PAYMENT WAIVED
-	-	-	-	-	200	DOD DIRECT
-	-	-	-	-	203,304	FMF ADMIN COSTS
-	-	-	-	-	203,104	PAYMENT WAIVED
-	-	-	-	-	200	DOD DIRECT

TOTALS MAY NOT ADD DUE TO ROUNDING

* LESS THAN $500

AS OF 30 SEP 02

FOREIGN MILITARY FINANCING PROGRAM (CONTINUED)

(DOLLARS IN THOUSANDS)

	FY 1950 FY 1992	FY 1993	FY 1994	FY 1995	FY 1996	FY 1997
INTERNATL. ORG. AND VARIOUS	24,102	500	850	2,370	1,400	-
PAYMENT WAIVED	992	500	850	2,370	1,400	-
DOD DIRECT	23,110	-	-	-	-	-

A/ P.L. 101-513, SECTION 515(B), DATED NOVEMBER 5, 1990, DEOBLIGATED/REOBLIGATED FOREIGN MILITARY FINANCING GRANT AND DIRECT LOAN FUNDS AS FOLLOWS: SUDAN $3,022,790.00 IN FY 1982; MALAWI $700 THOUSAND IN FY 1990, FOR A TOTAL OF $3,722,790.00 IN GRANT DEOBLIGATIONS. THESE GRANT FUNDS WERE REOBLIGATED IN FY 1991 TO THE FOLLOWING COUNTRIES: NIGER $1,022,790.00; SENEGAL $2.0 MILLION; SIERRA LEONE $700 THOUSAND. DIRECT LOANS WERE DEOBLIGATED AS FOLLOWS: MALAYSIA $4.0 MILLION IN FY 1985, $1.484 MILLION IN FY 1986; PHILIPPINES $15.0 MILLION IN FY 1985, $14.355 MILLION IN FY 1986; TUNISIA $15.161 MILLION IN FY 1986, FOR A TOTAL OF $50.0 MILLION. THESE DIRECT LOAN FUNDS WERE REOBLIGATED TO TURKEY IN FY 1991.

B/ P.L. 102-391, DATED OCTOBER 6, 1992, RESCINDED A TOTAL OF $45.75 MILLION OF FOREIGN MILITARY FINANCING AND MAP MERGER FUNDS. FOREIGN MILITARY FINANCING GRANT FUNDS WERE RESCINDED IN FY 1991 AS FOLLOWS: EQUATORIAL GUINEA $390 THOUSAND; MALAWI $2.2 MILLION; PERU INTL NARC $11,538,261.23; PHILIPPINES $11,457,429.85, FOR A TOTAL OF $25.585 MILLION.

C/ EXCLUDES $50 MILLION FOR ISRAEL ANTI-TERRORISM AND $6.5 MILLION FOR DEMINING TRANSFERRED FROM THE NONPROLIFERATION, ANTI-TERRORISM, DEMINING AND RELATED PROGRAMS APPROPRIATION TO THE FOREIGN MILITARY FINANCING APPROPRIATION PURSUANT TO THE FY 1997 FOREIGN ASSISTANCE APPROPRIATIONS ACT, P.L.104-208.
EXCLUDES $2.4 MILLION FOR DEMINING TRANSFERRED FROM THE NONPROLIFERATION, ANTI-TERRORISM, DEMINING AND RELATED PROGRAMS APPROPRIATION TO THE FOREIGN MILITARY FINANCING APPROPRIATIONS PURSUANT TO THE FY 1998 FOREIGN ASSISTANCE APPROPRIATIONS ACT, P.L.105-118.

D/ IN FY 1994, P.L. 103-211 RESCINDED $91,721 THOUSAND OF FOREIGN MILITARY FINANCING AND MAP MERGER FUNDS INVOLVING 29 COUNTRIES AND INTERNATIONAL ORGANIZATIONS AS FOLLOWS: FOREIGN MILITARY FINANCING FUNDS OF $90,282 THOUSAND AND MAP MERGER FUNDS OF $439 THOUSAND. SECDEF MESSAGE DTG 261745Z APRIL 1994, SUBJECT: FY 1994 FOREIGN MILITARY FINANCING (FMF) RESCISSION, PROVIDES DETAILS REGARDING COUNTRIES AND FISCAL YEARS AFFECTED BY THIS RESCISSION.

E/ INCLUDES $1.5 BILLION FOR EGYPT AND $2.2 BILLION FOR ISRAEL AUTHORIZED BY P.L. 36-38 (SUPPLEMENTAL APPROPRIATIONS ACT, JULY 25, 1979).

F/ INCLUDES $500.0 MILLION AUTHORIZED BY P.L. 91-441 AND APPROPRIATED BY P.L. 91-665 (SUPPLEMENTAL APPROPRIATIONS ACT, JANUARY 8, 1971) AND $2,182,664 THOUSAND PURSUANT TO P.L. 93-199 (EMERGENCY SECURITY ASSISTANCE ACT, DECEMBER 26, 1973).

G/ EXCLUDES $13.0 MILLION OF FY 1991 GRANTS ORIGINALLY ALLOCATED TO EL SALVADOR WHICH WERE TRANSFERRED TO THE FUND FOR CEASE-FIRE MONITORING, DEMOBILIZATION, AND TRANSITION TO PEACE PURSUANT TO SECTION 531(F) OF P.L. 101-513.

TOTALS MAY NOT ADD DUE TO ROUNDING * LESS THAN $500

FOREIGN MILITARY FINANCING PROGRAM (CONTINUED)

(DOLLARS IN THOUSANDS)

FY 1998	FY 1999	FY 2000	FY 2001	FY 2002	FY 1950 FY 2002	
-	-	-	100	-	29,322	INTERNATL. ORG. AND VARIOUS
-	-	-	100	-	6,212	PAYMENT WAIVED
-	-	-	-	-	23,110	DOD DIRECT

TOTALS MAY NOT ADD DUE TO ROUNDING

* LESS THAN $500

AS OF 30 SEP 02

COMMERCIAL EXPORTS LICENSED UNDER ARMS EXPORT CONTROL ACT

(DOLLARS IN THOUSANDS)

	FY 1950 FY 1992	FY 1993	FY 1994	FY 1995	FY 1996	FY 1997
WORLDWIDE	61,357,559	3,808,085	3,339,128	3,172,773	1,562,704	1,818,273
EAST ASIA AND PACIFIC	19,075,597	870,094	814,704	1,054,284	597,902	718,846
AUSTRALIA	2,250,027	136,150	28,842	60,539	56,702	61,484
BRUNEI	17,727	294	21	20,325	1,007	20,906
CAMBODIA	5	-	-	-	-	39
CANTON & ENDERBURY I	6	-	-	-	-	-
CHINA	186,255	-	66	200	204	111
FIJI	906	*	679	10	11	-
FRENCH POLYNESIA(FR)	607	65	1	11,031	4	1
HONG KONG	214,815	1,255	771	1,018	1,525	284
INDONESIA	245,643	4,025	9,335	8,185	10,883	4,442
JAPAN	9,046,073	220,064	379,550	744,937	373,423	249,298
KIRIBATI(GILBERT IS)	3,396	-	-	-	-	-
KOREA (SEOUL)	2,866,229	121,794	88,724	61,574	85,356	47,079
LAOS	4	-	-	-	-	-
MACAU	449	77	178	54	20	49
MALAYSIA	531,848	7,458	6,311	11,813	8,644	34,790
MYANMAR	19,472	-	-	-	-	-
NAURU	236	-	-	-	-	-
NEW CALEDONIA (FR)	3,338	52	33	11	20	8
NEW ZEALAND	240,354	1,866	2,070	4,627	4,688	7,525
NIUE	107	-	-	-	-	-
NORFOLK ISLAND(AUST)	*	-	-	-	-	-
PAPUA NEW GUINEA	2,433	234	14	-	204	1
PITCAIRN (UK)	*	-	-	-	-	-
REP OF PHILIPPINES	135,196	723	1,329	1,706	2,308	559
SINGAPORE	910,178	16,437	14,880	40,038	10,889	12,215
SOLOMON ISLANDS	135	-	-	169	-	74
TAIWAN	1,813,701	346,026	261,869	27,760	20,392	261,136
THAILAND	586,300	13,570	20,027	60,277	21,574	18,846
TOKELAU	18	-	-	-	-	-
TONGA	44	3	-	-	46	-
TUVALU	9	-	-	-	-	-
VANUATU	15	-	-	-	-	-
VIETNAM	66	-	4	10	-	*
WESTERN SAMOA	4	-	-	-	-	-
NEAR EAST AND SOUTH ASIA	11,652,751	145,787	193,661	111,912	86,287	42,263
AFGHANISTAN	597	-	-	-	-	-
ALGERIA	101,124	368	2,774	9,055	20	37
BAHRAIN	24,348	85	1,370	1,853	616	98
BANGLADESH	16,770	200	196	224	224	342
BHUTAN	240	-	-	-	-	-
BR INDIAN OCEAN TERR	353	-	-	-	-	-
EGYPT	983,576	18,684	9,610	10,264	3,523	5,009

TOTALS MAY NOT ADD DUE TO ROUNDING

* LESS THAN $500

AS OF 30 SEP 02

COMMERCIAL EXPORTS LICENSED UNDER ARMS EXPORT CONTROL ACT

(DOLLARS IN THOUSANDS)

FY 1998	FY 1999	FY 2000	FY 2001	FY 2002	FY 1950 FY 2002	
2,044,935	654,253	477,639	821,151	340,851	79,056,500	WORLDWIDE
618,427	186,535	106,931	143,171	190,817	24,377,307	EAST ASIA AND PACIFIC
71,076	18,650	10,923	21,655	3,429	2,719,478	AUSTRALIA
21,369	337	45	2	-	82,033	BRUNEI
-	-	-	-	-	44	CAMBODIA
-	-	-	-	-	6	CANTON & ENDERBURY I
389	-	-	-	-	187,226	CHINA
-	-	-	-	-	1,606	FIJI
-	-	-	-	-	11,710	FRENCH POLYNESIA(FR)
1,388	1,103	393	783	384	223,718	HONG KONG
4,349	630	-	63	20	287,575	INDONESIA
249,498	118,542	64,663	66,715	29,788	11,542,550	JAPAN
-	-	-	-	-	3,396	KIRIBATI(GILBERT IS)
60,105	10,711	10,946	15,476	18,024	3,386,019	KOREA (SEOUL)
-	-	-	-	-	4	LAOS
30	74	2	-	-	933	MACAU
2,900	2,811	349	1,201	764	608,889	MALAYSIA
-	-	-	-	-	19,472	MYANMAR
-	-	2	-	-	238	NAURU
16	2	29	-	-	3,510	NEW CALEDONIA (FR)
6,766	2,130	284	308	45	270,663	NEW ZEALAND
-	-	-	-	-	107	NIUE
-	-	-	-	-	*	NORFOLK ISLAND(AUST)
76	58	28	-	-	3,049	PAPUA NEW GUINEA
-	-	-	-	-	*	PITCAIRN (UK)
1,583	815	867	53	292	145,431	REP OF PHILIPPINES
3,087	10,873	2,172	4,285	1,394	1,026,447	SINGAPORE
74	-	-	-	-	452	SOLOMON ISLANDS
173,055	15,500	15,392	29,127	134,864	3,098,822	TAIWAN
22,666	4,299	836	3,503	1,813	753,710	THAILAND
-	-	-	-	-	18	TOKELAU
-	-	-	-	-	94	TONGA
-	-	-	-	-	9	TUVALU
-	-	-	-	-	15	VANUATU
-	-	-	-	-	80	VIETNAM
-	-	-	-	-	4	WESTERN SAMOA
39,400	20,096	35,321	15,592	6,460	12,349,530	NEAR EAST AND SOUTH ASIA
-	-	-	-	-	597	AFGHANISTAN
375	-	-	368	-	114,121	ALGERIA
122	152	22	342	11	29,019	BAHRAIN
3,256	181	95	285	-	21,774	BANGLADESH
-	-	-	-	-	240	BHUTAN
-	-	-	-	-	353	BR INDIAN OCEAN TERR
2,395	623	3,796	923	42	1,038,445	EGYPT

TOTALS MAY NOT ADD DUE TO ROUNDING

* LESS THAN $500

AS OF 30 SEP 02

COMMERCIAL EXPORTS LICENSED UNDER ARMS EXPORT CONTROL ACT (CONTINUED)

(DOLLARS IN THOUSANDS)

	FY 1950 FY 1992	FY 1993	FY 1994	FY 1995	FY 1996	FY 1997
NEAR EAST AND SOUTH ASIA (CONTINUED)						
INDIA	363,571	10,440	97,367	-	-	-
IRAN	670,767	-	-	-	-	-
IRAQ	4,624	-	-	-	-	-
ISRAEL	6,227,299	41,799	33,968	34,706	13,098	12,819
JORDAN	344,265	1,322	1,010	1,911	3,972	873
KUWAIT	86,490	1,703	1,362	7,736	3,730	287
LEBANON	19,081	954	808	548	322	808
LIBYA	31,318	-	-	-	-	-
MALDIVES	571	36	40	12	-	-
MOROCCO	146,533	479	8,580	1,790	173	354
NEPAL	148	-	98	58	37	1,139
OMAN	42,736	1,709	1,272	1,575	963	236
PAKISTAN	385,405	4,789	1,781	6,286	4,224	2,223
QATAR	19,940	530	1,531	973	596	306
SAUDI ARABIA	1,893,894	53,185	7,746	27,110	48,367	12,121
SRI LANKA	7,572	332	249	694	1,010	659
SYRIA	1,529	-	-	-	-	-
TUNISIA	109,740	480	142	599	423	733
UNITED ARAB EMIRATES	-	-	-	-	-	-
UNITED ARAB EMIRATES	168,931	8,682	22,919	6,344	4,991	3,524
YEMEN	1,325	12	838	171	-	693
EUROPE	21,905,751	525,518	757,528	558,141	432,006	358,593
ALBANIA	279	-	-	1	-	-
ANDORRA	176	2	-	5	-	-
AUSTRIA	100,257	1,142	2,749	2,852	2,748	1,148
AZERBAIJAN	-	-	-	-	38	-
BELGIUM	1,286,095	21,212	10,466	6,330	16,607	13,652
BOSNIA-HERZEGOVINA	-	-	-	-	45	-
BULGARIA	519	3	9	3	5	-
CROATIA	-	-	-	1	103	59
CYPRUS	3,035	399	309	404	149	68
CZECH REPUBLIC	46	38	849	546	230	258
CZECHOSLOVAKIA	319	108	-	-	-	-
DENMARK	318,019	32,262	25,716	2,054	26,120	4,216
ESTONIA	-	-	165	333	19	-
FAEROE ISLANDS	3	-	-	-	-	-
FINLAND	91,429	4,996	99,569	931	2,736	1,307
FRANCE	1,360,676	18,332	96,634	98,099	119,738	8,179
GEORGIA	-	-	-	-	66	66
GERMANY	3,829,146	115,440	238,993	36,386	38,662	28,820
GIBRALTAR (UK)	96	-	-	-	-	-
GREECE	1,759,655	5,366	4,152	16,159	3,667	2,450
HUNGARY	981	609	94	83	29	6

TOTALS MAY NOT ADD DUE TO ROUNDING * LESS THAN $500

AS OF 30 SEP 02

COMMERCIAL EXPORTS LICENSED UNDER ARMS EXPORT CONTROL ACT (CONTINUED)

(DOLLARS IN THOUSANDS)

FY 1998	FY 1999	FY 2000	FY 2001	FY 2002	FY 1950 FY 2002	
						NEAR EAST AND SOUTH ASIA (CONTINUED)
-	-	-	-	-	471,378	INDIA
-	-	-	-	-	670,767	IRAN
-	-	-	-	-	4,624	IRAQ
11,508	4,228	26,287	4,019	1,427	6,411,159	ISRAEL
330	169	64	53	24	353,994	JORDAN
4,305	3,937	25	82	68	109,726	KUWAIT
778	62	127	95	-	23,582	LEBANON
-	-	-	-	-	31,318	LIBYA
43	-	-	-	-	702	MALDIVES
1,617	14	20	556	180	160,296	MOROCCO
20	11	73	-	-	1,585	NEPAL
199	665	37	176	2	49,570	OMAN
346	-	-	-	-	405,054	PAKISTAN
323	682	1,795	-	-	26,676	QATAR
11,714	7,581	1,909	1,028	530	2,065,184	SAUDI ARABIA
294	150	-	3,467	6	14,432	SRI LANKA
-	-	-	-	-	1,529	SYRIA
184	242	136	590	190	113,459	TUNISIA
1,591	1,399	935	3,608	3,979	11,512	UNITED ARAB EMIRATES
-	-	-	-	-	215,391	UNITED ARAB EMIRATES
-	-	-	-	1	3,040	YEMEN
919,413	192,081	168,621	144,180	94,990	26,056,821	EUROPE
-	-	-	-	-	280	ALBANIA
1	-	12	-	-	196	ANDORRA
2,606	786	539	548	57	115,433	AUSTRIA
-	-	-	-	-	38	AZERBAIJAN
9,118	5,766	4,188	3,683	19	1,377,137	BELGIUM
-	-	-	-	-	45	BOSNIA-HERZEGOVINA
15	721	523	-	-	1,799	BULGARIA
-	751	-	-	10	923	CROATIA
2	13	-	-	-	4,379	CYPRUS
76	37,571	23,300	32,058	11,052	106,024	CZECH REPUBLIC
-	-	-	-	-	427	CZECHOSLOVAKIA
3,991	1,215	522	585	50	414,751	DENMARK
*	-	-	-	3	521	ESTONIA
-	-	-	1	-	4	FAEROE ISLANDS
139,408	16,203	469	1,802	60	358,910	FINLAND
18,646	6,874	6,330	7,319	12,597	1,753,425	FRANCE
-	-	625	-	-	757	GEORGIA
41,403	12,032	7,728	8,777	17,543	4,374,931	GERMANY
-	-	-	-	-	96	GIBRALTAR (UK)
13,626	32,044	2,647	1,511	56	1,841,333	GREECE
30	39	4	-	-	1,875	HUNGARY

TOTALS MAY NOT ADD DUE TO ROUNDING * LESS THAN $500

AS OF 30 SEP 02

COMMERCIAL EXPORTS LICENSED UNDER ARMS EXPORT CONTROL ACT (CONTINUED)

(DOLLARS IN THOUSANDS)

	FY 1950 FY 1992	FY 1993	FY 1994	FY 1995	FY 1996	FY 1997
EUROPE (CONTINUED)						
ICELAND	1,233	4	21	5	17	12
IRELAND	8,007	346	687	471	3,288	62
ITALY	2,627,349	34,679	53,196	37,566	33,923	16,797
KAZAKHSTAN	-	-	3	55	6,559	51
LATVIA	-	-	-	6	2	-
LIECHTENSTEIN	118	7	2	-	-	-
LITHUANIA	-	-	*	-	5	-
LUXEMBOURG	105,391	3,050	111	338	1,388	475
MACEDONIA (FYROM)	-	-	-	-	16	-
MALTA	236	57	5	61	-	-
MOLDOVA	-	-	-	13	2	-
MONACO	285	47	-	8	2	17
NETHERLANDS	1,211,578	7,861	5,730	6,148	9,992	17,377
NORWAY	675,699	13,914	42,625	9,980	5,803	11,415
POLAND	824	88	661	100	914	195
PORTUGAL	172,777	3,151	1,897	2,491	6,720	970
ROMANIA	5,152	-	11	30	654	18,522
RUSSIA	17	75	526	7,079	2,132	285
SAN MARINO	6	-	-	-	-	-
SLOVAKIA	273	22	30	117	230	98
SLOVENIA	-	-	141	-	8	150
SPAIN	970,747	50,190	19,695	36,328	14,961	15,175
SVALBARD & JAN MAYEN	3,543	-	-	-	-	-
SWEDEN	792,919	6,163	14,109	5,571	20,687	12,399
SWITZERLAND	910,140	1,847	10,219	3,688	5,976	2,018
TURKEY	938,205	122,481	14,824	176,764	71,705	107,113
TURKMENISTAN	-	-	*	-	*	-
UKRAINE	-	-	6	35	9	5
UNION OF SOV SOC REP	21	-	-	-	-	-
UNITED KINGDOM	4,595,939	81,625	113,322	107,095	36,049	95,222
UZBEKISTAN	-	-	-	4	-	6
YUGOSLAVIA	134,557	-	-	-	-	-
AFRICA	317,591	1,721	525	3,645	7,264	5,030
ANGOLA	82	8	19	10	-	12
BENIN	1	34	-	-	1	-
BOTSWANA	33,215	16	1	27	175	78
BURKINA FASO	1,093	-	-	-	-	2
BURUNDI	562	-	-	38	9	-
CAMEROON	17,733	-	*	18	5	-
CAPE VERDE	1	-	-	-	-	-
CENTRAL AFRICAN REP	96	-	-	-	-	-
CHAD	25,283	-	-	-	-	-
COMOROS	17	-	-	-	-	-

TOTALS MAY NOT ADD DUE TO ROUNDING

* LESS THAN $500

AS OF 30 SEP 02

COMMERCIAL EXPORTS LICENSED UNDER ARMS EXPORT CONTROL ACT (CONTINUED)

(DOLLARS IN THOUSANDS)

FY 1998	FY 1999	FY 2000	FY 2001	FY 2002	FY 1950 FY 2002	
						EUROPE (CONTINUED)
8	5	1	1	-	1,308	ICELAND
209	394	212	217	-	13,893	IRELAND
20,799	6,346	5,627	10,131	3,682	2,850,095	ITALY
-	-	-	-	-	6,668	KAZAKHSTAN
-	-	-	-	-	8	LATVIA
-	-	-	120	-	247	LIECHTENSTEIN
-	-	-	-	-	6	LITHUANIA
611	297	292	293	-	112,245	LUXEMBOURG
-	-	46	120	-	182	MACEDONIA (FYROM)
1	-	-	-	-	361	MALTA
-	-	-	-	-	15	MOLDOVA
4	2	-	-	-	365	MONACO
10,144	4,703	3,085	5,252	3,885	1,285,756	NETHERLANDS
3,716	1,841	897	1,954	868	768,712	NORWAY
195	546	921	358	32	4,835	POLAND
1,509	819	11,912	1,711	374	204,332	PORTUGAL
49	189	169	8	143	24,927	ROMANIA
12	34	-	51	-	10,212	RUSSIA
-	-	-	-	-	6	SAN MARINO
-	-	-	47	-	818	SLOVAKIA
5	797	-	-	-	1,101	SLOVENIA
16,529	4,299	4,443	6,040	1,131	1,139,537	SPAIN
-	-	-	-	-	3,543	SVALBARD & JAN MAYEN
15,177	12,657	21,625	5,610	6,249	913,166	SWEDEN
3,737	2,352	1,282	1,647	1,047	943,952	SWITZERLAND
567,150	7,751	36,464	27,196	17,227	2,086,880	TURKEY
-	-	625	-	-	625	TURKMENISTAN
-	-	-	-	-	55	UKRAINE
-	-	-	-	-	21	UNION OF SOV SOC REP
50,636	35,034	34,133	27,140	18,905	5,195,101	UNITED KINGDOM
-	-	-	-	-	10	UZBEKISTAN
-	-	-	-	-	134,557	YUGOSLAVIA
1,819	242	921	2,223	823	341,804	AFRICA
1	-	-	-	-	133	ANGOLA
-	-	-	-	-	35	BENIN
650	10	226	429	785	35,612	BOTSWANA
1	-	-	-	-	1,096	BURKINA FASO
-	-	-	-	-	610	BURUNDI
18	1	-	-	-	17,775	CAMEROON
-	-	-	-	-	1	CAPE VERDE
-	-	-	-	-	96	CENTRAL AFRICAN REP
-	-	-	-	-	25,283	CHAD
-	-	-	-	-	17	COMOROS

TOTALS MAY NOT ADD DUE TO ROUNDING

* LESS THAN $500

AS OF 30 SEP 02

COMMERCIAL EXPORTS LICENSED UNDER ARMS EXPORT CONTROL ACT (CONTINUED)

(DOLLARS IN THOUSANDS)

	FY 1950 FY 1992	FY 1993	FY 1994	FY 1995	FY 1996	FY 1997
AFRICA (CONTINUED)						
CONGO (BRAZZAVILLE)	124	-	29	3	-	-
CONGO (KINSHASA)	6,613	-	-	-	-	-
DJIBOUTI	4,199	*	-	-	-	-
EQUATORIAL GUINEA	*	-	-	-	-	-
ERITREA	-	-	-	341	-	7
ETHIOPIA	3,856	-	156	92	-	10
GABON	5,377	52	3	1	12	9
GAMBIA	387	-	-	16	-	-
GHANA	992	35	-	6	-	3,284
GUINEA	709	-	-	-	-	-
GUINEA-BISSAU	33	-	-	-	-	-
IVORY COAST	1,419	3	8	7	16	13
KENYA	20,957	218	23	419	19	128
LESOTHO	33	-	-	-	-	-
LIBERIA	2,559	-	-	-	-	-
MADAGASCAR	809	-	*	-	-	-
MALAWI	11	-	-	-	-	-
MALI	37	1	-	1	-	-
MAURITANIA	705	-	-	-	85	-
MAURITIUS	588	-	4	225	7	2
MOZAMBIQUE	1,274	*	-	-	-	-
NAMIBIA	1,394	240	16	38	6	194
NIGER	3,898	27	2	1	1	1
NIGERIA	115,699	1,001	14	25	3,318	*
REUNION (FR)	109	-	-	-	-	-
RWANDA	10	-	-	-	-	-
SENEGAL	873	-	27	-	-	14
SEYCHELLES	42	-	-	-	-	-
SIERRA LEONE	82	-	-	-	-	-
SOMALIA	2,163	-	-	-	-	-
SOUTH AFRICA	26,937	-	132	1,209	1,863	1,161
ST HELENA (UK)	1	-	-	-	-	-
SUDAN	15,859	-	-	-	-	-
SWAZILAND	126	-	-	-	-	-
TANZANIA	3,732	1	2	2	3	69
TOGO	1,660	20	-	-	50	-
UGANDA	10,668	20	18	1	63	-
WESTERN SAHARA	21	-	-	-	-	-
ZAMBIA	3,111	21	16	1,093	1,595	3
ZIMBABWE	2,441	25	52	71	36	45
WESTERN HEMISPHERE	4,461,091	44,806	235,653	490,612	161,467	56,334
ANGUILLA	205	6	-	-	-	-
ANTIGUA & BARBUDA	80	1	-	1	1	-

TOTALS MAY NOT ADD DUE TO ROUNDING * LESS THAN $500

AS OF 30 SEP 02

COMMERCIAL EXPORTS LICENSED UNDER ARMS EXPORT CONTROL ACT (CONTINUED)

(DOLLARS IN THOUSANDS)

FY 1998	FY 1999	FY 2000	FY 2001	FY 2002	FY 1950 FY 2002	
						AFRICA (CONTINUED)
-	-	-	-	-	156	CONGO (BRAZZAVILLE)
-	-	-	-	-	6,613	CONGO (KINSHASA)
-	-	-	-	-	4,199	DJIBOUTI
-	-	-	-	-	*	EQUATORIAL GUINEA
7	-	-	-	-	356	ERITREA
-	-	-	-	-	4,115	ETHIOPIA
-	-	-	280	8	5,741	GABON
-	-	-	-	-	403	GAMBIA
1	-	-	-	-	4,318	GHANA
-	-	-	-	-	709	GUINEA
-	-	-	-	-	33	GUINEA-BISSAU
-	-	-	-	-	1,465	IVORY COAST
68	5	300	20	-	22,158	KENYA
-	-	-	-	-	33	LESOTHO
-	-	-	-	-	2,559	LIBERIA
-	-	-	-	-	809	MADAGASCAR
*	-	-	-	-	11	MALAWI
-	-	-	-	-	38	MALI
-	-	-	-	-	790	MAURITANIA
-	-	4	-	-	831	MAURITIUS
-	-	-	-	-	1,274	MOZAMBIQUE
22	-	28	-	-	1,938	NAMIBIA
1	-	-	-	-	3,930	NIGER
-	-	2	58	8	120,125	NIGERIA
-	-	-	-	-	109	REUNION (FR)
-	-	-	-	-	10	RWANDA
4	-	-	-	-	918	SENEGAL
-	-	-	-	-	42	SEYCHELLES
-	-	-	-	-	82	SIERRA LEONE
-	-	-	-	-	2,163	SOMALIA
915	176	240	740	22	33,394	SOUTH AFRICA
-	-	-	-	-	1	ST HELENA (UK)
-	-	-	-	-	15,859	SUDAN
-	-	-	-	-	126	SWAZILAND
58	48	-	-	-	3,915	TANZANIA
-	-	-	-	-	1,729	TOGO
-	-	-	-	-	10,771	UGANDA
-	-	-	-	-	21	WESTERN SAHARA
*	-	-	696	-	6,535	ZAMBIA
72	2	121	-	-	2,865	ZIMBABWE
71,411	58,980	43,921	293,357	22,309	5,939,942	WESTERN HEMISPHERE
-	-	-	2	2	215	ANGUILLA
8	177	1	-	-	269	ANTIGUA & BARBUDA

TOTALS MAY NOT ADD DUE TO ROUNDING * LESS THAN $500

AS OF 30 SEP 02

COMMERCIAL EXPORTS LICENSED UNDER ARMS EXPORT CONTROL ACT (CONTINUED)

(DOLLARS IN THOUSANDS)

	FY 1950 FY 1992	FY 1993	FY 1994	FY 1995	FY 1996	FY 1997
WESTERN HEMISPHERE (CONTINUED)						
ARGENTINA	183,000	1,353	19,219	1,888	2,169	2,743
ARUBA	-	7	5	5	11	-
BAHAMAS	4,895	202	17	-	25	2
BARBADOS	1,086	20	33	67	39	23
BELIZE	828	17	29	41	38	27
BERMUDA	2,804	13	83	22	10	7
BOLIVIA	10,617	86	113	8,535	1,098	130
BR VIRGIN ISLAND(UK)	364	-	3	-	1	4
BRAZIL	376,661	6,974	124,123	5,730	3,629	8,726
CANADA	1,824,153	3,158	15,719	884	211	1,201
CAYMAN ISLANDS (UK)	1,912	15	8	17	-	3
CHILE	17,132	3,405	1,404	2,446	1,365	1,513
COLOMBIA	107,110	10,808	2,341	8,943	6,623	11,809
COSTA RICA	12,904	301	379	610	332	226
DOMINICA	1,121	1	1	*	-	-
DOMINICAN REPUBLIC	10,135	637	1,952	95	72	104
ECUADOR	70,727	1,653	529	3,503	2,072	1,864
EL SALVADOR	12,761	109	1,944	641	2,498	666
FALKLAND ISLANDS(UK)	414	-	-	-	-	-
FRENCH GUIANA (FR)	826,111	355	6,424	2,295	110,983	15,418
GREENLAND (DEN)	43	-	-	27	-	14
GRENADA	77	12	*	-	-	10
GUADELOUPE (FR)	32	-	-	-	-	-
GUATEMALA	16,459	21	1,496	445,182	40	313
GUYANA	16,911	5	85	44	14	26
HAITI	2,760	-	-	489	87	55
HONDURAS	17,949	152	344	437	172	30
JAMAICA	4,946	215	455	124	65	81
MARTINIQUE (FR)	34	-	4	-	-	-
MEXICO	245,353	11,459	54,479	1,990	13,505	3,737
MONTSERRAT (UK)	17	-	-	-	3	-
NETH ANTILLES (NE)	2,862	64	48	*	18	40
NICARAGUA	4,515	43	1,255	-	11	78
PANAMA	55,295	410	354	455	37	2,208
PARAGUAY	29,722	172	55	233	11,367	28
PERU	140,366	594	203	2,643	1,345	128
ST KITTS AND NEVIS	3	12	1	1	5	3
ST LUCIA	50	-	5	8	4	13
ST PIERRE + MIQUELON	2	-	-	-	-	-
ST VINCENT + GREN.	13	-	-	105	1	2
SURINAME	463	1	1	61	94	6
TRINIDAD + TOBAGO	4,572	49	117	1,574	42	102
TURKS & CAICOS (UK)	62	-	3	*	-	-
URUGUAY	9,272	808	517	218	168	146

TOTALS MAY NOT ADD DUE TO ROUNDING * LESS THAN $500

AS OF 30 SEP 02

COMMERCIAL EXPORTS LICENSED UNDER ARMS EXPORT CONTROL ACT (CONTINUED)

(DOLLARS IN THOUSANDS)

FY 1998	FY 1999	FY 2000	FY 2001	FY 2002	FY 1950 FY 2002	
						WESTERN HEMISPHERE (CONTINUED)
1,312	485	1,064	257,185	48	470,467	ARGENTINA
15	-	-	-	-	43	ARUBA
1	1,658	41	-	-	6,841	BAHAMAS
15	9	-	2	-	1,295	BARBADOS
208	-	25	-	41	1,254	BELIZE
-	-	-	-	-	2,940	BERMUDA
684	-	14	414	3	21,694	BOLIVIA
-	-	288	-	-	660	BR VIRGIN ISLAND(UK)
6,530	1,831	2,034	3,247	1,273	540,758	BRAZIL
1,551	1,758	25,016	17,489	7,805	1,898,948	CANADA
7	-	5	-	-	1,967	CAYMAN ISLANDS (UK)
3,333	2,096	2,405	1,472	1,175	37,745	CHILE
42,699	996	1,155	1,874	20	194,377	COLOMBIA
326	179	985	143	-	16,386	COSTA RICA
-	-	-	1	-	1,124	DOMINICA
206	68	348	102	-	13,720	DOMINICAN REPUBLIC
2,964	705	41	72	98	84,228	ECUADOR
132	161	102	37	-	19,051	EL SALVADOR
-	-	-	-	-	414	FALKLAND ISLANDS(UK)
1,550	161	1,109	-	-	964,407	FRENCH GUIANA (FR)
-	2	-	-	-	86	GREENLAND (DEN)
*	-	40	-	-	139	GRENADA
-	-	-	-	-	32	GUADELOUPE (FR)
300	26	399	437	-	464,673	GUATEMALA
49	3	101	81	-	17,319	GUYANA
12	-	31	-	-	3,434	HAITI
278	6	13	2	7	19,390	HONDURAS
47	74	191	91	-	6,289	JAMAICA
-	-	-	-	-	38	MARTINIQUE (FR)
5,193	5,521	7,649	9,755	10,963	369,604	MEXICO
-	-	-	-	-	20	MONTSERRAT (UK)
114	-	17	1	629	3,793	NETH ANTILLES (NE)
1	-	-	-	-	5,903	NICARAGUA
265	39	54	-	17	59,135	PANAMA
111	93	-	-	-	41,781	PARAGUAY
39	35	120	55	-	145,528	PERU
3	1	-	1	-	30	ST KITTS AND NEVIS
6	-	116	-	-	202	ST LUCIA
-	-	-	-	-	2	ST PIERRE + MIQUELON
*	-	-	11	-	132	ST VINCENT + GREN.
2	11	14	-	-	653	SURINAME
115	213	4	133	-	6,920	TRINIDAD + TOBAGO
1	-	1	4	-	72	TURKS & CAICOS (UK)
152	706	156	197	1	12,342	URUGUAY

TOTALS MAY NOT ADD DUE TO ROUNDING

* LESS THAN $500

AS OF 30 SEP 02

COMMERCIAL EXPORTS LICENSED UNDER ARMS EXPORT CONTROL ACT (CONTINUED)

(DOLLARS IN THOUSANDS)

	FY 1950 FY 1992	FY 1993	FY 1994	FY 1995	FY 1996	FY 1997
WESTERN HEMISPHERE (CONTINUED)						
VENEZUELA	444,293	1,665	1,903	1,296	3,311	4,852
NON REGIONAL	3,031,417	2,217,149	1,294,090	875,290	274,256	635,013
CLASSIFIED TOTALS A/	3,031,417	2,217,149	1,294,090	875,290	274,256	635,013
INTERNATL. ORG. AND VARIOUS	913,362	3,010	42,967	78,890	3,523	2,193

NOTE: THIS TABLE SHOWS THE TOTAL DOLLAR VALUE OF EXPORTS MADE AGAINST LICENSES GRANTED BY THE DEPARTMENT OF STATE FOR THE EXPORT OF DEFENSE ARTICLES TO FOREIGN GOVERNMENTS BY U.S. COMMERCIAL ENTITIES. THESE DATA ARE COMPILED BY THE OFFICE OF DEFENSE TRADE CONTROLS, DEPARTMENT OF STATE, FROM INFORMATION PROVIDED BY THE U.S. CUSTOMS SERVICE.

A/ FOR FURTHER INFORMATION, SEE THE CLASSIFIED ANNEX TO THE CONGRESSIONAL PRESENTATION DOCUMENT FOR FOREIGN OPERATIONS.

TOTALS MAY NOT ADD DUE TO ROUNDING

* LESS THAN $500

AS OF 30 SEP 02

COMMERCIAL EXPORTS LICENSED UNDER ARMS EXPORT CONTROL ACT (CONTINUED)

(DOLLARS IN THOUSANDS)

FY 1998	FY 1999	FY 2000	FY 2001	FY 2002	FY 1950 FY 2002	
						WESTERN HEMISPHERE (CONTINUED)
3,181	41,966	382	549	227	503,625	VENEZUELA
392,742	195,703	120,981	217,256	25,157	9,279,054	NON REGIONAL
392,742	195,703	120,981	217,256	25,157	9,279,054	CLASSIFIED TOTALS A/
1,723	616	943	5,372	295	1,052,893	INTERNATL. ORG. AND VARIOUS

TOTALS MAY NOT ADD DUE TO ROUNDING

* LESS THAN $500

AS OF 30 SEP 02

MAP MERGER FUNDS

(DOLLARS IN THOUSANDS)

	FY 1950 FY 1992	FY 1993	FY 1994	FY 1995	FY 1996	FY 1997
WORLDWIDE	4,572,013	-	-	-	-	-
EAST ASIA AND PACIFIC	594,901	-	-	-	-	-
FIJI	287	-	-	-	-	-
INDONESIA	11,000	-	-	-	-	-
REP OF PHILIPPINES	462,387	-	-	-	-	-
THAILAND	121,227	-	-	-	-	-
NEAR EAST AND SOUTH ASIA	423,991	-	-	-	-	-
JORDAN	66,337	-	-	-	-	-
MOROCCO	198,123	-	-	-	-	-
NEPAL	500	-	-	-	-	-
TUNISIA	143,996	-	-	-	-	-
YEMEN	15,035	-	-	-	-	-
EUROPE	1,688,354	-	-	-	-	-
FINLAND	300	-	-	-	-	-
GREECE	60,000	-	-	-	-	-
PORTUGAL	372,990 B/	-	-	-	-	-
TURKEY	1,255,064	-	-	-	-	-
AFRICA	546,594	-	-	-	-	-
BOTSWANA	11,997	-	-	-	-	-
CAMEROON	473	-	-	-	-	-
CAPE VERDE	35	-	-	-	-	-
CENTRAL AFRICAN REP	578	-	-	-	-	-
CHAD	29,119 A/	-	-	-	-	-
CONGO (KINSHASA) B/	37,096	-	-	-	-	-
DJIBOUTI	10,639	-	-	-	-	-
EQUATORIAL GUINEA	1,480	-	-	-	-	-
GAMBIA	654	-	-	-	-	-
GHANA	425	-	-	-	-	-
GUINEA	8,064	-	-	-	-	-
GUINEA-BISSAU	824	-	-	-	-	-
IVORY COAST	1,000	-	-	-	-	-
KENYA	97,589	-	-	-	-	-
LIBERIA B/	39,147	-	-	-	-	-
MADAGASCAR	4,034	-	-	-	-	-
MALAWI	4,633	-	-	-	-	-
MALI	700	-	-	-	-	-
MAURITANIA	1,596	-	-	-	-	-
NIGER	17,143	-	-	-	-	-
RWANDA	750	-	-	-	-	-
SAO TOME & PRINCIPE	315	-	-	-	-	-
SENEGAL	13,558	-	-	-	-	-
SEYCHELLES	225	-	-	-	-	-

TOTALS MAY NOT ADD DUE TO ROUNDING * LESS THAN $500

AS OF 30 SEP 02

MAP MERGER FUNDS

(DOLLARS IN THOUSANDS)

FY 1998	FY 1999	FY 2000	FY 2001	FY 2002	FY 1950 FY 2002		
-	-	-	-	-	4,572,013	C/D/	WORLDWIDE
-	-	-	-	-	594,901		EAST ASIA AND PACIFIC
-	-	-	-	-	287		FIJI
-	-	-	-	-	11,000		INDONESIA
-	-	-	-	-	462,387		REP OF PHILIPPINES
-	-	-	-	-	121,227		THAILAND
-	-	-	-	-	423,991		NEAR EAST AND SOUTH ASIA
-	-	-	-	-	66,337		JORDAN
-	-	-	-	-	198,123		MOROCCO
-	-	-	-	-	500		NEPAL
-	-	-	-	-	143,996		TUNISIA
-	-	-	-	-	15,035		YEMEN
-	-	-	-	-	1,688,354		EUROPE
-	-	-	-	-	300		FINLAND
-	-	-	-	-	60,000		GREECE
-	-	-	-	-	372,990		PORTUGAL
-	-	-	-	-	1,255,064		TURKEY
-	-	-	-	-	546,594		AFRICA
-	-	-	-	-	11,997		BOTSWANA
-	-	-	-	-	473		CAMEROON
-	-	-	-	-	35		CAPE VERDE
-	-	-	-	-	578		CENTRAL AFRICAN REP
-	-	-	-	-	29,119		CHAD
-	-	-	-	-	37,096		CONGO (KINSHASA) B/
-	-	-	-	-	10,639		DJIBOUTI
-	-	-	-	-	1,480		EQUATORIAL GUINEA
-	-	-	-	-	654		GAMBIA
-	-	-	-	-	425		GHANA
-	-	-	-	-	8,064		GUINEA
-	-	-	-	-	824		GUINEA-BISSAU
-	-	-	-	-	1,000		IVORY COAST
-	-	-	-	-	97,589		KENYA
-	-	-	-	-	39,147		LIBERIA B/
-	-	-	-	-	4,034		MADAGASCAR
-	-	-	-	-	4,633		MALAWI
-	-	-	-	-	700		MALI
-	-	-	-	-	1,596		MAURITANIA
-	-	-	-	-	17,143		NIGER
-	-	-	-	-	750		RWANDA
-	-	-	-	-	315		SAO TOME & PRINCIPE
-	-	-	-	-	13,558		SENEGAL
-	-	-	-	-	225		SEYCHELLES

TOTALS MAY NOT ADD DUE TO ROUNDING * LESS THAN $500

AS OF 30 SEP 02

MAP MERGER FUNDS

(DOLLARS IN THOUSANDS)

	FY 1950 FY 1992	FY 1993	FY 1994	FY 1995	FY 1996	FY 1997
AFRICA (CONTINUED)						
SIERRA LEONE	2,181	-	-	-	-	-
SOMALIA B/	118,489	-	-	-	-	-
SUDAN B/	143,276	-	-	-	-	-
TANZANIA	50	-	-	-	-	-
TOGO	500	-	-	-	-	-
UGANDA	25	-	-	-	-	-
WESTERN HEMISPHERE	1,318,172	-	-	-	-	-
ANTIGUA & BARBUDA	4,396	-	-	-	-	-
BARBADOS	2,202	-	-	-	-	-
BELIZE	2,729	-	-	-	-	-
BOLIVIA	10,435	-	-	-	-	-
COLOMBIA	18,841	-	-	-	-	-
COSTA RICA	28,153	-	-	-	-	-
DOMINICA	3,423	-	-	-	-	-
DOMINICAN REPUBLIC	16,019	-	-	-	-	-
ECUADOR	10,000	-	-	-	-	-
EL SALVADOR	733,502	-	-	-	-	-
GRENADA	7,762	-	-	-	-	-
GUATEMALA	27,897	-	-	-	-	-
HAITI	2,933	-	-	-	-	-
HONDURAS	380,935	-	-	-	-	-
JAMAICA	28,745	-	-	-	-	-
PANAMA	24,728	-	-	-	-	-
PERU	2,500	-	-	-	-	-
ST KITTS AND NEVIS	4,145	-	-	-	-	-
ST LUCIA	2,769	-	-	-	-	-
ST VINCENT + GREN.	4,959	-	-	-	-	-
TRINIDAD + TOBAGO	100	-	-	-	-	-
URUGUAY	1,000	-	-	-	-	-

NOTE: IN THE FY 1982 EDITION OF THIS BOOKLET, MAP MERGER FUNDS WERE INCLUDED IN THE MILITARY ASSISTANCE PROGRAM TOTALS. HENCEFORTH, MAP MERGER FUNDS WILL BE DISPLAYED SEPARATELY.

A/ MAP MERGER FUNDS FOR PORTUGAL OF $6.5 MILLION IN FY 1982, $25.0 MILLION IN FY 1983, $10.0 MILLION IN FY 1984, AND FOR CHAD $110 THOUSAND IN FY 1984, ARE INCLUDED IN THE MILITARY ASSISTANCE PROGRAM.

B/ P.L. 102-298, DATED JUNE 4, 1992, RESCINDED A TOTAL OF $12.51 MILLION IN MAP MERGER FUNDS FOR THE FOLLOWING COUNTRIES: LIBERIA $951,898.09; SOMALIA $6,238,744.86; SUDAN $4,746,735.60; CONGA(KINSHASA), FORMERLY ZAIRE $572,621.45.

C/ P.L. 102-391, DATED OCTOBER 6, 1992, RESCINDED $25.586 MILLION IN FOREIGN MILITARY FINANCING GRANTS AND MAP MERGER FUNDS OF $20.164 MILLION, FOR A TOTAL OF $45.75 MILLION. SEE SECDEF/USDP/DSAA MESSAGE, DTG 070726Z JAN 93, FOR DETAILS CONCERNING MAP MERGER RESCISSIONS.

TOTALS MAY NOT ADD DUE TO ROUNDING * LESS THAN $500

MAP MERGER FUNDS

(DOLLARS IN THOUSANDS)

FY 1998	FY 1999	FY 2000	FY 2001	FY 2002	FY 1950 FY 2002	
						AFRICA (CONTINUED)
-	-	-	-	-	2,181	SIERRA LEONE
-	-	-	-	-	118,489	SOMALIA B/
-	-	-	-	-	143,276	SUDAN B/
-	-	-	-	-	50	TANZANIA
-	-	-	-	-	500	TOGO
-	-	-	-	-	25	UGANDA
-	-	-	-	-	1,318,172	WESTERN HEMISPHERE
-	-	-	-	-	4,396	ANTIGUA & BARBUDA
-	-	-	-	-	2,202	BARBADOS
-	-	-	-	-	2,729	BELIZE
-	-	-	-	-	10,435	BOLIVIA
-	-	-	-	-	18,841	COLOMBIA
-	-	-	-	-	28,153	COSTA RICA
-	-	-	-	-	3,423	DOMINICA
-	-	-	-	-	16,019	DOMINICAN REPUBLIC
-	-	-	-	-	10,000	ECUADOR
-	-	-	-	-	733,502	EL SALVADOR
-	-	-	-	-	7,762	GRENADA
-	-	-	-	-	27,897	GUATEMALA
-	-	-	-	-	2,933	HAITI
-	-	-	-	-	380,935	HONDURAS
-	-	-	-	-	28,745	JAMAICA
-	-	-	-	-	24,728	PANAMA
-	-	-	-	-	2,500	PERU
-	-	-	-	-	4,145	ST KITTS AND NEVIS
-	-	-	-	-	2,769	ST LUCIA
-	-	-	-	-	4,959	ST VINCENT + GREN.
-	-	-	-	-	100	TRINIDAD + TOBAGO
-	-	-	-	-	1,000	URUGUAY

TOTALS MAY NOT ADD DUE TO ROUNDING

* LESS THAN $500

AS OF 30 SEP 02

D/ IN FY 1994, P.L. 103-211 RESCINDED $91,721 THOUSAND OF FOREIGN MILITARY FINANCING AND MAP MERGER FUNDS INVOLVING 29 COUNTRIES AND INTERNATIONAL ORGANIZATIONS AS FOLLOWS: FOREIGN MILITARY FINANCING FUNDS OF $90,282 THOUSAND AND MAP MERGER FUNDS OF $439 THOUSAND. SECDEF MESSAGE DTG 261745Z APRIL 1994, SUBJECT: FY 1994 FOREIGN MILITARY FINANCING (FMF) RESCISSION, PROVIDES DETAILS REGARDING COUNTRIES AND FISCAL YEARS AFFECTED BY THIS RESCISSION.

MILITARY ASSISTANCE PROGRAM

INCLUDES MASF, EMERGENCY DRAWDOWNS, AND OTHER GRANT ASSISTANCE

(Dollars in Millions)

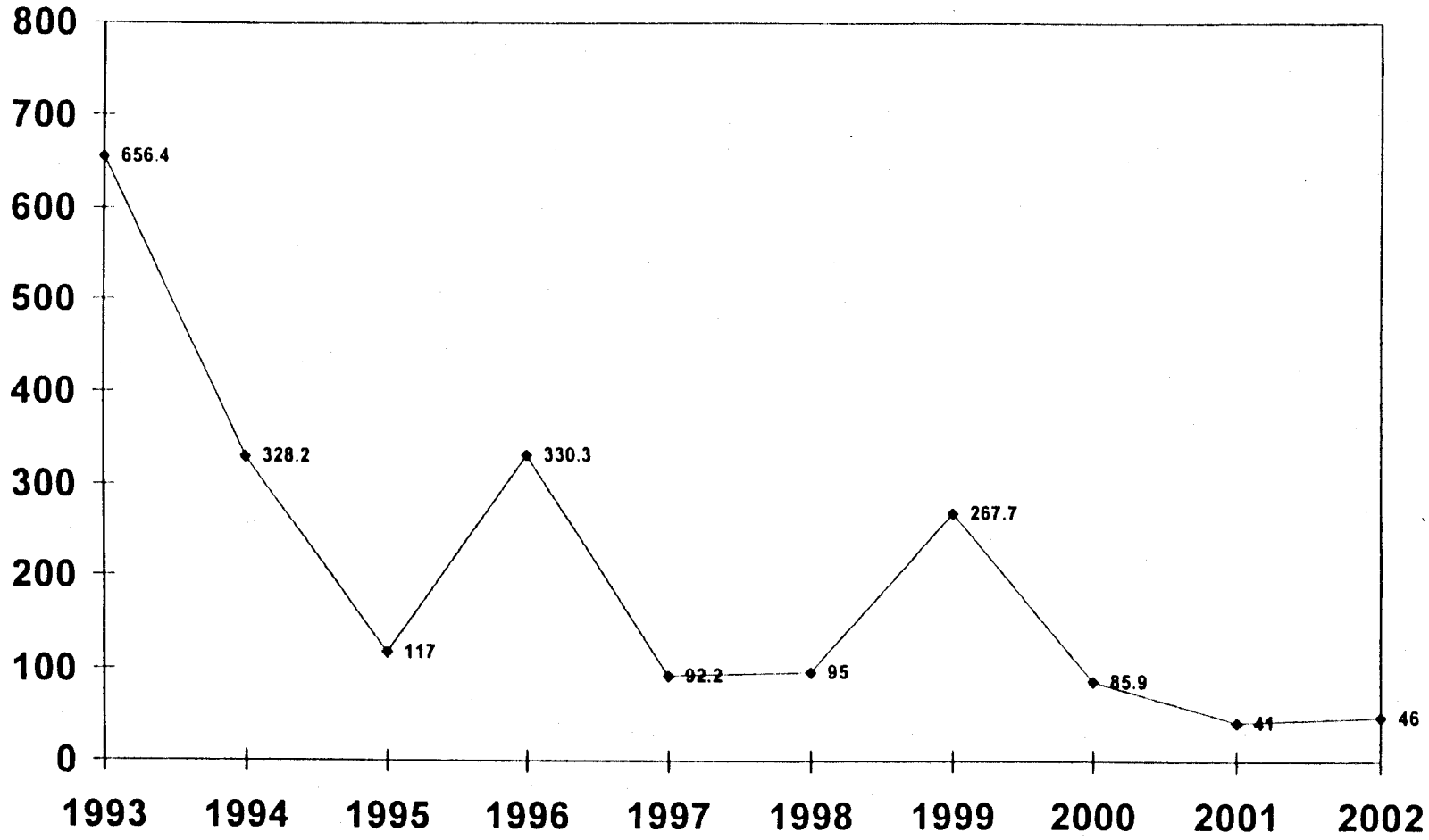

MILITARY ASSISTANCE PROGRAM
INCLUDES MASF, EMERGENCY DRAWDOWNS, AND OTHER GRANT ASSISTANCE; EXCLUDES TRAINING

(DOLLARS IN THOUSANDS)

	FY 1950 FY 1992	FY 1993	FY 1994	FY 1995	FY 1996	FY 1997
WORLDWIDE	55,045,405	656,366	328,224	117,000	330,340	92,209
EAST ASIA AND PACIFIC	29,024,620	11,800	-	-	3,151	-
CAMBODIA	1,177,163	-	-	-	151 C/	-
INDOCHINA	708,977	-	-	-	-	-
INDONESIA	192,322	-	-	-	-	-
JAPAN	810,276	-	-	-	-	-
KOREA (SEOUL) A/	5,471,719	-	-	-	-	-
LAOS A/	1,460,076	11,800 C/	-	-	-	-
MYANMAR	72,134	-	-	-	-	-
REP OF PHILIPPINES A/	634,435	-	-	-	-	-
TAIWAN	2,554,637	-	-	-	-	-
THAILAND A/	1,169,030	-	-	-	-	-
VIETNAM A/	14,773,851	-	-	-	3,000 C/	-
NEAR EAST AND SOUTH ASIA	2,355,447	491,000	179,400	80,000	122,000	34,582
AFGHANISTAN	2	-	-	-	-	-
BANGLADESH	5,769	-	-	-	-	-
EGYPT	-	-	13,500 C/	-	-	-
INDIA	90,256	-	-	-	-	-
IRAN	766,733	-	-	-	-	-
IRAQ	45,208	-	-	-	-	14,000 I/
ISRAEL	179,932 C/	491,000 C/	165,900 C/	80,000 C/	22,000 C/	-
JORDAN	489,891	-	-	-	100,000 C/	20,582
LEBANON	13,585	-	-	-	-	-
LIBYA	12,624	-	-	-	-	-
MOROCCO	29,600	-	-	-	-	-
NEPAL	1,678	-	-	-	-	-
PAKISTAN	652,831 C/	-	-	-	-	-
SAUDI ARABIA	23,868	-	-	-	-	-
SRI LANKA	3,167	-	-	-	-	-
TUNISIA	40,304	-	-	-	-	-
EUROPE	18,867,673	7,000	-	32,000	100,000	-
AUSTRIA	96,310	-	-	-	-	-
BELGIUM	1,203,784	-	-	-	-	-
BOSNIA-HERZEGOVINA	-	-	-	-	100,000 C/	-
DENMARK	587,274	-	-	-	-	-
FRANCE	4,045,066	-	-	-	-	-
GEORGIA	-	-	-	-	-	-
GERMANY	884,774	-	-	-	-	-
GREECE	1,673,183	-	-	-	-	-
HUNGARY	-	7,000	-	-	-	-
ITALY	2,243,742	-	-	-	-	-
LUXEMBOURG	7,753	-	-	-	-	-

TOTALS MAY NOT ADD DUE TO ROUNDING

* LESS THAN $500

AS OF 30 SEP 02

MILITARY ASSISTANCE PROGRAM
INCLUDES MASF, EMERGENCY DRAWDOWNS, AND OTHER GRANT ASSISTANCE; EXCLUDES TRAINING

(DOLLARS IN THOUSANDS)

FY 1998	FY 1999	FY 2000	FY 2001	FY 2002	FY 1950 FY 2002	
95,000	267,700	85,918	41,000	46,000	57,064,203	WORLDWIDE
-	55,000	-	-	10,000	29,101,571	EAST ASIA AND PACIFIC
-	-	-	-	-	1,177,314	CAMBODIA
-	55,000 O/	-	-	-	763,977	INDOCHINA
-	-	-	-	-	192,322	INDONESIA
-	-	-	-	-	810,276	JAPAN
-	-	-	-	-	5,471,719	KOREA (SEOUL) A/
-	-	-	-	-	1,471,876	LAOS A/
-	-	-	-	-	72,134	MYANMAR
-	-	-	-	10,000 L/	644,435	REP OF PHILIPPINES A/
-	-	-	-	-	2,554,637	TAIWAN
-	-	-	-	-	1,172,030	THAILAND A/
-	-	-	-	-	14,773,851	VIETNAM A/
25,000	30,000	9,000	5,000	7,000	3,338,430	NEAR EAST AND SOUTH ASIA
-	-	-	-	2,000 L/	2,002	AFGHANISTAN
-	-	-	-	-	5,769	BANGLADESH
-	-	-	-	-	13,500	EGYPT
-	-	-	-	-	90,256	INDIA
-	-	-	-	-	766,733	IRAN
-	-	5,000 S/	-	-	64,208	IRAQ
-	-	-	-	-	938,832	ISRAEL
25,000 C/	25,000 M/	-	-	-	660,473	JORDAN
-	-	-	-	-	13,585	LEBANON
-	-	-	-	-	12,624	LIBYA
-	-	-	-	-	29,600	MOROCCO
-	-	-	-	-	1,678	NEPAL
-	-	-	-	-	652,831	PAKISTAN
-	-	-	-	-	23,868	SAUDI ARABIA
-	-	-	-	-	3,167	SRI LANKA
-	5,000 M/	4,000 M/	5,000 T/	5,000 U/	59,304	TUNISIA
-	35,000	-	-	25,000	19,066,673	EUROPE
-	-	-	-	-	96,310	AUSTRIA
-	-	-	-	-	1,203,784	BELGIUM
-	-	-	-	-	100,000	BOSNIA-HERZEGOVINA
-	-	-	-	-	587,274	DENMARK
-	-	-	-	-	4,045,066	FRANCE
-	-	-	-	25,000 L/T/	25,000	GEORGIA
-	-	-	-	-	884,774	GERMANY
-	-	-	-	-	1,673,183	GREECE
-	-	-	-	-	7,000	HUNGARY
-	-	-	-	-	2,243,742	ITALY
-	-	-	-	-	7,753	LUXEMBOURG

TOTALS MAY NOT ADD DUE TO ROUNDING

* LESS THAN $500

AS OF 30 SEP 02

MILITARY ASSISTANCE PROGRAM (CONTINUED)
INCLUDES MASF, EMERGENCY DRAWDOWNS, AND OTHER GRANT ASSISTANCE; EXCLUDES TRAINING

(DOLLARS IN THOUSANDS)

	FY 1950 FY 1992	FY 1993	FY 1994	FY 1995	FY 1996	FY 1997
EUROPE (CONTINUED)						
NETHERLANDS	1,178,056	-	-	-	-	-
NORWAY	862,177	-	-	-	-	-
PORTUGAL	523,068 B/	-	-	-	-	-
SPAIN	689,894	-	-	-	-	-
TURKEY	3,170,169 D/	-	-	-	-	-
UNITED KINGDOM	1,012,855	-	-	32,000	-	-
YUGOSLAVIA	689,570	-	-	-	-	-
AFRICA	280,953	25,000	78,750	-	27,133	-
BENIN	55	-	-	-	-	-
BOTSWANA	-	-	-	-	-	-
BURKINA FASO	57	-	-	-	-	-
CAMEROON	239	-	-	-	-	-
CHAD	52,518 B/C/	-	-	-	-	-
CONGO (KINSHASA)	23,308	-	-	-	-	-
ERITREA	-	-	-	-	10,000	-
ETHIOPIA	182,958	-	-	-	-	-
GUINEA	810	-	-	-	-	-
IVORY COAST	54	-	-	-	-	-
LIBERIA	6,249	-	-	-	15,000	-
MALI	1,865	-	-	-	-	-
NIGER	52	-	-	-	-	-
NIGERIA	-	-	-	-	-	-
RWANDA	-	-	75,000 C/	-	-	-
SENEGAL	11,066 C/	-	-	-	-	-
SIERRA LEONE	-	-	-	-	-	-
SOMALIA	-	25,000 C/	3,750	-	-	-
SUDAN	1,721	-	-	-	-	-
UGANDA	-	-	-	-	2,133	-
WESTERN HEMISPHERE	913,059	17,110	66,500	5,000	77,715	57,000
ARGENTINA	39,420	9,602	-	-	-	-
BELIZE	405	-	-	-	-	-
BOLIVIA	41,583	3,300	-	-	-	-
BRAZIL	207,163	-	-	-	-	-
CHILE	83,931	-	-	-	-	-
COLOMBIA	173,623 C/	-	-	-	75,000 C/	20,000 J/
COSTA RICA	930	-	-	-	-	-
CUBA	8,552	-	-	-	-	-
DOMINICAN REPUBLIC	21,549	-	15,000 C/	-	-	-
ECUADOR	38,081	2,000 C/	-	-	-	-
EL SALVADOR	74,238	-	-	-	-	-
GUATEMALA	16,247	-	-	-	-	-

TOTALS MAY NOT ADD DUE TO ROUNDING * LESS THAN $500

AS OF 30 SEP 02

MILITARY ASSISTANCE PROGRAM (CONTINUED)
INCLUDES MASF, EMERGENCY DRAWDOWNS, AND OTHER GRANT ASSISTANCE; EXCLUDES TRAINING

(DOLLARS IN THOUSANDS)

FY 1998	FY 1999	FY 2000	FY 2001	FY 2002	FY 1950 FY 2002	
						EUROPE (CONTINUED)
-	-	-	-	-	1,178,056	NETHERLANDS
-	-	-	-	-	862,177	NORWAY
-	-	-	-	-	523,068	PORTUGAL
-	-	-	-	-	689,894	SPAIN
-	-	-	-	-	3,170,169	TURKEY
-	-	-	-	-	1,044,855	UNITED KINGDOM
-	35,000 P/	-	-	-	724,570	YUGOSLAVIA
-	3,000	55,600	36,000	4,000	510,436	AFRICA
-	-	-	-	-	55	BENIN
-	-	37,600 R/	-	-	37,600	BOTSWANA
-	-	-	-	-	57	BURKINA FASO
-	-	-	-	-	239	CAMEROON
-	-	-	-	-	52,518	CHAD
-	-	-	-	-	23,308	CONGO (KINSHASA)
-	-	-	-	-	10,000	ERITREA
-	-	-	-	-	182,958	ETHIOPIA
-	-	-	-	-	810	GUINEA
-	-	-	-	-	54	IVORY COAST
-	-	-	-	-	21,249	LIBERIA
-	-	-	-	-	1,865	MALI
-	-	-	-	-	52	NIGER
-	-	-	-	4,000L/	4,000	NIGERIA
-	-	-	-	-	75,000	RWANDA
-	-	-	-	-	11,066	SENEGAL
-	3,000 N/	18,000 Q/	36,000 Q/	-	57,000	SIERRA LEONE
-	-	-	-	-	28,750	SOMALIA
-	-	-	-	-	1,721	SUDAN
-	-	-	-	-	2,133	UGANDA
70,000	144,700	20,000	-	-	1,371,084	WESTERN HEMISPHERE
-	-	-	-	-	49,022	ARGENTINA
-	-	-	-	-	405	BELIZE
-	-	-	-	-	44,883	BOLIVIA
-	-	-	-	-	207,163	BRAZIL
-	-	-	-	-	83,931	CHILE
70,000 K/	69,700 K/	-	-	-	408,323	COLOMBIA
-	-	-	-	-	930	COSTA RICA
-	-	-	-	-	8,552	CUBA
-	-	-	-	-	36,549	DOMINICAN REPUBLIC
-	-	-	-	-	40,081	ECUADOR
-	-	-	-	-	74,238	EL SALVADOR
-	-	-	-	-	16,247	GUATEMALA

TOTALS MAY NOT ADD DUE TO ROUNDING * LESS THAN $500

AS OF 30 SEP 02

MILITARY ASSISTANCE PROGRAM (CONTINUED)
INCLUDES MASF, EMERGENCY DRAWDOWNS, AND OTHER GRANT ASSISTANCE; EXCLUDES TRAINING

(DOLLARS IN THOUSANDS)

	FY 1950 FY 1992	FY 1993	FY 1994	FY 1995	FY 1996	FY 1997
WESTERN HEMISPHERE (CONTINUED)						
HAITI	2,427	-	50,000 C/	5,000 C/	1,000 C/	-
HONDURAS	25,595	8	-	-	-	-
JAMAICA	11,412	-	1,500 C/	-	-	-
MEXICO	27,929 C/	-	-	-	-	37,00 K
NICARAGUA	7,668	-	-	-	-	-
PANAMA	4,392	-	-	-	-	-
PARAGUAY	9,325	-	-	-	-	-
PERU	74,952	-	-	-	1,715	-
URUGUAY	43,604	2,200	-	-	-	-
VENEZUELA	33	-	-	-	-	-
INTERNATL. ORG. AND VARIOUS	1,601,449	104,456	3,574	-	-	-
GEN. AND REG. COSTS	2,002,204	-	-	-	341	627

TOTALS MAY NOT ADD DUE TO ROUNDING * LESS THAN $500

AS OF 30 SEP 02

MILITARY ASSISTANCE PROGRAM (CONTINUED)
INCLUDES MASF, EMERGENCY DRAWDOWNS, AND OTHER GRANT ASSISTANCE; EXCLUDES TRAINING

(DOLLARS IN THOUSANDS)

FY 1998	FY 1999	FY 2000	FY 2001	FY 2002	FY 1950 FY 2002	
						WESTERN HEMISPHERE (CONTINUED)
-	-	-	-	-	58,427	HAITI
-	75,000 L/	-	-	-	100,603 C/	HONDURAS
-	-	-	-	-	87,912	JAMAICA
-	-	-	-	-	64,929	MEXICO
-	-	-	-	-	7,668	NICARAGUA
-	-	-	-	-	4,392	PANAMA
-	-	-	-	-	9,325	PARAGUAY
-	-	-	-	-	76,667	PERU
-	-	-	-	-	45,804	URUGUAY
-	-	20,000 L/	-	-	20,033	VENEZUELA
-	-	1,318	-	-	1,710,798	INTERNATL. ORG. AND VARIOUS
-	-	-	-	-	2,003,171	GEN. AND REG. COSTS

TOTALS MAY NOT ADD DUE TO ROUNDING

* LESS THAN $500

AS OF 30 SEP 02

NOTE: INCLUDED IN THE DATA FOR FY 1991, 1992 AND 1993 ARE TRANSFERS OF EXCESS DEFENSE ARTICLES (EDA) UNDER SECTION 519 OF THE FOREIGN ASSISTANCE ACT OF 1961, AS AMENDED. THESE EDA TRANSFERS ARE INTENDED TO HELP MODERNIZE THE MILITARY CAPABILITIES OF COUNTRIES WHICH ARE RECIPIENTS OF FOREIGN MILITARY FINANCING (FMF).

A/ DURING THE PERIOD FY 66-75, GRANT AID FUNDING IN SUPPORT OF ACTIVITIES IN SOUTHEAST ASIA WAS A PART OF THE REGULAR DOD APPROPRIATION AND WAS IDENTIFIED FOR PROGRAMMING PURPOSES AS MILITARY ASSISTANCE SERVICE FUNDED (MASF) PROGRAMS. THE FUNDS WERE USED FOR PROVIDING MILITARY EQUIPMENT AND RELATED SERVICES AND TRAINING TO THOSE COUNTRIES ENGAGED IN THE HOSTILITIES IN SOUTHEAST ASIA, I.E., KOREA, LAOS, PHILIPPINES, THAILAND, AND VIETNAM. ALSO INCLUDED ARE TRANSFERS TO KOREA UNDER SECTION 3, P.L. 91-952, DATED JANUARY 5, 1971 AND SECTION 23 OF P.L. 95-384, DATED SEPTEMBER 26, 1978, AS WELL AS THE TRANSFER OF AMMUNITION TO THAILAND UNDER SECTION 24 OF P.L. 96-92, DATED OCTOBER 29, 1979.

B/ INCLUDES MAP MERGER FUNDS FOR PORTUGAL OF $6.5 MILLION IN FY 1982, $25.0 MILLION IN FY 1983, AND $10.0 MILLION IN FY 1984; FOR CHAD $110 THOUSAND IN FY 1984.

C/ EXCEPT FOR CHAD (1987) WHERE $25.0 MILLION WAS AUTHORIZED, AMOUNTS SHOWN FOR SECTION 506 AND OTHER DRAWDOWNS REFLECT THE AMOUNTS AUTHORIZED IN PRESIDENTIAL DETERMINATIONS, BEGINNING IN FY 1986, NOT THE VALUE OF PROGRAM DIRECTIVES ISSUED AGAINST PRESIDENTIAL DETERMINATIONS, AS REPORTED IN PREVIOUS FISCAL YEARS.

D/ INCLUDES SECTION 506 FUNDING OF $75.0 MILLION FOR KURDISH RELIEF.

E/ LA ANTI-NARCOTICS ASSISTANCE OF $53.3 MILLION ALLOCATED AS FOLLOWS: BELIZE $.5 MILLION; BOLIVIA $7.8 MILLION; COLOMBIA $20.0 MILLION; ECUADOR $3.0 MILLION; JAMAICA $5.0 MILLION; MEXICO $17.0 MILLION.

F/ REPRESENTS SECTION 506 DRAWDOWN PURSUANT TO PRESIDENTIAL DETERMINATION 94-50, DATED SEPTEMBER 19, 1994, FOR THE COUNTRIES PARTICIPATING IN THE MULTINATIONAL COALITION TO RESTORE DEMOCRACY TO HAITI. PARTICIPATING COUNTRIES INCLUDE ANTIGUA-BARBUDA, ARGENTINA, AUSTRALIA, BAHAMAS, BANGLADESH, BARBADOS, BELIZE, BENIN, BOLIVIA, DENMARK, DOMINICA, FRANCE, GRENADA, GUATEMALA, GUYANA, ISRAEL, JAMAICA, JORDAN, NEPAL, NETHERLANDS, NORWAY, THE PHILIPPINES, POLAND, ST. LUCIA, ST. KITTS, ST. VINCENT AND THE GRENADINES, TRINIDAD AND TOBAGO, AND THE UNITED KINGDOM.

G/ REPRESENTS SECTION 552(C)(2) DRAWDOWN PURSUANT TO PRESIDENTIAL DETERMINATION 93-43, DATED 30 SEPTEMBER 1993, FOR THE PROVISION OF COMMODITIES AND SERVICES TO SUPPORT PEACEKEEPING OPERATIONS RELATED TO THE REESTABLISHMENT OF POLICE FORCES IN SOMALIA.

H/ REPRESENTS SECTION 506 DRAWDOWNS PURSUANT TO PRESIDENTIAL DETERMINATIONS 95-29, 95-33, AND 95-34 TO SUPPORT UN RAPID REACTION FORCE (RRF) IN BOSNIA-HERCEGOVINA.

I/ REPRESENTS SECTION 506 AND SECTION 552, FOREIGN ASSISTANCE ACT, DRAWDOWNS PURSUANT TO PRESIDENTIAL DETERMINATION SIGNED DECEMBER 11, 1996, IN THE AMOUNT OF $4.0 MILLION FOR THE MULTINATIONAL TURCOMAN CEASEFIRE MONITORING FORCE AND PRESIDENTIAL DETERMINATION 97-14, SIGNED DECEMBER 27, 1996, IN THE AMOUNT OF $10.0 MILLION FOR REPATRIATION OF IRAQI KURDS TO THE UNITED STATES.

J/ REPRESENTS SECTION 506 DRAWDOWNS FOR LATIN AMERICA COUNTERNARCOTICS ASSISTANCE IN THE AMOUNT OF $20.0 MILLION PURSUANT TO PRESIDENTIAL DETERMINATION PD97-38, SIGNED SEPTEMBER 30,1997, AND $75.0 MILLION PURSUANT TO PD98-41, SIGNED SEPTEMBER 30, 1998.

K/ REPRESENTS SECTION 506 DRAWDOWNS FOR COUNTERNARCOTICS ASSISTANCE IN THE AMOUNT OF $37.0 MILLION PURSUANT TO PRESIDENTIAL DETERMINATION 97-9, SIGNED DECEMBER 2, 1996.

TOTALS MAY NOT ADD DUE TO ROUNDING * LESS THAN $500

L/ REPRESENTS SECTION 506 DRAWDOWNS FOR DISASTER RELIEF (HURRICANE MITCH) PURSUANT TO PRESIDENTIAL DETERMINATION 99-03, SIGNED NOVEMBER 6, 1998, IN THE AMOUNT OF $30.0 MILLION AND 99-04, SIGNED NOVEMBER 14, 1998 IN THE AMOUNT OF $45.0 MILLION FOR HONDURAS, NICARAGUA, EL SALVADOR AND GUATEMALE; 2000-09, SIGNED DECEMBER 23, 1999, (FLOOD RELIEF) FOR VENEZUELA IN THE AMOUNT OF 20.0 MILLION; 2002-16, SIGNED APRIL 18, 2002 IN THE AMOUNT OF $4.0 MILLION FOR NIGERIA; 2002-20, SIGNED MAY 30 2002 IN THE AMOUNT OF $21.0 MILLION FOR GEORGIA; 2002-18, SIGNED APRIL 27, 2002 IN THE AMOUNT OF $2.0 MILLION FOR AFGHANISTAN; 2002-24, SIGNED JUNE 28, 2002 IN THE AMOUNT OF $10.0M FOR PHILIPPINES.

M/ REPRESENTS DRAWDOWNS AUTHORIZED BY THE 1999 FOREIGN OPERATIONS, EXPORT FINANCING AND RELATED PROGRAMS APPROPRIATIONS ACT FOR DEFENSE ARTICLES AND SERVICES PURSUANT TO PRESIDENTIAL DETERMINATIONS 99-18, SIGNED MARCH 25, 1999, FOR JORDAN ($25.0 MILLION); AND FOR TUNISIA 99-32, SIGNED JULY 1, 1999, ($5.0 MILLION) AND 2000-033, SIGNED SEPTEMBER 29, 2000, ($4.0 MILLION).

N/ REPRESENTS SECTION 506 DRAWDOWNS FOR NONLETHAL EMERGENCY MILITARY ASSISTANCE TO STATES PARTICIPATING IN THE ECONOMIC COMMUNITY OF WEST AFRICAN STATES' MONITORING GROUP (ECOMOG) IN THE AMOUNT OF $3.0 MILLION PURSUANT TO PRESIDENTIAL DETERMINATION 99-34, SIGNED AUGUST 13, 1999. THE PARTICIPATING COUNTRIES ARE NIGERIA, GHANA, SIERRA LEONE AND GUINEA.

O/ REPRESENTS SECTION 506 DRAWDOWN TO SUPPORT MULINATIONAL FORCES PARTICIPATING IN INTERNATIONAL OPERATIONS IN EAST TIMOR PURSUANT TO PRESIDENTIAL DETERMINATION 99-39, SIGNED SEPTEMBER 21 1999. PARTICIPATING COUNTRIES ARE PHILIPPINES, NEW ZEALAND, THAILAND AND KENYA.

P/ REPRESENTS DRAWDOWNS AUTHORIZED BY THE 1999 FOREIGN OPERATIONS, EXPORT FINANCING AND RELATED PROGRAMS APPROPRIATIONS ACT FOR DEFENSE ARTICLES AND SERVICES PURSUANT TO PRESIDENTIAL DETERMINATIONS 99-35, SIGNED AUGUST 17, 1999, FOR KOSOVO (FORMERLY YUGOSLAVIA) IN THE AMOUNT OF $5.0 MILLION; 99-20, SIGNED MARCH 31, 1999, TO SUPPORT INTERNATIONAL PEACEKEEPING RELIEF EFFORTS FOR KOSOVO REFUGEES IN THE AMOUNT OF $25.0 MILLION; 99-40, SEPTEMBER 21, 1999 TO SUPPORT DEVELOPMENT OF THE KOSOVO PROTECTION CORPS IN THE AMOUNT OF $5.0 MILLION.

Q/ REPRESENTS SECTION 506 DRAWDOWN IN SUPPORT OF THE UNITED NATIONS MISSION IN SIERRA LEONE PURSUANT TO PRESIDENTIAL DETERMINATION 2000-27, SIGNED JULY 21, 2000 IN THE AMOUNT OF $18.0 MILLION, AND 2001-04, SIGNED DECEMBER 11, 2000 IN THE AMOUNT OF $36.0 MILLION.

R/ REPRESENTS SECTION 506 DRAWDOWN TO PROVIDE INTERNATIONAL DISASTER ASSISTANCE TO SOUTHERN AFRICA INCLUDING MOZAMBIQUE, SOUTH AFRICA, ZIMBABWE AND BOTSWANA PURSUANT TO PRESIDENTIAL DETERMINATION 2000-17, SIGNED MARCH 2, 2000.

S/ REPRESENTS DRAWDOWN UNDER THE IRAQ LIBERATION ACT OF 1998 (P.L. 105-339) TO PROVIDE MILITARY ARTICLES, EDUCATION AND TRAINING PURSUANT TO PRESIDENTIAL DETERMINATION 2000-05, SIGNED 29 OCTOBER 1999, IN THE AMOUNT OF $5.0 MILLION.

T/ REPRESENTS DRAWDOWN UNDER THE FOREIGN OPERATIONS, EXPORT FINANCING AND RELATED PROGRAMS APPROPRIATIONS ACT OF 2001 (P.L. 106-429) TO PROVIDE MILITARY ARTICLES, EDUCATION AND TRAINING PURSUANT TO PRESIDENTIAL DETERMINATION 2001-24, SIGNED AUGUST 18, 2001 IN THE AMOUNT OF $5.0 MILLION AND 2002-17, SIGNED APRIL 24, 2002 IN THE AMOUNT OF $4.0 MILLION FOR GEORGIA.

U/ REPRESENTS DRAWDOWN UNDER THE KENNETH M. LUDDEN FOREIGN OPERATIONS, EXPORT FINANCING, AND RELATED PROGRAMS APPROPRIATIONS ACT TITLE III MILITARY ASSISTANCE ACT, 2002 (P.L. 107-115) PURSUANT TO PRESIDENTIAL DETERMINATION 2002-28, SIGNED AUGUST 14, 2002 IN THE AMOUNT OF $5.0 MILLION FOR TUNISIA.

TOTALS MAY NOT ADD DUE TO ROUNDING * LESS THAN $500

PAGE INTENTIONALLY LEFT BLANK

MILITARY ASSISTANCE PROGRAM DEL/EXP

INCLUDES MASF, EMERGENCY DRAWDOWNS, AND OTHER GRANT ASSISTANCE

(Dollars in Millions)

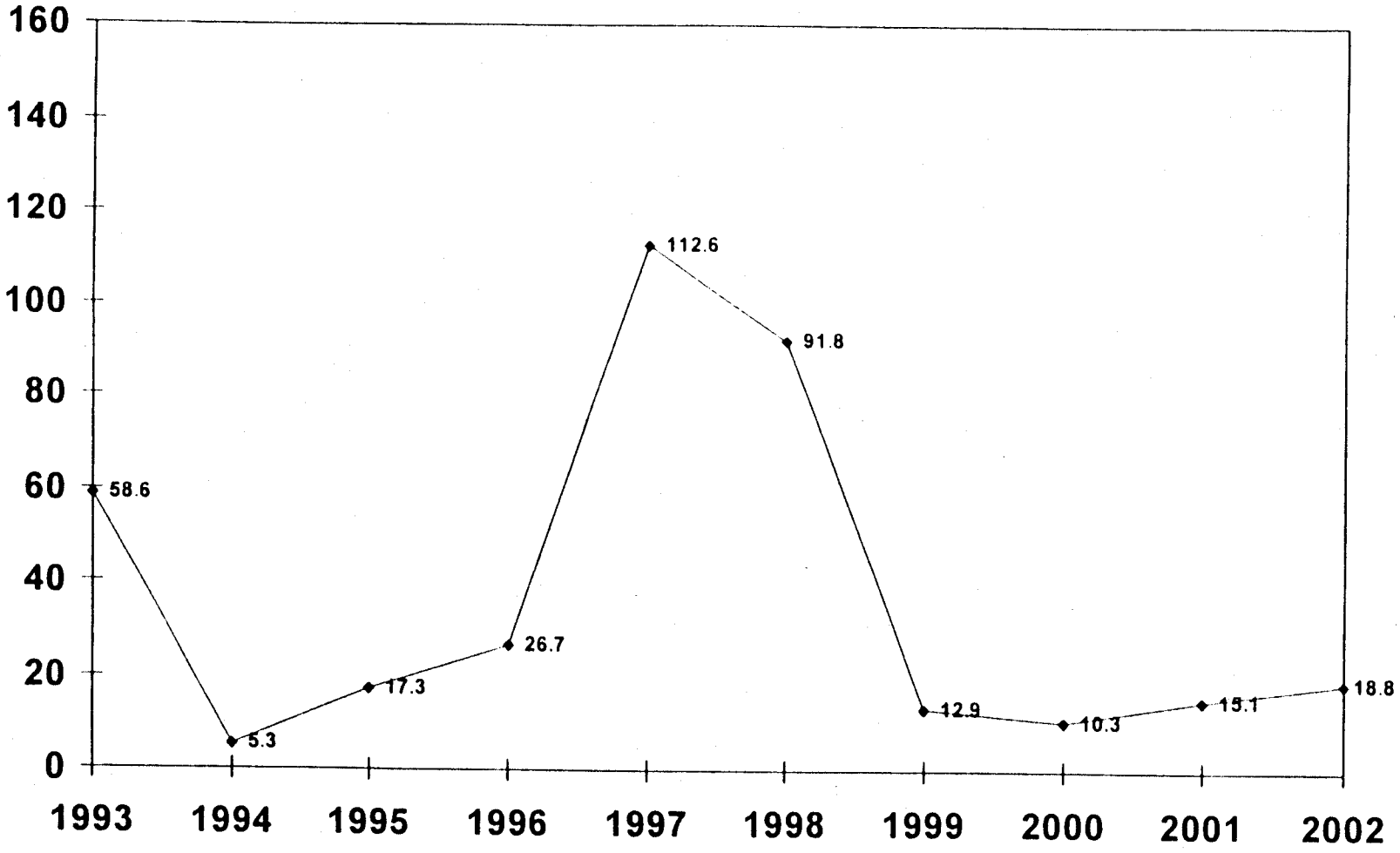

MILITARY ASSISTANCE PROGRAM DELIVERIES/EXPENDITURES
INCLUDES MASF, EMERGENCY DRAWDOWNS, AND OTHER GRANT ASSISTANCE; EXCLUDES TRAINING

(DOLLARS IN THOUSANDS)

	FY 1950 FY 1992	FY 1993	FY 1994	FY 1995	FY 1996	FY 1997
WORLDWIDE	55,073,631	58,578	5,269	17,278	26,792	112,807
EAST ASIA AND PACIFIC	29,010,350	1,895	-	-	10	-
CAMBODIA	1,177,163	-	-	-	-	-
INDOCHINA	708,977	-	-	-	-	-
INDONESIA	192,322	-	-	-	-	-
JAPAN	810,276	-	-	-	-	-
KOREA (SEOUL) A/	5,471,718	-	-	-	-	-
LAOS A/	1,460,076	-	-	-	10	-
MYANMAR	72,134	-	-	-	-	-
REP OF PHILIPPINES A/	620,168	1,895	-	-	-	-
TAIWAN	2,554,637	-	-	-	-	-
THAILAND A/	1,169,028	-	-	-	-	-
VIETNAM A/	14,773,851	-	-	-	-	-
NEAR EAST AND SOUTH ASIA	2,286,277	47,461	1,424	2,152	10,765	18,881
AFGHANISTAN	2	-	-	-	-	-
BANGLADESH	3,895	73	-	55	-	-
EGYPT	-	-	1,424	1,607	-	-
INDIA	90,256	-	-	-	-	-
IRAN	766,733	-	-	-	-	-
IRAQ	45,208	-	-	-	-	2,543
ISRAEL	115,305	44,717	-	350	100	-
JORDAN	489,771	120	-	-	10,665	16,338
LEBANON	13,585	-	-	-	-	-
LIBYA	12,624	-	-	-	-	-
MOROCCO	29,600	-	-	-	-	-
NEPAL	1,678	-	-	140	-	-
PAKISTAN	650,281	2,550	-	-	-	-
SAUDI ARABIA	23,868	-	-	-	-	-
SRI LANKA	3,167	-	-	-	-	-
TUNISIA	40,304	-	-	-	-	-
EUROPE	18,862,702	79	-	8,995	11,301	64,388
AUSTRIA	96,310	-	-	-	-	-
BELGIUM	1,203,784	-	-	-	-	-
BOSNIA-HERZEGOVINA	-	-	-	3,431	11,301	64,388
DENMARK	587,274	-	-	-	-	-
FRANCE	4,045,066	-	-	676	-	-
GEORGIA	-	-	-	-	-	-
GERMANY	884,774	-	-	-	-	-
GREECE	1,673,181	1	-	-	-	-
ITALY	2,243,742	-	-	-	-	-
LUXEMBOURG	7,753	-	-	-	-	-

TOTALS MAY NOT ADD DUE TO ROUNDING * LESS THAN $500

AS OF 30 SEP 02

MILITARY ASSISTANCE PROGRAM DELIVERIES/EXPENDITURES
INCLUDES MASF, EMERGENCY DRAWDOWNS, AND OTHER GRANT ASSISTANCE; EXCLUDES TRAINING

(DOLLARS IN THOUSANDS)

FY 1998	FY 1999	FY 2000	FY 2001	FY 2002	FY 1950 FY 2002	
91,834	12,955	10,279	15,137	19,868	55,444,428	WORLDWIDE
-	-	-	-	-	29,012,256	EAST ASIA AND PACIFIC
-	-	-	-	-	1,177,163	CAMBODIA
-	-	-	-	-	708,977	INDOCHINA
-	-	-	-	-	192,322	INDONESIA
-	-	-	-	-	810,276	JAPAN
-	-	-	-	-	5,471,719	KOREA (SEOUL) A/
-	-	-	-	-	1,460,086	LAOS A/
-	-	-	-	-	72,134	MYANMAR
-	-	-	-	-	622,063	REP OF PHILIPPINES A/
-	-	-	-	-	2,554,637	TAIWAN
-	-	-	-	-	1,169,028	THAILAND A/
-	-	-	-	-	14,773,851	VIETNAM A/
50,201	7,522	9,596	14,596	13,755	2,462,630	NEAR EAST AND SOUTH ASIA
-	-	-	-	1,013	1,015	AFGHANISTAN
-	-	-	-	-	4,024	BANGLADESH
-	-	-	-	*	3,030	EGYPT
-	-	-	-	-	90,256	INDIA
-	-	-	-	-	766,733	IRAN
-	-	-	-	936	48,687	IRAQ
-	-	-	-	-	160,472	ISRAEL
50,201	7,450	8,195	11,492	9,080	603,312	JORDAN
-	-	-	-	-	13,585	LEBANON
-	-	-	-	-	12,624	LIBYA
-	-	-	-	-	29,600	MOROCCO
-	-	-	-	-	1,818	NEPAL
-	-	-	-	-	652,831	PAKISTAN
-	-	-	-	-	23,868	SAUDI ARABIA
-	-	-	-	-	3,167	SRI LANKA
-	71	1,400	3,104	2,726	46,561	TUNISIA
2,678	54	-	-	3,694	18,953,891	EUROPE
-	-	-	-	-	96,310	AUSTRIA
-	-	-	-	-	1,203,784	BELGIUM
2,678	54	-	-	161	82,013	BOSNIA-HERZEGOVINA
-	-	-	-	-	587,274	DENMARK
-	-	-	-	-	4,045,742	FRANCE
-	-	-	-	3,533	3,533	GEORGIA
-	-	-	-	-	884,774	GERMANY
-	-	-	-	-	1,673,182	GREECE
-	-	-	-	-	2,243,742	ITALY
-	-	-	-	-	7,753	LUXEMBOURG

TOTALS MAY NOT ADD DUE TO ROUNDING

* LESS THAN $500

AS OF 30 SEP 02

MILITARY ASSISTANCE PROGRAM DELIVERIES/EXPENDITURES (CONTINUED)
INCLUDES MASF, EMERGENCY DRAWDOWNS, AND OTHER GRANT ASSISTANCE; EXCLUDES TRAINING

(DOLLARS IN THOUSANDS)

	FY 1950 FY 1992	FY 1993	FY 1994	FY 1995	FY 1996	FY 1997
EUROPE (CONTINUED)						
NETHERLANDS	1,178,056	-	-	-	-	-
NORWAY	862,177	-	-	-	-	-
PORTUGAL	522,990	77	-	-	-	-
SPAIN	689,885	-	-	-	-	-
TURKEY	3,165,285	1	-	-	-	-
UNITED KINGDOM	1,012,855	-	-	4,887	-	-
YUGOSLAVIA	689,570	-	-	-	-	-
AFRICA	279,348	4,259	3,750	-	1,525	2,299
BENIN	55	-	-	-	-	2
BURKINA FASO	57	-	-	-	-	-
CAMEROON	239	-	-	-	-	-
CHAD	52,099	-	-	-	-	-
CONGO (KINSHASA)	23,308	-	-	-	-	-
ERITREA	-	-	-	-	1,525	-
ETHIOPIA	182,948	-	-	-	-	-
GHANA	-	-	-	-	-	-
GUINEA	810	-	-	-	-	-
IVORY COAST	54	-	-	-	-	-
LIBERIA	6,249	-	-	-	-	-
MALI	1,865	-	-	-	-	-
NIGER	52	-	-	-	-	-
NIGERIA	-	-	-	-	-	-
SENEGAL	9,891	509	-	-	-	164
SIERRA LEONE	-	-	-	-	-	-
SOMALIA	-	3,750	3,750	-	-	-
SUDAN	1,721	-	-	-	-	-
UGANDA	-	-	-	-	-	2,133
WESTERN HEMISPHERE	859,820	4,884	95	6,131	3,091	20,593
ANTIGUA & BARBUDA	-	-	-	1	-	-
ARGENTINA	34,020	-	-	14	-	-
BAHAMAS	-	-	-	4	-	-
BARBADOS	-	-	-	24	-	-
BELIZE	389	3	-	3	-	-
BOLIVIA	39,459	-	-	15	-	-
BRAZIL	207,163	-	-	-	-	-
CHILE	83,931	-	-	-	-	-
COLOMBIA	136,969	4,096	-	-	-	13,304
COSTA RICA	930	-	-	-	-	-
CUBA	8,552	-	-	-	-	-
DOMINICA	-	-	-	1	-	-
DOMINICAN REPUBLIC	21,549	-	95	4,771	-	1,434

TOTALS MAY NOT ADD DUE TO ROUNDING * LESS THAN $500

AS OF 30 SEP 02

MILITARY ASSISTANCE PROGRAM DELIVERIES/EXPENDITURES (CONTINUED)
INCLUDES MASF, EMERGENCY DRAWDOWNS, AND OTHER GRANT ASSISTANCE; EXCLUDES TRAINING

(DOLLARS IN THOUSANDS)

FY 1998	FY 1999	FY 2000	FY 2001	FY 2002	FY 1950 FY 2002	
						EUROPE (CONTINUED)
-	-	-	-	-	1,178,056	NETHERLANDS
-	-	-	-	-	862,177	NORWAY
-	-	-	-	-	523,067	PORTUGAL
-	-	-	-	-	689,885	SPAIN
-	-	-	-	-	3,165,286	TURKEY
-	-	-	-	-	1,012,855	UNITED KINGDOM
-	-	-	-	-	689,570	YUGOSLAVIA
-	1,687	486	29	2,000	295,383	AFRICA
-	-	-	-	-	57	BENIN
-	-	-	-	-	57	BURKINA FASO
-	-	-	-	-	239	CAMEROON
-	-	-	-	-	52,099	CHAD
-	-	-	-	-	23,308	CONGO (KINSHASA)
-	-	-	-	-	1,525	ERITREA
-	-	-	-	-	182,948	ETHIOPIA
-	-	-	-	1,000	1,000	GHANA
-	-	-	-	-	810	GUINEA
-	-	-	-	-	54	IVORY COAST
-	-	-	-	-	6,249	LIBERIA
-	-	-	-	-	1,865	MALI
-	-	-	-	-	52	NIGER
-	-	-	-	1,000	1,000	NIGERIA
-	-	-	-	-	10,564	SENEGAL
-	1,687	486	29	-	2,202	SIERRA LEONE
-	-	-	-	-	7,500	SOMALIA
-	-	-	-	-	1,721	SUDAN
-	-	-	-	-	2,133	UGANDA
38,362	3,692	197	392	419	937,767	WESTERN HEMISPHERE
369	-	-	-	-	370	ANTIGUA & BARBUDA
-	-	-	-	-	34,034	ARGENTINA
-	-	-	-	-	4	BAHAMAS
148	-	71	-	-	243	BARBADOS
-	-	-	-	-	395	BELIZE
4,960	-	-	-	-	44,434	BOLIVIA
148	-	-	-	-	207,311	BRAZIL
-	-	-	-	-	83,931	CHILE
23,474	2,188	-	337	269	180,637	COLOMBIA
-	-	-	-	-	930	COSTA RICA
-	-	-	-	-	8,552	CUBA
31	-	2	-	-	32	DOMINICA
340	-	-	-	-	28,189	DOMINICAN REPUBLIC

TOTALS MAY NOT ADD DUE TO ROUNDING

* LESS THAN $500

AS OF 30 SEP 02

MILITARY ASSISTANCE PROGRAM DELIVERIES/EXPENDITURES (CONTINUED)
INCLUDES MASF, EMERGENCY DRAWDOWNS, AND OTHER GRANT ASSISTANCE; EXCLUDES TRAINING

(DOLLARS IN THOUSANDS)

	FY 1950 FY 1992	FY 1993	FY 1994	FY 1995	FY 1996	FY 1997
WESTERN HEMISPHERE (CONTINUED)	859,820	4,884	95	6,131	3,091	20,593
ECUADOR	34,428	467	-	-	-	-
EL SALVADOR	74,238	-	-	-	-	-
GRENADA	-	-	-	2	-	-
GUATEMALA	16,247	-	-	77	-	-
GUYANA	-	-	-	-	-	-
HAITI	2,427	-	-	561	-	-
HONDURAS	25,039	-	-	-	-	-
JAMAICA	11,077	318	-	590	-	-
MEXICO	26,265	-	-	-	-	5,815
NICARAGUA	7,668	-	-	-	-	-
PANAMA	4,392	-	-	-	-	-
PARAGUAY	9,325	-	-	-	-	-
PERU	74,952	-	-	-	894	40
ST KITTS AND NEVIS	-	-	-	1	-	-
ST LUCIA	-	-	-	1	19	-
ST VINCENT + GREN.	-	-	-	-	68	-
TRINIDAD + TOBAGO	-	-	-	66	-	-
URUGUAY	40,770	-	-	-	-	-
VENEZUELA	33	-	-	-	2,110	-
INTERNATL. ORG. AND VARIOUS	1,601,449	-	-	-	-	6,278
GEN. AND REG. COSTS	2,173,685	-	-	-	-	368

NOTE: INCLUDED IN THE DATA FOR FY 1991, 1992 AND 1993 ARE TRANSFERS OF EXCESS DEFENSE ARTICLES (EDA) UNDER SECTION 519 OF THE FOREIGN ASSISTANCE ACT OF 1961, AS AMENDED. THESE EDA TRANSFERS ARE INTENDED TO HELP MODERNIZE THE MILITARY CAPABILITIES OF COUNTRIES WHICH ARE RECIPIENTS OF FOREIGN MILITARY FINANCING (FMF).

A/ DURING THE PERIOD FY 66-75, GRANT AID FUNDING IN SUPPORT OF ACTIVITIES IN SOUTHEAST ASIA WAS A PART OF THE REGULAR DOD APPROPRIATION AND WAS IDENTIFIED FOR PROGRAMMING PURPOSES AS MILITARY ASSISTANCE SERVICE FUNDED (MASF) PROGRAMS. THE FUNDS WERE USED FOR PROVIDING MILITARY EQUIPMENT AND RELATED SERVICES AND TRAINING TO THOSE COUNTRIES ENGAGED IN THE HOSTILITIES IN SOUTHEAST ASIA, I.E., KOREA, LAOS, PHILIPPINES, THAILAND, AND VIETNAM. ALSO INCLUDED ARE TRANSFERS TO KOREA UNDER SECTION 3, P.L. 91-952, DATED JANUARY 5, 1971 AND SECTION 23 OF P.L. 95-384, DATED SEPTEMBER 26, 1978, AS WELL AS THE TRANSFER OF AMMUNITION TO THAILAND UNDER SECTION 24 OF P.L. 96-92, DATED OCTOBER 29, 1979.

TOTALS MAY NOT ADD DUE TO ROUNDING * LESS THAN $500

MILITARY ASSISTANCE PROGRAM DELIVERIES/EXPENDITURES (CONTINUED)
INCLUDES MASF, EMERGENCY DRAWDOWNS, AND OTHER GRANT ASSISTANCE; EXCLUDES TRAINING

(DOLLARS IN THOUSANDS)

FY 1998	FY 1999	FY 2000	FY 2001	FY 2002	FY 1950 FY 2002	
38,353	3,692	197	392	419	937,676	WESTERN HEMISPHERE (CONTINUED)
2,541	970	-	-	150	38,556	ECUADOR
-	-	-	-	-	74,238	EL SALVADOR
55	-	-	-	-	57	GRENADA
586	-	-	-	-	16,909	GUATEMALA
-	7	-	-	-	7	GUYANA
-	-	-	-	-	2,988	HAITI
-	316	-	-	-	25,355	HONDURAS
21	-	-	-	-	12,005	JAMAICA
-	-	-	-	-	32,080	MEXICO
-	-	-	-	-	7,668	NICARAGUA
-	79	-	-	-	4,471	PANAMA
-	-	-	-	-	9,325	PARAGUAY
5,613	132	-	55	-	81,685	PERU
74	-	-	-	-	75	ST KITTS AND NEVIS
2	-	-	-	-	22	ST LUCIA
-	-	-	-	-	68	ST VINCENT + GREN.
-	-	-	-	-	66	TRINIDAD + TOBAGO
-	-	-	-	-	40,770	URUGUAY
-	-	126	-	-	2,496	VENEZUELA
-	-	-	120	-	1,607,863	INTERNATL. ORG. AND VARIOUS
593	-	-	-	-	2,174,646	GEN. AND REG. COSTS

TOTALS MAY NOT ADD DUE TO ROUNDING

* LESS THAN $500

AS OF 30 SEP 02

MAP EXCESS DEFENSE ARTICLES PROGRAM - ACQUISITION COST
INCLUDES MILITARY ASSISTANCE SERVICE FUNDED

(DOLLARS IN THOUSANDS)

	FY 1950 FY 1992	FY 1993	FY 1994	FY 1995	FY 1996	FY 1997
WORLDWIDE	6,534,403	-	-	-	-	-
EAST ASIA AND PACIFIC	3,475,217	-	-	-	-	-
CAMBODIA	85,221	-	-	-	-	-
INDOCHINA	21,882	-	-	-	-	-
INDONESIA	34,003	-	-	-	-	-
JAPAN	174,979	-	-	-	-	-
KOREA (SEOUL) A/	663,885	-	-	-	-	-
LAOS A/	97,805	-	-	-	-	-
MYANMAR	12,250	-	-	-	-	-
REP OF PHILIPPINES A/	98,489	-	-	-	-	-
TAIWAN	941,286	-	-	-	-	-
THAILAND A/	244,955	-	-	-	-	-
VIETNAM A/	1,100,462	-	-	-	-	-
NEAR EAST AND SOUTH ASIA	182,427	-	-	-	-	-
INDIA	21,995	-	-	-	-	-
IRAN	61,632	-	-	-	-	-
IRAQ	3,342	-	-	-	-	-
JORDAN	45,557	-	-	-	-	-
LEBANON	309	-	-	-	-	-
LIBYA	2,195	-	-	-	-	-
MOROCCO	11,943	-	-	-	-	-
NEPAL	2	-	-	-	-	-
PAKISTAN	26,827	-	-	-	-	-
SAUDI ARABIA	1,765	-	-	-	-	-
SRI LANKA	2	-	-	-	-	-
TUNISIA	6,858	-	-	-	-	-
EUROPE	2,316,656	-	-	-	-	-
AUSTRIA	8,155	-	-	-	-	-
BELGIUM	21,327	-	-	-	-	-
DENMARK	20,935	-	-	-	-	-
FRANCE	289,843	-	-	-	-	-
GERMANY	718	-	-	-	-	-
GREECE	451,064	-	-	-	-	-
ITALY	214,639	-	-	-	-	-
LUXEMBOURG	178	-	-	-	-	-
NETHERLANDS	44,003	-	-	-	-	-
NORWAY	44,051	-	-	-	-	-
PORTUGAL	168,252	-	-	-	-	-
SPAIN	97,707	-	-	-	-	-
TURKEY	855,307	-	-	-	-	-
UNITED KINGDOM	72,950	-	-	-	-	-
YUGOSLAVIA	27,527	-	-	-	-	-

TOTALS MAY NOT ADD DUE TO ROUNDING * LESS THAN $500

AS OF 30 SEP 02

MAP EXCESS DEFENSE ARTICLES PROGRAM - ACQUISITION COST
INCLUDES MILITARY ASSISTANCE SERVICE FUNDED

(DOLLARS IN THOUSANDS)

FY 1998	FY 1999	FY 2000	FY 2001	FY 2002	FY 1950 FY 2002	
-	-	-	-	-	6,534,403	WORLDWIDE
-	-	-	-	-	3,475,217	EAST ASIA AND PACIFIC
-	-	-	-	-	85,221	CAMBODIA
-	-	-	-	-	21,882	INDOCHINA
-	-	-	-	-	34,003	INDONESIA
-	-	-	-	-	174,979	JAPAN
-	-	-	-	-	663,885	KOREA (SEOUL) A/
-	-	-	-	-	97,805	LAOS A/
-	-	-	-	-	12,250	MYANMAR
-	-	-	-	-	98,489	REP OF PHILIPPINES A/
-	-	-	-	-	941,286	TAIWAN
-	-	-	-	-	244,955	THAILAND A/
-	-	-	-	-	1,100,462	VIETNAM A/
-	-	-	-	-	182,427	NEAR EAST AND SOUTH ASIA
-	-	-	-	-	21,995	INDIA
-	-	-	-	-	61,632	IRAN
-	-	-	-	-	3,342	IRAQ
-	-	-	-	-	45,557	JORDAN
-	-	-	-	-	309	LEBANON
-	-	-	-	-	2,195	LIBYA
-	-	-	-	-	11,943	MOROCCO
-	-	-	-	-	2	NEPAL
-	-	-	-	-	26,827	PAKISTAN
-	-	-	-	-	1,765	SAUDI ARABIA
-	-	-	-	-	2	SRI LANKA
-	-	-	-	-	6,858	TUNISIA
-	-	-	-	-	2,316,656	EUROPE
-	-	-	-	-	8,155	AUSTRIA
-	-	-	-	-	21,327	BELGIUM
-	-	-	-	-	20,935	DENMARK
-	-	-	-	-	289,843	FRANCE
-	-	-	-	-	718	GERMANY
-	-	-	-	-	451,064	GREECE
-	-	-	-	-	214,639	ITALY
-	-	-	-	-	178	LUXEMBOURG
-	-	-	-	-	44,003	NETHERLANDS
-	-	-	-	-	44,051	NORWAY
-	-	-	-	-	168,252	PORTUGAL
-	-	-	-	-	97,707	SPAIN
-	-	-	-	-	855,307	TURKEY
-	-	-	-	-	72,950	UNITED KINGDOM
-	-	-	-	-	27,527	YUGOSLAVIA

TOTALS MAY NOT ADD DUE TO ROUNDING

* LESS THAN $500

AS OF 30 SEP 02

MAP EXCESS DEFENSE ARTICLES PROGRAM - ACQUISITION COST (CONTINUED)
INCLUDES MILITARY ASSISTANCE SERVICE FUNDED

(DOLLARS IN THOUSANDS)

	FY 1950 FY 1992	FY 1993	FY 1994	FY 1995	FY 1996	FY 1997
AFRICA	36,414	-	-	-	-	-
CAMEROON	4	-	-	-	-	-
CHAD	170	-	-	-	-	-
CONGO (KINSHASA)	5,213	-	-	-	-	-
ETHIOPIA	30,353	-	-	-	-	-
GUINEA	50	-	-	-	-	-
LIBERIA	390	-	-	-	-	-
MALI	201	-	-	-	-	-
SENEGAL	33	-	-	-	-	-
WESTERN HEMISPHERE	231,623	-	-	-	-	-
ARGENTINA	4,375	-	-	-	-	-
BOLIVIA	10,047	-	-	-	-	-
BRAZIL	83,092	-	-	-	-	-
CHILE	24,010	-	-	-	-	-
COLOMBIA	17,903	-	-	-	-	-
COSTA RICA	115	-	-	-	-	-
CUBA	5,516	-	-	-	-	-
DOMINICAN REPUBLIC	3,903	-	-	-	-	-
ECUADOR	10,364	-	-	-	-	-
EL SALVADOR	2,454	-	-	-	-	-
GUATEMALA	6,732	-	-	-	-	-
HAITI	195	-	-	-	-	-
HONDURAS	3,821	-	-	-	-	-
JAMAICA	4	-	-	-	-	-
MEXICO	50	-	-	-	-	-
NICARAGUA	5,233	-	-	-	-	-
PANAMA	1,673	-	-	-	-	-
PARAGUAY	11,182	-	-	-	-	-
PERU	20,277	-	-	-	-	-
URUGUAY	20,352	-	-	-	-	-
VENEZUELA	324	-	-	-	-	-
INTERNATL. ORG. AND VARIOUS	529	-	-	-	-	-
GEN. AND REG. COSTS	291,537	-	-	-	-	-

A/ DURING THE PERIOD FY 66-75, GRANT AID FUNDING IN SUPPORT OF ACTIVITIES IN SOUTHEAST ASIA WAS A PART OF THE REGULAR DOD APPROPRIATION AND WAS IDENTIFIED FOR PROGRAMMING PURPOSES AS MILITARY ASSISTANCE SERVICE FUNDED (MASF) PROGRAMS. THE FUNDS WERE USED FOR PROVIDING MILITARY EQUIPMENT AND RELATED SERVICES AND TRAINING TO THOSE COUNTRIES ENGAGED IN THE HOSTILITIES IN SOUTHEAST ASIA, I.E., KOREA, LAOS, PHILIPPINES, THAILAND, AND VIETNAM. ALSO INCLUDED ARE TRANSFERS TO KOREA UNDER SECTION 3, P.L. 91-952, DATED JANUARY 5, 1971 AND SECTION 23 OF P.L. 95-384, DATED SEPTEMBER 26, 1978, AS WELL AS THE TRANSFER OF AMMUNITION TO THAILAND UNDER SECTION 24 OF P.L. 96-92, DATED OCTOBER 29, 1979.

TOTALS MAY NOT ADD DUE TO ROUNDING * LESS THAN $500

MAP EXCESS DEFENSE ARTICLES PROGRAM - ACQUISITION COST (CONTINUED)
INCLUDES MILITARY ASSISTANCE SERVICE FUNDED

(DOLLARS IN THOUSANDS)

FY 1998	FY 1999	FY 2000	FY 2001	FY 2002	FY 1950 FY 2002	
-	-	-	-	-	36,414	AFRICA
-	-	-	-	-	4	CAMEROON
-	-	-	-	-	170	CHAD
-	-	-	-	-	5,213	CONGO (KINSHASA)
-	-	-	-	-	30,353	ETHIOPIA
-	-	-	-	-	50	GUINEA
-	-	-	-	-	390	LIBERIA
-	-	-	-	-	201	MALI
-	-	-	-	-	33	SENEGAL
-	-	-	-	-	231,623	WESTERN HEMISPHERE
-	-	-	-	-	4,375	ARGENTINA
-	-	-	-	-	10,047	BOLIVIA
-	-	-	-	-	83,092	BRAZIL
-	-	-	-	-	24,010	CHILE
-	-	-	-	-	17,903	COLOMBIA
-	-	-	-	-	115	COSTA RICA
-	-	-	-	-	5,516	CUBA
-	-	-	-	-	3,903	DOMINICAN REPUBLIC
-	-	-	-	-	10,364	ECUADOR
-	-	-	-	-	2,454	EL SALVADOR
-	-	-	-	-	6,732	GUATEMALA
-	-	-	-	-	195	HAITI
-	-	-	-	-	3,821	HONDURAS
-	-	-	-	-	4	JAMAICA
-	-	-	-	-	50	MEXICO
-	-	-	-	-	5,233	NICARAGUA
-	-	-	-	-	1,673	PANAMA
-	-	-	-	-	11,182	PARAGUAY
-	-	-	-	-	20,277	PERU
-	-	-	-	-	20,352	URUGUAY
-	-	-	-	-	324	VENEZUELA
-	-	-	-	-	529	INTERNATL. ORG. AND VARIOUS
-	-	-	-	-	291,537	GEN. AND REG. COSTS

TOTALS MAY NOT ADD DUE TO ROUNDING * LESS THAN $500

AS OF 30 SEP 02

MAP EXCESS DEFENSE ARTICLES DELIVERED - ACQUISITION COST
INCLUDES MILITARY ASSISTANCE SERVICE FUNDED

(DOLLARS IN THOUSANDS)

	FY 1950 FY 1992	FY 1993	FY 1994	FY 1995	FY 1996	FY 1997
WORLDWIDE	6,388,127	-	-	-	-	-
EAST ASIA AND PACIFIC	3,475,080	-	-	-	-	-
CAMBODIA	85,221	-	-	-	-	-
INDOCHINA	21,882	-	-	-	-	-
INDONESIA	34,003	-	-	-	-	-
JAPAN	174,979	-	-	-	-	-
KOREA (SEOUL) A/	663,748	-	-	-	-	-
LAOS A/	97,805	-	-	-	-	-
MYANMAR	12,250	-	-	-	-	-
REP OF PHILIPPINES A/	98,489	-	-	-	-	-
TAIWAN	941,286	-	-	-	-	-
THAILAND A/	244,955	-	-	-	-	-
VIETNAM A/	1,100,462	-	-	-	-	-
NEAR EAST AND SOUTH ASIA	182,427	-	-	-	-	-
INDIA	21,995	-	-	-	-	-
IRAN	61,632	-	-	-	-	-
IRAQ	3,342	-	-	-	-	-
JORDAN	45,557	-	-	-	-	-
LEBANON	309	-	-	-	-	-
LIBYA	2,195	-	-	-	-	-
MOROCCO	11,943	-	-	-	-	-
NEPAL	2	-	-	-	-	-
PAKISTAN	26,827	-	-	-	-	-
SAUDI ARABIA	1,765	-	-	-	-	-
SRI LANKA	2	-	-	-	-	-
TUNISIA	6,858	-	-	-	-	-
EUROPE	2,172,753	-	-	-	-	-
AUSTRIA	8,155	-	-	-	-	-
BELGIUM	21,327	-	-	-	-	-
DENMARK	20,935	-	-	-	-	-
FRANCE	289,843	-	-	-	-	-
GERMANY	718	-	-	-	-	-
GREECE	451,064	-	-	-	-	-
ITALY	214,639	-	-	-	-	-
LUXEMBOURG	178	-	-	-	-	-
NETHERLANDS	44,003	-	-	-	-	-
NORWAY	44,051	-	-	-	-	-
PORTUGAL	25,240	-	-	-	-	-
SPAIN	97,707	-	-	-	-	-
TURKEY	854,416	-	-	-	-	-
UNITED KINGDOM	72,950	-	-	-	-	-
YUGOSLAVIA	27,527	-	-	-	-	-

TOTALS MAY NOT ADD DUE TO ROUNDING * LESS THAN $500

AS OF 30 SEP 02

MAP EXCESS DEFENSE ARTICLES DELIVERED - ACQUISITION COST
INCLUDES MILITARY ASSISTANCE SERVICE FUNDED

(DOLLARS IN THOUSANDS)

FY 1998	FY 1999	FY 2000	FY 2001	FY 2002	FY 1950 FY 2002	
-	-	-	-	-	6,388,127	WORLDWIDE
-	-	-	-	-	3,475,080	EAST ASIA AND PACIFIC
-	-	-	-	-	85,221	CAMBODIA
-	-	-	-	-	21,882	INDOCHINA
-	-	-	-	-	34,003	INDONESIA
-	-	-	-	-	174,979	JAPAN
-	-	-	-	-	663,748	KOREA (SEOUL) A/
-	-	-	-	-	97,805	LAOS A/
-	-	-	-	-	12,250	MYANMAR
-	-	-	-	-	98,489	REP OF PHILIPPINES A/
-	-	-	-	-	941,286	TAIWAN
-	-	-	-	-	244,955	THAILAND A/
-	-	-	-	-	1,100,462	VIETNAM A/
-	-	-	-	-	182,427	NEAR EAST AND SOUTH ASIA
-	-	-	-	-	21,995	INDIA
-	-	-	-	-	61,632	IRAN
-	-	-	-	-	3,342	IRAQ
-	-	-	-	-	45,557	JORDAN
-	-	-	-	-	309	LEBANON
-	-	-	-	-	2,195	LIBYA
-	-	-	-	-	11,943	MOROCCO
-	-	-	-	-	2	NEPAL
-	-	-	-	-	26,827	PAKISTAN
-	-	-	-	-	1,765	SAUDI ARABIA
-	-	-	-	-	2	SRI LANKA
-	-	-	-	-	6,858	TUNISIA
-	-	-	-	-	2,172,753	EUROPE
-	-	-	-	-	8,155	AUSTRIA
-	-	-	-	-	21,327	BELGIUM
-	-	-	-	-	20,935	DENMARK
-	-	-	-	-	289,843	FRANCE
-	-	-	-	-	718	GERMANY
-	-	-	-	-	451,064	GREECE
-	-	-	-	-	214,639	ITALY
-	-	-	-	-	178	LUXEMBOURG
-	-	-	-	-	44,003	NETHERLANDS
-	-	-	-	-	44,051	NORWAY
-	-	-	-	-	25,240	PORTUGAL
-	-	-	-	-	97,707	SPAIN
-	-	-	-	-	854,416	TURKEY
-	-	-	-	-	72,950	UNITED KINGDOM
-	-	-	-	-	27,527	YUGOSLAVIA

TOTALS MAY NOT ADD DUE TO ROUNDING

* LESS THAN $500

AS OF 30 SEP 02

MAP EXCESS DEFENSE ARTICLES DELIVERED - ACQUISITION COST (CONTINUED)
INCLUDES MILITARY ASSISTANCE SERVICE FUNDED

(DOLLARS IN THOUSANDS)

	FY 1950 FY 1992	FY 1993	FY 1994	FY 1995	FY 1996	FY 1997
AFRICA	36,244	-	-	-	-	-
CAMEROON	4	-	-	-	-	-
CONGO (KINSHASA)	5,213	-	-	-	-	-
ETHIOPIA	30,353	-	-	-	-	-
GUINEA	50	-	-	-	-	-
LIBERIA	390	-	-	-	-	-
MALI	201	-	-	-	-	-
SENEGAL	33	-	-	-	-	-
WESTERN HEMISPHERE	229,557	-	-	-	-	-
ARGENTINA	4,375	-	-	-	-	-
BOLIVIA	9,966	-	-	-	-	-
BRAZIL	83,092	-	-	-	-	-
CHILE	24,010	-	-	-	-	-
COLOMBIA	17,903	-	-	-	-	-
COSTA RICA	115	-	-	-	-	-
CUBA	5,516	-	-	-	-	-
DOMINICAN REPUBLIC	3,903	-	-	-	-	-
ECUADOR	10,364	-	-	-	-	-
EL SALVADOR	2,454	-	-	-	-	-
GUATEMALA	6,732	-	-	-	-	-
HAITI	195	-	-	-	-	-
HONDURAS	1,995	-	-	-	-	-
JAMAICA	4	-	-	-	-	-
MEXICO	50	-	-	-	-	-
NICARAGUA	5,081	-	-	-	-	-
PANAMA	1,673	-	-	-	-	-
PARAGUAY	11,176	-	-	-	-	-
PERU	20,277	-	-	-	-	-
URUGUAY	20,352	-	-	-	-	-
VENEZUELA	324	-	-	-	-	-
INTERNATL. ORG. AND VARIOUS	529	-	-	-	-	-
GEN. AND REG. COSTS	291,537	-	-	-	-	-

A/ DURING THE PERIOD FY 66-75, GRANT AID FUNDING IN SUPPORT OF ACTIVITIES IN SOUTHEAST ASIA WAS A PART OF THE REGULAR DOD APPROPRIATION AND WAS IDENTIFIED FOR PROGRAMMING PURPOSES AS MILITARY ASSISTANCE SERVICE FUNDED (MASF) PROGRAMS. THE FUNDS WERE USED FOR PROVIDING MILITARY EQUIPMENT AND RELATED SERVICES AND TRAINING TO THOSE COUNTRIES ENGAGED IN THE HOSTILITIES IN SOUTHEAST ASIA, I.E., KOREA, LAOS, PHILIPPINES, THAILAND, AND VIETNAM. ALSO INCLUDED ARE TRANSFERS TO KOREA UNDER SECTION 3, P.L. 91-952, DATED JANUARY 5, 1971 AND SECTION 23 OF P.L. 95-384, DATED SEPTEMBER 26, 1978, AS WELL AS THE TRANSFER OF AMMUNITION [illegible] THAILAND UNDER SECTION 24 OF P.L. 96-92, DATED OCTOBER 29, 1979.

TOTALS MAY NOT ADD DUE TO ROUNDING * LESS THAN $500

MAP EXCESS DEFENSE ARTICLES DELIVERED - ACQUISITION COST (CONTINUED)
INCLUDES MILITARY ASSISTANCE SERVICE FUNDED

(DOLLARS IN THOUSANDS)

FY 1998	FY 1999	FY 2000	FY 2001	FY 2002	FY 1950 FY 2002	
-	-	-	-	-	36,244	AFRICA
-	-	-	-	-	4	CAMEROON
-	-	-	-	-	5,213	CONGO (KINSHASA)
-	-	-	-	-	30,353	ETHIOPIA
-	-	-	-	-	50	GUINEA
-	-	-	-	-	390	LIBERIA
-	-	-	-	-	201	MALI
-	-	-	-	-	33	SENEGAL
-	-	-	-	-	229,557	WESTERN HEMISPHERE
-	-	-	-	-	4,375	ARGENTINA
-	-	-	-	-	9,966	BOLIVIA
-	-	-	-	-	83,092	BRAZIL
-	-	-	-	-	24,010	CHILE
-	-	-	-	-	17,903	COLOMBIA
-	-	-	-	-	115	COSTA RICA
-	-	-	-	-	5,516	CUBA
-	-	-	-	-	3,903	DOMINICAN REPUBLIC
-	-	-	-	-	10,364	ECUADOR
-	-	-	-	-	2,454	EL SALVADOR
-	-	-	-	-	6,732	GUATEMALA
-	-	-	-	-	195	HAITI
-	-	-	-	-	1,995	HONDURAS
-	-	-	-	-	4	JAMAICA
-	-	-	-	-	50	MEXICO
-	-	-	-	-	5,081	NICARAGUA
-	-	-	-	-	1,673	PANAMA
-	-	-	-	-	11,176	PARAGUAY
-	-	-	-	-	20,277	PERU
-	-	-	-	-	20,352	URUGUAY
-	-	-	-	-	324	VENEZUELA
-	-	-	-	-	529	INTERNATL. ORG. AND VARIOUS
-	-	-	-	-	291,537	GEN. AND REG. COSTS

TOTALS MAY NOT ADD DUE TO ROUNDING * LESS THAN $500

AS OF 30 SEP 02

PAGE INTENTIONALLY LEFT BLANK

IMET PROGRAM/DELIVERIES

INCLUDES MASF AND EMERGENCY DRAWDOWNS

(Dollars in Millions)

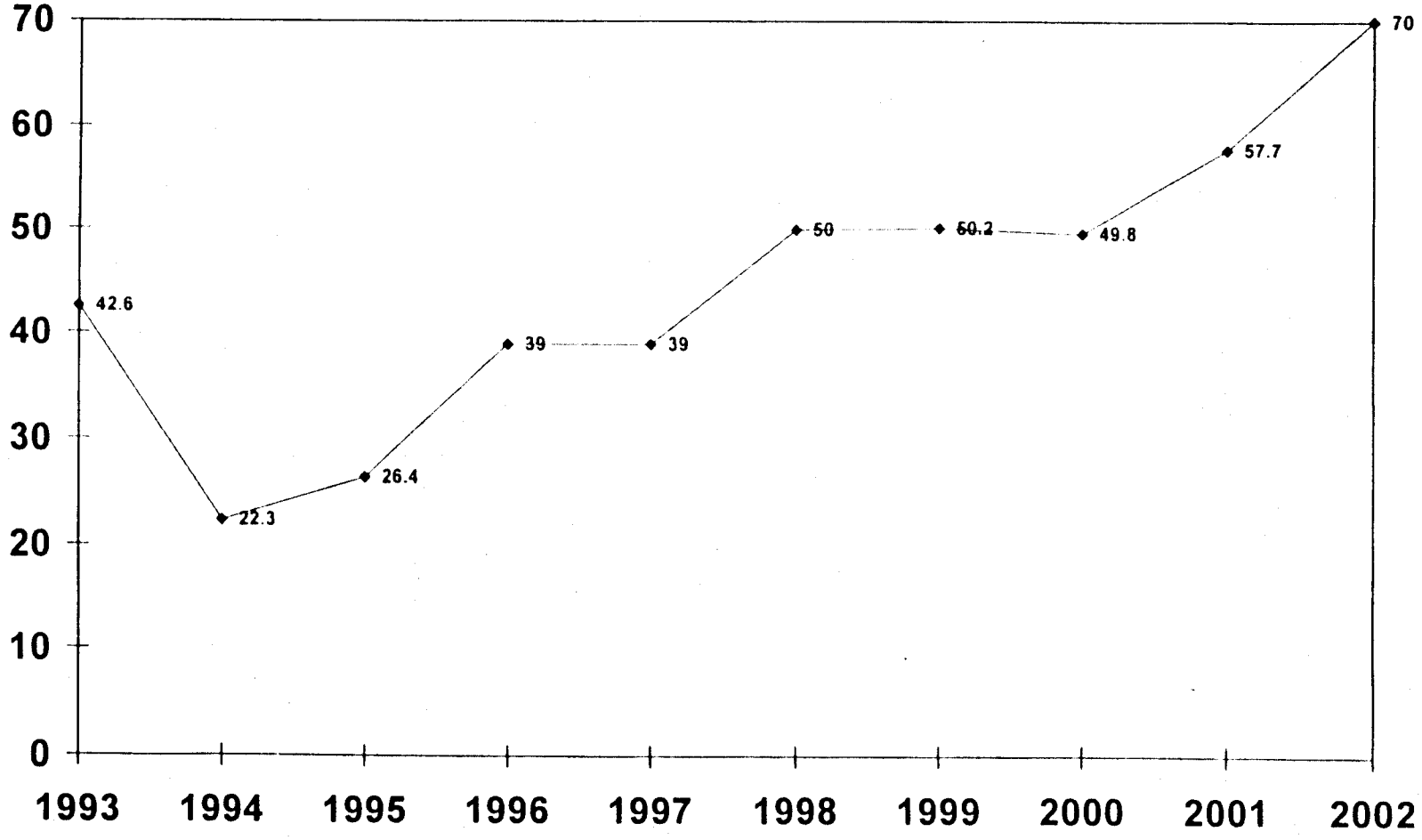

INTERNATIONAL MILITARY EDUCATION AND TRAINING PROGRAM/DELIVERIES
INCLUDES MILITARY ASSISTANCE SERVICE FUNDED AND EMERGENCY DRAWDOWNS

(DOLLARS IN THOUSANDS)

	FY 1950 FY 1992	FY 1993	FY 1994	FY 1995	FY 1996	FY 1997
WORLDWIDE	2,522,952	42,627	22,250	26,350	38,997	43,475
EAST ASIA AND PACIFIC	909,942	5,539	2,395	3,471	4,846	5,015
CAMBODIA	14,603	-	122	273	403	463
EAST TIMOR	-	-	-	-	-	-
FIJI	398	-	-	-	-	-
INDOCHINA	598	-	-	-	-	-
INDONESIA	52,347	-	-	-	577	105
JAPAN	44,589	-	-	-	-	-
KOREA (SEOUL) A/	174,940	273	21	10	9	-
LAOS A/	42,814	-	-	-	-	-
MALAYSIA	11,709	-	318	504	613	631
MONGOLIA	108	108	50	98	70	365
MYANMAR	5,791	-	-	-	-	-
PAPUA NEW GUINEA	622	100	50	125	162	111
REP OF PHILIPPINES A/	58,881	2,539	876	1,193	1,210	1,295
SINGAPORE	466	20	10	20	20	-
SOLOMON ISLANDS	228	20	8	101	85	146
TAIWAN	103,156	-	-	-	-	-
THAILAND A/	96,158	2,339	895	999	1,445	1,600
TONGA	392	61	15	50	85	105
VANUATU	-	30	15	50	88	99
VIETNAM A/	302,142	-	-	-	-	-
WESTERN SAMOA	-	48	15	48	79	95
NEAR EAST AND SOUTH ASIA	263,056	6,960	3,638	4,860	5,765	6,457
AFGHANISTAN	5,616	-	-	-	-	-
ALGERIA	879	137	56	74	75	61
BAHRAIN	74	103	56	75	108	149
BANGLADESH	4,201	462	182	209	326	342
EGYPT	20,201	1,718	800	1,000	1,009	1,000
INDIA	9,088	362	152	208	357	404
IRAN	67,442	-	-	-	-	-
IRAQ	1,487	-	-	-	-	-
ISRAEL	218	-	-	-	-	-
JORDAN	28,810	501	800	1,003	1,202	1,655
LEBANON	8,279	591	304	394	474	547
LIBYA	2,795	-	-	-	-	-
MALDIVES	387	102	-	50	80	85
MOROCCO	29,833	1,140	528	724	830	812
NEPAL	1,839	149	106	96	140	196
OMAN	1,145	92	54	131	119	117
PAKISTAN	31,884	-	-	-	-	-
SAUDI ARABIA	12,456	-	-	-	-	-
SRI LANKA	2,123	388	100	96	179	200

TOTALS MAY NOT ADD DUE TO ROUNDING * LESS THAN $500

AS OF 30 SEP 02

INTERNATIONAL MILITARY EDUCATION AND TRAINING PROGRAM/DELIVERIES
INCLUDES MILITARY ASSISTANCE SERVICE FUNDED AND EMERGENCY DRAWDOWNS

(DOLLARS IN THOUSANDS)

FY 1998	FY 1999	FY 2000	FY 2001	FY 2002	FY 1950 FY 2002	
50,034	50,159	49,810	57,748	70,000	2,974,333	WORLDWIDE
5,686	5,298	4,956	5,269	6,412	958,829	EAST ASIA AND PACIFIC
-	-	-	-	-	15,864	CAMBODIA
-	-	-	-	43	43	EAST TIMOR
-	15	78	-	-	491	FIJI
-	-	-	-	-	598	INDOCHINA
476	486	-	-	405	54,396	INDONESIA
-	-	-	-	-	44,589	JAPAN
-	-	-	-	-	175,253	KOREA (SEOUL) A/
-	-	-	-	-	42,814	LAOS A/
939	713	740	757	831	17,755	MALAYSIA
425	429	512	750	685	3,600	MONGOLIA
-	-	-	-	-	5,791	MYANMAR
173	156	177	160	206	2,041	PAPUA NEW GUINEA
1,278	1,348	1,415	1,436	2,025	73,497	REP OF PHILIPPINES A/
-	-	-	-	-	536	SINGAPORE
122	157	53	62	146	1,128	SOLOMON ISLANDS
-	-	-	-	-	103,156	TAIWAN
1,985	1,703	1,730	1,852	1,748	112,454	THAILAND A/
99	99	103	100	115	1,224	TONGA
93	87	63	64	95	684	VANUATU
-	-	-	-	-	302,142	VIETNAM A/
96	105	85	88	113	772	WESTERN SAMOA
6,693	7,141	7,227	7,754	10,621	330,172	NEAR EAST AND SOUTH ASIA
-	-	-	-	-	5,616	AFGHANISTAN
126	124	115	121	67	1,835	ALGERIA
251	228	216	249	395	1,904	BAHRAIN
312	394	456	507	648	8,039	BANGLADESH
1,000	1,040	1,006	1,119	1,217	31,110	EGYPT
177	241	489	498	1,012	12,988	INDIA
-	-	-	-	-	67,442	IRAN
-	-	-	-	-	1,487	IRAQ
-	-	-	-	-	218	ISRAEL
1,600	1,654	1,679	1,700	2,012	42,616	JORDAN
550	554	582	546	568	13,389	LEBANON
-	-	-	-	-	2,795	LIBYA
101	94	100	110	125	1,234	MALDIVES
907	927	904	999	1,041	38,645	MOROCCO
196	189	216	237	377	3,740	NEPAL
217	233	230	250	481	3,069	OMAN
-	174	-	-	894	32,952	PAKISTAN
-	-	-	-	24	12,480	SAUDI ARABIA
214	230	203	252	259	4,244	SRI LANKA

TOTALS MAY NOT ADD DUE TO ROUNDING * LESS THAN $500

AS OF 30 SEP 02

INTERNATIONAL MILITARY EDUCATION AND TRAINING PROGRAM/DELIVERIES (CONTINUED)
INCLUDES MILITARY ASSISTANCE SERVICE FUNDED AND EMERGENCY DRAWDOWNS

(DOLLARS IN THOUSANDS)

	FY 1950 FY 1992	FY 1993	FY 1994	FY 1995	FY 1996	FY 1997
NEAR EAST AND SOUTH ASIA (CONTINUED)						
SYRIA	56	-	-	-	-	-
TUNISIA	22,070	1,215	500	800	816	837
YEMEN	12,173	-	-	-	50	52
EUROPE	663,652	8,892	6,757	7,897	13,253	15,180
ALBANIA	128	172	165	226	432	666
ARMENIA	-	-	-	-	-	-
AUSTRIA	1,847	-	10	15	15	-
AZERBAIJAN	-	-	-	-	-	-
BELARUS	-	97	100	94	279	273
BELGIUM	33,889	-	-	-	-	-
BOSNIA-HERZEGOVINA	-	-	-	-	259	500
BULGARIA	333	279	300	400	708	903
CROATIA	-	-	-	105	218	427
CZECH REPUBLIC	-	469	500	500	795	737
CZECHOSLOVAKIA	893	61	-	-	-	-
DENMARK	30,451	-	-	-	-	-
ESTONIA	61	88	152	180	386	572
FINLAND	744	-	10	15	14	-
FRANCE	107,987	-	-	-	-	-
GEORGIA	-	-	63	82	302	312
GERMANY	16,173	-	-	-	-	-
GREECE	59,402	243	100	48	54	28
HUNGARY	891	699	700	796	1,034	1,014
ICELAND	194	-	-	-	-	-
IRELAND	21	-	-	-	-	-
ITALY	46,566	-	-	-	-	-
KAZAKHSTAN	-	163	90	97	388	389
KYRGYZSTAN	-	-	50	60	231	257
LATVIA	46	113	195	197	388	535
LITHUANIA	72	148	150	196	498	523
LUXEMBOURG	550	-	-	-	-	-
MACEDONIA (FYROM)	-	-	-	125	249	319
MALTA	136	53	18	58	30	104
MOLDOVA	-	-	57	106	273	268
NETHERLANDS	39,100	-	-	-	-	-
NORWAY	31,652	-	-	-	-	-
POLAND	1,061	684	700	747	1,021	1,000
PORTUGAL	47,223	996	500	500	769	551
ROMANIA	-	309	312	460	758	922
RUSSIA	132	455	471	413	760	842
SLOVAKIA	-	128	296	253	471	621
SLOVENIA	-	82	113	150	253	400

TOTALS MAY NOT ADD DUE TO ROUNDING * LESS THAN $500

AS OF 30 SEP 02

INTERNATIONAL MILITARY EDUCATION AND TRAINING PROGRAM/DELIVERIES (CONTINUED)
INCLUDES MILITARY ASSISTANCE SERVICE FUNDED AND EMERGENCY DRAWDOWNS

(DOLLARS IN THOUSANDS)

FY 1998	FY 1999	FY 2000	FY 2001	FY 2002	FY 1950 FY 2002	
						NEAR EAST AND SOUTH ASIA (CONTINUED)
-	-	-	-	-	56	SYRIA
900	937	906	968	1,013	30,962	TUNISIA
142	122	125	198	488	13,350	YEMEN
18,713	18,450	19,438	22,552	26,817	821,601	EUROPE
613	650	646	1,200	866	5,764	ALBANIA
-	-	-	-	75	75	ARMENIA
-	-	-	-	-	1,887	AUSTRIA
-	-	-	-	377	377	AZERBAIJAN
61	-	-	-	-	904	BELARUS
-	-	-	-	-	33,889	BELGIUM
600	632	601	1,109	800	4,501	BOSNIA-HERZEGOVINA
950	974	1,000	1,599	1,211	8,657	BULGARIA
455	435	514	1,032	593	3,779	CROATIA
1,394	1,227	1,441	1,370	1,800	10,233	CZECH REPUBLIC
-	-	-	-	-	954	CZECHOSLOVAKIA
-	-	-	-	-	30,451	DENMARK
689	675	789	750	1,036	5,377	ESTONIA
-	-	-	-	-	783	FINLAND
-	-	-	-	-	107,987	FRANCE
416	394	409	481	889	3,348	GEORGIA
-	-	-	-	-	16,173	GERMANY
31	25	25	25	499	60,481	GREECE
1,347	1,500	1,398	1,394	1,789	12,562	HUNGARY
-	-	-	-	-	194	ICELAND
-	-	-	-	-	21	IRELAND
-	-	-	-	-	46,566	ITALY
587	540	567	583	893	4,297	KAZAKHSTAN
336	383	358	380	600	2,655	KYRGYZSTAN
751	729	749	815	1,047	5,566	LATVIA
664	727	750	797	1,019	5,543	LITHUANIA
-	-	-	-	-	550	LUXEMBOURG
457	448	504	741	579	3,422	MACEDONIA (FYROM)
91	109	100	136	295	1,130	MALTA
460	485	487	630	889	3,655	MOLDOVA
-	-	-	-	-	39,100	NETHERLANDS
-	-	-	-	-	31,652	NORWAY
1,318	1,600	1,670	1,318	1,891	13,010	POLAND
844	700	656	594	720	54,053	PORTUGAL
1,094	1,111	1,093	1,544	1,356	8,959	ROMANIA
732	228	717	156	-	4,907	RUSSIA
621	623	633	992	845	5,483	SLOVAKIA
654	650	579	1,022	827	4,730	SLOVENIA

TOTALS MAY NOT ADD DUE TO ROUNDING * LESS THAN $500

AS OF 30 SEP 02

INTERNATIONAL MILITARY EDUCATION AND TRAINING PROGRAM/DELIVERIES (CONTINUED)
INCLUDES MILITARY ASSISTANCE SERVICE FUNDED AND EMERGENCY DRAWDOWNS

(DOLLARS IN THOUSANDS)

	FY 1950 FY 1992	FY 1993	FY 1994	FY 1995	FY 1996	FY 1997
EUROPE (CONTINUED)						
SPAIN	67,399	240	49	52	49	-
TAJIKISTAN	-	-	-	-	-	-
TURKEY	149,923	3,032	1,006	1,102	1,095	1,454
TURKMENISTAN	-	-	50	118	213	262
UKRAINE	77	379	600	707	1,019	1,015
UNITED KINGDOM	21,624	-	-	-	-	-
UZBEKISTAN	-	-	-	95	293	286
YUGOSLAVIA	5,076	-	-	-	-	-
AFRICA	135,986	8,683	4,021	4,955	6,016	7,093
ANGOLA	-	-	-	-	-	174
BENIN	660	113	99	161	281	350
BOTSWANA	3,760	445	364	440	454	391
BURKINA FASO	960	-	-	-	-	-
BURUNDI	1,430	333	-	44	71	-
CAMEROON	2,537	328	100	-	83	104
CAPE VERDE	757	167	-	75	64	208
CENTRAL AFRICAN REP	1,425	215	-	186	110	158
CHAD	2,942	370	225	62	-	27
COMOROS	321	137	-	-	64	76
CONGO (BRAZZAVILLE)	491	142	109	150	162	147
CONGO (KINSHASA)	18,121	-	-	-	-	-
DJIBOUTI	1,308	206	106	125	150	94
EQUATORIAL GUINEA	815	-	-	-	-	-
ERITREA	-	-	82	200	261	413
ETHIOPIA	22,701	160	113	248	327	313
GABON	1,184	115	-	-	-	-
GAMBIA	654	98	100	-	-	-
GHANA	3,991	303	229	222	257	243
GUINEA	1,494	187	88	155	35	55
GUINEA-BISSAU	594	203	102	75	88	119
IVORY COAST	1,659	213	150	120	151	170
KENYA	15,471	652	288	283	297	304
LESOTHO	459	130	-	32	72	76
LIBERIA	9,401	-	-	-	-	-
MADAGASCAR	784	274	-	-	102	113
MALAWI	1,760	108	125	125	154	228
MALI	2,895	198	134	163	155	152
MAURITANIA	769	-	-	-	-	-
MAURITIUS	92	65	-	-	-	22
MOZAMBIQUE	272	176	-	138	203	204
NAMIBIA	406	300	220	126	190	188
NIGER	3,199	349	200	189	11	-

TOTALS MAY NOT ADD DUE TO ROUNDING * LESS THAN $500

AS OF 30 SEP 02

INTERNATIONAL MILITARY EDUCATION AND TRAINING PROGRAM/DELIVERIES (CONTINUED)
INCLUDES MILITARY ASSISTANCE SERVICE FUNDED AND EMERGENCY DRAWDOWNS

(DOLLARS IN THOUSANDS)

FY 1998	FY 1999	FY 2000	FY 2001	FY 2002	FY 1950 FY 2002	
						EUROPE (CONTINUED)
-	-	-	-	-	67,789	SPAIN
-	-	-	-	259	259	TAJIKISTAN
1,505	1,514	1,554	1,689	2,756	166,630	TURKEY
336	261	313	258	388	2,199	TURKMENISTAN
1,250	1,304	1,338	1,443	1,638	10,770	UKRAINE
-	-	-	-	-	21,624	UNITED KINGDOM
457	526	547	494	880	3,578	UZBEKISTAN
-	-	-	-	-	5,076	YUGOSLAVIA
7,989	8,463	7,543	8,533	10,331	209,613	AFRICA
-	-	-	-	-	174	ANGOLA
376	372	356	384	502	3,654	BENIN
540	562	479	663	692	8,790	BOTSWANA
-	-	-	-	-	960	BURKINA FASO
-	-	-	-	-	1,878	BURUNDI
142	184	189	223	193	4,084	CAMEROON
153	70	123	126	146	1,888	CAPE VERDE
150	81	103	116	128	2,672	CENTRAL AFRICAN REP
100	87	100	173	216	4,302	CHAD
101	14	-	-	-	713	COMOROS
-	-	-	86	140	1,428	CONGO (BRAZZAVILLE)
-	-	-	-	-	18,121	CONGO (KINSHASA)
103	123	163	132	163	2,673	DJIBOUTI
-	-	-	-	-	815	EQUATORIAL GUINEA
409	439	27	155	340	2,326	ERITREA
279	516	152	-	445	25,254	ETHIOPIA
-	-	47	131	157	1,634	GABON
-	-	-	-	48	899	GAMBIA
288	391	450	338	482	7,195	GHANA
70	167	179	254	266	2,950	GUINEA
64	-	22	55	69	1,391	GUINEA-BISSAU
211	189	22	-	-	2,886	IVORY COAST
443	462	422	443	486	19,551	KENYA
75	74	86	78	96	1,178	LESOTHO
-	-	-	-	-	9,401	LIBERIA
146	115	160	158	208	2,060	MADAGASCAR
284	332	345	388	385	4,234	MALAWI
275	374	270	355	342	5,313	MALI
-	-	-	83	130	982	MAURITANIA
63	95	79	86	92	594	MAURITIUS
178	184	178	200	153	1,886	MOZAMBIQUE
203	145	175	193	208	2,354	NAMIBIA
-	-	-	102	132	4,182	NIGER

TOTALS MAY NOT ADD DUE TO ROUNDING * LESS THAN $500

AS OF 30 SEP 02

INTERNATIONAL MILITARY EDUCATION AND TRAINING PROGRAM/DELIVERIES (CONTINUED)
INCLUDES MILITARY ASSISTANCE SERVICE FUNDED AND EMERGENCY DRAWDOWNS

(DOLLARS IN THOUSANDS)

	FY 1950 FY 1992	FY 1993	FY 1994	FY 1995	FY 1996	FY 1997
AFRICA (CONTINUED)						
NIGERIA	2,535	139	-	-	-	-
RWANDA	776	141	75	50	243	359
SAO TOME & PRINCIPE	498	175	-	29	75	72
SENEGAL	6,012	749	450	598	637	697
SEYCHELLES	268	128	-	10	31	50
SIERRA LEONE	907	284	-	52	134	3
SOMALIA	6,619	-	-	-	-	-
SOUTH AFRICA	-	-	104	297	466	656
SUDAN	10,131	-	-	-	-	-
SWAZILAND	685	147	-	57	50	85
TANZANIA	387	177	114	81	126	5
TOGO	751	-	-	-	-	25
UGANDA	1,002	198	128	138	189	342
ZAMBIA	135	151	75	92	99	172
ZIMBABWE	1,969	403	241	232	224	298
WESTERN HEMISPHERE	300,126	10,885	4,551	4,458	8,217	8,532
ANTIGUA & BARBUDA	244	16	6	3	95	93
ARGENTINA	13,923	300	102	109	588	603
BAHAMAS	460	75	11	13	116	107
BARBADOS	632	37	6	11	99	103
BELIZE	911	124	50	54	217	208
BOLIVIA	18,264	1,054	439	368	547	509
BRAZIL	16,836	250	96	100	200	222
CHILE	17,466	266	97	120	301	395
COLOMBIA	29,853	2,641	900	588	95	-
COSTA RICA	3,051	225	101	68	196	200
CUBA	2,023	-	-	-	-	-
DOMINICA	346	41	30	39	35	32
DOMINICAN REPUBLIC	18,603	786	308	213	507	622
ECUADOR	20,308	808	379	293	547	425
EL SALVADOR	31,996	300	400	404	535	455
GRENADA	708	49	43	39	61	49
GUATEMALA	10,696	153	36	-	-	205
GUYANA	152	100	5	97	220	178
HAITI	3,882	-	-	35	169	275
HONDURAS	21,501	1,358	524	325	500	425
JAMAICA	4,228	447	201	174	469	487
MEXICO	6,025	721	201	400	992	1,008
NICARAGUA	11,583	-	-	-	-	57
PANAMA	8,265	-	-	-	-	-
PARAGUAY	7,988	341	89	134	155	284
PERU	23,836	-	-	325	380	483

TOTALS MAY NOT ADD DUE TO ROUNDING * LESS THAN $500

AS OF 30 SEP 02

INTERNATIONAL MILITARY EDUCATION AND TRAINING PROGRAM/DELIVERIES (CONTINUED)
INCLUDES MILITARY ASSISTANCE SERVICE FUNDED AND EMERGENCY DRAWDOWNS

(DOLLARS IN THOUSANDS)

FY 1998	FY 1999	FY 2000	FY 2001	FY 2002	FY 1950 FY 2002	
						AFRICA (CONTINUED)
-	90	525	663	750	4,702	NIGERIA
473	314	164	-	-	2,596	RWANDA
74	86	45	101	112	1,267	SAO TOME & PRINCIPE
815	846	764	912	931	13,411	SENEGAL
79	103	72	60	40	841	SEYCHELLES
-	-	-	130	177	1,687	SIERRA LEONE
-	-	-	-	-	6,619	SOMALIA
804	1,022	904	1,200	1,471	6,924	SOUTH AFRICA
-	-	-	-	-	10,131	SUDAN
93	91	105	98	84	1,495	SWAZILAND
185	181	167	214	275	1,913	TANZANIA
-	-	-	52	83	911	TOGO
357	305	247	-	-	2,906	UGANDA
143	150	137	181	189	1,523	ZAMBIA
313	299	286	-	-	4,265	ZIMBABWE
9,693	9,857	9,890	10,842	12,821	389,871	WESTERN HEMISPHERE
123	109	113	96	144	1,042	ANTIGUA & BARBUDA
607	613	740	846	1,025	19,456	ARGENTINA
110	127	112	110	144	1,385	BAHAMAS
60	57	71	86	113	1,275	BARBADOS
258	175	161	223	212	2,593	BELIZE
570	533	548	665	712	24,209	BOLIVIA
220	206	223	241	437	19,031	BRAZIL
453	478	499	550	570	21,195	CHILE
885	917	900	1,040	1,180	38,999	COLOMBIA
241	240	280	297	389	5,289	COSTA RICA
-	-	-	-	-	2,023	CUBA
40	50	58	52	71	794	DOMINICA
556	493	487	513	527	23,615	DOMINICAN REPUBLIC
534	569	518	550	625	25,555	ECUADOR
512	491	523	653	814	37,084	EL SALVADOR
58	59	47	44	82	1,239	GRENADA
223	253	228	291	350	12,435	GUATEMALA
181	216	168	192	294	1,804	GUYANA
290	160	222	-	14	5,047	HAITI
500	560	548	546	655	27,442	HONDURAS
504	472	461	465	586	8,494	JAMAICA
921	918	865	1,000	944	13,994	MEXICO
74	200	194	222	372	12,702	NICARAGUA
-	87	117	131	178	8,778	PANAMA
216	215	210	238	360	10,230	PARAGUAY
462	478	455	509	518	27,446	PERU

TOTALS MAY NOT ADD DUE TO ROUNDING * LESS THAN $500

AS OF 30 SEP 02

INTERNATIONAL MILITARY EDUCATION AND TRAINING PROGRAM/DELIVERIES (CONTINUED)
INCLUDES MILITARY ASSISTANCE SERVICE FUNDED AND EMERGENCY DRAWDOWNS

(DOLLARS IN THOUSANDS)

	FY 1950 FY 1992	FY 1993	FY 1994	FY 1995	FY 1996	FY 1997
WESTERN HEMISPHERE (CONTINUED)						
ST KITTS AND NEVIS	497	60	44	39	75	56
ST LUCIA	417	49	59	46	68	43
ST VINCENT + GREN.	549	73	52	40	74	44
SURINAME	128	-	-	28	85	149
TRINIDAD + TOBAGO	362	49	10	-	83	95
URUGUAY	8,659	337	167	143	380	332
VENEZUELA	15,732	226	195	250	428	388
INTERNATL. ORG. AND VARIOUS	278	-	-	-	-	-
GEN. AND REG. COSTS	249,912	1,670	888	709	900	1,198

A/ DURING THE PERIOD FY 66-75, GRANT AID FUNDING IN SUPPORT OF ACTIVITIES IN SOUTHEAST ASIA WAS A PART OF THE REGULAR DOD APPROPRIATION AND WAS IDENTIFIED FOR PROGRAMMING PURPOSES AS MILITARY ASSISTANCE SERVICE FUNDED (MASF) PROGRAMS. THE FUNDS WERE USED FOR PROVIDING MILITARY EQUIPMENT AND RELATED SERVICES AND TRAINING TO THOSE COUNTRIES ENGAGED IN THE HOSTILITIES IN SOUTHEAST ASIA, I.E., KOREA, LAOS, PHILIPPINES, THAILAND, AND VIETNAM.

NOTE: SECURITY ASSISTANCE TRAINING IS CONSIDERED FULLY DELIVERED WHEN FUNDED.

TOTALS MAY NOT ADD DUE TO ROUNDING * LESS THAN $500

AS OF 30 SEP 02

INTERNATIONAL MILITARY EDUCATION AND TRAINING PROGRAM/DELIVERIES (CONTINUED)
INCLUDES MILITARY ASSISTANCE SERVICE FUNDED AND EMERGENCY DRAWDOWNS

(DOLLARS IN THOUSANDS)

FY 1998	FY 1999	FY 2000	FY 2001	FY 2002	FY 1950 FY 2002	
						WESTERN HEMISPHERE (CONTINUED)
65	63	67	66	92	1,124	ST KITTS AND NEVIS
44	57	79	36	81	979	ST LUCIA
50	49	52	68	89	1,139	ST VINCENT + GREN.
82	100	102	107	147	928	SURINAME
133	148	132	122	132	1,267	TRINIDAD + TOBAGO
321	364	326	398	464	11,891	URUGUAY
400	400	384	485	500	19,388	VENEZUELA
-	-	-	-	-	278	INTERNATL. ORG. AND VARIOUS
1,260	950	756	2,798	2,995	264,036	GEN. AND REG. COSTS

TOTALS MAY NOT ADD DUE TO ROUNDING * LESS THAN $500

AS OF 30 SEP 02

SUMMARY OF STUDENTS TRAINED UNDER INTERNATIONAL MILITARY EDUCATION AND TRAINING PROGRAM
INCLUDES MILITARY ASSISTANCE SERVICE FUNDED AND EMERGENCY DRAWDOWNS

	FY 1950 FY 1992	FY 1993	FY 1994	FY 1995	FY 1996	FY 1997
WORLDWIDE	594,803	6,500	2,624	2,659	3,470	3,450
EAST ASIA AND PACIFIC	297,064	863	215	360	498	363
CAMBODIA	67,482	-	5	9	49	15
FIJI	112	-	-	-	-	-
INDOCHINA	434	-	-	-	-	-
INDONESIA	8,055	-	-	-	17	7
JAPAN	15,721	-	-	-	-	-
KOREA (SEOUL) A/	38,384	125	7	7	4	-
LAOS A/	44,500	-	-	-	-	-
MALAYSIA	2,166	-	25	47	84	58
MONGOLIA	8	7	1	7	3	10
MYANMAR	1,227	-	-	-	-	-
PAPUA NEW GUINEA	145	13	3	14	17	4
REP OF PHILIPPINES A/	23,050	405	94	120	114	118
SINGAPORE	254	8	2	3	4	-
SOLOMON ISLANDS	47	3	1	9	10	6
TAIWAN	25,597	-	-	-	-	-
THAILAND A/	21,851	288	73	121	171	120
TONGA	96	10	1	8	8	10
VANUATU	-	3	1	8	10	3
VIETNAM A/	47,935	-	-	-	-	-
WESTERN SAMOA	-	1	2	7	7	12
NEAR EAST AND SOUTH ASIA	44,194	863	340	444	486	575
AFGHANISTAN	487	-	-	-	-	-
ALGERIA	158	16	5	7	7	5
BAHRAIN	35	35	9	20	19	21
BANGLADESH	733	59	14	12	25	23
EGYPT	2,989	233	52	74	63	72
INDIA	957	41	8	10	21	18
IRAN	11,049	-	-	-	-	-
IRAQ	410	-	-	-	-	-
ISRAEL	80	-	-	-	-	-
JORDAN	7,224	78	71	82	107	171
LEBANON	2,433	51	59	67	74	100
LIBYA	567	-	-	-	-	-
MALDIVES	70	10	-	5	8	8
MOROCCO	4,285	123	34	36	41	34
NEPAL	249	19	9	7	10	15
OMAN	225	24	9	20	22	17
PAKISTAN	6,242	-	-	-	-	-
SAUDI ARABIA	1,434	-	-	-	-	-
SRI LANKA	404	29	10	10	14	16
SYRIA	20	-	-	-	-	-

AS OF 30 SEP 02

SUMMARY OF STUDENTS TRAINED UNDER INTERNATIONAL MILITARY EDUCATION AND TRAINING PROGRAM
INCLUDES MILITARY ASSISTANCE SERVICE FUNDED AND EMERGENCY DRAWDOWNS

FY 1998	FY 1999	FY 2000	FY 2001	FY 2002	FY 1950 FY 2002	
8,069	9,000	8,217	8,390	10,400	657,582	WORLDWIDE
871	930	648	664	718	303,194	EAST ASIA AND PACIFIC
-	-	-	-	-	67,560	CAMBODIA
-	1	22	-	-	135	FIJI
-	-	-	-	-	434	INDOCHINA
14	79	-	-	30	8,202	INDONESIA
-	-	-	-	-	15,721	JAPAN
-	-	-	-	-	38,527	KOREA (SEOUL) A/
-	-	-	-	-	44,500	LAOS A/
57	152	126	66	48	2,829	MALAYSIA
194	99	130	148	204	811	MONGOLIA
-	-	-	-	-	1,227	MYANMAR
38	86	96	80	36	532	PAPUA NEW GUINEA
149	214	90	129	145	24,628	REP OF PHILIPPINES A/
-	-	-	-	-	271	SINGAPORE
72	29	19	34	29	259	SOLOMON ISLANDS
-	-	-	-	-	25,597	TAIWAN
215	181	94	152	178	23,444	THAILAND A/
35	28	1	4	16	217	TONGA
2	39	2	27	17	112	VANUATU
-	-	-	-	-	47,935	VIETNAM A/
95	22	68	24	15	253	WESTERN SAMOA
737	812	735	634	974	50,794	NEAR EAST AND SOUTH ASIA
-	-	-	-	-	487	AFGHANISTAN
8	12	9	9	2	238	ALGERIA
30	34	28	21	37	289	BAHRAIN
26	78	31	36	50	1,087	BANGLADESH
73	82	62	64	59	3,823	EGYPT
13	6	18	24	78	1,194	INDIA
-	-	-	-	-	11,049	IRAN
-	-	-	-	-	410	IRAQ
-	-	-	-	-	80	ISRAEL
163	196	163	150	174	8,579	JORDAN
139	163	129	99	159	3,473	LEBANON
-	-	-	-	-	567	LIBYA
8	6	6	7	18	146	MALDIVES
77	50	46	81	50	4,857	MOROCCO
15	13	43	12	72	464	NEPAL
21	40	102	25	60	565	OMAN
-	-	-	-	39	6,281	PAKISTAN
-	-	-	-	2	1,436	SAUDI ARABIA
66	9	10	53	68	689	SRI LANKA
-	-	-	-	-	20	SYRIA

AS OF 30 SEP 02

SUMMARY OF STUDENTS TRAINED UNDER INTERNATIONAL MILITARY EDUCATION AND TRAINING PROGRAM (CONTINUED)
INCLUDES MILITARY ASSISTANCE SERVICE FUNDED AND EMERGENCY DRAWDOWNS

	FY 1950 FY 1992	FY 1993	FY 1994	FY 1995	FY 1996	FY 1997
NEAR EAST AND SOUTH ASIA (CONTINUED)						
TUNISIA	3,306	145	60	94	74	72
YEMEN	837	-	-	-	1	3
EUROPE	112,954	938	431	524	724	746
ALBANIA	7	4	12	13	22	27
ARMENIA	-	-	-	-	-	-
AUSTRIA	569	-	7	4	5	-
AZERBAIJAN	-	-	-	-	-	-
BELARUS	-	5	4	8	7	6
BELGIUM	5,118	-	-	-	-	-
BOSNIA-HERZEGOVINA	-	-	-	-	9	14
BULGARIA	24	24	23	16	28	38
CROATIA	-	-	-	14	18	40
CZECH REPUBLIC	-	43	25	32	44	37
CZECHOSLOVAKIA	62	11	-	-	-	-
DENMARK	4,657	-	-	-	-	-
ESTONIA	3	15	18	9	13	26
FINLAND	178	-	2	2	3	-
FRANCE	14,402	-	-	-	-	-
GEORGIA	-	-	3	4	14	11
GERMANY	1,535	-	-	-	-	-
GREECE	17,354	122	28	6	7	2
HUNGARY	67	51	44	35	58	49
ICELAND	98	-	-	-	-	-
IRELAND	8	-	-	-	-	-
ITALY	9,622	-	-	-	-	-
KAZAKHSTAN	-	14	2	3	14	14
KYRGYZSTAN	-	-	1	2	10	8
LATVIA	3	12	19	15	11	29
LITHUANIA	3	12	12	11	19	27
LUXEMBOURG	168	-	-	-	-	-
MACEDONIA (FYROM)	-	-	-	8	12	13
MALTA	44	13	7	5	5	10
MOLDOVA	-	-	1	5	13	12
NETHERLANDS	6,506	-	-	-	-	-
NORWAY	5,506	-	-	-	-	-
POLAND	63	61	29	39	51	57
PORTUGAL	5,026	73	41	60	47	30
ROMANIA	-	24	13	24	42	44
RUSSIA	8	35	26	25	45	48
SLOVAKIA	-	12	14	14	25	31
SLOVENIA	-	5	9	10	21	30
SPAIN	13,687	69	5	4	5	-

SUMMARY OF STUDENTS TRAINED UNDER INTERNATIONAL MILITARY EDUCATION AND TRAINING PROGRAM (CONTINUED)
INCLUDES MILITARY ASSISTANCE SERVICE FUNDED AND EMERGENCY DRAWDOWNS

FY 1998	FY 1999	FY 2000	FY 2001	FY 2002	FY 1950 FY 2002	
						NEAR EAST AND SOUTH ASIA (CONTINUED)
89	118	82	44	91	4,175	TUNISIA
9	5	6	9	15	885	YEMEN
2,939	2,678	2,619	2,904	3,368	130,825	EUROPE
84	126	109	128	59	591	ALBANIA
-	-	-	-	5	5	ARMENIA
-	-	-	-	-	585	AUSTRIA
-	-	-	-	29	29	AZERBAIJAN
2	-	-	-	-	32	BELARUS
-	-	-	-	-	5,118	BELGIUM
118	106	55	54	65	421	BOSNIA-HERZEGOVINA
36	118	90	53	197	647	BULGARIA
172	165	136	194	135	874	CROATIA
123	178	128	232	330	1,172	CZECH REPUBLIC
-	-	-	-	-	73	CZECHOSLOVAKIA
-	-	-	-	-	4,657	DENMARK
75	48	42	46	108	403	ESTONIA
-	-	-	-	-	185	FINLAND
-	-	-	-	-	14,402	FRANCE
108	57	84	158	119	558	GEORGIA
-	-	-	-	-	1,535	GERMANY
2	2	1	1	77	17,602	GREECE
321	197	143	103	132	1,200	HUNGARY
-	-	-	-	-	98	ICELAND
-	-	-	-	-	8	IRELAND
-	-	-	-	-	9,622	ITALY
16	11	18	12	57	161	KAZAKHSTAN
92	13	9	11	16	162	KYRGYZSTAN
51	74	157	179	142	692	LATVIA
97	65	28	33	171	478	LITHUANIA
-	-	-	-	-	168	LUXEMBOURG
93	71	157	32	23	409	MACEDONIA (FYROM)
38	8	8	37	82	257	MALTA
106	46	62	31	96	372	MOLDOVA
-	-	-	-	-	6,506	NETHERLANDS
-	-	-	-	-	5,506	NORWAY
158	248	182	64	76	1,028	POLAND
122	126	12	80	103	5,720	PORTUGAL
235	281	113	284	201	1,261	ROMANIA
251	11	248	84	-	781	RUSSIA
197	105	100	99	40	637	SLOVAKIA
52	75	183	205	484	1,074	SLOVENIA
-	-	-	-	-	13,770	SPAIN

AS OF 30 SEP 02

SUMMARY OF STUDENTS TRAINED UNDER INTERNATIONAL MILITARY EDUCATION AND TRAINING PROGRAM (CONTINUED)
INCLUDES MILITARY ASSISTANCE SERVICE FUNDED AND EMERGENCY DRAWDOWNS

	FY 1950 FY 1992	FY 1993	FY 1994	FY 1995	FY 1996	FY 1997
EUROPE (CONTINUED)						
TAJIKISTAN	-	-	-	-	-	-
TURKEY	23,338	305	64	109	121	84
TURKMENISTAN	-	-	1	3	9	10
UKRAINE	6	28	21	39	36	41
UNITED KINGDOM	3,970	-	-	-	-	-
UZBEKISTAN	-	-	-	5	10	8
YUGOSLAVIA	922	-	-	-	-	-
AFRICA	16,807	954	256	281	372	381
ANGOLA	-	-	-	-	-	5
BENIN	72	12	6	5	14	19
BOTSWANA	575	72	23	26	36	30
BURKINA FASO	98	-	-	-	-	-
BURUNDI	136	31	-	5	3	-
CAMEROON	248	29	8	-	5	6
CAPE VERDE	63	10	-	2	2	7
CENTRAL AFRICAN REP	129	18	-	10	5	5
CHAD	220	42	12	3	-	6
COMOROS	36	12	-	-	2	2
CONGO (BRAZZAVILLE)	44	15	4	6	7	6
CONGO (KINSHASA)	1,587	-	-	-	-	-
DJIBOUTI	122	17	6	8	7	5
EQUATORIAL GUINEA	59	-	-	-	-	-
ERITREA	-	-	3	19	18	20
ETHIOPIA	3,918	12	5	25	33	10
GABON	96	6	-	-	-	-
GAMBIA	85	13	7	-	-	-
GHANA	817	38	14	16	16	18
GUINEA	134	16	4	6	1	2
GUINEA-BISSAU	50	18	5	5	3	6
IVORY COAST	219	21	6	7	7	9
KENYA	1,873	80	21	18	24	19
LESOTHO	54	22	-	3	9	10
LIBERIA	1,235	-	-	-	-	-
MADAGASCAR	74	26	-	-	4	5
MALAWI	246	15	11	7	10	18
MALI	277	18	6	6	9	7
MAURITANIA	64	-	-	-	-	-
MAURITIUS	10	9	-	-	-	5
MOZAMBIQUE	17	12	-	5	8	6
NAMIBIA	49	40	14	9	13	11
NIGER	271	28	9	10	2	-
NIGERIA	748	19	-	-	-	-

SUMMARY OF STUDENTS TRAINED UNDER INTERNATIONAL MILITARY EDUCATION AND TRAINING PROGRAM (CONTINUED)
INCLUDES MILITARY ASSISTANCE SERVICE FUNDED AND EMERGENCY DRAWDOWNS

FY 1998	FY 1999	FY 2000	FY 2001	FY 2002	FY 1950 FY 2002	
						EUROPE (CONTINUED)
-	-	-	-	32	32	TAJIKISTAN
194	180	204	235	242	25,076	TURKEY
11	6	6	5	9	60	TURKMENISTAN
105	347	311	543	263	1,740	UKRAINE
-	-	-	-	-	3,970	UNITED KINGDOM
80	14	33	1	75	226	UZBEKISTAN
-	-	-	-	-	922	YUGOSLAVIA
1,135	1,809	1,531	1,610	2,292	27,428	AFRICA
-	-	-	-	-	5	ANGOLA
32	80	64	56	50	410	BENIN
35	56	57	103	138	1,151	BOTSWANA
-	-	-	-	-	98	BURKINA FASO
-	-	-	-	-	175	BURUNDI
14	38	12	10	9	379	CAMEROON
6	2	5	5	6	108	CAPE VERDE
5	2	2	4	5	185	CENTRAL AFRICAN REP
5	53	7	10	9	367	CHAD
5	1	-	-	-	58	COMOROS
-	-	-	2	3	87	CONGO (BRAZZAVILLE)
-	-	-	-	-	1,587	CONGO (KINSHASA)
4	6	3	4	7	189	DJIBOUTI
-	-	-	-	-	59	EQUATORIAL GUINEA
18	10	-	7	66	161	ERITREA
21	7	2	-	10	4,043	ETHIOPIA
-	-	4	1	8	115	GABON
-	-	-	-	4	109	GAMBIA
57	29	58	49	51	1,163	GHANA
3	8	73	88	161	496	GUINEA
3	-	1	2	2	95	GUINEA-BISSAU
56	56	1	-	-	382	IVORY COAST
71	132	107	52	158	2,555	KENYA
9	77	68	64	50	366	LESOTHO
-	-	-	-	-	1,235	LIBERIA
29	83	26	7	71	325	MADAGASCAR
24	105	128	66	68	698	MALAWI
71	59	68	52	10	583	MALI
-	-	-	-	96	160	MAURITANIA
5	4	24	45	45	147	MAURITIUS
63	59	66	10	82	328	MOZAMBIQUE
10	8	10	14	17	195	NAMIBIA
-	-	-	9	111	440	NIGER
-	7	115	23	204	1,116	NIGERIA

AS OF 30 SEP 02

SUMMARY OF STUDENTS TRAINED UNDER INTERNATIONAL MILITARY EDUCATION AND TRAINING PROGRAM (CONTINUED)
INCLUDES MILITARY ASSISTANCE SERVICE FUNDED AND EMERGENCY DRAWDOWNS

	FY 1950 FY 1992	FY 1993	FY 1994	FY 1995	FY 1996	FY 1997
AFRICA (CONTINUED)						
RWANDA	63	14	1	2	5	14
SAO TOME & PRINCIPE	41	10	-	1	2	2
SENEGAL	492	62	21	31	29	30
SEYCHELLES	36	10	-	1	2	3
SIERRA LEONE	129	43	-	5	11	-
SOMALIA	541	-	-	-	-	-
SOUTH AFRICA	-	-	4	15	35	38
SUDAN	1,130	-	-	-	-	-
SWAZILAND	113	24	-	3	5	6
TANZANIA	61	26	8	5	6	-
TOGO	67	-	-	-	-	5
UGANDA	133	31	12	10	17	24
ZAMBIA	18	28	4	7	8	10
ZIMBABWE	357	55	42	-	14	12
WESTERN HEMISPHERE	123,722	2,880	1,382	1,048	1,389	1,385
ANTIGUA & BARBUDA	110	5	1	1	11	13
ARGENTINA	4,379	74	36	12	65	72
BAHAMAS	275	43	6	9	18	12
BARBADOS	234	2	1	3	12	9
BELIZE	383	32	6	6	31	29
BOLIVIA	5,842	167	66	41	74	68
BRAZIL	8,851	37	17	19	38	41
CHILE	7,260	172	160	172	174	167
COLOMBIA	19,654	1,000	545	274	28	-
COSTA RICA	1,651	82	27	18	45	52
CUBA	523	-	-	-	-	-
DOMINICA	145	14	4	6	6	5
DOMINICAN REPUBLIC	6,368	157	50	20	70	70
ECUADOR	9,107	141	111	64	135	109
EL SALVADOR	6,839	54	65	24	68	27
GRENADA	239	20	9	6	9	7
GUATEMALA	4,354	42	5	-	-	29
GUYANA	76	24	3	17	26	22
HAITI	956	-	-	5	9	19
HONDURAS	8,063	286	113	108	105	112
JAMAICA	1,213	135	11	9	54	66
MEXICO	2,215	157	45	58	221	192
NICARAGUA	5,740	-	-	-	-	4
PANAMA	6,766	-	-	-	-	-
PARAGUAY	2,331	51	10	15	10	27
PERU	9,690	-	-	59	26	53
ST KITTS AND NEVIS	193	20	5	6	11	10

AS OF 30 SEP 02

SUMMARY OF STUDENTS TRAINED UNDER INTERNATIONAL MILITARY EDUCATION AND TRAINING PROGRAM (CONTINUED)
INCLUDES MILITARY ASSISTANCE SERVICE FUNDED AND EMERGENCY DRAWDOWNS

FY 1998	FY 1999	FY 2000	FY 2001	FY 2002	FY 1950 FY 2002	
						AFRICA (CONTINUED)
54	52	8	-	-	213	RWANDA
2	2	2	2	31	95	SAO TOME & PRINCIPE
108	171	69	46	31	1,090	SENEGAL
9	28	1	1	16	107	SEYCHELLES
-	-	-	7	78	273	SIERRA LEONE
-	-	-	-	-	541	SOMALIA
204	551	447	792	582	2,668	SOUTH AFRICA
-	-	-	-	-	1,130	SUDAN
7	6	17	42	10	233	SWAZILAND
45	8	8	11	18	196	TANZANIA
-	-	-	11	71	154	TOGO
40	20	18	-	-	305	UGANDA
69	51	42	15	14	266	ZAMBIA
51	38	18	-	-	587	ZIMBABWE
2,387	2,771	2,684	2,578	3,065	145,291	WESTERN HEMISPHERE
16	16	12	10	14	209	ANTIGUA & BARBUDA
211	197	191	210	264	5,711	ARGENTINA
16	17	10	12	24	442	BAHAMAS
6	6	9	6	10	298	BARBADOS
32	33	20	18	64	654	BELIZE
66	76	88	73	92	6,653	BOLIVIA
19	30	22	26	80	9,180	BRAZIL
187	174	201	348	175	9,190	CHILE
261	611	763	513	588	24,237	COLOMBIA
101	53	69	51	66	2,215	COSTA RICA
-	-	-	-	-	523	CUBA
7	6	7	4	8	212	DOMINICA
47	47	36	58	87	7,010	DOMINICAN REPUBLIC
141	162	94	107	101	10,272	ECUADOR
241	181	143	243	354	8,239	EL SALVADOR
10	6	6	5	9	326	GRENADA
83	103	19	33	78	4,746	GUATEMALA
17	20	16	15	18	254	GUYANA
107	2	39	-	4	1,141	HAITI
197	221	208	111	208	9,732	HONDURAS
87	57	118	70	229	2,049	JAMAICA
165	194	95	116	91	3,549	MEXICO
26	55	135	76	61	6,097	NICARAGUA
-	2	12	17	23	6,820	PANAMA
22	57	42	38	48	2,651	PARAGUAY
99	44	55	60	85	10,171	PERU
8	26	9	9	8	305	ST KITTS AND NEVIS

AS OF 30 SEP 02

SUMMARY OF STUDENTS TRAINED UNDER INTERNATIONAL MILITARY EDUCATION AND TRAINING PROGRAM (CONTINUED)
INCLUDES MILITARY ASSISTANCE SERVICE FUNDED AND EMERGENCY DRAWDOWNS

	FY 1950 FY 1992	FY 1993	FY 1994	FY 1995	FY 1996	FY 1997
WESTERN HEMISPHERE (CONTINUED)						
ST LUCIA	184	17	12	8	9	5
ST VINCENT + GREN.	208	28	5	8	10	6
SURINAME	31	-	-	2	17	10
TRINIDAD + TOBAGO	131	3	3	-	8	12
URUGUAY	3,233	61	26	15	30	65
VENEZUELA	6,478	56	40	63	69	72
INTERNATL. ORG. AND VARIOUS	13	-	-	-	-	-
GEN. AND REG. COSTS	49	2	-	2	1	-

NOTE: THE NUMBER OF STUDENTS TRAINED UNDER THE IMET PROGRAM CONTAINED IN THIS DOCUMENT WILL NOT AGREE WITH THE NUMBERS OF STUDENTS TRAINED AS POTRAYED IN THE CONGRESSIONAL PRESENTATION FOR FOREIGN OPERATIONS BECAUSE THE CONGRESSIONAL PRESENTATION DATA CONTAINS THE TOTAL NUMBER OF STUDENTS TRAINED BY EACH MOBILE TRAINING TEAM (MTT); WHEREAS, THE DATA IN THIS DOCUMENT COUNTS ONLY THE MTT ITSELF AND NOT THE TOTAL NUMBER OF STUDENTS TRAINED BY EACH MTT.

A/ DURING THE PERIOD FY 66-75, GRANT AID FUNDING IN SUPPORT OF ACTIVITIES IN SOUTHEAST ASIA WAS A PART OF THE REGULAR DOD APPROPRIATION AND WAS IDENTIFIED FOR PROGRAMMING PURPOSES AS MILITARY ASSISTANCE SERVICE FUNDED (MASF) PROGRAMS. THE FUNDS WERE USED FOR PROVIDING MILITARY EQUIPMENT AND RELATED SERVICES AND TRAINING TO THOSE COUNTRIES ENGAGED IN THE HOSTILITIES IN SOUTHEAST ASIA, I.E., KOREA, LAOS, PHILIPPINES, THAILAND, AND VIETNAM.

SUMMARY OF STUDENTS TRAINED UNDER INTERNATIONAL MILITARY EDUCATION AND TRAINING PROGRAM (CONTINUED)
INCLUDES MILITARY ASSISTANCE SERVICE FUNDED AND EMERGENCY DRAWDOWNS

FY 1998	FY 1999	FY 2000	FY 2001	FY 2002	FY 1950 FY 2002	
						WESTERN HEMISPHERE (CONTINUED)
8	6	9	3	9	270	ST LUCIA
7	8	5	6	12	303	ST VINCENT + GREN.
18	86	72	86	14	336	SURINAME
18	15	12	8	9	219	TRINIDAD + TOBAGO
72	78	74	127	171	3,952	URUGUAY
92	182	93	119	61	7,325	VENEZUELA
-	-	-	-	-	13	INTERNATL. ORG. AND VARIOUS
-	-	-	-	-	54	GEN. AND REG. COSTS

AS OF 30 SEP 02

FOREIGN MILITARY SALES, FOREIGN MILITARY CONSTRUCTION SALES AND MILITARY ASSISTANCE FACTS

AS OF SEPTEMBER 30, 2003

NOTE: THIS PUBLICATION IS AVAILABLE ON THE DSCA WEB SITE AT WWW.DSCA.OSD.MIL AND CAN BE DOWNLOADED IN HARD COPY FORMAT.

PUBLISHED BY
DEPUTY FOR OPERATIONS AND ADMINISTRATION
BUSINESS OPERATIONS/COMPTROLLER, DSCA

TABLE OF CONTENTS

NARRATIVE DESCRIPTION OF STATISTICAL TABLES iv
GRAPH - FOREIGN MILITARY SALES AGREEMENTS (DEFENSE ARTICLES & SERVICES AND CONSTRUCTION 1
*FOREIGN MILITARY SALES AGREEMENTS 2
*FOREIGN MILITARY CONSTRUCTION SALES AGREEMENTS. 12
GRAPH - FOREIGN MILITARY SALES DELIVERIES (DEFENSE ARTICLES & SERVICES AND CONSTRUCTION 17
*FOREIGN MILITARY SALES DELIVERIES 18
*FOREIGN MILITARY CONSTRUCTION SALES DELIVERIES. 28
GRAPH - FOREIGN MILITARY FINANCING PROGRAM 33
FOREIGN MILITARY FINANCING PROGRAM 34
COMMERCIAL EXPORTS LICENSED UNDER ARMS EXPORT CONTROL ACT 64
MILITARY ASSISTANCE PROGRAM MERGER FUNDS. 76
GRAPH - MILITARY ASSISTANCE PROGRAM 81
MILITARY ASSISTANCE PROGRAM 82
GRAPH - MILITARY ASSISTANCE PROGRAM DELIVERIES/EXPENDITURES 91
MILITARY ASSISTANCE PROGRAM DELIVERIES/EXPENDITURES 92
MAP EXCESS DEFENSE ARTICLES PROGRAM - ACQUISITION COST. 98
MAP EXCESS DEFENSE ARTICLES DELIVERED - ACQUISITION COST. 102
GRAPH - IMET PROGRAM/DELIVERIES 107
INTERNATIONAL MILITARY EDUCATION AND TRAINING PROGRAM/DELIVERIES. 108
SUMMARY OF STUDENTS TRAINED UNDER IMET. 118

*The data in this publication regarding Foreign Military Sales Agreements and Deliveries portrays only sales and deliveries of defense articles and defense services. In accordance with Section 29 of the Arms Export Control Act, Foreign Military Construction Sales Agreements and Deliveries are shown separately in tables on pages 12 and 28 of this publication.

NARRATIVE DESCRIPTION OF STATISTICAL TABLES

1. **FOREIGN MILITARY SALES (FMS) AGREEMENTS** - Total dollar value of defense articles and defense services purchased with cash, credit, and MAP Merger Funds by a foreign government or international organization in any fiscal year. Also see Item 7, Military Assistance Program Merger Funds.

2. **FOREIGN MILITARY SALES (FMS) DELIVERIES** - Total dollar value of defense articles and defense services delivered to a foreign government or international organization in any fiscal year. After implementing an FMS agreement, the responsible military department directs release of materiel from stocks or procurement or provision of services or training. As execution progresses, the military department reports accrued expenditures and physical deliveries within 30 days of date of shipment or performance.

3. **FOREIGN MILITARY CONSTRUCTION SALES (FMCS) AGREEMENTS** - Total dollar value of design and construction services purchased by a foreign government in any fiscal year.

4. **FOREIGN MILITARY CONSTRUCTION SALES (FMCS) DELIVERIES** - Total dollar value of disbursements against design and construction services provided to a foreign government in any fiscal year. Also see Item 2, Foreign Military Sales Deliveries.

5. **FOREIGN MILITARY FINANCING (FMF) PROGRAM** - The amount of credit extended to a foreign government or international organization in any fiscal year for the procurement of defense articles, defense services, and design and construction services. Such procurements may be from U.S. military departments under FMS/FMCS, or may be negotiated directly with U.S. commercial suppliers following the approval of DoD. FMF credits are issued in the form of DoD direct loans which require repayment, or DoD direct loans for which repayment has been waived by the Congress. Annual foreign military financing programs may be applied to FMS/FMCS or commercial procurement contracts negotiated in prior, current or subsequent years within the parameters of the applicable purchase and loan financing agreements.

6. **COMMERCIAL EXPORTS** - The total dollar value of deliveries made against purchases of munitions-controlled items by foreign governments directly from U.S. manufacturers. The data are compiled by the Office of Defense Trade Controls (DTC), Department of

State, from shippers' export documents and completed licenses returned to DTC from ports of exit by the U.S. Customs Service.

7. **MILITARY ASSISTANCE PROGRAM (MAP) MERGER FUNDS** - Approved funds which are transferred to the FMS Trust Fund and merged with countries' FMS funds. MAP "merger" funds are non-repayable, and may be used solely to meet obligations of the recipient countries for payment of FMS/FMCS purchases; they are not available to finance procurements from U.S. commercial suppliers.

8. **MILITARY ASSISTANCE PROGRAM (MAP)** - The dollar amount of materiel and services (other than training) programmed for a particular foreign country in any fiscal year for which the U.S. Government receives no dollar reimbursement.

9. **MILITARY ASSISTANCE PROGRAM (MAP) DELIVERIES/EXPENDITURES** - The dollar amount of materiel and services (other than training) delivered or expended against amounts programmed in the current fiscal year or prior fiscal years.

10. **EXCESS DEFENSE ARTICLES PROGRAM - ACQUISITION COST** - Total dollar value of excess defense articles transferred to a foreign country or international organization at the original acquisition cost. Excess defense articles are defined as being owned by the U.S. Government and not procured in anticipation of military assistance or sales requirements, or pursuant to a military assistance or sales order, which are excess to Department of Defense requirements at the time such articles are dropped from inventory by the supplying agency.

11. **EXCESS DEFENSE ARTICLES DELIVERED - ACQUISITION COST** - Total dollar value of excess defense articles delivered to a recipient country in any fiscal year at original acquisition cost.

12. **INTERNATIONAL MILITARY EDUCATION & TRAINING (IMET) PROGRAM/DELIVERIES** - The dollar value allocated in any fiscal year for the training of foreign military students both overseas and in the continental United States, and the cost of training aids and materials associated with such training, for which the U.S. Government receives no dollar reimbursement. This program is considered fully delivered when funded.

PAGE INTENTIONALLY LEFT BLANK

FOREIGN MILITARY SALES AGREEMENTS
INCLUDES CONSTRUCTION
(Dollars in Billions)

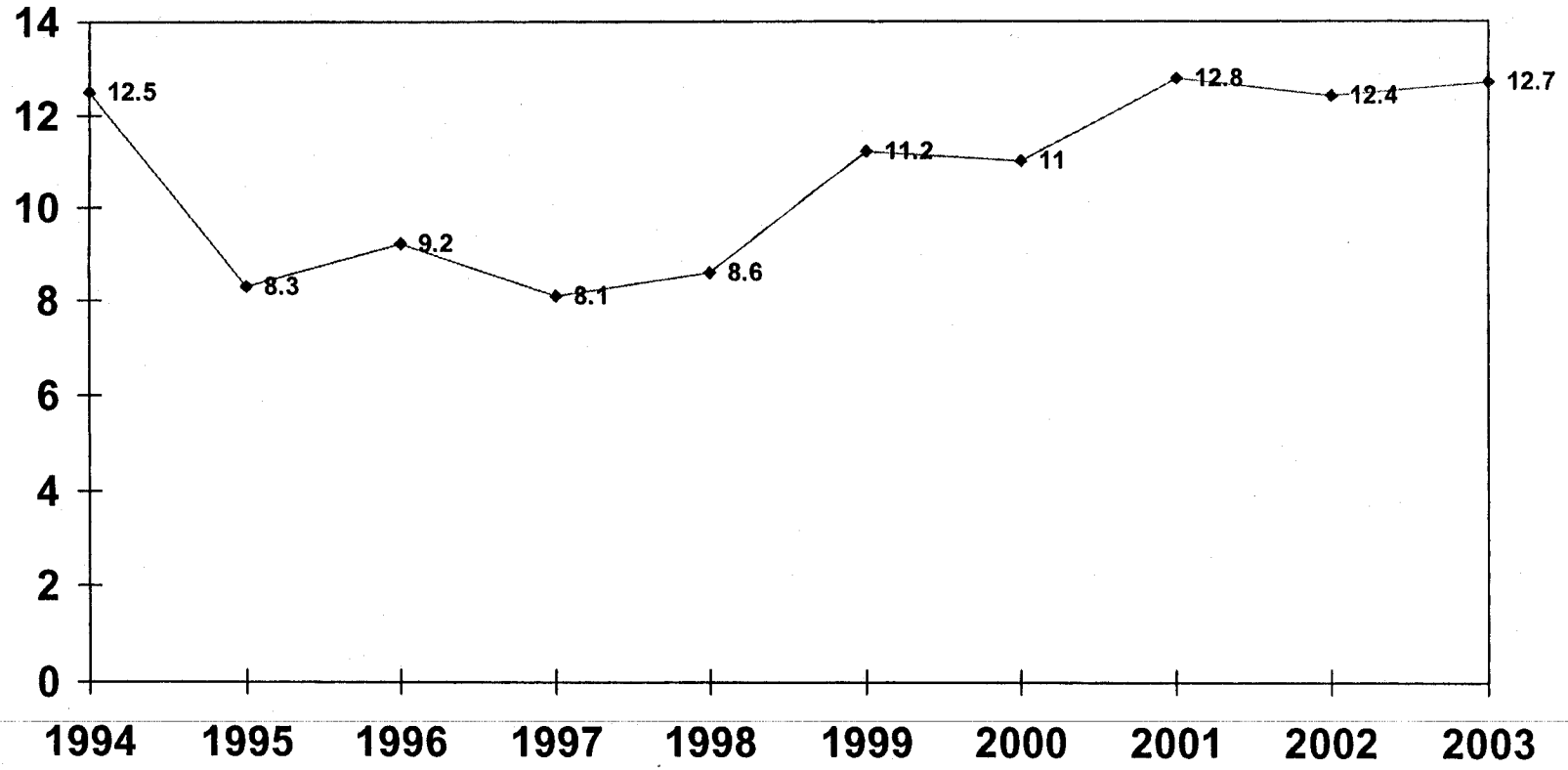

FOREIGN MILITARY SALES AGREEMENTS

(DOLLARS IN THOUSANDS)

	FY 1950 FY 1993	FY 1994	FY 1995	FY 1996	FY 1997	FY 1998
WORLDWIDE	237,854,050	12,561,254	8,339,786	9,203,174	8,120,185	8,638,956
EAST ASIA AND PACIFIC	46,230,600	3,154,833	1,841,582	2,493,066	2,129,259	1,698,680
AUSTRALIA	7,907,615	215,974	150,017	164,254	282,456	240,114
BRUNEI	414	-	40	-	130	-
CAMBODIA	-	-	1,697	416	606	2,093
CHINA	259,714	-	-	-	-	-
EAST TIMOR	-	-	-	-	-	-
FIJI	1,829	-	12	-	-	-
INDOCHINA	8,542	-	-	-	-	-
INDONESIA	713,379	9,326	11,486	28,043	723	213
JAPAN	8,259,916	718,912	621,965	491,652	325,303	345,133
KOREA (SEOUL)	8,136,097	347,703	439,014	846,246	762,701	289,977
LAOS	-	-	-	-	1,169	190
MALAYSIA	192,018	703,918	23,008	5,231	13,133	1,244
MONGOLIA	-	-	-	-	-	-
MYANMAR	8,734	-	-	-	-	-
NEW ZEALAND	296,018	15,349	8,997	6,763	23,758	13,531
PAPUA NEW GUINEA	327	-	-	-	-	-
REP OF PHILIPPINES	1,018,557	18,647	14,382	18,681	18,249	10,069
SINGAPORE	1,299,019	535,337	182,572	303,336	184,836	164,114
TAIWAN	14,327,889	357,859	208,123	446,976	345,946	589,758
THAILAND	3,605,956	231,798	180,268	181,424	170,247	42,243
TONGA	250	12	-	43	-	-
UNTAET	-	-	-	-	-	-
VIETNAM	1,167	-	-	-	-	-
NEAR EAST AND SOUTH ASIA	112,824,537	4,609,467	2,284,483	3,817,960	2,107,616	4,346,310
AFGHANISTAN	-	-	-	-	-	-
ALGERIA	6,029	-	-	-	-	-
BAHRAIN	981,028	34,254	46,457	92,862	58,523	319,249
BANGLADESH	2,831	-	7,517	-	1,556	31,708
EGYPT	13,716,172	405,079	991,511	1,251,152	909,687	956,292
INDIA	85,888	-	*	-	297	-
IRAN	10,827,434	-	-	-	-	-
IRAQ	13,152	-	-	-	-	-
ISRAEL	14,358,865	2,101,584	615,694	809,947	489,052	646,318
JORDAN	1,831,456	38,272	12,872	188,907	17,316	17,583
KUWAIT	6,579,896	165,131	77,548	229,691	48,128	120,346
LEBANON	560,047	29,247	63,601	15,297	16,659	12,251
LIBYA	28,249	-	-	-	-	-
MOROCCO	1,047,621	14,832	12,391	6,103	5,124	1,384
NEPAL	1,255	-	-	-	-	-
OMAN	164,897	1,311	6,743	2,668	7,361	3,066
PAKISTAN	3,640,591	-	78	-	97	37
QATAR	4,230	4,109	-	-	-	-

TOTALS MAY NOT ADD DUE TO ROUNDING

* LESS THAN $500

AS OF 30 SEP 03

FOREIGN MILITARY SALES AGREEMENTS

(DOLLARS IN THOUSANDS)

FY 1999	FY 2000	FY 2001	FY 2002	FY 2003	FY 1950 FY 2003	
11,298,477	11,028,015	12,860,781	12,410,410	12,804,182	347,215,438	WORLDWIDE
2,482,208	1,971,840	2,264,881	3,344,986	2,438,568	70,050,503	EAST ASIA AND PACIFIC
410,089	415,298	159,207	171,166	450,148	10,566,339	AUSTRALIA
-	356	-	-	-	939	BRUNEI
200	463	325	424	-	6,225	CAMBODIA
-	-	-	-	-	259,714	CHINA
-	-	-	-	1,000	1,000	EAST TIMOR
-	-	-	-	-	1,842	FIJI
-	-	-	-	-	8,542	INDOCHINA
345	-	-	-	-	763,516	INDONESIA
223,492	509,290	354,125	980,468	732,153	13,562,410	JAPAN
530,186	603,460	764,191	1,845,599	482,828	15,048,003	KOREA (SEOUL)
-	-	82	-	-	1,441	LAOS
27,974	5,071	3,014	22,822	5,386	1,002,819	MALAYSIA
-	-	2,100	287	3,179	5,565	MONGOLIA
-	-	-	-	-	8,734	MYANMAR
10,344	5,612	56,009	5,962	10,136	452,477	NEW ZEALAND
-	-	-	-	-	327	PAPUA NEW GUINEA
9,535	13,620	7,145	14,180	45,336	1,188,401	REP OF PHILIPPINES
660,894	105,995	654,380	146,785	167,677	4,404,947	SINGAPORE
555,300	134,682	207,028	70,961	462,461	17,769,983	TAIWAN
53,847	177,992	57,275	84,537	78,265	4,863,852	THAILAND
-	-	-	-	-	305	TONGA
-	-	-	1,796	-	1,796	UNTAET
-	-	-	-	-	1,167	VIETNAM
5,402,894	3,765,888	5,843,288	5,087,140	3,182,993	153,272,576	NEAR EAST AND SOUTH ASIA
-	-	-	6,066	67,940	74,006	AFGHANISTAN
*	-	50	-	-	6,079	ALGERIA
52,356	177,600	128,084	103,301	93,046	2,086,759	BAHRAIN
-	2,050	886	-	-	46,548	BANGLADESH
2,030,552	1,566,596	1,651,652	1,029,394	930,637	25,438,724	EGYPT
-	-	-	138,265	63,000	287,449	INDIA
-	-	-	-	-	10,827,434	IRAN
-	-	-	-	-	13,152	IRAQ
2,375,434	755,493	2,820,718	682,615	499,476	26,155,195	ISRAEL
13,958	115,991	102,660	114,505	147,611	2,601,132	JORDAN
85,325	200,372	288,607	1,013,623	320,531	9,129,198	KUWAIT
1,568	7,596	5,438	1,342	335	713,381	LEBANON
-	-	-	-	-	28,249	LIBYA
3,569	6,859	6,590	20,844	4,519	1,129,835	MOROCCO
-	585	-	3,320	15,257	20,417	NEPAL
4,196	4,259	4,143	815,914	10,037	1,024,593	OMAN
-	-	-	27,060	167,199	3,835,062	PAKISTAN
-	-	32	1,176	6,000	15,547	QATAR

TOTALS MAY NOT ADD DUE TO ROUNDING * LESS THAN $500

AS OF 30 SEP 03

FOREIGN MILITARY SALES AGREEMENTS (CONTINUED)

(DOLLARS IN THOUSANDS)

	FY 1950 FY 1993	FY 1994	FY 1995	FY 1996	FY 1997	FY 1998
NEAR EAST AND SOUTH ASIA (CONTINUED)						
SAUDI ARABIA	56,603,890	1,571,149	435,793	1,212,312	531,678	2,165,890
SRI LANKA	1,810	185	42	103	38	21
SYRIA	1	-	-	-	-	-
TUNISIA	629,428	17,163	10,231	7,184	17,010	5,999
UNITED ARAB EMIRATES	-	-	-	-	-	-
UNITED ARAB EMIRATES	1,414,393	227,151	4,005	1,735	5,089	66,167
YEMEN	325,376	-	-	-	-	-
EUROPE	67,006,012	4,028,496	3,417,043	2,078,507	2,895,246	1,712,958
ALBANIA	-	5	-	3,384	709	-
ARMENIA	-	-	-	-	-	-
AUSTRIA	300,442	26,255	8,272	9,118	19,010	8,739
AZERBAIJAN	-	-	-	-	-	-
BELGIUM	3,379,012	19,644	24,859	59,131	121,333	21,275
BOSNIA-HERZEGOVINA	-	-	-	87	1,186	187
BULGARIA	-	-	-	*	3,613	3,266
CROATIA	-	-	-	-	-	-
CZECH REPUBLIC	-	-	-	6,290	2,221	2,965
DENMARK	1,984,887	47,716	31,993	128,192	31,354	8,549
ESTONIA	15	-	29	681	835	4,852
FINLAND	2,431,842	596,054	155,579	1,832	287	1,817
FRANCE	1,246,160	45,789	670,593	21,290	102,604	21,058
GEORGIA	-	-	-	-	-	1,130
GERMANY	12,033,304	177,418	239,722	226,346	314,997	178,146
GREECE	5,045,946	282,865	185,702	256,279	204,922	483,691
HUNGARY	10,976	-	-	3,916	4,983	5,322
ICELAND	544	-	-	12	-	-
IRELAND	944	-	45	-	-	-
ITALY	1,924,721	44,965	30,812	78,390	39,874	91,797
KAZAKHSTAN	-	-	-	-	-	165
KYRGYZSTAN	-	-	-	-	-	-
LATVIA	-	6	74	359	1,280	4,552
LITHUANIA	-	-	327	299	2,428	3,785
LUXEMBOURG	8,270	346	48	3,088	3,716	693
MACEDONIA (FYROM)	-	-	-	-	1,798	9,417
MALTA	192	-	12	-	-	-
MOLDOVA	-	-	-	-	-	753
NETHERLANDS	6,616,901	41,588	908,387	145,816	239,711	229,680
NORWAY	2,658,810	124,065	12,378	339,325	67,401	85,923
POLAND	-	-	-	6,014	4,187	10,788
PORTUGAL	1,007,319	6,538	10,715	3,526	19,020	11,267
ROMANIA	-	-	14,129	4,749	310	4,836
SLOVAKIA	-	-	*	644	1,820	2,947
SLOVENIA	-	-	-	208	184	5,640

TOTALS MAY NOT ADD DUE TO ROUNDING

* LESS THAN $500

AS OF 30 SEP 03

FOREIGN MILITARY SALES AGREEMENTS (CONTINUED)

(DOLLARS IN THOUSANDS)

FY 1999	FY 2000	FY 2001	FY 2002	FY 2003	FY 1950 FY 2003	
						NEAR EAST AND SOUTH ASIA (CONTINUED)
786,207	659,087	684,136	879,283	692,650	66,222,074	SAUDI ARABIA
192	-	-	-	1,000	3,392	SRI LANKA
-	-	-	-	-	1	SYRIA
1,780	10,683	1,915	9,165	7,545	718,104	TUNISIA
16,273	257,198	146,429	239,599	124,843	784,342	UNITED ARAB EMIRATES
31,169	1,188	1,108	1,553	15,539	1,769,096	UNITED ARAB EMIRATES
315	333	841	115	15,828	342,808	YEMEN
2,572,183	4,211,615	3,613,381	2,447,906	5,757,562	99,740,910	EUROPE
1,421	2,673	2,883	5,634	9,992	26,701	ALBANIA
-	-	-	-	6,947	6,947	ARMENIA
3,548	8,036	15,271	4,923	5,703	409,317	AUSTRIA
-	-	-	-	3,086	3,086	AZERBAIJAN
68,235	36,739	85,732	48,580	68,358	3,932,896	BELGIUM
4,200	6,892	2,198	2,145	2,595	19,490	BOSNIA-HERZEGOVINA
1,076	8,248	21,119	4,784	14,089	56,196	BULGARIA
-	209	277	4,128	14,446	19,060	CROATIA
9,115	11,073	9,581	20,544	8,805	70,595	CZECH REPUBLIC
152,145	15,496	47,200	94,980	22,734	2,565,246	DENMARK
2,135	5,152	3,185	7,936	14,716	39,536	ESTONIA
4,035	12,535	89,215	7,216	4,950	3,305,362	FINLAND
74,122	84,580	268,878	229,626	45,598	2,810,297	FRANCE
1,631	8,539	3,596	35,250	12,459	62,605	GEORGIA
327,497	295,329	93,982	161,365	319,314	14,367,420	GERMANY
341,242	2,080,834	809,797	335,514	54,128	10,080,919	GREECE
7,636	6,772	3,197	12,797	5,365	60,964	HUNGARY
-	-	-	-	-	556	ICELAND
45	-	4	9	12,510	13,556	IRELAND
58,866	160,300	805,387	168,158	154,119	3,557,388	ITALY
-	2,430	130	1,073	1,311	5,109	KAZAKHSTAN
776	1,017	-	7,480	4,751	14,024	KYRGYZSTAN
2,796	4,594	2,007	6,000	14,734	36,401	LATVIA
741	5,046	5,399	13,799	47,363	79,187	LITHUANIA
2,434	345	573	2,823	2,037	24,374	LUXEMBOURG
4,347	4,006	16,348	4,509	10,302	50,726	MACEDONIA (FYROM)
-	109	5,922	-	5,428	11,663	MALTA
2,752	1,834	692	2,181	1,104	9,316	MOLDOVA
116,022	420,630	263,099	156,047	97,969	9,235,849	NETHERLANDS
79,015	155,656	92,344	90,027	108,519	3,813,462	NORWAY
23,873	20,549	27,974	65,489	3,570,226	3,729,100	POLAND
235,616	5,795	20,383	160,843	7,908	1,488,929	PORTUGAL
13,176	7,453	2,616	17,664	18,332	83,264	ROMANIA
2,867	6,246	3,000	15,721	8,428	41,674	SLOVAKIA
1,888	1,004	1,322	6,291	6,714	23,250	SLOVENIA

TOTALS MAY NOT ADD DUE TO ROUNDING

* LESS THAN $500

AS OF 30 SEP 03

FOREIGN MILITARY SALES AGREEMENTS (CONTINUED)

(DOLLARS IN THOUSANDS)

	FY 1950 FY 1993	FY 1994	FY 1995	FY 1996	FY 1997	FY 1998
EUROPE (CONTINUED)						
SPAIN	5,765,571	57,756	387,865	116,922	840,621	68,853
SWEDEN	325,391	21,848	12,229	12,068	6,438	2,425
SWITZERLAND	2,815,515	17,775	21,507	5,020	11,736	17,872
TAJIKISTAN	-	-	-	-	-	-
TURKEY	8,723,267	1,942,298	540,541	195,945	298,795	305,041
TURKMENISTAN	-	-	-	-	-	-
UKRAINE	-	-	-	-	-	1,065
UNITED KINGDOM	10,642,280	575,568	161,225	449,575	547,871	112,884
UZBEKISTAN	-	-	-	-	-	1,579
YUGOSLAVIA	83,704	-	-	-	-	-
AFRICA	1,229,735	11,868	4,619	8,997	10,704	23,072
BENIN	76	240	-	-	-	688
BOTSWANA	18,603	1,745	89	698	423	507
BURUNDI	65	-	-	-	-	-
CAMEROON	47,114	-	-	49	-	-
CAPE VERDE	1,598	20	2	-	-	-
CENTRAL AFRICAN REP	577	-	-	-	-	-
CHAD	28,566	618	152	688	21	1,522
COMOROS	80	-	-	-	-	-
CONGO (BRAZZAVILLE)	13	-	-	-	-	-
CONGO (KINSHASA)	137,441	-	-	-	-	-
DJIBOUTI	12,566	284	43	163	33	-
EQUATORIAL GUINEA	1,509	-	-	-	-	-
ERITREA	-	-	190	370	1,558	28
ETHIOPIA	86,561	1,224	465	327	961	11,659
GABON	5,913	81	-	-	-	-
GAMBIA	898	1,313	-	-	-	-
GHANA	610	713	75	312	-	1,200
GUINEA	7,782	448	-	-	-	324
GUINEA-BISSAU	1,385	1,271	-	202	121	-
IVORY COAST	2,015	-	-	5	182	-
KENYA	238,758	1,341	1,863	4,522	757	2,632
LESOTHO	6	-	-	-	-	-
LIBERIA	44,893	-	-	-	-	-
MADAGASCAR	3,744	86	-	-	45	-
MALAWI	4,484	261	-	88	-	1,469
MALI	335	636	-	-	-	1,972
MAURITANIA	962	-	-	-	-	-
MAURITIUS	-	650	-	-	-	-
MOZAMBIQUE	-	-	229	1	-	-
NAMIBIA	2,264	737	60	-	426	366
NIGER	15,799	5	589	-	-	-
NIGERIA	64,216	-	-	-	-	-

TOTALS MAY NOT ADD DUE TO ROUNDING

* LESS THAN $500

AS OF 30 SEP 03

FOREIGN MILITARY SALES AGREEMENTS (CONTINUED)

(DOLLARS IN THOUSANDS)

FY 1999	FY 2000	FY 2001	FY 2002	FY 2003	FY 1950 FY 2003	
						EUROPE (CONTINUED)
349,522	92,369	65,439	122,966	119,889	7,987,770	SPAIN
2,881	4,366	3,232	6,731	2,090	399,700	SWEDEN
75,817	8,919	16,996	138,193	23,901	3,153,250	SWITZERLAND
-	-	-	-	1,804	1,804	TAJIKISTAN
331,620	386,191	141,567	205,868	440,042	13,511,173	TURKEY
-	657	-	975	627	2,259	TURKMENISTAN
2,000	10,612	3,043	5,092	3,210	25,022	UKRAINE
264,482	328,349	678,009	247,146	464,913	14,472,302	UNITED KINGDOM
2,613	34	1,786	27,400	16,046	49,458	UZBEKISTAN
-	-	-	-	-	83,704	YUGOSLAVIA
11,030	9,800	17,976	20,828	40,329	1,388,958	AFRICA
2,000	-	145	26	-	3,175	BENIN
273	434	928	1,237	1,032	25,969	BOTSWANA
-	-	-	-	-	65	BURUNDI
-	-	-	-	-	47,163	CAMEROON
1	-	-	-	3	1,623	CAPE VERDE
-	-	3	-	-	580	CENTRAL AFRICAN REP
500	176	300	594	530	33,668	CHAD
-	-	-	-	-	80	COMOROS
-	-	-	-	-	13	CONGO (BRAZZAVILLE)
-	-	-	-	-	137,441	CONGO (KINSHASA)
-	-	-	-	2,819	15,909	DJIBOUTI
-	-	-	-	-	1,509	EQUATORIAL GUINEA
-	-	-	-	-	2,146	ERITREA
-	-	-	-	1,800	102,996	ETHIOPIA
-	-	70	-	-	6,065	GABON
-	-	-	-	-	2,211	GAMBIA
2,037	1,300	676	-	150	7,073	GHANA
52	-	509	3,100	-	12,214	GUINEA
-	-	-	-	-	2,979	GUINEA-BISSAU
1,700	-	-	-	-	3,902	IVORY COAST
2,291	640	5,491	1,313	13,289	272,898	KENYA
-	-	-	-	-	6	LESOTHO
-	-	-	-	-	44,893	LIBERIA
-	-	-	1,654	-	5,529	MADAGASCAR
-	-	-	282	-	6,584	MALAWI
-	600	29	200	200	3,971	MALI
-	-	-	-	-	962	MAURITANIA
-	-	-	-	-	650	MAURITIUS
-	-	3	15	-	249	MOZAMBIQUE
30	-	-	379	-	4,263	NAMIBIA
-	-	-	294	251	16,937	NIGER
271	3,180	6,947	8,610	6,594	89,819	NIGERIA

TOTALS MAY NOT ADD DUE TO ROUNDING

* LESS THAN $500

AS OF 30 SEP 03

FOREIGN MILITARY SALES AGREEMENTS (CONTINUED)

(DOLLARS IN THOUSANDS)

	FY 1950 FY 1993	FY 1994	FY 1995	FY 1996	FY 1997	FY 1998
AFRICA (CONTINUED)						
RWANDA	1,522	-	-	144	-	64
SAO TOME & PRINCIPE	480	-	-	-	-	190
SENEGAL	21,565	39	299	208	1,991	-
SEYCHELLES	508	1	-	-	62	-
SIERRA LEONE	3,449	17	2	-	-	-
SOMALIA	152,935	-	-	-	-	-
SOUTH AFRICA	3,149	-	30	1,065	325	-
SUDAN	315,564	-	-	-	-	-
TANZANIA	76	-	-	-	-	18
TOGO	513	-	-	-	-	-
UGANDA	82	6	-	155	3,746	433
ZAMBIA	-	122	317	-	-	-
ZIMBABWE	1,059	12	213	-	54	-
WESTERN HEMISPHERE	8,194,698	319,831	315,888	228,086	310,138	187,349
ANTIGUA & BARBUDA	6,365	431	152	-	262	2
ARGENTINA	230,209	28,279	15,096	3,389	14,973	5,643
BAHAMAS	-	-	-	-	51	60
BARBADOS	2,899	804	87	684	139	250
BELIZE	3,453	382	299	-	314	18
BOLIVIA	15,430	1	-	371	3	469
BOLIVIA - INTL NARC	70,650	11,591	11,321	3,379	8,609	1,824
BRAZIL	638,653	52,617	44,508	42,522	22,151	30,003
CANADA	3,660,433	92,039	173,396	117,565	98,146	104,225
CHILE	189,934	1,272	3,447	2,232	2,217	1,077
COLOMBIA	249,937	60,998	19,042	8,054	74,766	12,375
COLOMBIA - INTL NARC	136,505	18,751	9,205	6,856	-	5,758
COSTA RICA	30,082	799	23	193	160	-
CUBA	4,510	-	-	-	-	-
DOMINICA	4,241	885	51	-	80	-
DOMINICAN REPUBLIC	31,815	897	406	407	174	92
ECUADOR	156,591	5,104	123	-	3,941	245
ECUADOR - INTL NARC	1,947	226	137	318	955	76
EL SALVADOR	863,517	14,581	5,583	3,281	3,077	6,384
GRENADA	9,010	603	91	-	422	-
GUATEMALA	58,468	-	-	-	-	68
GUYANA	-	66	14	-	70	-
HAITI	3,404	-	-	4,813	741	246
HONDURAS	407,567	1,317	2,340	6,980	932	4,921
JAMAICA	31,605	723	1,072	757	264	211
MEXICO	188,107	4,140	1,359	4,387	21,885	1,223
NICARAGUA	5,205	-	-	-	-	-
PANAMA	34,795	450	51	169	-	-
PARAGUAY	1,060	198	12	-	19	44

TOTALS MAY NOT ADD DUE TO ROUNDING

* LESS THAN $500

AS OF 30 SEP 03

FOREIGN MILITARY SALES AGREEMENTS (CONTINUED)

(DOLLARS IN THOUSANDS)

FY 1999	FY 2000	FY 2001	FY 2002	FY 2003	FY 1950 FY 2003	
						AFRICA (CONTINUED)
-	-	-	-	-	1,730	RWANDA
-	-	-	70	-	740	SAO TOME & PRINCIPE
1,276	2,815	1,880	963	206	31,242	SENEGAL
-	320	-	-	-	890	SEYCHELLES
-	-	-	-	-	3,469	SIERRA LEONE
-	-	-	-	-	152,935	SOMALIA
599	335	136	1,916	12,419	19,973	SOUTH AFRICA
-	-	-	-	-	315,564	SUDAN
-	-	-	76	-	169	TANZANIA
-	-	-	98	70	681	TOGO
-	-	-	-	965	5,388	UGANDA
-	-	-	-	-	439	ZAMBIA
-	-	858	-	-	2,196	ZIMBABWE
163,274	435,720	200,698	799,093	352,133	11,506,909	WESTERN HEMISPHERE
680	-	450	541	530	9,414	ANTIGUA & BARBUDA
18,670	9,484	8,964	3,531	3,612	341,849	ARGENTINA
*	-	-	-	619	730	BAHAMAS
-	-	35	116	97	5,112	BARBADOS
144	70	186	-	404	5,271	BELIZE
-	7	980	652	210	18,124	BOLIVIA
1,769	530	755	726	1,462	112,615	BOLIVIA - INTL NARC
19,526	52,081	8,465	36,150	14,802	961,477	BRAZIL
70,616	115,849	99,135	151,087	255,865	4,938,356	CANADA
4,290	2,273	2,789	548,066	627	758,222	CHILE
7,231	227,891	14,559	37,295	25,545	737,693	COLOMBIA
2,716	5,544	2,153	2,269	340	190,095	COLOMBIA - INTL NARC
211	1	-	-	-	31,469	COSTA RICA
-	-	-	-	-	4,510	CUBA
161	87	120	210	228	6,063	DOMINICA
393	164	572	822	23,282	59,025	DOMINICAN REPUBLIC
-	-	363	5,203	5,995	177,566	ECUADOR
894	265	135	300	-	5,253	ECUADOR - INTL NARC
2,911	2,558	1,704	3,056	2,225	908,877	EL SALVADOR
251	3	145	197	210	10,931	GRENADA
-	-	-	-	-	58,536	GUATEMALA
-	104	267	297	232	1,049	GUYANA
-	105	-	-	-	9,309	HAITI
526	761	1,066	686	-	427,095	HONDURAS
290	739	549	837	-	37,046	JAMAICA
8,423	419	19,362	2,057	6,805	258,166	MEXICO
-	-	-	-	384	5,589	NICARAGUA
114	385	82	-	-	36,046	PANAMA
30	17	26	597	-	2,005	PARAGUAY

TOTALS MAY NOT ADD DUE TO ROUNDING

* LESS THAN $500

AS OF 30 SEP 03

FOREIGN MILITARY SALES AGREEMENTS (CONTINUED)

(DOLLARS IN THOUSANDS)

	FY 1950 FY 1993	FY 1994	FY 1995	FY 1996	FY 1997	FY 1998
WESTERN HEMISPHERE (CONTINUED)						
PERU	192,545	-	-	5	491	4,240
PERU - INTL NARC	5,105	-	-	-	90	486
ST KITTS AND NEVIS	4,777	885	15	76	187	-
ST LUCIA	4,321	974	301	-	80	-
ST VINCENT + GREN.	5,179	624	47	-	136	-
SURINAME	1	-	-	-	-	-
TRINIDAD + TOBAGO	1,118	1,189	245	325	229	624
URUGUAY	30,212	2,044	2,308	1,563	480	566
VENEZUELA	915,050	16,961	25,156	19,762	54,095	6,219
NON REGIONAL	2,368,477	366,119	415,059	539,262	617,259	634,853
CLASSIFIED TOTALS A/	2,368,477	366,119	415,059	539,262	617,259	634,853
NACMA	-	-	-	-	-	-
INTERNATL. ORG. AND VARIOUS	2,096,158	70,641	61,112	37,296	49,963	35,733

A/ FOR FURTHER INFORMATION, SEE THE CLASSIFIED ANNEX TO THE CONGRESSIONAL PRESENTATION DOCUMENT FOR FOREIGN OPERATIONS.

TOTALS MAY NOT ADD DUE TO ROUNDING

* LESS THAN $500

AS OF 30 SEP 03

FOREIGN MILITARY SALES AGREEMENTS (CONTINUED)

(DOLLARS IN THOUSANDS)

FY 1999	FY 2000	FY 2001	FY 2002	FY 2003	FY 1950 FY 2003	
						WESTERN HEMISPHERE (CONTINUED)
32	60	126	-	50	197,548	PERU
50	300	355	179	172	6,737	PERU - INTL NARC
295	70	105	208	182	6,800	ST KITTS AND NEVIS
140	130	145	200	216	6,508	ST LUCIA
73	130	105	129	110	6,531	ST VINCENT + GREN.
-	75	-	-	-	76	SURINAME
-	208	143	100	314	4,496	TRINIDAD + TOBAGO
960	580	2,995	344	632	42,685	URUGUAY
21,878	14,831	33,861	3,239	6,983	1,118,035	VENEZUELA
598,664	574,645	879,266	667,513	981,450	8,642,567	NON REGIONAL
598,664	574,645	879,250	667,513	981,450	8,642,551	CLASSIFIED TOTALS A/
-	-	16	-	-	16	NACMA
68,224	58,507	41,291	42,943	51,148	2,613,015	INTERNATL. ORG. AND VARIOUS

TOTALS MAY NOT ADD DUE TO ROUNDING

* LESS THAN $500

AS OF 30 SEP 03

FOREIGN MILITARY CONSTRUCTION SALES AGREEMENTS

(DOLLARS IN THOUSANDS)

	FY 1950 FY 1993	FY 1994	FY 1995	FY 1996	FY 1997	FY 1998
WORLDWIDE	18,294,352	57,132	24,036	139,285	28,970	428,695
EAST ASIA AND PACIFIC	535	-	-	75	309	-
CAMBODIA	-	-	-	-	48	-
JAPAN	-	-	-	-	-	-
KOREA (SEOUL)	1	-	-	-	-	-
SINGAPORE	-	-	-	75	261	-
TAIWAN	533	-	-	-	-	-
THAILAND	-	-	-	-	-	-
NEAR EAST AND SOUTH ASIA	18,060,111	7,373	20,198	133,734	24,313	324,326
AFGHANISTAN	-	-	-	-	-	-
BAHRAIN	21,139	-	-	-	-	-
EGYPT	817,801	1,522	15,598	118,375	20,837	101,543
IRAN	594	-	-	-	-	-
ISRAEL	2,581	-	-	-	-	-
JORDAN	985	-	-	-	-	-
KUWAIT	148,192	-	-	-	-	-
LIBYA	1,344	-	-	-	-	-
MOROCCO	-	-	4,599	1,359	3,476	-
OMAN	1,511	-	-	-	-	-
SAUDI ARABIA	17,065,962	5,851	-	14,000	-	222,784
YEMEN	2	-	-	-	-	-
EUROPE	78,662	43,925	-	-	1,405	98,557
FRANCE	29	-	-	-	-	-
GERMANY	8,955	32,888	-	-	1,405	98,557
GREECE	9	-	-	-	-	-
KAZAKHSTAN	-	-	-	-	-	-
UNITED KINGDOM	69,668	11,036	-	-	-	-
AFRICA	38,696	1,199	251	393	550	947
BOTSWANA	194	-	-	-	-	-
BURUNDI	5	-	-	-	-	-
CAMEROON	980	-	-	-	-	-
CAPE VERDE	59	121	58	-	-	-
CENTRAL AFRICAN REP	239	-	-	-	-	-
CHAD	-	-	193	-	-	-
DJIBOUTI	796	-	-	-	-	-
EQUATORIAL GUINEA	19	-	-	-	-	-
ERITREA	-	-	-	-	361	947
ETHIOPIA	-	-	-	-	189	-
GABON	164	-	-	-	-	-
GAMBIA	77	-	-	-	-	-
GHANA	766	665	-	-	-	-
GUINEA	110	-	-	-	-	-

TOTALS MAY NOT ADD DUE TO ROUNDING

* LESS THAN $500

AS OF 30 SEP 03

FOREIGN MILITARY CONSTRUCTION SALES AGREEMENTS

(DOLLARS IN THOUSANDS)

FY 1999	FY 2000	FY 2001	FY 2002	FY 2003	FY 1950 FY 2003	
287,776	283,460	122,486	76,408	193,226	19,976,221	WORLDWIDE
50	-	-	286	-	1,254	EAST ASIA AND PACIFIC
-	-	-	-	-	48	CAMBODIA
-	-	-	286	-	286	JAPAN
-	-	-	-	-	1	KOREA (SEOUL)
-	-	-	-	-	336	SINGAPORE
-	-	-	-	-	533	TAIWAN
50	-	-	-	-	50	THAILAND
283,547	279,092	121,738	68,844	174,882	19,538,554	NEAR EAST AND SOUTH ASIA
-	-	-	829	156,976	157,805	AFGHANISTAN
-	-	-	-	-	21,139	BAHRAIN
222,841	24,697	57,348	32,332	9,251	1,422,145	EGYPT
-	-	-	-	-	594	IRAN
-	205,028	64,390	12,683	5,854	290,536	ISRAEL
-	-	-	-	-	985	JORDAN
13,707	-	-	23,000	2,801	187,701	KUWAIT
-	-	-	-	-	1,344	LIBYA
-	-	-	-	-	9,434	MOROCCO
-	-	-	-	-	1,511	OMAN
46,999	49,367	-	-	-	17,445,357	SAUDI ARABIA
-	-	-	-	-	2	YEMEN
1,975	3,141	-	4,878	245	232,788	EUROPE
-	-	-	-	-	29	FRANCE
1,975	3,141	-	-	245	147,167	GERMANY
-	-	-	-	-	9	GREECE
-	-	-	4,878	-	4,878	KAZAKHSTAN
-	-	-	-	-	80,704	UNITED KINGDOM
28	272	260	1,791	538	44,926	AFRICA
-	-	-	-	-	194	BOTSWANA
-	-	-	-	-	5	BURUNDI
-	-	-	-	-	980	CAMEROON
28	-	-	-	125	391	CAPE VERDE
-	-	125	-	-	365	CENTRAL AFRICAN REP
-	272	-	230	-	696	CHAD
-	-	-	-	-	796	DJIBOUTI
-	-	-	-	-	19	EQUATORIAL GUINEA
-	-	-	-	-	1,308	ERITREA
-	-	-	-	-	189	ETHIOPIA
-	-	-	-	-	164	GABON
-	-	-	-	-	77	GAMBIA
-	-	-	-	-	1,430	GHANA
-	-	-	-	-	110	GUINEA

TOTALS MAY NOT ADD DUE TO ROUNDING

* LESS THAN $500

AS OF 30 SEP 03

FOREIGN MILITARY CONSTRUCTION SALES AGREEMENTS (CONTINUED)

(DOLLARS IN THOUSANDS)

	FY 1950 FY 1993	FY 1994	FY 1995	FY 1996	FY 1997	FY 1998
AFRICA (CONTINUED)						
IVORY COAST	692	-	-	153	-	-
KENYA	302	-	-	240	-	-
LESOTHO	187	-	-	-	-	-
LIBERIA	7,300	-	-	-	-	-
MADAGASCAR	177	-	-	-	-	-
MALAWI	496	-	-	-	-	-
MALI	168	-	-	-	-	-
MAURITANIA	326	-	-	-	-	-
MOZAMBIQUE	-	-	-	-	-	-
NIGER	4,401	153	-	-	-	-
NIGERIA	-	-	-	-	-	-
RWANDA	756	-	-	-	-	-
SENEGAL	3,039	-	-	-	-	-
SEYCHELLES	-	35	-	-	-	-
SIERRA LEONE	608	-	-	-	-	-
SOMALIA	350	-	-	-	-	-
SUDAN	16,484	-	-	-	-	-
TOGO	2	-	-	-	-	-
UGANDA	-	225	-	-	-	-
WESTERN HEMISPHERE	116,348	4,635	3,587	5,083	2,393	4,805
ANTIGUA & BARBUDA	20	267	-	-	-	-
ARGENTINA	-	-	-	-	-	-
BARBADOS	665	-	-	-	-	-
BOLIVIA - INTL NARC	9,663	1,671	63	36	437	-
CANADA	519	-	-	-	-	-
COLOMBIA	1,607	388	-	656	470	-
COLOMBIA - INTL NARC	9,910	93	451	728	-	2,913
COSTA RICA	752	-	-	-	-	-
ECUADOR	-	-	-	-	-	-
ECUADOR - INTL NARC	-	75	243	752	-	-
EL SALVADOR	53,146	2,044	2,442	441	1,486	763
GUATEMALA	2,021	-	-	-	-	-
HAITI	-	-	-	-	-	340
HONDURAS	30,757	97	388	2,469	-	789
MEXICO	7,203	-	-	-	-	-
PANAMA	-	-	-	-	-	-
ST VINCENT + GREN.	85	-	-	-	-	-
INTERNATL. ORG. AND VARIOUS	-	-	-	-	-	59

TOTALS MAY NOT ADD DUE TO ROUNDING

* LESS THAN $500

AS OF 30 SEP 03

FOREIGN MILITARY CONSTRUCTION SALES AGREEMENTS (CONTINUED)

(DOLLARS IN THOUSANDS)

FY 1999	FY 2000	FY 2001	FY 2002	FY 2003	FY 1950 FY 2003	
						AFRICA (CONTINUED)
-	-	-	-	-	845	IVORY COAST
-	-	-	-	316	858	KENYA
-	-	-	-	-	187	LESOTHO
-	-	-	-	-	7,300	LIBERIA
-	-	-	-	-	177	MADAGASCAR
-	-	-	-	-	496	MALAWI
-	-	-	-	-	168	MALI
-	-	-	-	-	326	MAURITANIA
-	-	135	585	-	720	MOZAMBIQUE
-	-	-	-	-	4,554	NIGER
-	-	-	976	-	976	NIGERIA
-	-	-	-	-	756	RWANDA
-	-	-	-	98	3,136	SENEGAL
-	-	-	-	-	35	SEYCHELLES
-	-	-	-	-	608	SIERRA LEONE
-	-	-	-	-	350	SOMALIA
-	-	-	-	-	16,484	SUDAN
-	-	-	-	-	2	TOGO
-	-	-	-	-	225	UGANDA
2,175	955	488	608	17,561	158,639	WESTERN HEMISPHERE
-	-	-	-	-	287	ANTIGUA & BARBUDA
-	49	415	-	-	463	ARGENTINA
-	-	-	-	-	665	BARBADOS
-	607	-	-	-	12,477	BOLIVIA - INTL NARC
-	-	-	-	-	519	CANADA
-	-	-	-	-	3,122	COLOMBIA
2,175	-	-	-	-	16,269	COLOMBIA - INTL NARC
-	-	-	-	-	752	COSTA RICA
-	-	-	488	17,561	18,049	ECUADOR
-	-	-	-	-	1,070	ECUADOR - INTL NARC
-	-	-	-	-	60,323	EL SALVADOR
-	-	-	-	-	2,021	GUATEMALA
-	195	-	-	-	535	HAITI
-	105	-	120	-	34,725	HONDURAS
-	-	-	-	-	7,203	MEXICO
-	-	73	-	-	73	PANAMA
-	-	-	-	-	85	ST VINCENT + GREN.
-	-	-	-	-	59	INTERNATL. ORG. AND VARIOUS

TOTALS MAY NOT ADD DUE TO ROUNDING

* LESS THAN $500

AS OF 30 SEP 03

PAGE INTENTIONALLY LEFT BLANK

FOREIGN MILITARY SALES DELIVERIES
INCLUDES CONSTRUCTION
(Dollars in Billions)

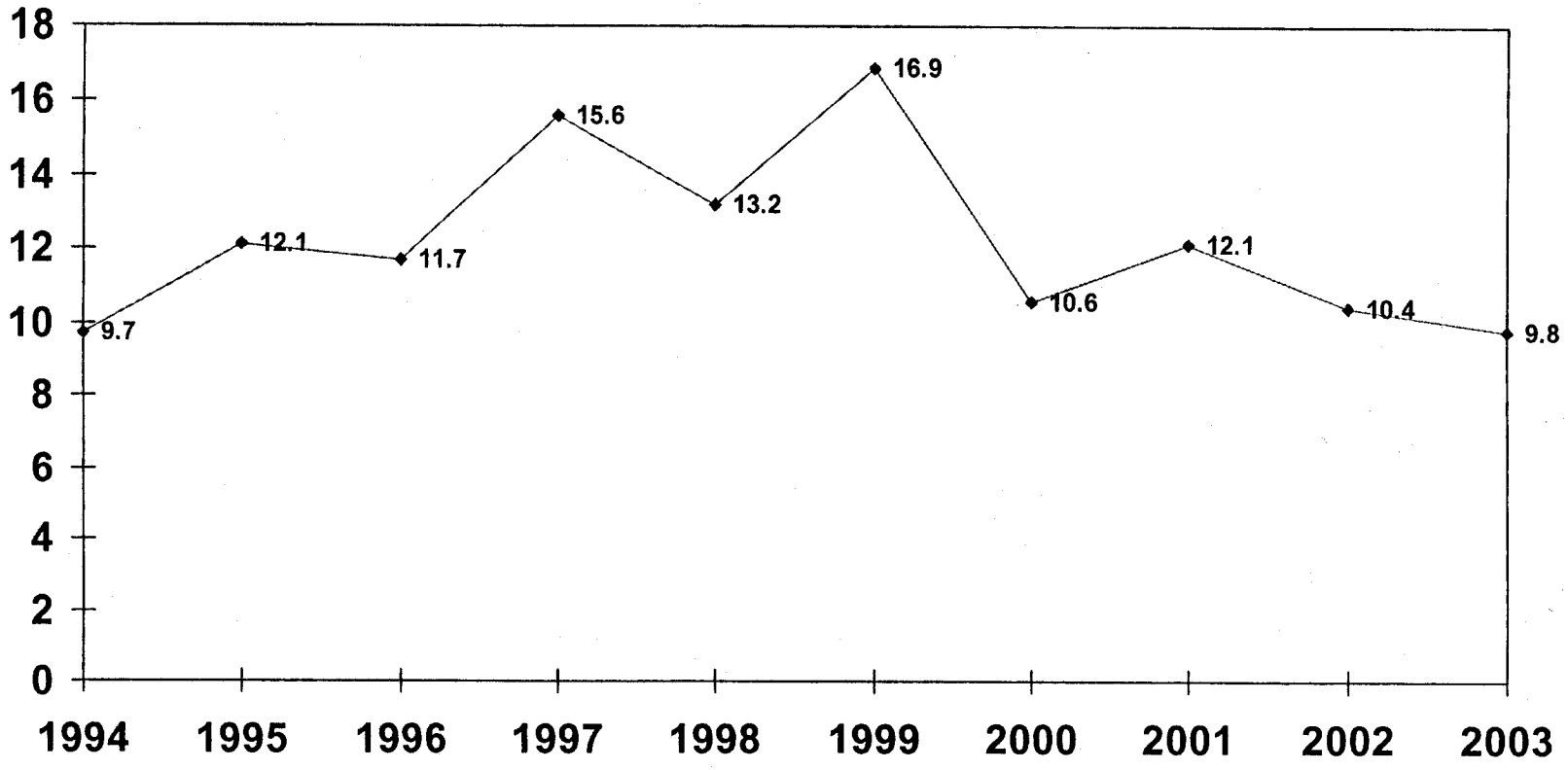

FOREIGN MILITARY SALES DELIVERIES

(DOLLARS IN THOUSANDS)

	FY 1950 FY 1993	FY 1994	FY 1995	FY 1996	FY 1997	FY 1998
WORLDWIDE	166,226,915	9,789,438	12,100,437	11,710,485	15,670,505	13,182,703
EAST ASIA AND PACIFIC	30,110,873	2,693,272	3,281,965	2,644,627	3,890,236	3,377,972
AUSTRALIA	7,362,899	349,307	302,675	223,157	195,888	207,432
BRUNEI	414	-	-	17	-	47
CAMBODIA	-	-	1,064	455	705	860
CHINA	234,859	20,629	4,226	-	-	-
EAST TIMOR	-	-	-	-	-	-
FIJI	1,829	-	-	-	-	-
INDOCHINA	8,542	-	-	-	-	-
INDONESIA	635,001	16,256	11,161	10,182	12,376	4,883
JAPAN	4,823,753	779,392	692,797	752,869	488,183	409,305
KOREA (SEOUL)	5,229,284	379,432	441,666	339,844	477,777	836,461
LAOS	-	-	-	-	14	684
MALAYSIA	180,723	11,370	9,443	38,722	16,814	72,405
MONGOLIA	-	-	-	-	-	-
MYANMAR	8,734	-	-	-	-	-
NEW ZEALAND	263,388	9,511	14,697	11,686	16,298	10,863
PAPUA NEW GUINEA	327	-	-	-	-	-
REP OF PHILIPPINES	733,330	45,129	57,881	88,652	28,393	36,548
SINGAPORE	1,060,164	86,793	58,558	80,240	132,678	231,735
TAIWAN	7,011,805	844,781	1,332,201	829,352	2,369,942	1,423,162
THAILAND	2,554,538	150,646	355,558	269,449	151,168	143,563
TONGA	114	25	38	3	*	23
UNTAET	-	-	-	-	-	-
VIETNAM	1,167	-	-	-	-	-
NEAR EAST AND SOUTH ASIA	76,340,797	3,608,380	6,371,982	5,442,173	7,643,635	6,108,248
AFGHANISTAN	-	-	-	-	-	-
ALGERIA	5,803	220	6	-	-	-
BAHRAIN	767,643	70,730	39,574	38,627	61,097	61,734
BANGLADESH	2,831	-	907	1,094	2,066	956
EGYPT	8,915,694	888,972	1,478,516	1,083,018	896,611	551,284
INDIA	79,709	31	24	4,497	*	171
IRAN	10,689,702	-	-	-	-	-
IRAQ	13,152	-	-	-	-	-
ISRAEL	13,197,344	409,147	327,043	385,835	455,864	1,194,790
JORDAN	1,748,396	31,490	47,041	15,603	41,689	46,984
KUWAIT	2,784,201	215,316	471,073	744,762	1,211,746	323,097
LEBANON	558,630	3,627	40,875	31,735	32,955	8,016
LIBYA	28,249	-	-	-	-	-
MOROCCO	981,320	16,702	22,047	21,464	11,268	7,230
NEPAL	1,249	6	-	-	-	-
OMAN	144,828	8,840	5,886	5,157	4,827	5,474
PAKISTAN	2,700,578	-	-	143,247	183,295	76,035
QATAR	3,280	833	349	512	430	633

TOTALS MAY NOT ADD DUE TO ROUNDING

* LESS THAN $500

AS OF 30 SEP 03

FOREIGN MILITARY SALES DELIVERIES

(DOLLARS IN THOUSANDS)

FY 1999	FY 2000	FY 2001	FY 2002	FY 2003	FY 1950 FY 2003	
16,879,299	10,533,270	12,054,962	10,385,180	9,706,237	288,239,433	WORLDWIDE
4,568,598	3,685,306	3,118,587	3,265,265	2,112,147	62,748,848	EAST ASIA AND PACIFIC
268,755	329,788	245,207	155,530	200,156	9,840,794	AUSTRALIA
*	68	107	20	53	725	BRUNEI
635	287	152	149	424	4,731	CAMBODIA
-	-	-	-	-	259,714	CHINA
-	-	-	-	958	958	EAST TIMOR
-	12	-	-	-	1,842	FIJI
-	-	-	-	-	8,542	INDOCHINA
10,989	-	-	13,968	1,798	716,614	INDONESIA
441,762	477,234	493,738	476,189	410,602	10,245,824	JAPAN
587,859	1,400,667	735,300	544,558	512,734	11,485,584	KOREA (SEOUL)
298	10	53	96	259	1,414	LAOS
44,965	418,632	77,083	11,450	9,728	891,336	MALAYSIA
-	-	-	107	273	380	MONGOLIA
-	-	-	-	-	8,734	MYANMAR
8,899	19,375	19,670	32,125	11,684	418,196	NEW ZEALAND
-	-	-	-	-	327	PAPUA NEW GUINEA
17,657	9,702	18,802	22,129	25,861	1,084,084	REP OF PHILIPPINES
548,920	131,039	244,295	422,006	168,724	3,165,152	SINGAPORE
2,504,611	784,857	1,165,537	1,417,749	636,987	20,320,985	TAIWAN
133,248	113,617	118,642	169,143	131,876	4,291,448	THAILAND
-	17	-	40	18	278	TONGA
-	-	-	7	11	18	UNTAET
-	-	-	-	-	1,167	VIETNAM
6,883,086	3,955,623	4,592,259	4,313,606	3,471,097	128,730,883	NEAR EAST AND SOUTH ASIA
-	-	-	1,451	17,131	18,582	AFGHANISTAN
-	-	-	5	3	6,037	ALGERIA
48,528	54,221	343,186	83,230	96,806	1,665,376	BAHRAIN
666	915	6,834	8,937	2,478	27,683	BANGLADESH
448,182	804,912	861,651	1,949,816	1,031,648	18,910,303	EGYPT
-	-	-	38	20,507	104,979	INDIA
-	-	-	-	-	10,689,702	IRAN
-	-	-	-	-	13,152	IRAQ
1,213,520	562,107	741,198	650,348	829,107	19,966,302	ISRAEL
48,675	52,692	80,437	57,163	69,849	2,240,020	JORDAN
315,622	347,980	564,854	130,776	143,857	7,253,282	KUWAIT
6,979	4,884	6,097	3,164	3,165	700,128	LEBANON
-	-	-	-	-	28,249	LIBYA
4,714	4,723	8,387	7,118	9,275	1,094,249	MOROCCO
-	-	107	61	6,691	8,114	NEPAL
5,785	1,227	3,788	1,609	7,263	194,684	OMAN
-	-	-	6,456	4,659	3,114,270	PAKISTAN
415	311	788	827	1,024	9,403	QATAR

TOTALS MAY NOT ADD DUE TO ROUNDING

* LESS THAN $500

AS OF 30 SEP 03

FOREIGN MILITARY SALES DELIVERIES (CONTINUED)

(DOLLARS IN THOUSANDS)

	FY 1950 FY 1993	FY 1994	FY 1995	FY 1996	FY 1997	FY 1998
NEAR EAST AND SOUTH ASIA (CONTINUED)						
SAUDI ARABIA	31,945,400	1,894,485	3,566,822	2,835,316	4,639,140	3,799,813
SRI LANKA	1,756	19	229	57	25	83
SYRIA	1	-	-	-	-	-
TUNISIA	552,635	27,098	26,624	19,069	12,007	5,619
UNITED ARAB EMIRATES	-	-	-	-	-	-
UNITED ARAB EMIRATES	897,446	40,864	344,966	112,181	90,615	26,331
YEMEN	320,951	-	-	-	-	-
EUROPE	49,667,173	3,077,113	2,092,224	3,175,089	3,853,325	3,291,371
ALBANIA	-	-	2	*	894	586
AUSTRIA	234,817	3,295	3,108	3,163	74,030	21,166
AZERBAIJAN	-	-	-	-	-	-
BELGIUM	2,571,403	13,367	7,869	157,393	107,115	193,778
BOSNIA-HERZEGOVINA	-	-	-	-	-	5
BULGARIA	-	-	-	*	-	66
CROATIA	-	-	-	-	-	-
CZECH REPUBLIC	-	-	-	234	550	2,403
DENMARK	1,483,294	20,946	53,927	91,065	47,784	158,785
ESTONIA	-	-	15	268	365	567
FINLAND	24,519	6,484	164,958	250,887	398,596	543,611
FRANCE	887,481	77,610	64,876	52,488	57,178	35,081
GEORGIA	-	-	-	-	-	-
GERMANY	11,201,217	150,514	256,956	376,440	207,757	189,963
GREECE	2,976,892	235,256	219,869	209,840	690,747	397,492
HUNGARY	128	2,759	4,509	3,136	109	2,086
ICELAND	544	-	-	-	-	1
IRELAND	930	14	5	40	*	-
ITALY	1,445,149	180,897	53,850	76,509	50,734	42,714
KAZAKHSTAN	-	-	-	-	-	-
KYRGYZSTAN	-	-	-	-	-	-
LATVIA	-	-	4	313	64	1,140
LITHUANIA	-	-	-	348	159	740
LUXEMBOURG	8,270	346	48	612	5,558	508
MACEDONIA (FYROM)	-	-	-	-	349	1,940
MALTA	131	55	16	2	-	-
MOLDOVA	-	-	-	-	-	3
NETHERLANDS	5,195,091	139,497	152,703	391,028	167,721	343,874
NORWAY	2,070,348	18,927	25,244	134,589	98,043	119,373
POLAND	-	-	-	533	174	2,025
PORTUGAL	543,326	227,771	88,350	18,572	70,277	21,113
ROMANIA	-	-	-	14	5,168	1,887
SLOVAKIA	-	-	*	-	9	1,116
SLOVENIA	-	-	-	-	20	174
SPAIN	4,387,695	402,709	192,749	411,412	215,758	133,080

TOTALS MAY NOT ADD DUE TO ROUNDING

* LESS THAN $500

AS OF 30 SEP 03

FOREIGN MILITARY SALES DELIVERIES (CONTINUED)

(DOLLARS IN THOUSANDS)

FY 1999	FY 2000	FY 2001	FY 2002	FY 2003	FY 1950 FY 2003	
						NEAR EAST AND SOUTH ASIA (CONTINUED)
4,686,107	2,047,351	1,942,517	1,313,732	1,133,286	59,803,969	SAUDI ARABIA
5	1	26	-	123	2,324	SRI LANKA
-	-	-	-	-	1	SYRIA
8,484	3,898	8,114	6,163	4,356	674,066	TUNISIA
-	2,650	15,506	52,956	82,787	153,899	UNITED ARAB EMIRATES
94,532	67,726	8,715	39,448	6,808	1,729,633	UNITED ARAB EMIRATES
870	25	54	307	271	322,477	YEMEN
5,147,657	2,597,169	3,818,166	2,560,717	3,779,973	83,059,977	EUROPE
743	1,553	3,602	5,502	3,535	16,416	ALBANIA
6,092	7,515	4,523	7,075	8,190	372,976	AUSTRIA
-	-	-	-	53	53	AZERBAIJAN
249,922	58,428	169,681	68,404	71,747	3,669,107	BELGIUM
584	1,320	8,030	4,618	1,869	16,425	BOSNIA-HERZEGOVINA
2,298	3,521	4,558	1,569	2,878	14,890	BULGARIA
-	-	247	95	185	528	CROATIA
1,256	3,153	5,594	4,447	8,545	26,183	CZECH REPUBLIC
157,303	46,248	112,233	23,124	14,056	2,208,765	DENMARK
314	1,698	2,510	2,693	4,498	12,927	ESTONIA
719,076	696,634	147,454	68,567	39,948	3,060,733	FINLAND
247,707	217,064	141,775	206,371	168,645	2,156,275	FRANCE
19	3,324	5,171	3,647	9,826	21,988	GEORGIA
250,669	130,928	329,671	221,644	244,964	13,560,721	GERMANY
463,011	314,852	448,420	454,013	1,328,673	7,739,067	GREECE
1,176	6,440	7,085	8,679	4,421	40,528	HUNGARY
11	-	-	-	-	556	ICELAND
-	-	45	8	4	1,046	IRELAND
105,713	40,806	97,425	102,580	187,731	2,384,107	ITALY
21	110	*	3,035	414	3,580	KAZAKHSTAN
-	726	690	2,250	2,746	6,413	KYRGYZSTAN
392	2,397	3,221	1,700	3,658	12,888	LATVIA
1,359	1,722	1,510	7,459	1,727	15,023	LITHUANIA
445	1,058	859	2,418	972	21,095	LUXEMBOURG
4,671	7,376	9,653	8,919	12,253	45,161	MACEDONIA (FYROM)
-	-	-	898	5,125	6,227	MALTA
644	1,102	2,650	1,404	1,856	7,659	MOLDOVA
320,576	160,750	412,455	241,725	227,350	7,752,770	NETHERLANDS
220,016	64,368	192,285	87,978	123,054	3,154,225	NORWAY
2,116	12,629	9,296	31,595	16,673	75,041	POLAND
11,517	19,943	41,924	28,153	116,482	1,187,428	PORTUGAL
1,427	3,509	21,286	7,289	8,375	48,957	ROMANIA
982	3,377	4,151	4,218	4,129	17,982	SLOVAKIA
133	529	1,488	553	1,556	4,453	SLOVENIA
323,685	141,145	266,811	177,889	159,731	6,812,663	SPAIN

TOTALS MAY NOT ADD DUE TO ROUNDING

* LESS THAN $500

AS OF 30 SEP 03

FOREIGN MILITARY SALES DELIVERIES (CONTINUED)

(DOLLARS IN THOUSANDS)

	FY 1950 FY 1993	FY 1994	FY 1995	FY 1996	FY 1997	FY 1998
EUROPE (CONTINUED)						
SWEDEN	208,017	13,662	3,664	18,221	19,246	8,156
SWITZERLAND	1,195,121	19,770	13,188	95,290	56,549	106,088
TAJIKISTAN	-	-	-	-	-	-
TURKEY	6,523,948	919,350	367,651	481,489	1,153,073	531,943
TURKMENISTAN	-	-	-	-	-	-
UKRAINE	-	-	-	-	-	35
UNITED KINGDOM	8,625,148	643,883	418,665	401,202	425,297	429,874
UZBEKISTAN	-	-	-	-	-	-
YUGOSLAVIA	83,704	-	-	-	-	-
AFRICA	1,157,006	17,370	13,915	25,361	10,325	12,490
BENIN	45	32	47	18	157	6
BOTSWANA	13,866	800	1,312	2,215	603	488
BURUNDI	65	*	-	*	-	*
CAMEROON	32,853	163	37	13,623	181	15
CAPE VERDE	799	371	6	21	9	3
CENTRAL AFRICAN REP	449	88	19	1	18	-
CHAD	25,112	950	3,023	337	115	431
COMOROS	14	66	-	-	-	-
CONGO (BRAZZAVILLE)	13	-	-	-	-	-
CONGO (KINSHASA)	133,515	-	-	-	-	-
DJIBOUTI	10,739	875	399	283	49	359
EQUATORIAL GUINEA	1,509	-	-	-	-	-
ERITREA	-	-	139	54	1,403	318
ETHIOPIA	86,561	160	476	818	756	554
GABON	5,700	27	178	33	22	-
GAMBIA	886	1,251	-	-	-	-
GHANA	532	51	573	293	78	5
GUINEA	7,782	364	4	-	-	336
GUINEA-BISSAU	582	173	248	237	1,052	184
IVORY COAST	1,223	367	28	88	13	236
KENYA	217,491	7,143	5,833	4,131	1,961	3,925
LESOTHO	*	1	*	1	2	1
LIBERIA	44,893	-	-	-	-	-
MADAGASCAR	3,307	92	186	105	79	10
MALAWI	4,128	59	89	89	239	124
MALI	280	88	19	27	21	54
MAURITANIA	962	-	-	-	-	-
MAURITIUS	-	-	1	215	356	5
MOZAMBIQUE	-	-	-	*	37	22
NAMIBIA	290	213	371	583	282	420
NIGER	13,884	369	142	1,582	-	-
NIGERIA	64,216	*	*	*	*	*
RWANDA	1,145	65	-	-	-	*

TOTALS MAY NOT ADD DUE TO ROUNDING

* LESS THAN $500

AS OF 30 SEP 03

FOREIGN MILITARY SALES DELIVERIES (CONTINUED)

(DOLLARS IN THOUSANDS)

FY 1999	FY 2000	FY 2001	FY 2002	FY 2003	FY 1950 FY 2003	
						EUROPE (CONTINUED)
2,982	6,735	2,760	57,177	59,079	399,700	SWEDEN
830,037	68,797	361,871	35,711	36,507	2,818,929	SWITZERLAND
-	-	-	-	1,159	1,159	TAJIKISTAN
855,850	216,754	466,038	280,112	498,323	12,294,532	TURKEY
-	-	-	-	1,823	1,823	TURKMENISTAN
171	896	5,555	7,717	1,205	15,579	UKRAINE
364,713	347,410	525,290	386,351	362,039	12,929,872	UNITED KINGDOM
25	2,354	348	3,126	33,971	39,824	UZBEKISTAN
-	-	-	-	-	83,704	YUGOSLAVIA
10,342	12,188	9,805	7,911	11,091	1,287,805	AFRICA
8	-	3	338	20	674	BENIN
371	476	750	280	1,127	22,287	BOTSWANA
-	-	-	-	-	65	BURUNDI
2	2	64	2	-	46,942	CAMEROON
1	*	41	366	1	1,620	CAPE VERDE
*	1	1	*	*	577	CENTRAL AFRICAN REP
997	58	218	472	362	32,076	CHAD
-	-	-	-	-	80	COMOROS
-	-	-	-	-	13	CONGO (BRAZZAVILLE)
-	-	-	-	-	133,515	CONGO (KINSHASA)
241	12	60	56	30	13,103	DJIBOUTI
-	-	-	-	-	1,509	EQUATORIAL GUINEA
13	217	-	-	-	2,144	ERITREA
462	6,760	*	-	33	96,581	ETHIOPIA
34	-	-	-	-	5,995	GABON
-	-	-	-	-	2,137	GAMBIA
987	372	356	363	402	4,010	GHANA
59	5	132	553	1,290	10,526	GUINEA
503	-	-	-	-	2,979	GUINEA-BISSAU
97	145	-	-	-	2,197	IVORY COAST
1,717	1,496	2,245	809	2,664	249,414	KENYA
-	-	-	1	-	6	LESOTHO
-	-	-	-	-	44,893	LIBERIA
45	-	-	-	5	3,830	MADAGASCAR
368	17	8	-	207	5,328	MALAWI
965	316	833	6	95	2,703	MALI
-	-	-	-	-	962	MAURITANIA
-	7	-	-	-	585	MAURITIUS
2	2	-	3	1	66	MOZAMBIQUE
439	522	735	39	78	3,970	NAMIBIA
33	-	285	18	275	16,588	NIGER
74	43	3,132	3,761	3,188	74,413	NIGERIA
252	232	31	-	4	1,730	RWANDA

TOTALS MAY NOT ADD DUE TO ROUNDING

* LESS THAN $500

AS OF 30 SEP 03

FOREIGN MILITARY SALES DELIVERIES (CONTINUED)

(DOLLARS IN THOUSANDS)

	FY 1950 FY 1993	FY 1994	FY 1995	FY 1996	FY 1997	FY 1998
AFRICA (CONTINUED)						
SAO TOME & PRINCIPE	411	10	-	-	4	-
SENEGAL	13,397	2,975	523	284	1,170	3,908
SEYCHELLES	226	24	18	2	154	54
SIERRA LEONE	2,991	285	63	15	*	15
SOMALIA	151,783	-	-	-	-	-
SOUTH AFRICA	3,149	-	-	9	546	419
SUDAN	311,521	-	-	-	-	-
TANZANIA	41	32	3	-	-	-
TOGO	513	-	-	-	-	-
UGANDA	82	-	*	64	919	451
ZAMBIA	-	12	170	153	78	2
ZIMBABWE	48	265	9	77	22	145
WESTERN HEMISPHERE	7,179,902	338,590	284,773	342,568	206,596	292,385
ANTIGUA & BARBUDA	4,874	509	739	154	98	341
ARGENTINA	215,202	6,794	11,571	12,597	5,723	7,292
BAHAMAS	-	-	-	-	-	47
BARBADOS	1,950	532	359	491	252	276
BELIZE	3,093	525	118	314	314	67
BOLIVIA	15,369	62	*	371	3	469
BOLIVIA - INTL NARC	49,699	12,275	15,254	8,862	6,009	6,404
BRAZIL	515,563	25,139	24,455	29,858	37,611	43,183
CANADA	3,129,297	169,066	127,087	153,675	83,086	111,034
CHILE	181,018	4,247	4,272	2,424	2,334	2,062
COLOMBIA	204,323	18,028	28,366	43,985	18,488	61,839
COLOMBIA - INTL NARC	71,688	29,375	25,515	18,533	4,848	7,908
COSTA RICA	28,938	592	155	902	65	136
CUBA	4,510	-	-	-	-	-
DOMINICA	3,280	510	559	182	52	307
DOMINICAN REPUBLIC	28,542	1,108	1,060	418	469	324
ECUADOR	151,337	2,526	1,418	1,502	1,169	1,742
ECUADOR - INTL NARC	930	876	204	153	45	277
EL SALVADOR	806,523	25,770	17,012	16,786	5,837	5,519
GRENADA	7,574	537	653	406	173	497
GUATEMALA	58,468	-	-	-	-	-
GUYANA	-	-	22	10	47	3
HAITI	3,317	-	-	2,063	1,886	581
HONDURAS	369,521	11,384	3,993	17,212	3,640	3,842
JAMAICA	26,264	1,552	1,511	2,328	591	589
MEXICO	177,548	5,924	2,060	3,310	9,388	2,684
NICARAGUA	5,205	-	-	-	*	-
PANAMA	33,206	1,260	523	130	192	16
PARAGUAY	1,015	10	8	11	16	193
PERU	190,180	-	-	125	244	1,010

TOTALS MAY NOT ADD DUE TO ROUNDING

* LESS THAN $500

AS OF 30 SEP 03

FOREIGN MILITARY SALES DELIVERIES (CONTINUED)

(DOLLARS IN THOUSANDS)

FY 1999	FY 2000	FY 2001	FY 2002	FY 2003	FY 1950 FY 2003	
						AFRICA (CONTINUED)
7	145	64	-	-	641	SAO TOME & PRINCIPE
1,005	224	141	185	259	24,071	SENEGAL
-	9	-	320	-	807	SEYCHELLES
4	33	-	-	-	3,406	SIERRA LEONE
-	-	-	-	-	151,783	SOMALIA
371	53	206	308	848	5,908	SOUTH AFRICA
*	-	-	-	-	311,521	SUDAN
-	17	-		-	9 3	TANZANIA
-	-	-	-	138	651	TOGO
1,246	857	8	-	62	3,690	UGANDA
12	-	11	-	-	439	ZAMBIA
28	169	479	31	-	1,273	ZIMBABWE
215,583	221,656	464,201	199,228	243,603	9,989,084	WESTERN HEMISPHERE
173	138	362	2	491	7,879	ANTIGUA & BARBUDA
10,031	10,081	26,548	8,340	4,620	318,800	ARGENTINA
18	-	21	13	-	99	BAHAMAS
266	129	181	18	1	4,455	BARBADOS
159	12	20	134	99	4,854	BELIZE
-	7	910	315	134	17,641	BOLIVIA
2,614	3,581	3,706	714	1,369	110,487	BOLIVIA - INTL NARC
34,872	60,863	50,026	39,225	11,814	872,610	BRAZIL
95,661	83,737	110,423	85,187	163,676	4,311,929	CANADA
2,689	1,085	3,028	1,730	5,929	210,819	CHILE
18,420	14,333	219,341	25,693	11,010	663,826	COLOMBIA
4,572	6,240	7,793	4,355	2,943	183,769	COLOMBIA - INTL NARC
36	26	36	202	107	31,196	COSTA RICA
-	-	-	-	-	4,510	CUBA
221	62	300	6	66	5,544	DOMINICA
132	72	890	896	11,037	44,947	DOMINICAN REPUBLIC
1,314	682	1,188	1,280	1,487	165,646	ECUADOR
357	725	255	382	331	4,535	ECUADOR - INTL NARC
2,572	13,122	4,416	1,605	1,724	900,888	EL SALVADOR
116	67	271	119	74	10,487	GRENADA
-	-	-	-	-	58,468	GUATEMALA
65	-	-	397	254	798	GUYANA
508	182	400	85	6	9,028	HAITI
3,252	1,407	3,195	1,959	804	420,209	HONDURAS
134	1,122	1,078	469	579	36,217	JAMAICA
1,783	8,883	4,304	4,552	12,182	232,618	MEXICO
-	-	-	-	-	5,205	NICARAGUA
48	-	103	227	87	35,792	PANAMA
30	21	19	34	4	1,361	PARAGUAY
1,941	545	696	229	136	195,107	PERU

TOTALS MAY NOT ADD DUE TO ROUNDING

* LESS THAN $500

AS OF 30 SEP 03

FOREIGN MILITARY SALES DELIVERIES (CONTINUED)

(DOLLARS IN THOUSANDS)

	FY 1950 FY 1993	FY 1994	FY 1995	FY 1996	FY 1997	FY 1998
WESTERN HEMISPHERE (CONTINUED)						
PERU - INTL NARC	2,537	-	-	884	899	924
ST KITTS AND NEVIS	3,965	530	485	208	22	216
ST LUCIA	3,014	719	599	609	174	234
ST VINCENT + GREN.	2,790	504	552	1,366	159	289
SURINAME	1	-	-	-	-	-
TRINIDAD + TOBAGO	837	107	1,149	164	178	388
URUGUAY	27,790	967	1,411	1,599	1,177	856
VENEZUELA	850,533	17,160	13,665	20,937	21,408	30,834
NON REGIONAL	-	-	-	-	-	-
NACMA	-	-	-	-	-	-
INTERNATL. ORG. AND VARIOUS	1,771,165	54,714	55,578	80,667	66,389	100,236

TOTALS MAY NOT ADD DUE TO ROUNDING

* LESS THAN $500

AS OF 30 SEP 03

FOREIGN MILITARY SALES DELIVERIES (CONTINUED)

(DOLLARS IN THOUSANDS)

FY 1999	FY 2000	FY 2001	FY 2002	FY 2003	FY 1950 FY 2003	
						WESTERN HEMISPHERE (CONTINUED)
310	308	106	74	55	6,097	PERU - INTL NARC
148	314	312	7	92	6,298	ST KITTS AND NEVIS
201	130	323	-	13	6,015	ST LUCIA
263	54	144	42	1	6,164	ST VINCENT + GREN.
-	-	2	22	26	51	SURINAME
577	82	178	130	1	3,792	TRINIDAD + TOBAGO
398	1,034	1,576	2,888	622	40,318	URUGUAY
31,698	12,610	22,053	17,897	11,830	1,050,625	VENEZUELA
-	-	-	7	4	12	NON REGIONAL
-	-	-	7	4	12	NACMA
54,033	61,328	51,944	38,446	88,323	2,422,824	INTERNATL. ORG. AND VARIOUS

TOTALS MAY NOT ADD DUE TO ROUNDING

* LESS THAN $500

AS OF 30 SEP 03

FOREIGN MILITARY CONSTRUCTION SALES DELIVERIES

(DOLLARS IN THOUSANDS)

	FY 1950 FY 1993	FY 1994	FY 1995	FY 1996	FY 1997	FY 1998
WORLDWIDE	16,693,645	269,034	218,212	142,801	97,687	381,617
EAST ASIA AND PACIFIC	384	151	-	6	326	50
CAMBODIA	-	-	-	-	36	12
JAPAN	-	-	-	-	-	-
KOREA (SEOUL)	1	-	-	-	-	-
SINGAPORE	-	-	-	6	290	38
TAIWAN	383	151	-	-	-	-
THAILAND	-	-	-	-	-	-
NEAR EAST AND SOUTH ASIA	16,521,451	234,584	199,427	106,827	83,078	376,008
AFGHANISTAN	-	-	-	-	-	-
BAHRAIN	19,676	527	265	168	264	141
EGYPT	435,740	139,210	82,980	57,012	45,569	27,303
IRAN	594	-	-	-	-	-
ISRAEL	2,581	-	-	-	-	-
JORDAN	985	-	-	-	-	-
KUWAIT	132,460	3,555	8,220	585	488	15
LIBYA	1,344	-	-	-	-	-
MOROCCO	-	-	*	11	3	49
OMAN	1,511	-	-	-	-	-
SAUDI ARABIA	15,926,558	91,291	107,961	49,051	36,754	348,499
YEMEN	2	-	-	-	-	-
EUROPE	52,918	25,082	4,282	27,244	6,830	584
FRANCE	29	-	-	-	-	-
GERMANY	8,919	18	4,262	27,244	422	584
GREECE	9	-	-	-	-	-
KAZAKHSTAN	-	-	-	-	-	-
UNITED KINGDOM	43,960	25,064	20	-	6,408	*
AFRICA	30,603	1,740	511	2,465	1,491	826
BOTSWANA	14	2	5	4	57	90
BURUNDI	-	2	-	*	-	3
CAMEROON	*	82	80	62	70	315
CAPE VERDE	12	2	3	33	2	113
CENTRAL AFRICAN REP	129	37	9	1	*	*
CHAD	-	-	*	20	6	13
DJIBOUTI	146	321	7	95	160	7
EQUATORIAL GUINEA	19	-	-	-	-	-
ERITREA	-	-	-	-	361	31
ETHIOPIA	-	-	-	-	172	15
GABON	30	134	-	-	-	-
GAMBIA	77	1	-	-	-	-
GHANA	388	2	162	5	105	13
GUINEA	109	1	-	-	-	-

TOTALS MAY NOT ADD DUE TO ROUNDING

* LESS THAN $500

AS OF 30 SEP 03

FOREIGN MILITARY CONSTRUCTION SALES DELIVERIES

(DOLLARS IN THOUSANDS)

FY 1999	FY 2000	FY 2001	FY 2002	FY 2003	FY 1950 FY 2003	
187,573	183,219	244,208	215,610	246,381	18,879,987	WORLDWIDE
32	18	1	286	-	1,254	EAST ASIA AND PACIFIC
-	-	-	-	-	48	CAMBODIA
-	-	-	286	-	286	JAPAN
-	-	-	-	-	1	KOREA (SEOUL)
*	1	1	-	-	336	SINGAPORE
-	-	-	-	-	533	TAIWAN
32	18	*	-	-	50	THAILAND
152,918	174,825	179,695	210,700	237,524	18,477,037	NEAR EAST AND SOUTH ASIA
-	-	-	-	20,072	20,072	AFGHANISTAN
25	6	43	*	-	21,116	BAHRAIN
61,946	93,341	48,942	43,371	95,909	1,131,323	EGYPT
-	-	-	-	-	594	IRAN
-	315	9,939	76,140	63,815	152,791	ISRAEL
-	-	-	-	-	985	JORDAN
2,435	352	64	*	7	148,181	KUWAIT
-	-	-	-	-	1,344	LIBYA
63	2,985	5,991	332	-	9,434	MOROCCO
-	-	-	-	-	1,511	OMAN
88,449	77,825	114,715	90,857	57,721	16,989,682	SAUDI ARABIA
-	-	-	-	-	2	YEMEN
29,845	5,298	60,143	820	4,209	217,253	EUROPE
-	-	-	-	-	29	FRANCE
28,235	5,298	60,143	769	152	136,045	GERMANY
-	-	-	-	-	9	GREECE
-	-	-	51	1,957	2,008	KAZAKHSTAN
1,609	-	-	-	2,099	79,162	UNITED KINGDOM
1,051	854	602	1,437	350	41,930	AFRICA
10	14	-	-	-	194	BOTSWANA
-	-	-	-	-	5	BURUNDI
56	33	20	79	7	803	CAMEROON
40	8	16	1	35	266	CAPE VERDE
1	30	30	2	4	243	CENTRAL AFRICAN REP
2	60	208	123	15	447	CHAD
2	3	-	55	-	796	DJIBOUTI
-	-	-	-	-	19	EQUATORIAL GUINEA
410	458	-	-	-	1,260	ERITREA
3	-	-	-	-	189	ETHIOPIA
-	-	-	-	-	164	GABON
-	-	-	-	-	77	GAMBIA
186	152	41	104	89	1,246	GHANA
-	-	-	-	-	110	GUINEA

TOTALS MAY NOT ADD DUE TO ROUNDING

* LESS THAN $500

AS OF 30 SEP 03

FOREIGN MILITARY CONSTRUCTION SALES DELIVERIES (CONTINUED)

(DOLLARS IN THOUSANDS)

	FY 1950 FY 1993	FY 1994	FY 1995	FY 1996	FY 1997	FY 1998
AFRICA (CONTINUED)						
IVORY COAST	648	1	2	41	24	106
KENYA	59	-	-	3	390	2
LESOTHO	5	23	3	39	67	20
LIBERIA	7,300	-	-	-	-	-
MADAGASCAR	176	1	-	-	-	-
MALAWI	236	*	39	*	*	*
MALI	44	64	4	*	*	-
MAURITANIA	326	-	-	-	-	-
MOZAMBIQUE	-	-	-	-	-	-
NIGER	991	987	135	1,997	-	-
NIGERIA	-	-	-	-	-	-
RWANDA	99	6	-	-	-	2
SENEGAL	2,428	35	13	123	50	92
SEYCHELLES	-	-	13	*	15	4
SIERRA LEONE	530	41	37	-	-	-
SOMALIA	350	-	-	-	-	-
SUDAN	16,484	-	-	-	-	-
TOGO	2	-	-	-	-	-
UGANDA	-	-	*	42	11	*
WESTERN HEMISPHERE	88,290	7,477	13,992	6,259	5,963	4,148
ANTIGUA & BARBUDA	-	-	-	20	-	-
ARGENTINA	-	-	-	-	-	-
BARBADOS	246	80	13	45	44	238
BOLIVIA - INTL NARC	5,636	1,441	2,100	1,334	777	521
CANADA	519	-	-	-	-	-
COLOMBIA	35	209	1,644	61	107	547
COLOMBIA - INTL NARC	2,385	2,024	2,515	565	1,640	585
COSTA RICA	635	117	-	-	-	-
ECUADOR	-	-	-	-	-	-
ECUADOR - INTL NARC	-	-	67	14	896	68
EL SALVADOR	48,113	2,338	2,115	2,284	1,126	1,431
GUATEMALA	2,021	-	-	-	-	-
HAITI	-	-	-	-	-	-
HONDURAS	21,410	1,269	5,537	1,936	1,374	759
MEXICO	7,203	-	-	-	-	-
PANAMA	-	-	-	-	-	-
ST VINCENT + GREN.	85	-	-	-	-	-
INTERNATL. ORG. AND VARIOUS	-	-	-	-	-	*

TOTALS MAY NOT ADD DUE TO ROUNDING

* LESS THAN $500

AS OF 30 SEP 03

FOREIGN MILITARY CONSTRUCTION SALES DELIVERIES (CONTINUED)

(DOLLARS IN THOUSANDS)

FY 1999	FY 2000	FY 2001	FY 2002	FY 2003	FY 1950 FY 2003	
						AFRICA (CONTINUED)
12	11	-	-	-	845	IVORY COAST
3	52	32	*	-	541	KENYA
2	3	7	18	-	187	LESOTHO
-	-	-	-	-	7,300	LIBERIA
-	-	-	-	-	177	MADAGASCAR
203	17	-	-	-	496	MALAWI
1	1	1	-	-	115	MALI
-	-	-	-	-	326	MAURITANIA
-	-	2	110	38	150	MOZAMBIQUE
-	-	20	324	24	4,478	NIGER
-	-	-	-	52	52	NIGERIA
-	-	*	574	25	706	RWANDA
115	6	64	47	61	3,034	SENEGAL
-	3	-	-	-	35	SEYCHELLES
-	-	-	-	-	608	SIERRA LEONE
-	-	-	-	-	350	SOMALIA
-	-	-	-	-	16,484	SUDAN
-	-	-	-	-	2	TOGO
6	4	160	-	-	225	UGANDA
3,668	2,224	3,767	2,367	4,299	142,453	WESTERN HEMISPHERE
38	23	163	-	-	244	ANTIGUA & BARBUDA
-	4	67	34	346	452	ARGENTINA
-	-	-	-	-	665	BARBADOS
60	224	146	1	48	12,288	BOLIVIA - INTL NARC
-	-	-	-	-	519	CANADA
408	110	*	*	-	3,122	COLOMBIA
157	991	2,550	2,184	368	15,964	COLOMBIA - INTL NARC
-	-	-	-	-	752	COSTA RICA
-	-	-	120	3,383	3,503	ECUADOR
15	-	-	10	-	1,070	ECUADOR - INTL NARC
1,660	523	316	-	59	59,965	EL SALVADOR
-	-	-	-	-	2,021	GUATEMALA
-	40	294	-	-	333	HAITI
1,330	310	198	-	94	34,217	HONDURAS
-	-	-	-	-	7,203	MEXICO
-	-	32	17	-	50	PANAMA
-	-	-	-	-	85	ST VINCENT + GREN.
59	*	-	-	-	59	INTERNATL. ORG. AND VARIOUS

TOTALS MAY NOT ADD DUE TO ROUNDING

* LESS THAN $500

AS OF 30 SEP 03

PAGE INTENTIONALLY LEFT BLANK

FOREIGN MILITARY FINANCING PROGRAM
(Dollars in Billions)

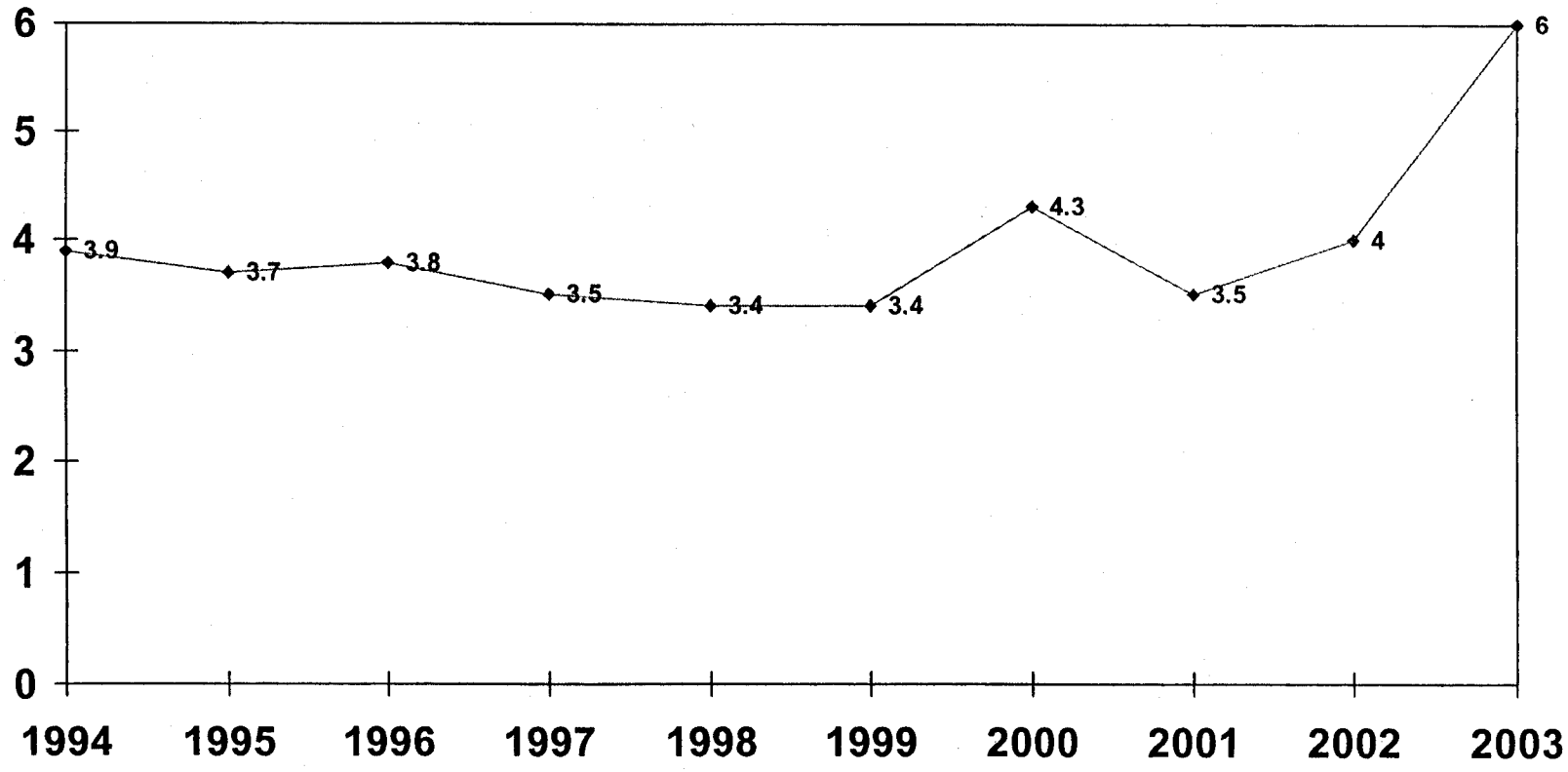

FOREIGN MILITARY FINANCING PROGRAM

(DOLLARS IN THOUSANDS)

	FY 1950 FY 1993	FY 1994	FY 1995	FY 1996	FY 1997	C/ FY 1998
WORLDWIDE	79,595,565	3,917,203	3,712,246	3,836,343	3,530,286	3,419,707
PAYMENT WAIVED	39,794,564	3,147,703	3,154,561	3,292,343	3,232,786	3,319,707
DOD DIRECT	11,992,501	769,500	557,685	544,000	297,500	100,000
DOD GUARANTY	27,808,500	-	-	-	-	-
EAST ASIA AND PACIFIC	4,999,704	750	1,300	2,500	1,000	-
PAYMENT WAIVED	368,955	750	1,300	2,500	1,000	-
DOD DIRECT	1,123,949	-	-	-	-	-
DOD GUARANTY	3,506,800	-	-	-	-	-
AUSTRALIA	115,586	-	-	-	-	-
DOD DIRECT	115,586	-	-	-	-	-
CAMBODIA	-	750	1,300	2,000	1,000	-
PAYMENT WAIVED	-	750	1,300	2,000	1,000	-
EAST TIMOR	-	-	-	-	-	-
PAYMENT WAIVED	-	-	-	-	-	-
FIJI	-	-	-	-	-	-
PAYMENT WAIVED	-	-	-	-	-	-
INDONESIA	377,340	-	-	-	-	-
DOD DIRECT	84,140	-	-	-	-	-
DOD GUARANTY	293,200	-	-	-	-	-
JAPAN	34,772	-	-	-	-	-
DOD DIRECT	34,772	-	-	-	-	-
KOREA (SEOUL)	2,348,573	-	-	-	-	-
DOD DIRECT	454,390	-	-	-	-	-
DOD GUARANTY	1,894,183	-	-	-	-	-
LAOS	-	-	-	500	-	-
PAYMENT WAIVED	-	-	-	500	-	-
MALAYSIA	176,910	-	-	-	-	-
PAYMENT WAIVED	-	-	-	-	-	-
DOD DIRECT	38,07 A/	-	-	-	-	-
DOD GUARANTY	138,838	-	-	-	-	-
MONGOLIA	-	-	-	-	-	-
PAYMENT WAIVED	-	-	-	-	-	-

TOTALS MAY NOT ADD DUE TO ROUNDING

* LESS THAN $500

AS OF 30 SEP 03

FOREIGN MILITARY FINANCING PROGRAM

(DOLLARS IN THOUSANDS)

FY 1999	FY 2000	FY 2001	FY 2002	FY 2003	FY 1950 FY 2003		
3,370,240	4,332,802	3,535,429	4,039,500	5,955,770	119,245,091	D/	WORLDWIDE
3,370,240	4,332,802	3,535,429	4,039,500	5,955,770	77,175,405		PAYMENT WAIVED
-	-	-	-	-	14,261,186		DOD DIRECT
-	-	-	-	-	27,808,500		DOD GUARANTY
1,500	2,137	7,416	48,800	55,190	5,120,297		EAST ASIA AND PACIFIC
1,500	2,137	7,416	48,800	55,190	489,548		PAYMENT WAIVED
-	-	-	-	-	1,123,949		DOD DIRECT
-	-	-	-	-	3,506,800		DOD GUARANTY
-	-	-	-	-	115,586		AUSTRALIA
-	-	-	-	-	115,586		DOD DIRECT
-	-	-	-	-	5,050		CAMBODIA
-	-	-	-	-	5,050		PAYMENT WAIVED
-	-	-	-	1,990	1,990		EAST TIMOR
-	-	-	-	1,990	1,990		PAYMENT WAIVED
500	350	-	-	-	850		FIJI
500	350	-	-	-	850		PAYMENT WAIVED
-	-	-	-	-	377,340		INDONESIA
-	-	-	-	-	84,140		DOD DIRECT
-	-	-	-	-	293,200		DOD GUARANTY
-	-	-	-	-	34,772		JAPAN
-	-	-	-	-	34,772		DOD DIRECT
-	-	-	-	-	2,348,573		KOREA (SEOUL)
-	-	-	-	-	454,390		DOD DIRECT
-	-	-	-	-	1,894,183		DOD GUARANTY
-	-	-	-	-	500		LAOS
-	-	-	-	-	500		PAYMENT WAIVED
-	-	348	-	-	177,258		MALAYSIA
-	-	348	-	-	348		PAYMENT WAIVED
-	-	-	-	-	38,071		DOD DIRECT
-	-	-	-	-	138,838		DOD GUARANTY
-	350	2,332	2,000	1,340	6,022		MONGOLIA
-	350	2,332	2,000	1,340	6,022		PAYMENT WAIVED

TOTALS MAY NOT ADD DUE TO ROUNDING

* LESS THAN $500

AS OF 30 SEP 03

FOREIGN MILITARY FINANCING PROGRAM (CONTINUED)

(DOLLARS IN THOUSANDS)

	FY 1950 FY 1993	FY 1994	FY 1995	FY 1996	FY 1997	FY 1998
EAST ASIA AND PACIFIC (CONTINUED)						
NEW ZEALAND	1,492	-	-	-	-	-
DOD DIRECT	1,492	-	-	-	-	-
REP OF PHILIPPINES	710,038	-	-	-	-	-
PAYMENT WAIVED	365,938 A/	-	-	-	-	-
DOD DIRECT	8,600 B/	-	-	-	-	-
DOD GUARANTY	335,500	-	-	-	-	-
SINGAPORE	17,221	-	-	-	-	-
DOD GUARANTY	17,221	-	-	-	-	-
TAIWAN	547,726	-	-	-	-	-
DOD DIRECT	187,866	-	-	-	-	-
DOD GUARANTY	359,860	-	-	-	-	-
THAILAND	670,047	-	-	-	-	-
PAYMENT WAIVED	3,017	-	-	-	-	-
DOD DIRECT	199,031	-	-	-	-	-
DOD GUARANTY	467,999	-	-	-	-	-
UNTAET	-	-	-	-	-	-
PAYMENT WAIVED	-	-	-	-	-	-
NEAR EAST AND SOUTH ASIA	56,828,891	3,109,000	3,107,300	3,200,300	3,130,045	3,152,050
PAYMENT WAIVED	36,263,818	3,109,000	3,107,300	3,200,300	3,130,045	3,152,050
DOD DIRECT	3,585,294	-	-	-	-	-
DOD GUARANTY	16,979,779	-	-	-	-	-
AFGHANISTAN	-	-	-	-	-	-
PAYMENT WAIVED	-	-	-	-	-	-
BAHRAIN	1,500	-	-	-	-	-
PAYMENT WAIVED	1,500	-	-	-	-	-
BANGLADESH	-	-	-	-	-	1,250
PAYMENT WAIVED	-	-	-	-	-	1,250
EGYPT E/	17,153,510	1,300,000	1,300,000	1,300,000	1,300,000	1,300,000
PAYMENT WAIVED	12,603,510	1,300,000	1,300,000	1,300,000	1,300,000	1,300,000
DOD GUARANTY	4,550,000	-	-	-	-	-
INDIA	27,310	-	-	-	-	-
PAYMENT WAIVED	-	-	-	-	-	-
DOD DIRECT	27,310	-	-	-	-	-

TOTALS MAY NOT ADD DUE TO ROUNDING

* LESS THAN $500

AS OF 30 SEP 03

FOREIGN MILITARY FINANCING PROGRAM (CONTINUED)

(DOLLARS IN THOUSANDS)

FY 1999	FY 2000	FY 2001	FY 2002	FY 2003	FY 1950 FY 2003	
						EAST ASIA AND PACIFIC (CONTINUED)
-	-	-	-	-	1,492	NEW ZEALAND
-	-	-	-	-	1,492	DOD DIRECT
1,000	1,437	2,342	44,000	49,870	808,687	REP OF PHILIPPINES
1,000	1,437	2,342	44,000	49,870	464,587	PAYMENT WAIVED
-	-	-	-	-	8,600	DOD DIRECT
-	-	-	-	-	335,500	DOD GUARANTY
-	-	-	-	-	17,221	SINGAPORE
-	-	-	-	-	17,221	DOD GUARANTY
-	-	-	-	-	547,726	TAIWAN
-	-	-	-	-	187,866	DOD DIRECT
-	-	-	-	-	359,860	DOD GUARANTY
-	-	598	1,800	1,990	674,435	THAILAND
-	-	598	1,800	1,990	7,405	PAYMENT WAIVED
-	-	-	-	-	199,031	DOD DIRECT
-	-	-	-	-	467,999	DOD GUARANTY
-	-	1,796	1,000	-	2,796	UNTAET
-	-	1,796	1,000	-	2,796	PAYMENT WAIVED
3,263,200	4,249,415	3,354,204	3,669,200	5,583,550	92,647,155	NEAR EAST AND SOUTH ASIA
3,263,200	4,249,415	3,354,204	3,669,200	5,583,550	72,082,082	PAYMENT WAIVED
-	-	-	-	-	3,585,294	DOD DIRECT
-	-	-	-	-	16,979,779	DOD GUARANTY
-	-	-	50,000	191,000	241,000	AFGHANISTAN
-	-	-	50,000	191,000	241,000	PAYMENT WAIVED
-	-	-	28,500	90,000	120,000	BAHRAIN
-	-	-	28,500	90,000	120,000	PAYMENT WAIVED
800	-	-	-	-	2,050	BANGLADESH
800	-	-	-	-	2,050	PAYMENT WAIVED
1,300,000	1,300,000	1,297,140	1,300,000	1,291,550	30,142,200	EGYPT E/
1,300,000	1,300,000	1,297,140	1,300,000	1,291,550	25,592,200	PAYMENT WAIVED
-	-	-	-	-	4,550,000	DOD GUARANTY
-	-	-	800	-	28,110	INDIA
-	-	-	800	-	800	PAYMENT WAIVED
-	-	-	-	-	27,310	DOD DIRECT

TOTALS MAY NOT ADD DUE TO ROUNDING

* LESS THAN $500

AS OF 30 SEP 03

FOREIGN MILITARY FINANCING PROGRAM (CONTINUED)

(DOLLARS IN THOUSANDS)

	FY 1950 FY 1993	FY 1994	FY 1995	FY 1996	FY 1997	FY 1998
NEAR EAST AND SOUTH ASIA (CONTINUED)						
IRAN	496,407	-	-	-	-	-
DOD DIRECT	175,705	-	-	-	-	-
DOD GUARANTY	320,701	-	-	-	-	-
ISRAEL E/F/	34,019,104	1,800,000	1,800,000	1,800,000	1,800,000	1,800,000
PAYMENT WAIVED	22,814,860	1,800,000	1,800,000	1,800,000	1,800,000	1,800,000
DOD DIRECT	1,667,103	-	-	-	-	-
DOD GUARANTY	9,537,142	-	-	-	-	-
JORDAN	1,004,479	9,000	7,300	100,300	30,045	50,000
PAYMENT WAIVED	126,794	9,000	7,300	100,300	30,045	50,000
DOD DIRECT	227,048	-	-	-	-	-
DOD GUARANTY	650,637	-	-	-	-	-
LEBANON	243,668	-	-	-	-	-
DOD DIRECT	9,168	-	-	-	-	-
DOD GUARANTY	234,500	-	-	-	-	-
MOROCCO	665,952	-	-	-	-	-
PAYMENT WAIVED	196,415	-	-	-	-	-
DOD DIRECT	101,787	-	-	-	-	-
DOD GUARANTY	367,750	-	-	-	-	-
NEPAL	-	-	-	-	-	800
PAYMENT WAIVED	-	-	-	-	-	800
OMAN	203,640	-	-	-	-	-
PAYMENT WAIVED	4,500	-	-	-	-	-
DOD DIRECT	49,140	-	-	-	-	-
DOD GUARANTY	150,000	-	-	-	-	-
PAKISTAN	2,190,526	-	-	-	-	-
PAYMENT WAIVED	444,369	-	-	-	-	-
DOD DIRECT	1,184,311	-	-	-	-	-
DOD GUARANTY	561,847	-	-	-	-	-
SAUDI ARABIA	254,167	-	-	-	-	-
DOD DIRECT	65,222	-	-	-	-	-
DOD GUARANTY	188,945	-	-	-	-	-
SRI LANKA	2,308	-	-	-	-	-
DOD DIRECT	308	-	-	-	-	-
DOD GUARANTY	2,000	-	-	-	-	-

TOTALS MAY NOT ADD DUE TO ROUNDING

* LESS THAN $500

AS OF 30 SEP 03

FOREIGN MILITARY FINANCING PROGRAM (CONTINUED)

(DOLLARS IN THOUSANDS)

FY 1999	FY 2000	FY 2001	FY 2002	FY 2003	FY 1950 FY 2003	
						NEAR EAST AND SOUTH ASIA (CONTINUED)
-	-	-	-	-	496,407	IRAN
-	-	-	-	-	175,705	DOD DIRECT
-	-	-	-	-	320,701	DOD GUARANTY
1,860,000	2,820,000	1,975,644	2,040,000	3,086,350	54,801,098	ISRAEL E/F/
1,860,000	2,820,000	1,975,644	2,040,000	3,086,350	43,596,854	PAYMENT WAIVED
-	-	-	-	-	1,667,103	DOD DIRECT
-	-	-	-	-	9,537,142	DOD GUARANTY
95,900	124,915	74,835	100,000	604,000	2,200,774	JORDAN
95,900	124,915	74,835	100,000	604,000	1,323,089	PAYMENT WAIVED
-	-	-	-	-	227,048	DOD DIRECT
-	-	-	-	-	650,637	DOD GUARANTY
-	-	-	-	-	243,668	LEBANON
-	-	-	-	-	9,168	DOD DIRECT
-	-	-	-	-	234,500	DOD GUARANTY
4,000	1,500	2,495	3,500	5,200	682,647	MOROCCO
4,000	1,500	2,495	3,500	5,200	213,110	PAYMENT WAIVED
-	-	-	-	-	101,787	DOD DIRECT
-	-	-	-	-	367,750	DOD GUARANTY
500	-	597	22,000	3,150	27,047	NEPAL
500	-	597	22,000	3,150	27,047	PAYMENT WAIVED
-	-	-	25,000	81,000	309,640	OMAN
-	-	-	25,000	81,000	110,500	PAYMENT WAIVED
-	-	-	-	-	49,140	DOD DIRECT
-	-	-	-	-	150,000	DOD GUARANTY
-	-	-	75,000	224,500	2,490,026	PAKISTAN
-	-	-	75,000	224,500	743,869	PAYMENT WAIVED
-	-	-	-	-	1,184,311	DOD DIRECT
-	-	-	-	-	561,847	DOD GUARANTY
-	-	-	-	-	254,167	SAUDI ARABIA
-	-	-	-	-	65,222	DOD DIRECT
-	-	-	-	-	188,945	DOD GUARANTY
-	-	-	-	-	2,308	SRI LANKA
-	-	-	-	-	308	DOD DIRECT
-	-	-	-	-	2,000	DOD GUARANTY

TOTALS MAY NOT ADD DUE TO ROUNDING

* LESS THAN $500

AS OF 30 SEP 03

FOREIGN MILITARY FINANCING PROGRAM (CONTINUED)

(DOLLARS IN THOUSANDS)

	FY 1950 FY 1993	FY 1994	FY 1995	FY 1996	FY 1997	FY 1998
NEAR EAST AND SOUTH ASIA (CONTINUED)						
TUNISIA	554,063	-	-	-	-	-
PAYMENT WAIVED	71,871	-	-	-	-	-
DOD DIRECT	78,192 A/	-	-	-	-	-
DOD GUARANTY	404,000	-	-	-	-	-
YEMEN	12,257	-	-	-	-	-
PAYMENT WAIVED	-	-	-	-	-	-
DOD GUARANTY	12,257	-	-	-	-	-
EUROPE	15,084,550	769,500	560,803	597,850	364,809	244,957
PAYMENT WAIVED	2,358,726	-	3,118	53,850	67,309	144,957
DOD DIRECT	6,646,824	769,500	557,685	544,000	297,500	100,000
DOD GUARANTY	6,079,000	-	-	-	-	-
ALBANIA	-	-	-	2,525	100	1,700
PAYMENT WAIVED	-	-	-	2,525	100	1,700
ARMENIA	-	-	-	-	-	-
PAYMENT WAIVED	-	-	-	-	-	-
AUSTRIA	15,713	-	-	-	-	-
DOD DIRECT	15,713	-	-	-	-	-
AZERBAIJAN	-	-	-	-	-	-
PAYMENT WAIVED	-	-	-	-	-	-
BELGIUM	7,793	-	-	-	-	-
DOD DIRECT	7,793	-	-	-	-	-
BOSNIA-HERZEGOVINA	-	-	-	-	-	-
PAYMENT WAIVED	-	-	-	-	-	-
BULGARIA	-	-	-	4,275	3,000	4,200
PAYMENT WAIVED	-	-	-	4,275	3,000	4,200
CROATIA	-	-	-	-	-	-
PAYMENT WAIVED	-	-	-	-	-	-
CZECH REPUBLIC	-	-	-	8,900	9,087	16,250
PAYMENT WAIVED	-	-	-	8,900	9,087	16,250
ESTONIA	-	-	706	1,500	1,500	8,300
PAYMENT WAIVED	-	-	706	1,500	1,500	8,300

TOTALS MAY NOT ADD DUE TO ROUNDING * LESS THAN $500

AS OF 30 SEP 03

FOREIGN MILITARY FINANCING PROGRAM (CONTINUED)

(DOLLARS IN THOUSANDS)

FY 1999	FY 2000	FY 2001	FY 2002	FY 2003	FY 1950 FY 2003	
						NEAR EAST AND SOUTH ASIA (CONTINUED)
2,000	3,000	3,493	4,400	4,900	571,856	TUNISIA
2,000	3,000	3,493	4,400	4,900	89,664	PAYMENT WAIVED
-	-	-	-	-	78,192	DOD DIRECT
-	-	-	-	-	404,000	DOD GUARANTY
-	-	-	20,000	1,900	34,157	YEMEN
-	-	-	20,000	1,900	21,900	PAYMENT WAIVED
-	-	-	-	-	12,257	DOD GUARANTY
90,700	67,000	148,330	275,000	254,040	18,457,540	EUROPE
90,700	67,000	148,330	275,000	254,040	3,463,030	PAYMENT WAIVED
-	-	-	-	-	8,915,509	DOD DIRECT
-	-	-	-	-	6,079,000	DOD GUARANTY
4,000	1,600	8,631	4,000	7,900	30,456	ALBANIA
4,000	1,600	8,631	4,000	7,900	30,456	PAYMENT WAIVED
-	-	-	4,000	5,000	9,000	ARMENIA
-	-	-	4,000	5,000	9,000	PAYMENT WAIVED
-	-	-	-	-	15,713	AUSTRIA
-	-	-	-	-	15,713	DOD DIRECT
-	-	-	4,000	5,000	9,000	AZERBAIJAN
-	-	-	4,000	5,000	9,000	PAYMENT WAIVED
-	-	-	-	-	7,793	BELGIUM
-	-	-	-	-	7,793	DOD DIRECT
4,000	-	5,986	2,250	2,400	14,636	BOSNIA-HERZEGOVINA
4,000	-	5,986	2,250	2,400	14,636	PAYMENT WAIVED
9,400	5,000	13,470	8,500	19,000	66,845	BULGARIA
9,400	5,000	13,470	8,500	19,000	66,845	PAYMENT WAIVED
-	4,000	3,991	5,000	5,500	18,491	CROATIA
-	4,000	3,991	5,000	5,500	18,491	PAYMENT WAIVED
7,100	6,000	8,981	10,000	25,900	92,218	CZECH REPUBLIC
7,100	6,000	8,981	10,000	25,900	92,218	PAYMENT WAIVED
4,700	4,000	6,186	6,250	9,250	42,392	ESTONIA
4,700	4,000	6,186	6,250	9,250	42,392	PAYMENT WAIVED

TOTALS MAY NOT ADD DUE TO ROUNDING

* LESS THAN $500

AS OF 30 SEP 03

FOREIGN MILITARY FINANCING PROGRAM (CONTINUED)

(DOLLARS IN THOUSANDS)

	FY 1950 FY 1993	FY 1994	FY 1995	FY 1996	FY 1997	FY 1998
EUROPE (CONTINUED)						
FRANCE	80,392	-	-	-	-	-
DOD DIRECT	80,392	-	-	-	-	-
GEORGIA	-	-	-	-	700	5,350
PAYMENT WAIVED	-	-	-	-	700	5,350
GREECE	5,504,245	283,500	229,635	224,000	122,500	-
PAYMENT WAIVED	89,871	-	-	-	-	-
DOD DIRECT	3,338,774	283,500	229,635	224,000	122,500	-
DOD GUARANTY	2,075,600	-	-	-	-	-
HUNGARY	250	-	-	3,200	10,087	16,600
PAYMENT WAIVED	250	-	-	3,200	10,087	16,600
ITALY	292	-	-	-	-	-
DOD DIRECT	292	-	-	-	-	-
KAZAKHSTAN	-	-	-	-	1,500	2,250
PAYMENT WAIVED	-	-	-	-	1,500	2,250
KYRGYZSTAN	-	-	-	-	800	1,350
PAYMENT WAIVED	-	-	-	-	800	1,350
LATVIA	-	-	706	1,500	1,500	6,950
PAYMENT WAIVED	-	-	706	1,500	1,500	6,950
LITHUANIA	-	-	706	1,500	1,500	6,950
PAYMENT WAIVED	-	-	706	1,500	1,500	6,950
MACEDONIA (FYROM)	-	-	-	750	1,648	19,257
PAYMENT WAIVED	-	-	-	750	1,648	19,257
MALTA	-	-	-	-	-	-
PAYMENT WAIVED	-	-	-	-	-	-
MOLDOVA	-	-	-	-	800	3,450
PAYMENT WAIVED	-	-	-	-	800	3,450
NETHERLANDS	2,200	-	-	-	-	-
DOD DIRECT	2,200	-	-	-	-	-
POLAND	-	-	1,000	16,475	12,587	124,700
PAYMENT WAIVED	-	-	1,000	16,475	12,587	24,700
DOD DIRECT	-	-	-	-	-	100,000

TOTALS MAY NOT ADD DUE TO ROUNDING * LESS THAN $500

FOREIGN MILITARY FINANCING PROGRAM (CONTINUED)

(DOLLARS IN THOUSANDS)

FY 1999	FY 2000	FY 2001	FY 2002	FY 2003	FY 1950 FY 2003	
						EUROPE (CONTINUED)
-	-	-	-	-	80,392	FRANCE
-	-	-	-	-	80,392	DOD DIRECT
7,950	3,000	4,490	55,500	6,900	83,890	GEORGIA
7,950	3,000	4,490	55,500	6,900	83,890	PAYMENT WAIVED
-	-	-	-	-	6,363,880	GREECE
-	-	-	-	-	89,871	PAYMENT WAIVED
-	-	-	-	-	4,198,409	DOD DIRECT
-	-	-	-	-	2,075,600	DOD GUARANTY
7,100	6,000	8,981	10,000	18,900	81,118	HUNGARY
7,100	6,000	8,981	10,000	18,900	81,118	PAYMENT WAIVED
-	-	-	-	-	292	ITALY
-	-	-	-	-	292	DOD DIRECT
1,800	1,500	1,896	4,750	2,900	16,596	KAZAKHSTAN
1,800	1,500	1,896	4,750	2,900	16,596	PAYMENT WAIVED
1,550	1,000	1,846	11,000	3,900	21,446	KYRGYZSTAN
1,550	1,000	1,846	11,000	3,900	21,446	PAYMENT WAIVED
4,700	4,000	5,188	6,250	9,650	40,444	LATVIA
4,700	4,000	5,188	6,250	9,650	40,444	PAYMENT WAIVED
4,700	4,600	6,486	6,593	10,500	43,535	LITHUANIA
4,700	4,600	6,486	6,593	10,500	43,535	PAYMENT WAIVED
6,000	-	13,619	10,500	11,900	63,674	MACEDONIA (FYROM)
6,000	-	13,619	10,500	11,900	63,674	PAYMENT WAIVED
300	450	2,993	-	5,000	8,743	MALTA
300	450	2,993	-	5,000	8,743	PAYMENT WAIVED
1,250	1,250	1,795	1,250	1,000	10,795	MOLDOVA
1,250	1,250	1,795	1,250	1,000	10,795	PAYMENT WAIVED
-	-	-	-	-	2,200	NETHERLANDS
-	-	-	-	-	2,200	DOD DIRECT
6,600	8,000	12,274	12,000	27,900	221,536	POLAND
6,600	8,000	12,274	12,000	27,900	121,536	PAYMENT WAIVED
-	-	-	-	-	100,000	DOD DIRECT

TOTALS MAY NOT ADD DUE TO ROUNDING

* LESS THAN $500

AS OF 30 SEP 03

FOREIGN MILITARY FINANCING PROGRAM (CONTINUED)

(DOLLARS IN THOUSANDS)

	FY 1950 FY 1993	FY 1994	FY 1995	FY 1996	FY 1997	FY 1998
EUROPE (CONTINUED)						
PORTUGAL	717,700	81,000	-	-	-	-
PAYMENT WAIVED	384,635	-	-	-	-	-
DOD DIRECT	190,565	81,000	-	-	-	-
DOD GUARANTY	142,500	-	-	-	-	-
ROMANIA	-	-	-	9,275	6,500	13,900
PAYMENT WAIVED	-	-	-	9,275	6,500	13,900
RUSSIA	-	-	-	-	2,250	2,250
PAYMENT WAIVED	-	-	-	-	2,250	2,250
SLOVAKIA	-	-	-	3,550	6,000	3,200
PAYMENT WAIVED	-	-	-	3,550	6,000	3,200
SLOVENIA	-	-	-	400	1,000	2,500
PAYMENT WAIVED	-	-	-	400	1,000	2,500
SPAIN	2,415,100	-	-	-	-	-
DOD DIRECT	890,100	-	-	-	-	-
DOD GUARANTY	1,525,000	-	-	-	-	-
TAJIKISTAN	-	-	-	-	-	-
PAYMENT WAIVED	-	-	-	-	-	-
TURKEY	6,340,865	405,000	328,050	320,000	175,000	-
PAYMENT WAIVED	1,883,970	-	-	-	-	-
DOD DIRECT	2,120,995 A/	405,000	328,050	320,000	175,000	-
DOD GUARANTY	2,335,900	-	-	-	-	-
TURKMENISTAN	-	-	-	-	500	450
PAYMENT WAIVED	-	-	-	-	500	450
UKRAINE	-	-	-	-	5,250	3,800
PAYMENT WAIVED	-	-	-	-	5,250	3,800
UZBEKISTAN	-	-	-	-	1,000	1,550
PAYMENT WAIVED	-	-	-	-	1,000	1,550
AFRICA	701,142	1,385	1,330	9,043	9,249	17,350
PAYMENT WAIVED	115,730	1,385	1,330	9,043	9,249	17,350
DOD DIRECT	147,734	-	-	-	-	-
DOD GUARANTY	437,677	-	-	-	-	-

TOTALS MAY NOT ADD DUE TO ROUNDING

* LESS THAN $500

AS OF 30 SEP 03

FOREIGN MILITARY FINANCING PROGRAM (CONTINUED)

(DOLLARS IN THOUSANDS)

FY 1999	FY 2000	FY 2001	FY 2002	FY 2003	FY 1950 FY 2003	
						EUROPE (CONTINUED)
-	-	-	-	-	798,700	PORTUGAL
-	-	-	-	-	384,635	PAYMENT WAIVED
-	-	-	-	-	271,565	DOD DIRECT
-	-	-	-	-	142,500	DOD GUARANTY
6,500	6,200	16,962	9,000	24,900	93,237	ROMANIA
6,500	6,200	16,962	9,000	24,900	93,237	PAYMENT WAIVED
-	-	-	-	-	4,500	RUSSIA
-	-	-	-	-	4,500	PAYMENT WAIVED
3,200	2,800	11,135	8,250	14,500	52,635	SLOVAKIA
3,200	2,800	11,135	8,250	14,500	52,635	PAYMENT WAIVED
2,600	2,000	5,487	4,000	4,000	21,987	SLOVENIA
2,600	2,000	5,487	4,000	4,000	21,987	PAYMENT WAIVED
-	-	-	-	-	2,415,100	SPAIN
-	-	-	-	-	890,100	DOD DIRECT
-	-	-	-	-	1,525,000	DOD GUARANTY
-	-	-	3,700	-	3,700	TAJIKISTAN
-	-	-	3,700	-	3,700	PAYMENT WAIVED
-	-	-	48,000	17,350	7,634,265	TURKEY
-	-	-	48,000	17,350	1,949,320	PAYMENT WAIVED
-	-	-	-	-	3,349,045	DOD DIRECT
-	-	-	-	-	2,335,900	DOD GUARANTY
600	600	699	-	690	3,539	TURKMENISTAN
600	600	699	-	690	3,539	PAYMENT WAIVED
5,000	3,250	4,789	4,000	5,500	31,589	UKRAINE
5,000	3,250	4,789	4,000	5,500	31,589	PAYMENT WAIVED
1,650	1,750	2,445	36,207	8,600	53,202	UZBEKISTAN
1,650	1,750	2,445	36,207	8,600	53,202	PAYMENT WAIVED
8,200	10,250	18,697	34,300	28,550	839,496	AFRICA
8,200	10,250	18,697	34,300	28,550	254,084	PAYMENT WAIVED
-	-	-	-	-	147,734	DOD DIRECT
-	-	-	-	-	437,677	DOD GUARANTY

TOTALS MAY NOT ADD DUE TO ROUNDING

* LESS THAN $500

AS OF 30 SEP 03

FOREIGN MILITARY FINANCING PROGRAM (CONTINUED)

(DOLLARS IN THOUSANDS)

	FY 1950 FY 1993	FY 1994	FY 1995	FY 1996	FY 1997	FY 1998
AFRICA (CONTINUED)						
ANGOLA	-	-	-	2,000	-	-
PAYMENT WAIVED	-	-	-	2,000	-	-
BENIN	327	-	-	-	-	3,200
PAYMENT WAIVED	327	-	-	-	-	3,200
BOTSWANA	23,396	-	-	-	-	-
PAYMENT WAIVED	5,396	-	-	-	-	-
DOD DIRECT	5,000	-	-	-	-	-
DOD GUARANTY	13,000	-	-	-	-	-
BURUNDI	315	-	-	-	-	-
PAYMENT WAIVED	315	-	-	-	-	-
CAMEROON	27,428	-	-	-	-	-
PAYMENT WAIVED	1,028	-	-	-	-	-
DOD DIRECT	5,000	-	-	-	-	-
DOD GUARANTY	21,400	-	-	-	-	-
CAPE VERDE	2,085	-	-	-	-	-
PAYMENT WAIVED	2,085	-	-	-	-	-
CENTRAL AFRICAN REP	370	-	-	-	-	-
PAYMENT WAIVED	370	-	-	-	-	-
CHAD	4,646	-	-	-	-	-
PAYMENT WAIVED	4,646	-	-	-	-	-
COMOROS	85	-	-	-	-	-
PAYMENT WAIVED	85	-	-	-	-	-
CONGO (BRAZZAVILLE)	13	-	-	-	-	-
PAYMENT WAIVED	13	-	-	-	-	-
CONGO (KINSHASA)	134,536	-	-	-	-	-
PAYMENT WAIVED	2,986	-	-	-	-	-
DOD DIRECT	91,500	-	-	-	-	-
DOD GUARANTY	40,050	-	-	-	-	-
DJIBOUTI	3,581	-	-	-	-	-
PAYMENT WAIVED	3,581	-	-	-	-	-

TOTALS MAY NOT ADD DUE TO ROUNDING

* LESS THAN $500

AS OF 30 SEP 03

FOREIGN MILITARY FINANCING PROGRAM (CONTINUED)

(DOLLARS IN THOUSANDS)

FY 1999	FY 2000	FY 2001	FY 2002	FY 2003	FY 1950 FY 2003	
						AFRICA (CONTINUED)
-	-	-	-	150	2,150	ANGOLA
-	-	-	-	150	2,150	PAYMENT WAIVED
-	-	-	-	-	3,527	BENIN
-	-	-	-	-	3,527	PAYMENT WAIVED
-	-	1,597	1,000	728	26,721	BOTSWANA
-	-	1,597	1,000	728	8,721	PAYMENT WAIVED
-	-	-	-	-	5,000	DOD DIRECT
-	-	-	-	-	13,000	DOD GUARANTY
-	-	-	-	-	315	BURUNDI
-	-	-	-	-	315	PAYMENT WAIVED
-	-	-	-	150	27,578	CAMEROON
-	-	-	-	150	1,178	PAYMENT WAIVED
-	-	-	-	-	5,000	DOD DIRECT
-	-	-	-	-	21,400	DOD GUARANTY
-	-	-	-	-	2,085	CAPE VERDE
-	-	-	-	-	2,085	PAYMENT WAIVED
-	-	-	-	-	370	CENTRAL AFRICAN REP
-	-	-	-	-	370	PAYMENT WAIVED
-	-	-	-	5	4,651	CHAD
-	-	-	-	5	4,651	PAYMENT WAIVED
-	-	-	-	-	85	COMOROS
-	-	-	-	-	85	PAYMENT WAIVED
-	-	-	-	-	13	CONGO (BRAZZAVILLE)
-	-	-	-	-	13	PAYMENT WAIVED
-	-	-	-	-	134,536	CONGO (KINSHASA)
-	-	-	-	-	2,986	PAYMENT WAIVED
-	-	-	-	-	91,500	DOD DIRECT
-	-	-	-	-	40,050	DOD GUARANTY
-	-	100	1,500	13,400	18,581	DJIBOUTI
-	-	100	1,500	13,400	18,581	PAYMENT WAIVED

TOTALS MAY NOT ADD DUE TO ROUNDING

* LESS THAN $500

AS OF 30 SEP 03

FOREIGN MILITARY FINANCING PROGRAM (CONTINUED)

(DOLLARS IN THOUSANDS)

	FY 1950 FY 1993	FY 1994	FY 1995	FY 1996	FY 1997	FY 1998
AFRICA (CONTINUED)						
EQUATORIAL GUINEA	319	-	-	-	-	-
PAYMENT WAIVED	319	-	-	-	-	-
ERITREA	-	200	460	2,613	1,750	1,000
PAYMENT WAIVED	-	200	460	2,613	1,750	1,000
ETHIOPIA	36,000	500	300	1,430	1,000	1,000
PAYMENT WAIVED	-	500	300	1,430	1,000	1,000
DOD DIRECT	36,000	-	-	-	-	-
GABON	15,557	-	-	-	-	-
PAYMENT WAIVED	357	-	-	-	-	-
DOD DIRECT	2,000	-	-	-	-	-
DOD GUARANTY	13,200	-	-	-	-	-
GAMBIA	1,950	-	-	-	-	-
PAYMENT WAIVED	1,950	-	-	-	-	-
GHANA	1,750	285	-	-	-	3,300
PAYMENT WAIVED	1,750	285	-	-	-	3,300
GUINEA	1,440	-	-	-	-	-
PAYMENT WAIVED	1,440	-	-	-	-	-
GUINEA-BISSAU	2,455	-	-	-	-	-
PAYMENT WAIVED	2,455	-	-	-	-	-
IVORY COAST	2,817	-	-	-	-	1,200
PAYMENT WAIVED	2,817	-	-	-	-	1,200
KENYA	158,379	-	-	-	-	-
PAYMENT WAIVED	379	-	-	-	-	-
DOD DIRECT	3,000	-	-	-	-	-
DOD GUARANTY	155,000	-	-	-	-	-
LESOTHO	200	-	-	-	-	-
PAYMENT WAIVED	200	-	-	-	-	-
LIBERIA	28,515	-	-	-	-	-
DOD DIRECT	4,851	-	-	-	-	-
DOD GUARANTY	23,664	-	-	-	-	-

TOTALS MAY NOT ADD DUE TO ROUNDING * LESS THAN $500

AS OF 30 SEP 03

FOREIGN MILITARY FINANCING PROGRAM (CONTINUED)

(DOLLARS IN THOUSANDS)

FY 1999	FY 2000	FY 2001	FY 2002	FY 2003	FY 1950 FY 2003	
						AFRICA (CONTINUED)
-	-	-	-	-	319	EQUATORIAL GUINEA
-	-	-	-	-	319	PAYMENT WAIVED
-	-	-	-	200	6,223	ERITREA
-	-	-	-	200	6,223	PAYMENT WAIVED
2,900	-	-	2,800	4,285	50,215	ETHIOPIA
2,900	-	-	2,800	4,285	14,215	PAYMENT WAIVED
-	-	-	-	-	36,000	DOD DIRECT
-	-	-	-	8	15,565	GABON
-	-	-	-	8	365	PAYMENT WAIVED
-	-	-	-	-	2,000	DOD DIRECT
-	-	-	-	-	13,200	DOD GUARANTY
-	-	-	-	-	1,950	GAMBIA
-	-	-	-	-	1,950	PAYMENT WAIVED
1,300	-	500	1,050	680	8,865	GHANA
1,300	-	500	1,050	680	8,865	PAYMENT WAIVED
-	-	3,000	-	-	4,440	GUINEA
-	-	3,000	-	-	4,440	PAYMENT WAIVED
-	-	-	-	-	2,455	GUINEA-BISSAU
-	-	-	-	-	2,455	PAYMENT WAIVED
500	-	-	-	-	4,517	IVORY COAST
500	-	-	-	-	4,517	PAYMENT WAIVED
-	-	1,000	15,000	1,500	175,879	KENYA
-	-	1,000	15,000	1,500	17,879	PAYMENT WAIVED
-	-	-	-	-	3,000	DOD DIRECT
-	-	-	-	-	155,000	DOD GUARANTY
-	-	-	-	-	200	LESOTHO
-	-	-	-	-	200	PAYMENT WAIVED
-	-	-	-	-	28,515	LIBERIA
-	-	-	-	-	4,851	DOD DIRECT
-	-	-	-	-	23,664	DOD GUARANTY

TOTALS MAY NOT ADD DUE TO ROUNDING

* LESS THAN $500

AS OF 30 SEP 03

FOREIGN MILITARY FINANCING PROGRAM (CONTINUED)

(DOLLARS IN THOUSANDS)

	FY 1950 FY 1993	FY 1994	FY 1995	FY 1996	FY 1997	FY 1998
AFRICA (CONTINUED)						
MADAGASCAR	561	-	-	-	-	-
PAYMENT WAIVED	561	-	-	-	-	-
MALAWI	1,491	-	-	-	569	900
PAYMENT WAIVED	1,491 A/ B/	-	-	-	569	900
MALI	895	-	-	-	-	1,600
PAYMENT WAIVED	847	-	-	-	-	1,600
DOD DIRECT	48	-	-	-	-	-
MAURITIUS	650	-	-	-	-	-
PAYMENT WAIVED	650	-	-	-	-	-
MOZAMBIQUE	-	400	-	200	-	-
PAYMENT WAIVED	-	400	-	200	-	-
NAMIBIA	3,700	-	270	400	-	-
PAYMENT WAIVED	3,700	-	270	400	-	-
NIGER	11,169	-	-	-	-	-
PAYMENT WAIVED	5,669 A/	-	-	-	-	-
DOD GUARANTY	5,500	-	-	-	-	-
NIGERIA	369	-	-	-	-	-
PAYMENT WAIVED	34	-	-	-	-	-
DOD DIRECT	335	-	-	-	-	-
RWANDA	2,379	-	300	400	-	-
PAYMENT WAIVED	879	-	300	400	-	-
DOD GUARANTY	1,500	-	-	-	-	-
SAO TOME & PRINCIPE	585	-	-	-	-	-
PAYMENT WAIVED	585	-	-	-	-	-
SENEGAL	22,553	-	-	-	1,965	900
PAYMENT WAIVED	14,553 A/	-	-	-	1,965	900
DOD GUARANTY	8,000	-	-	-	-	-
SEYCHELLES	555	-	-	-	-	-
PAYMENT WAIVED	555	-	-	-	-	-
SIERRA LEONE	3,048	-	-	-	-	-
PAYMENT WAIVED	3,048 A/	-	-	-	-	-

TOTALS MAY NOT ADD DUE TO ROUNDING * LESS THAN $500

AS OF 30 SEP 03

FOREIGN MILITARY FINANCING PROGRAM (CONTINUED)

(DOLLARS IN THOUSANDS)

FY 1999	FY 2000	FY 2001	FY 2002	FY 2003	FY 1950 FY 2003	
						AFRICA (CONTINUED)
-	-	-	-	-	561	MADAGASCAR
-	-	-	-	-	561	PAYMENT WAIVED
-	-	-	-	-	2,960	MALAWI
-	-	-	-	-	2,960	PAYMENT WAIVED
600	-	200	-	-	3,295	MALI
600	-	200	-	-	3,247	PAYMENT WAIVED
-	-	-	-	-	48	DOD DIRECT
-	-	-	-	-	650	MAURITIUS
-	-	-	-	-	650	PAYMENT WAIVED
-	-	-	-	40	640	MOZAMBIQUE
-	-	-	-	40	640	PAYMENT WAIVED
-	-	-	-	-	4,370	NAMIBIA
-	-	-	-	-	4,370	PAYMENT WAIVED
-	-	-	-	-	11,169	NIGER
-	-	-	-	-	5,669	PAYMENT WAIVED
-	-	-	-	-	5,500	DOD GUARANTY
-	10,000	10,000	6,000	-	26,369	NIGERIA
-	10,000	10,000	6,000	-	26,034	PAYMENT WAIVED
-	-	-	-	-	335	DOD DIRECT
-	-	-	-	-	3,079	RWANDA
-	-	-	-	-	1,579	PAYMENT WAIVED
-	-	-	-	-	1,500	DOD GUARANTY
-	-	-	-	500	1,085	SAO TOME & PRINCIPE
-	-	-	-	500	1,085	PAYMENT WAIVED
2,600	-	800	250	730	29,798	SENEGAL
2,600	-	800	250	730	21,798	PAYMENT WAIVED
-	-	-	-	-	8,000	DOD GUARANTY
-	-	-	-	-	555	SEYCHELLES
-	-	-	-	-	555	PAYMENT WAIVED
-	-	-	-	40	3,088	SIERRA LEONE
-	-	-	-	40	3,088	PAYMENT WAIVED

TOTALS MAY NOT ADD DUE TO ROUNDING

* LESS THAN $500

AS OF 30 SEP 03

FOREIGN MILITARY FINANCING PROGRAM (CONTINUED)

(DOLLARS IN THOUSANDS)

	FY 1950 FY 1993	FY 1994	FY 1995	FY 1996	FY 1997	FY 1998
AFRICA (CONTINUED)						
SOMALIA	55,066	-	-	-	-	-
DOD GUARANTY	55,066	-	-	-	-	-
SOUTH AFRICA	-	-	-	-	-	350
PAYMENT WAIVED	-	-	-	-	-	350
SUDAN	148,275	-	-	-	-	-
PAYMENT WAIVED	46,977 A/	-	-	-	-	-
DOD GUARANTY	101,297	-	-	-	-	-
SWAZILAND	-	-	-	-	-	-
PAYMENT WAIVED	-	-	-	-	-	-
TANZANIA	150	-	-	-	-	-
PAYMENT WAIVED	150	-	-	-	-	-
TOGO	348	-	-	-	-	-
PAYMENT WAIVED	348	-	-	-	-	-
UGANDA	495	-	-	2,000	3,965	3,900
PAYMENT WAIVED	495	-	-	2,000	3,965	3,900
ZAMBIA	450	-	-	-	-	-
PAYMENT WAIVED	450	-	-	-	-	-
ZIMBABWE	2,240	-	-	-	-	-
PAYMENT WAIVED	2,240	-	-	-	-	-
WESTERN HEMISPHERE	1,845,441	12,227	16,998	2,000	2,000	5,350
PAYMENT WAIVED	574,808	12,227	16,998	2,000	2,000	5,350
DOD DIRECT	465,390	-	-	-	-	-
DOD GUARANTY	805,243	-	-	-	-	-
ANTIGUA & BARBUDA	2,360	37	40	50	225	310
PAYMENT WAIVED	2,360	37	40	50	225	310
ARGENTINA	180,379	-	-	-	-	1,250
PAYMENT WAIVED	4,500	-	-	-	-	1,250
DOD DIRECT	63,240	-	-	-	-	-
DOD GUARANTY	112,639	-	-	-	-	-
BAHAMAS	-	-	40	75	75	140
PAYMENT WAIVED	-	-	40	75	75	140

TOTALS MAY NOT ADD DUE TO ROUNDING * LESS THAN $500

AS OF 30 SEP 03

FOREIGN MILITARY FINANCING PROGRAM (CONTINUED)

(DOLLARS IN THOUSANDS)

FY 1999	FY 2000	FY 2001	FY 2002	FY 2003	FY 1950 FY 2003	
						AFRICA (CONTINUED)
-	-	-	-	-	55,066	SOMALIA
-	-	-	-	-	55,066	DOD GUARANTY
300	250	1,000	6,700	5,950	14,550	SOUTH AFRICA
300	250	1,000	6,700	5,950	14,550	PAYMENT WAIVED
-	-	-	-	-	148,275	SUDAN
-	-	-	-	-	46,977	PAYMENT WAIVED
-	-	-	-	-	101,297	DOD GUARANTY
-	-	-	-	3	3	SWAZILAND
-	-	-	-	3	3	PAYMENT WAIVED
-	-	-	-	-	150	TANZANIA
-	-	-	-	-	150	PAYMENT WAIVED
-	-	-	-	20	368	TOGO
-	-	-	-	20	368	PAYMENT WAIVED
-	-	-	-	60	10,420	UGANDA
-	-	-	-	60	10,420	PAYMENT WAIVED
-	-	500	-	100	1,050	ZAMBIA
-	-	500	-	100	1,050	PAYMENT WAIVED
-	-	-	-	-	2,240	ZIMBABWE
-	-	-	-	-	2,240	PAYMENT WAIVED
6,640	4,000	6,682	12,200	34,440	1,947,978	WESTERN HEMISPHERE
6,640	4,000	6,682	12,200	34,440	677,345	PAYMENT WAIVED
-	-	-	-	-	465,390	DOD DIRECT
-	-	-	-	-	805,243	DOD GUARANTY
410	515	640	670	-	5,257	ANTIGUA & BARBUDA
410	515	640	670	-	5,257	PAYMENT WAIVED
1,850	450	998	1,500	1,990	188,417	ARGENTINA
1,850	450	998	1,500	1,990	12,538	PAYMENT WAIVED
-	-	-	-	-	63,240	DOD DIRECT
-	-	-	-	-	112,639	DOD GUARANTY
130	50	139	100	90	839	BAHAMAS
130	50	139	100	90	839	PAYMENT WAIVED

TOTALS MAY NOT ADD DUE TO ROUNDING

* LESS THAN $500

AS OF 30 SEP 03

FOREIGN MILITARY FINANCING PROGRAM (CONTINUED)

(DOLLARS IN THOUSANDS)

	FY 1950 FY 1993	FY 1994	FY 1995	FY 1996	FY 1997	FY 1998
WESTERN HEMISPHERE (CONTINUED)						
BARBADOS	2,770	37	95	200	100	75
PAYMENT WAIVED	2,770	37	95	200	100	75
BELIZE	1,500	160	-	75	75	100
PAYMENT WAIVED	1,500	160	-	75	75	100
BOLIVIA	139,823	2,967	3,229	-	-	-
PAYMENT WAIVED	116,823	2,967	3,229	-	-	-
DOD DIRECT	8,000	-	-	-	-	-
DOD GUARANTY	15,000	-	-	-	-	-
BOLIVIA - INTL NARC	1,000	-	-	-	-	-
PAYMENT WAIVED	1,000	-	-	-	-	-
BRAZIL	264,617	-	-	-	-	-
DOD DIRECT	111,303	-	-	-	-	-
DOD GUARANTY	153,315	-	-	-	-	-
CHILE	65,524	-	-	-	-	300
PAYMENT WAIVED	-	-	-	-	-	300
DOD DIRECT	61,490	-	-	-	-	-
DOD GUARANTY	4,034	-	-	-	-	-
COLOMBIA	330,556	7,700	10,000	-	-	-
PAYMENT WAIVED	170,789	7,700	10,000	-	-	-
DOD DIRECT	42,168	-	-	-	-	-
DOD GUARANTY	117,600	-	-	-	-	-
COLOMBIA - INTL NARC	1,996	-	-	-	-	-
PAYMENT WAIVED	1,996	-	-	-	-	-
COSTA RICA	5,000	-	-	-	-	-
DOD GUARANTY	5,000	-	-	-	-	-
DOMINICA	1,810	37	40	50	100	115
PAYMENT WAIVED	1,810	37	40	50	100	115
DOMINICAN REPUBLIC	27,474	300	-	-	100	225
PAYMENT WAIVED	3,776	300	-	-	100	225
DOD DIRECT	3,500	-	-	-	-	-
DOD GUARANTY	20,198	-	-	-	-	-

TOTALS MAY NOT ADD DUE TO ROUNDING

* LESS THAN $500

AS OF 30 SEP 03

FOREIGN MILITARY FINANCING PROGRAM (CONTINUED)

(DOLLARS IN THOUSANDS)

FY 1999	FY 2000	FY 2001	FY 2002	FY 2003	FY 1950 FY 2003	
						WESTERN HEMISPHERE (CONTINUED)
75	55	135	130	-	3,672	BARBADOS
75	55	135	130	-	3,672	PAYMENT WAIVED
100	100	200	200	290	2,800	BELIZE
100	100	200	200	290	2,800	PAYMENT WAIVED
-	250	597	500	1,990	149,356	BOLIVIA
-	250	597	500	1,990	126,356	PAYMENT WAIVED
-	-	-	-	-	8,000	DOD DIRECT
-	-	-	-	-	15,000	DOD GUARANTY
-	-	-	-	-	1,000	BOLIVIA - INTL NARC
-	-	-	-	-	1,000	PAYMENT WAIVED
-	-	-	-	-	264,617	BRAZIL
-	-	-	-	-	111,303	DOD DIRECT
-	-	-	-	-	153,315	DOD GUARANTY
400	-	498	500	1,690	68,912	CHILE
400	-	498	500	1,690	3,388	PAYMENT WAIVED
-	-	-	-	-	61,490	DOD DIRECT
-	-	-	-	-	4,034	DOD GUARANTY
-	-	-	-	17,100	365,356	COLOMBIA
-	-	-	-	17,100	205,589	PAYMENT WAIVED
-	-	-	-	-	42,168	DOD DIRECT
-	-	-	-	-	117,600	DOD GUARANTY
-	-	-	-	-	1,996	COLOMBIA - INTL NARC
-	-	-	-	-	1,996	PAYMENT WAIVED
-	-	-	-	-	5,000	COSTA RICA
-	-	-	-	-	5,000	DOD GUARANTY
145	150	291	285	-	3,023	DOMINICA
145	150	291	285	-	3,023	PAYMENT WAIVED
370	400	649	350	300	30,168	DOMINICAN REPUBLIC
370	400	649	350	300	6,470	PAYMENT WAIVED
-	-	-	-	-	3,500	DOD DIRECT
-	-	-	-	-	20,198	DOD GUARANTY

TOTALS MAY NOT ADD DUE TO ROUNDING * LESS THAN $500

AS OF 30 SEP 03

FOREIGN MILITARY FINANCING PROGRAM (CONTINUED)

(DOLLARS IN THOUSANDS)

	FY 1950 FY 1993	FY 1994	FY 1995	FY 1996	FY 1997	FY 1998
WESTERN HEMISPHERE (CONTINUED)						
ECUADOR	70,453	130	-	-	-	-
PAYMENT WAIVED	5,489	130	-	-	-	-
DOD DIRECT	8,466	-	-	-	-	-
DOD GUARANTY	56,498	-	-	-	-	-
ECUADOR - INTL NARC	485	-	-	-	-	-
PAYMENT WAIVED	485	-	-	-	-	-
EL SALVADOR	288,403	-	-	-	-	-
PAYMENT WAIVED	177,830 G/	-	-	-	-	-
DOD DIRECT	13,373	-	-	-	-	-
DOD GUARANTY	97,200	-	-	-	-	-
GRENADA	1,807	37	40	350	100	145
PAYMENT WAIVED	1,807	37	40	350	100	145
GUATEMALA	13,606	-	-	-	-	-
PAYMENT WAIVED	2,887	-	-	-	-	-
DOD DIRECT	9,327	-	-	-	-	-
DOD GUARANTY	1,391	-	-	-	-	-
GUYANA	-	180	-	75	-	100
PAYMENT WAIVED	-	180	-	75	-	100
HAITI	4,098	-	3,000	-	225	650
PAYMENT WAIVED	1,998	-	3,000	-	225	650
DOD GUARANTY	2,100	-	-	-	-	-
HONDURAS	109,810	-	-	-	-	-
PAYMENT WAIVED	57,380	-	-	-	-	-
DOD DIRECT	3,000	-	-	-	-	-
DOD GUARANTY	49,430	-	-	-	-	-
JAMAICA	7,486	300	299	600	415	450
PAYMENT WAIVED	4,899	300	299	600	415	450
DOD GUARANTY	2,587	-	-	-	-	-
MEXICO	4,298	-	-	-	-	-
DOD DIRECT	4,298	-	-	-	-	-
NICARAGUA	8,000	-	-	-	-	-
PAYMENT WAIVED	-	-	-	-	-	-
DOD GUARANTY	8,000	-	-	-	-	-

TOTALS MAY NOT ADD DUE TO ROUNDING

* LESS THAN $500

AS OF 30 SEP 03

FOREIGN MILITARY FINANCING PROGRAM (CONTINUED)

(DOLLARS IN THOUSANDS)

FY 1999	FY 2000	FY 2001	FY 2002	FY 2003	FY 1950 FY 2003	
						WESTERN HEMISPHERE (CONTINUED)
-	-	-	3,000	990	74,573	ECUADOR
-	-	-	3,000	990	9,609	PAYMENT WAIVED
-	-	-	-	-	8,466	DOD DIRECT
-	-	-	-	-	56,498	DOD GUARANTY
-	-	-	-	-	485	ECUADOR - INTL NARC
-	-	-	-	-	485	PAYMENT WAIVED
-	-	-	1,000	2,480	291,883	EL SALVADOR
-	-	-	1,000	2,480	181,310	PAYMENT WAIVED
-	-	-	-	-	13,373	DOD DIRECT
-	-	-	-	-	97,200	DOD GUARANTY
190	165	225	210	222	3,491	GRENADA
190	165	225	210	222	3,491	PAYMENT WAIVED
-	-	-	-	-	13,606	GUATEMALA
-	-	-	-	-	2,887	PAYMENT WAIVED
-	-	-	-	-	9,327	DOD DIRECT
-	-	-	-	-	1,391	DOD GUARANTY
100	100	124	200	390	1,269	GUYANA
100	100	124	200	390	1,269	PAYMENT WAIVED
300	300	-	300	390	9,263	HAITI
300	300	-	300	390	7,163	PAYMENT WAIVED
-	-	-	-	-	2,100	DOD GUARANTY
-	-	-	-	168	109,978	HONDURAS
-	-	-	-	168	57,548	PAYMENT WAIVED
-	-	-	-	-	3,000	DOD DIRECT
-	-	-	-	-	49,430	DOD GUARANTY
475	500	584	600	690	12,399	JAMAICA
475	500	584	600	690	9,812	PAYMENT WAIVED
-	-	-	-	-	2,587	DOD GUARANTY
-	-	-	-	-	4,298	MEXICO
-	-	-	-	-	4,298	DOD DIRECT
-	-	-	500	1,000	9,500	NICARAGUA
-	-	-	500	1,000	1,500	PAYMENT WAIVED
-	-	-	-	-	8,000	DOD GUARANTY

TOTALS MAY NOT ADD DUE TO ROUNDING

* LESS THAN $500

AS OF 30 SEP 03

FOREIGN MILITARY FINANCING PROGRAM (CONTINUED)

(DOLLARS IN THOUSANDS)

	FY 1950 FY 1993	FY 1994	FY 1995	FY 1996	FY 1997	FY 1998
WESTERN HEMISPHERE (CONTINUED)						
PANAMA	22,328	-	-	-	-	-
PAYMENT WAIVED	-	-	-	-	-	-
DOD DIRECT	3,828	-	-	-	-	-
DOD GUARANTY	18,500	-	-	-	-	-
PARAGUAY	957	-	-	-	-	-
PAYMENT WAIVED	250	-	-	-	-	-
DOD DIRECT	318	-	-	-	-	-
DOD GUARANTY	389	-	-	-	-	-
PERU	131,540	-	-	-	-	-
PAYMENT WAIVED	-	-	-	-	-	-
DOD DIRECT	28,978	-	-	-	-	-
DOD GUARANTY	102,562	-	-	-	-	-
PERU - INTL NARC	6,879 B/	-	-	-	-	-
PAYMENT WAIVED	6,879	-	-	-	-	-
ST KITTS AND NEVIS	1,690	37	40	50	100	130
PAYMENT WAIVED	1,690	37	40	50	100	130
ST LUCIA	2,110	168	40	50	100	160
PAYMENT WAIVED	2,110	168	40	50	100	160
ST VINCENT + GREN.	1,580	37	40	50	100	110
PAYMENT WAIVED	1,580	37	40	50	100	110
SURINAME	-	-	-	75	-	-
PAYMENT WAIVED	-	-	-	75	-	-
TRINIDAD + TOBAGO	2,200	100	95	300	285	290
PAYMENT WAIVED	2,200	100	95	300	285	290
URUGUAY	18,349	-	-	-	-	800
PAYMENT WAIVED	-	-	-	-	-	800
DOD DIRECT	8,349	-	-	-	-	-
DOD GUARANTY	10,000	-	-	-	-	-
VENEZUELA	124,551	-	-	-	-	-
DOD DIRECT	95,751	-	-	-	-	-
DOD GUARANTY	28,800	-	-	-	-	-

TOTALS MAY NOT ADD DUE TO ROUNDING

* LESS THAN $500

AS OF 30 SEP 03

FOREIGN MILITARY FINANCING PROGRAM (CONTINUED)

(DOLLARS IN THOUSANDS)

FY 1999	FY 2000	FY 2001	FY 2002	FY 2003	FY 1950 FY 2003	
						WESTERN HEMISPHERE (CONTINUED)
590	-	-	-	990	23,908	PANAMA
590	-	-	-	990	1,580	PAYMENT WAIVED
-	-	-	-	-	3,828	DOD DIRECT
-	-	-	-	-	18,500	DOD GUARANTY
-	-	597	-	-	1,554	PARAGUAY
-	-	597	-	-	847	PAYMENT WAIVED
-	-	-	-	-	318	DOD DIRECT
-	-	-	-	-	389	DOD GUARANTY
-	-	-	-	990	132,530	PERU
-	-	-	-	990	990	PAYMENT WAIVED
-	-	-	-	-	28,978	DOD DIRECT
-	-	-	-	-	102,562	DOD GUARANTY
-	-	-	-	-	6,879	PERU - INTL NARC
-	-	-	-	-	6,879	PAYMENT WAIVED
155	125	260	260	271	3,118	ST KITTS AND NEVIS
155	125	260	260	271	3,118	PAYMENT WAIVED
195	165	275	275	289	3,827	ST LUCIA
195	165	275	275	289	3,827	PAYMENT WAIVED
130	125	170	170	-	2,512	ST VINCENT + GREN.
130	125	170	170	-	2,512	PAYMENT WAIVED
-	-	-	150	240	465	SURINAME
-	-	-	150	240	465	PAYMENT WAIVED
225	250	300	300	390	4,735	TRINIDAD + TOBAGO
225	250	300	300	390	4,735	PAYMENT WAIVED
800	300	-	1,000	1,490	22,739	URUGUAY
800	300	-	1,000	1,490	4,390	PAYMENT WAIVED
-	-	-	-	-	8,349	DOD DIRECT
-	-	-	-	-	10,000	DOD GUARANTY
-	-	-	-	-	124,551	VENEZUELA
-	-	-	-	-	95,751	DOD DIRECT
-	-	-	-	-	28,800	DOD GUARANTY

TOTALS MAY NOT ADD DUE TO ROUNDING

* LESS THAN $500

AS OF 30 SEP 03

FOREIGN MILITARY FINANCING PROGRAM (CONTINUED)

(DOLLARS IN THOUSANDS)

	FY 1950 FY 1993	FY 1994	FY 1995	FY 1996	FY 1997	FY 1998
NON REGIONAL	111,235	23,491	22,145	23,250	23,183	-
PAYMENT WAIVED	111,035	23,491	22,145	23,250	23,183	-
DOD DIRECT	200	-	-	-	-	-
FMF ADMIN COSTS	111,235	23,491	22,145	23,250	23,183	-
PAYMENT WAIVED	111,035	23,491	22,145	23,250	23,183	-
DOD DIRECT	200	-	-	-	-	-
INTERNATL. ORG. AND VARIOUS	24,602	850	2,370	1,400	-	-
PAYMENT WAIVED	1,492	850	2,370	1,400	-	-
DOD DIRECT	23,110	-	-	-	-	-

TOTALS MAY NOT ADD DUE TO ROUNDING

* LESS THAN $500

AS OF 30 SEP 03

FOREIGN MILITARY FINANCING PROGRAM (CONTINUED)

(DOLLARS IN THOUSANDS)

FY 1999	FY 2000	FY 2001	FY 2002	FY 2003	FY 1950 FY 2003	
-	-	-	-	-	203,304	NON REGIONAL
-	-	-	-	-	203,104	PAYMENT WAIVED
-	-	-	-	-	200	DOD DIRECT
-	-	-	-	-	203,304	FMF ADMIN COSTS
-	-	-	-	-	203,104	PAYMENT WAIVED
-	-	-	-	-	200	DOD DIRECT
-	-	100	-	-	29,322	INTERNATL. ORG. AND VARIOUS
-	-	100	-	-	6,212	PAYMENT WAIVED
-	-	-	-	-	23,110	DOD DIRECT

TOTALS MAY NOT ADD DUE TO ROUNDING * LESS THAN $500

AS OF 30 SEP 03

A/ P.L. 101-513, SECTION 515(B), DATED NOVEMBER 5, 1990, DEOBLIGATED/REOBLIGATED FOREIGN MILITARY FINANCING GRANT AND DIRECT LOAN FUNDS AS FOLLOWS: SUDAN $3,022,790.00 IN FY 1982; MALAWI $700 THOUSAND IN FY 1990, FOR A TOTAL OF $3,722,790.00 IN GRANT DEOBLIGATIONS. THESE GRANT FUNDS WERE REOBLIGATED IN FY 1991 TO THE FOLLOWING COUNTRIES: NIGER $1,022,790.00; SENEGAL $2.0 MILLION; SIERRA LEONE $700 THOUSAND. DIRECT LOANS WERE DEOBLIGATED AS FOLLOWS: MALAYSIA $4.0 MILLION IN FY 1985, $1.484 MILLION IN FY 1986; PHILIPPINES $15.0 MILLION IN FY 1985, $14.355 MILLION IN FY 1986; TUNISIA $15.161 MILLION IN FY 1986, FOR A TOTAL OF $50.0 MILLION. THESE DIRECT LOAN FUNDS WERE REOBLIGATED TO TURKEY IN FY 1991.

B/ P.L. 102-391, DATED OCTOBER 6, 1992, RESCINDED A TOTAL OF $45.75 MILLION OF FOREIGN MILITARY FINANCING AND MAP MERGER FUNDS. FOREIGN MILITARY FINANCING GRANT FUNDS WERE RESCINDED IN FY 1991 AS FOLLOWS: EQUATORIAL GUINEA $390 THOUSAND; MALAWI $2.2 MILLION; PERU INTL NARC $11,538,261.23; PHILIPPINES $11,457,429.85, FOR A TOTAL OF $25.585 MILLION.

C/ EXCLUDES $50 MILLION FOR ISRAEL ANTI-TERRORISM AND $6.5 MILLION FOR DEMINING TRANSFERRED FROM THE NONPROLIFERATION, ANTI-TERRORISM, DEMINING AND RELATED PROGRAMS APPROPRIATION TO THE FOREIGN MILITARY FINANCING APPROPRIATION PURSUANT TO THE FY 1997 FOREIGN ASSISTANCE APPROPRIATIONS ACT, P.L.104-208.
EXCLUDES $2.4 MILLION FOR DEMINING TRANSFERRED FROM THE NONPROLIFERATION, ANTI-TERRORISM, DEMINING AND RELATED PROGRAMS APPROPRIATION TO THE FOREIGN MILITARY FINANCING APPROPRIATIONS PURSUANT TO THE FY 1998 FOREIGN ASSISTANCE APPROPRIATIONS ACT, P.L.105-118.

D/ IN FY 1994, P.L. 103-211 RESCINDED $91,721 THOUSAND OF FOREIGN MILITARY FINANCING AND MAP MERGER FUNDS INVOLVING 29 COUNTRIES AND INTERNATIONAL ORGANIZATIONS AS FOLLOWS: FOREIGN MILITARY FINANCING FUNDS OF $90,282 THOUSAND AND MAP MERGER FUNDS OF $439 THOUSAND. SECDEF MESSAGE DTG 261745Z APRIL 1994, SUBJECT: FY 1994 FOREIGN MILITARY FINANCING (FMF) RESCISSION, PROVIDES DETAILS REGARDING COUNTRIES AND FISCAL YEARS AFFECTED BY THIS RESCISSION.

E/ INCLUDES $1.5 BILLION FOR EGYPT AND $2.2 BILLION FOR ISRAEL AUTHORIZED BY P.L. 36-38 (SUPPLEMENTAL APPROPRIATIONS ACT, JULY 25, 1979).

F/ INCLUDES $500.0 MILLION AUTHORIZED BY P.L. 91-441 AND APPROPRIATED BY P.L. 91-665 (SUPPLEMENTAL APPROPRIATIONS ACT, JANUARY 8, 1971) AND $2,182,664 THOUSAND PURSUANT TO P.L. 93-199 (EMERGENCY SECURITY ASSISTANCE ACT, DECEMBER 26, 1973).

G/ EXCLUDES $13.0 MILLION OF FY 1991 GRANTS ORIGINALLY ALLOCATED TO EL SALVADOR WHICH WERE TRANSFERRED TO THE FUND FOR CEASE-FIRE MONITORING, DEMOBILIZATION, AND TRANSITION TO PEACE PURSUANT TO SECTION 531(F) OF P.L. 101-513.

PAGE INTENTIONALLY LEFT BLANK

COMMERCIAL EXPORTS LICENSED UNDER ARMS EXPORT CONTROL ACT

(DOLLARS IN THOUSANDS)

	FY 1950 FY 1993	FY 1994	FY 1995	FY 1996	FY 1997	FY 1998
WORLDWIDE	65,165,644	3,339,128	3,172,772	1,562,704	1,818,273	2,044,935
EAST ASIA AND PACIFIC	19,945,691	814,704	1,054,284	597,902	718,846	618,427
AUSTRALIA	2,386,178	28,842	60,539	56,702	61,484	71,076
BRUNEI	18,021	21	20,325	1,007	20,906	21,369
CAMBODIA	5	-	-	-	39	-
CANTON & ENDERBURY I	6	-	-	-	-	-
CHINA	186,255	66	200	204	111	389
FIJI	906	679	10	11	-	-
FRENCH POLYNESIA(FR)	672	1	11,031	4	1	-
HONG KONG	216,069	771	1,018	1,525	284	1,388
INDONESIA	249,668	9,335	8,185	10,883	4,442	4,349
JAPAN	9,266,136	379,550	744,937	373,423	249,298	249,498
KIRIBATI(GILBERT IS)	3,396	-	-	-	-	-
KOREA (SEOUL)	2,988,024	88,724	61,574	85,356	47,079	60,105
LAOS	4	-	-	-	-	-
MACAU	527	178	54	20	49	30
MALAYSIA	539,306	6,311	11,813	8,644	34,790	2,900
MYANMAR	19,472	-	-	-	-	-
NAURU	236	-	-	-	-	-
NEW CALEDONIA (FR)	3,391	33	11	20	8	16
NEW ZEALAND	242,220	2,070	4,627	4,688	7,525	6,766
NIUE	107	-	-	-	-	-
NORFOLK ISLAND(AUST)	*	-	-	-	-	-
PAPUA NEW GUINEA	2,667	14	-	204	1	76
PITCAIRN (UK)	*	-	-	-	-	-
REP OF PHILIPPINES	135,918	1,329	1,706	2,308	559	1,583
SINGAPORE	926,615	14,880	40,038	10,889	12,215	3,087
SOLOMON ISLANDS	135	-	169	-	74	74
TAIWAN	2,159,727	261,869	27,760	20,392	261,136	173,055
THAILAND	599,870	20,027	60,277	21,574	18,846	22,666
TOKELAU	18	-	-	-	-	-
TONGA	48	-	-	46	-	-
TUVALU	9	-	-	-	-	-
VANUATU	15	-	-	-	-	-
VIETNAM	66	4	10	-	*	-
WESTERN SAMOA	4	-	-	-	-	-
NEAR EAST AND SOUTH ASIA	11,798,538	193,661	111,912	86,287	42,263	39,400
AFGHANISTAN	597	-	-	-	-	-
ALGERIA	101,492	2,774	9,055	20	37	375
BAHRAIN	24,433	1,370	1,853	616	98	122
BANGLADESH	16,970	196	224	224	342	3,256
BHUTAN	240	-	-	-	-	-
BR INDIAN OCEAN TERR	353	-	-	-	-	-
EGYPT	1,002,259	9,610	10,264	3,523	5,009	2,395

TOTALS MAY NOT ADD DUE TO ROUNDING * LESS THAN $500

AS OF 30 SEP 03

COMMERCIAL EXPORTS LICENSED UNDER ARMS EXPORT CONTROL ACT

(DOLLARS IN THOUSANDS)

FY 1999	FY 2000	FY 2001	FY 2002	FY 2003	FY 1950 FY 2003	
654,253	477,639	821,151	340,931	2,727,494	82,124,925	WORLDWIDE
186,535	106,931	143,171	190,817	1,066,701	25,444,008	EAST ASIA AND PACIFIC
18,650	10,923	21,655	3,429	95,396	2,814,874	AUSTRALIA
337	45	2	-	98	82,131	BRUNEI
-	-	-	-	-	44	CAMBODIA
-	-	-	-	-	6	CANTON & ENDERBURY I
-	-	-	-	-	187,226	CHINA
-	-	-	-	-	1,606	FIJI
-	-	-	-	-	11,710	FRENCH POLYNESIA(FR)
1,103	393	783	384	481	224,199	HONG KONG
630	-	63	20	1,642	289,217	INDONESIA
118,542	64,663	66,715	29,788	902,108	12,444,658	JAPAN
-	-	-	-	-	3,396	KIRIBATI(GILBERT IS)
10,711	10,946	15,476	18,024	27,781	3,413,800	KOREA (SEOUL)
-	-	-	-	-	4	LAOS
74	2	-	-	85	1,018	MACAU
2,811	349	1,201	764	3,781	612,670	MALAYSIA
-	-	-	-	-	19,472	MYANMAR
-	2	-	-	-	238	NAURU
2	29	-	-	108	3,618	NEW CALEDONIA (FR)
2,130	284	308	45	9,747	280,410	NEW ZEALAND
-	-	-	-	-	107	NIUE
-	-	-	-	-	*	NORFOLK ISLAND(AUST)
58	28	-	-	-	3,049	PAPUA NEW GUINEA
-	-	-	-	-	*	PITCAIRN (UK)
815	867	53	292	555	145,986	REP OF PHILIPPINES
10,873	2,172	4,285	1,394	7,269	1,033,716	SINGAPORE
-	-	-	-	-	452	SOLOMON ISLANDS
15,500	15,392	29,127	134,864	9,788	3,108,610	TAIWAN
4,299	836	3,503	1,813	7,700	761,410	THAILAND
-	-	-	-	-	18	TOKELAU
-	-	-	-	162	256	TONGA
-	-	-	-	-	9	TUVALU
-	-	-	-	-	15	VANUATU
-	-	-	-	-	80	VIETNAM
-	-	-	-	-	4	WESTERN SAMOA
20,096	35,321	15,592	6,460	108,498	12,458,028	NEAR EAST AND SOUTH ASIA
-	-	-	-	12	609	AFGHANISTAN
-	-	368	-	119	114,240	ALGERIA
152	22	342	11	246	29,265	BAHRAIN
181	95	285	-	512	22,286	BANGLADESH
-	-	-	-	5	245	BHUTAN
-	-	-	-	-	353	BR INDIAN OCEAN TERR
623	3,796	923	42	15,061	1,053,506	EGYPT

TOTALS MAY NOT ADD DUE TO ROUNDING

* LESS THAN $500

AS OF 30 SEP 03

COMMERCIAL EXPORTS LICENSED UNDER ARMS EXPORT CONTROL ACT (CONTINUED)

(DOLLARS IN THOUSANDS)

	FY 1950 FY 1993	FY 1994	FY 1995	FY 1996	FY 1997	FY 1998
NEAR EAST AND SOUTH ASIA (CONTINUED)						
INDIA	374,011	97,367	-	-	-	-
IRAN	670,767	-	-	-	-	-
IRAQ	4,624	-	-	-	-	-
ISRAEL	6,269,098	33,968	34,706	13,098	12,819	11,508
JORDAN	345,587	1,010	1,911	3,972	873	330
KUWAIT	88,194	1,362	7,736	3,730	287	4,305
LEBANON	20,034	808	548	322	808	778
LIBYA	31,318	-	-	-	-	-
MALDIVES	607	40	12	-	-	43
MOROCCO	147,012	8,580	1,790	173	354	1,617
NEPAL	148	98	58	37	1,139	20
OMAN	44,445	1,272	1,575	963	236	199
PAKISTAN	390,195	1,781	6,286	4,224	2,223	346
QATAR	20,470	1,531	973	596	306	323
SAUDI ARABIA	1,947,079	7,746	27,110	48,367	12,121	11,714
SRI LANKA	7,903	249	694	1,010	659	294
SYRIA	1,529	-	-	-	-	-
TUNISIA	110,220	142	599	423	733	184
UNITED ARAB EMIRATES	-	-	-	-	-	1,591
UNITED ARAB EMIRATES	177,613	22,919	6,344	4,991	3,524	-
YEMEN	1,337	838	171	-	693	-
EUROPE	22,431,268	757,528	558,141	432,006	358,593	919,413
ALBANIA	279	-	1	-	-	-
ANDORRA	178	-	5	-	-	1
AUSTRIA	101,400	2,749	2,852	2,748	1,148	2,606
AZERBAIJAN	-	-	-	38	-	-
BELGIUM	1,307,308	10,466	6,330	16,607	13,652	9,118
BOSNIA-HERZEGOVINA	-	-	-	45	-	-
BULGARIA	522	9	3	5	-	15
CROATIA	-	-	1	103	59	-
CYPRUS	3,434	309	404	149	68	2
CZECH REPUBLIC	85	849	546	230	258	76
CZECHOSLOVAKIA	427	-	-	-	-	-
DENMARK	350,282	25,716	2,054	26,120	4,216	3,991
ESTONIA	-	165	333	19	-	*
FAEROE ISLANDS	3	-	-	-	-	-
FINLAND	96,425	99,569	931	2,736	1,307	139,408
FRANCE	1,379,009	96,634	98,099	119,738	8,179	18,646
GEORGIA	-	-	-	66	66	-
GERMANY	3,944,587	238,993	36,386	38,662	28,820	41,403
GIBRALTAR (UK)	96	-	-	-	-	-
GREECE	1,765,021	4,152	16,159	3,667	2,450	13,626
HUNGARY	1,590	94	83	29	6	30

TOTALS MAY NOT ADD DUE TO ROUNDING

* LESS THAN $500

AS OF 30 SEP 03

COMMERCIAL EXPORTS LICENSED UNDER ARMS EXPORT CONTROL ACT (CONTINUED)

(DOLLARS IN THOUSANDS)

FY 1999	FY 2000	FY 2001	FY 2002	FY 2003	FY 1950 FY 2003	
						NEAR EAST AND SOUTH ASIA (CONTINUED)
-	-	-	-	5,651	477,029	INDIA
-	-	-	-	-	670,767	IRAN
-	-	-	-	-	4,624	IRAQ
4,228	26,287	4,019	1,427	16,455	6,427,614	ISRAEL
169	64	53	24	707	354,701	JORDAN
3,937	25	82	68	9,360	119,086	KUWAIT
62	127	95	-	144	23,726	LEBANON
-	-	-	-	-	31,318	LIBYA
-	-	-	-	-	702	MALDIVES
14	20	556	180	1,442	161,738	MOROCCO
11	73	-	-	6	1,591	NEPAL
665	37	176	2	839	50,409	OMAN
-	-	-	-	590	405,644	PAKISTAN
682	1,795	-	-	219	26,895	QATAR
7,581	1,909	1,028	530	36,150	2,101,334	SAUDI ARABIA
150	-	3,467	6	110	14,542	SRI LANKA
-	-	-	-	-	1,529	SYRIA
242	136	590	190	290	113,749	TUNISIA
1,399	935	3,608	3,979	20,535	32,047	UNITED ARAB EMIRATES
-	-	-	-	-	215,391	UNITED ARAB EMIRATES
-	-	-	1	45	3,085	YEMEN
192,081	168,621	144,180	94,980	784,006	26,840,817	EUROPE
-	-	-	-	-	280	ALBANIA
-	12	-	-	-	196	ANDORRA
786	539	548	57	312	115,745	AUSTRIA
-	-	-	-	-	38	AZERBAIJAN
5,766	4,188	3,683	19	20,180	1,397,317	BELGIUM
-	-	-	-	-	45	BOSNIA-HERZEGOVINA
721	523	-	-	128	1,927	BULGARIA
751	-	-	-	112	1,025	CROATIA
13	-	-	-	8	4,387	CYPRUS
37,571	23,300	32,058	11,052	887	106,911	CZECH REPUBLIC
-	-	-	-	-	427	CZECHOSLOVAKIA
1,215	522	585	50	7,044	421,795	DENMARK
-	-	-	3	47	568	ESTONIA
-	-	1	-	-	4	FAEROE ISLANDS
16,203	469	1,802	60	3,333	362,243	FINLAND
6,874	6,330	7,319	12,597	18,948	1,772,373	FRANCE
-	625	-	-	-	757	GEORGIA
12,032	7,728	8,777	17,543	41,015	4,415,946	GERMANY
-	-	-	-	-	96	GIBRALTAR (UK)
32,044	2,647	1,511	56	8,453	1,849,786	GREECE
39	4	-	-	119	1,994	HUNGARY

TOTALS MAY NOT ADD DUE TO ROUNDING

* LESS THAN $500

AS OF 30 SEP 03

COMMERCIAL EXPORTS LICENSED UNDER ARMS EXPORT CONTROL ACT (CONTINUED)

(DOLLARS IN THOUSANDS)

	FY 1950 FY 1993	FY 1994	FY 1995	FY 1996	FY 1997	FY 1998
EUROPE (CONTINUED)						
ICELAND	1,237	21	5	17	12	8
IRELAND	8,353	687	471	3,288	62	209
ITALY	2,662,028	53,196	37,566	33,923	16,797	20,799
KAZAKHSTAN	-	3	55	6,559	51	-
LATVIA	-	-	6	2	-	-
LIECHTENSTEIN	125	2	-	-	-	-
LITHUANIA	-	*	-	5	-	-
LUXEMBOURG	108,440	111	338	1,388	475	611
MACEDONIA (FYROM)	-	-	-	16	-	-
MALTA	293	5	61	-	-	1
MOLDOVA	-	-	13	2	-	-
MONACO	332	-	8	2	17	4
NETHERLANDS	1,219,439	5,730	6,148	9,992	17,377	10,144
NORWAY	689,613	42,625	9,980	5,803	11,415	3,716
POLAND	912	661	100	914	195	195
PORTUGAL	175,928	1,897	2,491	6,720	970	1,509
ROMANIA	5,152	11	30	654	18,522	49
RUSSIA	92	526	7,079	2,132	285	12
SAN MARINO	6	-	-	-	-	-
SLOVAKIA	295	30	117	230	98	-
SLOVENIA	-	141	-	8	150	5
SPAIN	1,020,937	19,695	36,328	14,961	15,175	16,529
SVALBARD & JAN MAYEN	3,543	-	-	-	-	-
SWEDEN	799,083	14,109	5,571	20,687	12,399	15,177
SWITZERLAND	911,987	10,219	3,688	5,976	2,018	3,737
TURKEY	1,060,686	14,824	176,764	71,705	107,113	567,150
TURKMENISTAN	-	*	-	*	-	-
UKRAINE	-	6	35	9	5	-
UNION OF SOV SOC REP	21	-	-	-	-	-
UNITED KINGDOM	4,677,564	113,322	107,095	36,049	95,222	50,636
UZBEKISTAN	-	-	4	-	6	-
YUGOSLAVIA	134,557	-	-	-	-	-
AFRICA	319,312	525	3,645	7,264	5,030	1,819
ANGOLA	90	19	10	-	12	1
BENIN	35	-	-	1	-	-
BOTSWANA	33,231	1	27	175	78	650
BURKINA FASO	1,093	-	-	-	2	1
BURUNDI	562	-	38	9	-	-
CAMEROON	17,733	*	18	5	-	18
CAPE VERDE	1	-	-	-	-	-
CENTRAL AFRICAN REP	96	-	-	-	-	-
CHAD	25,283	-	-	-	-	-
COMOROS	17	-	-	-	-	-

TOTALS MAY NOT ADD DUE TO ROUNDING * LESS THAN $500

AS OF 30 SEP 03

COMMERCIAL EXPORTS LICENSED UNDER ARMS EXPORT CONTROL ACT (CONTINUED)

(DOLLARS IN THOUSANDS)

FY 1999	FY 2000	FY 2001	FY 2002	FY 2003	FY 1950 FY 2003	
						EUROPE (CONTINUED)
5	1	1	-	7	1,315	ICELAND
394	212	217	-	584	14,477	IRELAND
6,346	5,627	10,131	3,682	532,665	3,382,760	ITALY
-	-	-	-	-	6,668	KAZAKHSTAN
-	-	-	-	25	33	LATVIA
-	-	120	-	-	247	LIECHTENSTEIN
-	-	-	-	-	6	LITHUANIA
297	292	293	-	563	112,808	LUXEMBOURG
-	46	120	-	495	677	MACEDONIA (FYROM)
-	-	-	-	16	377	MALTA
-	-	-	-	-	15	MOLDOVA
2	-	-	-	5	370	MONACO
4,703	3,085	5,252	3,885	8,580	1,294,336	NETHERLANDS
1,841	897	1,954	868	3,671	772,383	NORWAY
546	921	358	32	1,336	6,171	POLAND
819	11,912	1,711	374	745	205,077	PORTUGAL
189	169	8	143	147	25,074	ROMANIA
34	-	51	-	1,623	11,835	RUSSIA
-	-	-	-	-	6	SAN MARINO
-	-	47	-	-	818	SLOVAKIA
797	-	-	-	1,086	2,187	SLOVENIA
4,299	4,443	6,040	1,131	35,193	1,174,730	SPAIN
-	-	-	-	-	3,543	SVALBARD & JAN MAYEN
12,657	21,625	5,610	6,249	10,220	923,386	SWEDEN
2,352	1,282	1,647	1,047	1,834	945,786	SWITZERLAND
7,751	36,464	27,196	17,227	25,165	2,112,045	TURKEY
-	625	-	-	-	625	TURKMENISTAN
-	-	-	-	-	55	UKRAINE
-	-	-	-	-	21	UNION OF SOV SOC REP
35,034	34,133	27,140	18,905	59,460	5,254,561	UNITED KINGDOM
-	-	-	-	-	10	UZBEKISTAN
-	-	-	-	-	134,557	YUGOSLAVIA
242	921	2,223	823	3,887	345,691	AFRICA
-	-	-	-	301	434	ANGOLA
-	-	-	-	-	35	BENIN
10	226	429	785	468	36,080	BOTSWANA
-	-	-	-	-	1,096	BURKINA FASO
-	-	-	-	-	610	BURUNDI
1	-	-	-	-	17,775	CAMEROON
-	-	-	-	-	1	CAPE VERDE
-	-	-	-	-	96	CENTRAL AFRICAN REP
-	-	-	-	-	25,283	CHAD
-	-	-	-	-	17	COMOROS

TOTALS MAY NOT ADD DUE TO ROUNDING

* LESS THAN $500

AS OF 30 SEP 03

COMMERCIAL EXPORTS LICENSED UNDER ARMS EXPORT CONTROL ACT (CONTINUED)

(DOLLARS IN THOUSANDS)

	FY 1950 FY 1993	FY 1994	FY 1995	FY 1996	FY 1997	FY 1998
AFRICA (CONTINUED)						
CONGO (BRAZZAVILLE)	124	29	3	-	-	-
CONGO (KINSHASA)	6,613	-	-	-	-	-
DJIBOUTI	4,199	-	-	-	-	-
EQUATORIAL GUINEA	*	-	-	-	-	-
ERITREA	-	-	341	-	7	7
ETHIOPIA	3,856	156	92	-	10	-
GABON	5,428	3	1	12	9	-
GAMBIA	387	-	16	-	-	-
GHANA	1,027	-	6	-	3,284	1
GUINEA	709	-	-	-	-	-
GUINEA-BISSAU	33	-	-	-	-	-
IVORY COAST	1,422	8	7	16	13	-
KENYA	21,175	23	419	19	128	68
LESOTHO	33	-	-	-	-	-
LIBERIA	2,559	-	-	-	-	-
MADAGASCAR	809	*	-	-	-	-
MALAWI	11	-	-	-	-	*
MALI	37	-	1	-	-	-
MAURITANIA	705	-	-	85	-	-
MAURITIUS	588	4	225	7	2	-
MOZAMBIQUE	1,274	-	-	-	-	-
NAMIBIA	1,634	16	38	6	194	22
NIGER	3,925	2	1	1	1	1
NIGERIA	116,699	14	25	3,318	*	-
REUNION (FR)	109	-	-	-	-	-
RWANDA	10	-	-	-	-	-
SENEGAL	873	27	-	-	14	4
SEYCHELLES	42	-	-	-	-	-
SIERRA LEONE	82	-	-	-	-	-
SOMALIA	2,163	-	-	-	-	-
SOUTH AFRICA	26,937	132	1,209	1,863	1,161	915
ST HELENA (UK)	1	-	-	-	-	-
SUDAN	15,859	-	-	-	-	-
SWAZILAND	126	-	-	-	-	-
TANZANIA	3,733	2	2	3	69	58
TOGO	1,680	-	-	50	-	-
UGANDA	10,688	18	1	63	-	-
WESTERN SAHARA	21	-	-	-	-	-
ZAMBIA	3,132	16	1,093	1,595	3	*
ZIMBABWE	2,466	52	71	36	45	72
WESTERN HEMISPHERE	4,505,897	235,653	490,612	161,467	56,334	71,411
ANGUILLA	211	-	-	-	-	-
ANTIGUA & BARBUDA	81	-	1	1	-	8

TOTALS MAY NOT ADD DUE TO ROUNDING * LESS THAN $500

AS OF 30 SEP 03

COMMERCIAL EXPORTS LICENSED UNDER ARMS EXPORT CONTROL ACT (CONTINUED)

(DOLLARS IN THOUSANDS)

FY 1999	FY 2000	FY 2001	FY 2002	FY 2003	FY 1950 FY 2003	
						AFRICA (CONTINUED)
-	-	-	-	-	156	CONGO (BRAZZAVILLE)
-	-	-	-	-	6,613	CONGO (KINSHASA)
-	-	-	-	102	4,301	DJIBOUTI
-	-	-	-	-	*	EQUATORIAL GUINEA
-	-	-	-	2	358	ERITREA
-	-	-	-	28	4,143	ETHIOPIA
-	-	280	8	-	5,741	GABON
-	-	-	-	-	403	GAMBIA
-	-	-	-	95	4,413	GHANA
-	-	-	-	-	709	GUINEA
-	-	-	-	-	33	GUINEA-BISSAU
-	-	-	-	346	1,811	IVORY COAST
5	300	20	-	11	22,169	KENYA
-	-	-	-	-	33	LESOTHO
-	-	-	-	-	2,559	LIBERIA
-	-	-	-	-	809	MADAGASCAR
-	-	-	-	-	11	MALAWI
-	-	-	-	-	38	MALI
-	-	-	-	23	813	MAURITANIA
-	4	-	-	191	1,022	MAURITIUS
-	-	-	-	-	1,274	MOZAMBIQUE
-	28	-	-	6	1,944	NAMIBIA
-	-	-	-	-	3,930	NIGER
-	2	58	8	1,502	121,627	NIGERIA
-	-	-	-	-	109	REUNION (FR)
-	-	-	-	25	35	RWANDA
-	-	-	-	-	918	SENEGAL
-	-	-	-	-	42	SEYCHELLES
-	-	-	-	-	82	SIERRA LEONE
-	-	-	-	-	2,163	SOMALIA
176	240	740	22	578	33,972	SOUTH AFRICA
-	-	-	-	-	1	ST HELENA (UK)
-	-	-	-	-	15,859	SUDAN
-	-	-	-	-	126	SWAZILAND
48	-	-	-	-	3,915	TANZANIA
-	-	-	-	-	1,729	TOGO
-	-	-	-	200	10,971	UGANDA
-	-	-	-	-	21	WESTERN SAHARA
-	-	696	-	9	6,544	ZAMBIA
2	121	-	-	-	2,865	ZIMBABWE
58,980	43,921	293,357	22,399	324,702	6,264,734	WESTERN HEMISPHERE
-	-	2	2	-	215	ANGUILLA
177	1	-	-	29	298	ANTIGUA & BARBUDA

TOTALS MAY NOT ADD DUE TO ROUNDING

* LESS THAN $500

AS OF 30 SEP 03

COMMERCIAL EXPORTS LICENSED UNDER ARMS EXPORT CONTROL ACT (CONTINUED)

(DOLLARS IN THOUSANDS)

	FY 1950 FY 1993	FY 1994	FY 1995	FY 1996	FY 1997	FY 1998
WESTERN HEMISPHERE (CONTINUED)						
ARGENTINA	184,353	19,219	1,888	2,169	2,743	1,312
ARUBA	7	5	5	11	-	15
BAHAMAS	5,097	17	-	25	2	1
BARBADOS	1,106	33	67	39	23	15
BELIZE	845	29	41	38	27	208
BERMUDA	2,817	83	22	10	7	-
BOLIVIA	10,703	113	8,535	1,098	130	684
BR VIRGIN ISLAND(UK)	364	3	-	1	4	-
BRAZIL	383,636	124,123	5,730	3,629	8,726	6,530
CANADA	1,827,311	15,719	884	211	1,201	1,551
CAYMAN ISLANDS (UK)	1,927	8	17	-	3	7
CHILE	20,536	1,404	2,446	1,365	1,513	3,333
COLOMBIA	117,918	2,341	8,943	6,623	11,809	42,699
COSTA RICA	13,206	379	610	332	226	326
DOMINICA	1,122	1	*	-	-	-
DOMINICAN REPUBLIC	10,772	1,952	95	72	104	206
ECUADOR	72,380	529	3,503	2,072	1,864	2,964
EL SALVADOR	12,870	1,944	641	2,498	666	132
FALKLAND ISLANDS(UK)	414	-	-	-	-	-
FRENCH GUIANA (FR)	826,467	6,424	2,295	110,983	15,418	1,550
GREENLAND (DEN)	43	-	27	-	14	-
GRENADA	89	*	-	-	10	*
GUADELOUPE (FR)	32	-	-	-	-	-
GUATEMALA	16,480	1,496	445,182	40	313	300
GUYANA	16,916	85	44	14	26	49
HAITI	2,760	-	489	87	55	12
HONDURAS	18,100	344	437	172	30	278
JAMAICA	5,161	455	124	65	81	47
MARTINIQUE (FR)	34	4	-	-	-	-
MEXICO	256,812	54,479	1,990	13,505	3,737	5,193
MONTSERRAT (UK)	17	-	-	3	-	-
NETH ANTILLES (NE)	2,926	48	*	18	40	114
NICARAGUA	4,558	1,255	-	11	78	1
PANAMA	55,706	354	455	37	2,208	265
PARAGUAY	29,893	55	233	11,367	28	111
PERU	140,960	203	2,643	1,345	128	39
ST KITTS AND NEVIS	15	1	1	5	3	3
ST LUCIA	50	5	8	4	13	6
ST PIERRE + MIQUELON	2	-	-	-	-	-
ST VINCENT + GREN.	13	-	105	1	2	*
SURINAME	465	1	61	94	6	2
TRINIDAD + TOBAGO	4,621	117	1,574	42	102	115
TURKS & CAICOS (UK)	62	3	*	-	-	1

TOTALS MAY NOT ADD DUE TO ROUNDING

* LESS THAN $500

AS OF 30 SEP 03

COMMERCIAL EXPORTS LICENSED UNDER ARMS EXPORT CONTROL ACT (CONTINUED)

(DOLLARS IN THOUSANDS)

FY 1999	FY 2000	FY 2001	FY 2002	FY 2003	FY 1950 FY 2003	WESTERN HEMISPHERE (CONTINUED)
485	1,064	257,185	48	324	470,791	ARGENTINA
-	-	-	-	-	43	ARUBA
1,658	41	-	-	5	6,846	BAHAMAS
9	-	2	-	45	1,340	BARBADOS
-	25	-	41	79	1,333	BELIZE
-	-	-	-	1	2,941	BERMUDA
-	14	414	3	43	21,737	BOLIVIA
-	288	-	-	-	660	BR VIRGIN ISLAND(UK)
1,831	2,034	3,247	1,273	7,111	547,869	BRAZIL
1,758	25,016	17,489	7,895	154,212	2,053,247	CANADA
-	5	-	-	10	1,977	CAYMAN ISLANDS (UK)
2,096	2,405	1,472	1,175	2,408	40,153	CHILE
996	1,155	1,874	20	8,425	202,802	COLOMBIA
179	985	143	-	423	16,809	COSTA RICA
-	-	1	-	26	1,150	DOMINICA
68	348	102	-	776	14,496	DOMINICAN REPUBLIC
705	41	72	98	1,056	85,284	ECUADOR
161	102	37	-	903	19,954	EL SALVADOR
-	-	-	-	-	414	FALKLAND ISLANDS(UK)
161	1,109	-	-	111,780	1,076,187	FRENCH GUIANA (FR)
2	-	-	-	-	86	GREENLAND (DEN)
-	40	-	-	24	163	GRENADA
-	-	-	-	-	32	GUADELOUPE (FR)
26	399	437	-	273	464,946	GUATEMALA
3	101	81	-	140	17,459	GUYANA
-	31	-	-	-	3,434	HAITI
6	13	2	7	13	19,403	HONDURAS
74	191	91	-	241	6,530	JAMAICA
-	-	-	-	-	38	MARTINIQUE (FR)
5,521	7,649	9,755	10,963	12,494	382,098	MEXICO
-	-	-	-	-	20	MONTSERRAT (UK)
-	17	1	629	40	3,833	NETH ANTILLES (NE)
-	-	-	-	299	6,202	NICARAGUA
39	54	-	17	20	59,155	PANAMA
93	-	-	-	-	41,781	PARAGUAY
35	120	55	-	162	145,690	PERU
1	-	1	-	2	32	ST KITTS AND NEVIS
-	116	-	-	45	247	ST LUCIA
-	-	-	-	-	2	ST PIERRE + MIQUELON
-	-	11	-	4	136	ST VINCENT + GREN.
11	14	-	-	17	670	SURINAME
213	4	133	-	145	7,065	TRINIDAD + TOBAGO
-	1	4	-	3	75	TURKS & CAICOS (UK)

TOTALS MAY NOT ADD DUE TO ROUNDING

* LESS THAN $500

AS OF 30 SEP 03

COMMERCIAL EXPORTS LICENSED UNDER ARMS EXPORT CONTROL ACT (CONTINUED)

(DOLLARS IN THOUSANDS)

	FY 1950 FY 1993	FY 1994	FY 1995	FY 1996	FY 1997	FY 1998
WESTERN HEMISPHERE (CONTINUED)						
URUGUAY	10,080	517	218	168	146	152
VENEZUELA	445,958	1,903	1,296	3,311	4,852	3,181
NON REGIONAL	5,248,566	1,294,090	875,290	274,256	635,013	392,742
CLASSIFIED TOTALS A/	5,248,566	1,294,090	875,290	274,256	635,013	392,742
INTERNATL. ORG. AND VARIOUS	916,372	42,967	78,890	3,523	2,193	1,723

NOTE: THIS TABLE SHOWS THE TOTAL DOLLAR VALUE OF EXPORTS MADE AGAINST LICENSES GRANTED BY THE DEPARTMENT OF STATE FOR THE EXPORT OF DEFENSE ARTICLES TO FOREIGN GOVERNMENTS BY U.S. COMMERCIAL ENTITIES. THESE DATA ARE COMPILED BY THE OFFICE OF DEFENSE TRADE CONTROLS, DEPARTMENT OF STATE, FROM INFORMATION PROVIDED BY THE U.S. CUSTOMS SERVICE.

A/ FOR FURTHER INFORMATION, SEE THE CLASSIFIED ANNEX TO THE CONGRESSIONAL PRESENTATION DOCUMENT FOR FOREIGN OPERATIONS.

TOTALS MAY NOT ADD DUE TO ROUNDING

* LESS THAN $500

AS OF 30 SEP 03

COMMERCIAL EXPORTS LICENSED UNDER ARMS EXPORT CONTROL ACT (CONTINUED)

(DOLLARS IN THOUSANDS)

FY 1999	FY 2000	FY 2001	FY 2002	FY 2003	FY 1950 FY 2003	
						WESTERN HEMISPHERE (CONTINUED)
706	156	197	1	135	12,477	URUGUAY
41,966	382	549	227	22,989	526,614	VENEZUELA
195,703	120,981	217,256	25,157	433,974	9,713,028	NON REGIONAL
195,703	120,981	217,256	25,157	433,974	9,713,028	CLASSIFIED TOTALS A/
616	943	5,372	295	5,726	1,058,619	INTERNATL. ORG. AND VARIOUS

TOTALS MAY NOT ADD DUE TO ROUNDING

* LESS THAN $500

AS OF 30 SEP 03

MAP MERGER FUNDS

(DOLLARS IN THOUSANDS)

	FY 1950 FY 1993	FY 1994	FY 1995	FY 1996	FY 1997	FY 1998
WORLDWIDE	4,572,013	-	-	-	-	-
EAST ASIA AND PACIFIC	594,901	-	-	-	-	-
FIJI	287	-	-	-	-	-
INDONESIA	11,000	-	-	-	-	-
REP OF PHILIPPINES	462,387	-	-	-	-	-
THAILAND	121,227	-	-	-	-	-
NEAR EAST AND SOUTH ASIA	423,991	-	-	-	-	-
JORDAN	66,337	-	-	-	-	-
MOROCCO	198,123	-	-	-	-	-
NEPAL	500	-	-	-	-	-
TUNISIA	143,996	-	-	-	-	-
YEMEN	15,035	-	-	-	-	-
EUROPE	1,688,354	-	-	-	-	-
FINLAND	300	-	-	-	-	-
GREECE	60,000	-	-	-	-	-
PORTUGAL	372,990 B/	-	-	-	-	-
TURKEY	1,255,064	-	-	-	-	-
AFRICA	546,594	-	-	-	-	-
BOTSWANA	11,997	-	-	-	-	-
CAMEROON	473	-	-	-	-	-
CAPE VERDE	35	-	-	-	-	-
CENTRAL AFRICAN REP	578	-	-	-	-	-
CHAD	29,119 A/	-	-	-	-	-
CONGO (KINSHASA) B/	37,096	-	-	-	-	-
DJIBOUTI	10,639	-	-	-	-	-
EQUATORIAL GUINEA	1,480	-	-	-	-	-
GAMBIA	654	-	-	-	-	-
GHANA	425	-	-	-	-	-
GUINEA	8,064	-	-	-	-	-
GUINEA-BISSAU	824	-	-	-	-	-
IVORY COAST	1,000	-	-	-	-	-
KENYA	97,589	-	-	-	-	-
LIBERIA B/	39,147	-	-	-	-	-
MADAGASCAR	4,034	-	-	-	-	-
MALAWI	4,633	-	-	-	-	-
MALI	700	-	-	-	-	-
MAURITANIA	1,596	-	-	-	-	-
NIGER	17,143	-	-	-	-	-
RWANDA	750	-	-	-	-	-
SAO TOME & PRINCIPE	315	-	-	-	-	-
SENEGAL	13,558	-	-	-	-	-
SEYCHELLES	225	-	-	-	-	-

TOTALS MAY NOT ADD DUE TO ROUNDING

* LESS THAN $500

AS OF 30 SEP 03

MAP MERGER FUNDS

(DOLLARS IN THOUSANDS)

FY 1999	FY 2000	FY 2001	FY 2002	FY 2003	FY 1950 FY 2003		
-	-	-	-	-	4,572,013	C/D/	WORLDWIDE
-	-	-	-	-	594,901		EAST ASIA AND PACIFIC
-	-	-	-	-	287		FIJI
-	-	-	-	-	11,000		INDONESIA
-	-	-	-	-	462,387		REP OF PHILIPPINES
-	-	-	-	-	121,227		THAILAND
-	-	-	-	-	423,991		NEAR EAST AND SOUTH ASIA
-	-	-	-	-	66,337		JORDAN
-	-	-	-	-	198,123		MOROCCO
-	-	-	-	-	500		NEPAL
-	-	-	-	-	143,996		TUNISIA
-	-	-	-	-	15,035		YEMEN
-	-	-	-	-	1,688,354		EUROPE
-	-	-	-	-	300		FINLAND
-	-	-	-	-	60,000		GREECE
-	-	-	-	-	372,990		PORTUGAL
-	-	-	-	-	1,255,064		TURKEY
-	-	-	-	-	546,594		AFRICA
-	-	-	-	-	11,997		BOTSWANA
-	-	-	-	-	473		CAMEROON
-	-	-	-	-	35		CAPE VERDE
-	-	-	-	-	578		CENTRAL AFRICAN REP
-	-	-	-	-	29,119		CHAD
-	-	-	-	-	37,096		CONGO (KINSHASA) B/
-	-	-	-	-	10,639		DJIBOUTI
-	-	-	-	-	1,480		EQUATORIAL GUINEA
-	-	-	-	-	654		GAMBIA
-	-	-	-	-	425		GHANA
-	-	-	-	-	8,064		GUINEA
-	-	-	-	-	824		GUINEA-BISSAU
-	-	-	-	-	1,000		IVORY COAST
-	-	-	-	-	97,589		KENYA
-	-	-	-	-	39,147		LIBERIA B/
-	-	-	-	-	4,034		MADAGASCAR
-	-	-	-	-	4,633		MALAWI
-	-	-	-	-	700		MALI
-	-	-	-	-	1,596		MAURITANIA
-	-	-	-	-	17,143		NIGER
-	-	-	-	-	750		RWANDA
-	-	-	-	-	315		SAO TOME & PRINCIPE
-	-	-	-	-	13,558		SENEGAL
-	-	-	-	-	225		SEYCHELLES

TOTALS MAY NOT ADD DUE TO ROUNDING

* LESS THAN $500

AS OF 30 SEP 03

MAP MERGER FUNDS

(DOLLARS IN THOUSANDS)

	FY 1950 FY 1993	FY 1994	FY 1995	FY 1996	FY 1997	FY 1998
AFRICA (CONTINUED)						
SIERRA LEONE	2,181	-	-	-	-	-
SOMALIA B/	118,489	-	-	-	-	-
SUDAN B/	143,276	-	-	-	-	-
TANZANIA	50	-	-	-	-	-
TOGO	500	-	-	-	-	-
UGANDA	25	-	-	-	-	-
WESTERN HEMISPHERE	1,318,172	-	-	-	-	-
ANTIGUA & BARBUDA	4,396	-	-	-	-	-
BARBADOS	2,202	-	-	-	-	-
BELIZE	2,729	-	-	-	-	-
BOLIVIA	10,435	-	-	-	-	-
COLOMBIA	18,841	-	-	-	-	-
COSTA RICA	28,153	-	-	-	-	-
DOMINICA	3,423	-	-	-	-	-
DOMINICAN REPUBLIC	16,019	-	-	-	-	-
ECUADOR	10,000	-	-	-	-	-
EL SALVADOR	733,502	-	-	-	-	-
GRENADA	7,762	-	-	-	-	-
GUATEMALA	27,897	-	-	-	-	-
HAITI	2,933	-	-	-	-	-
HONDURAS	380,935	-	-	-	-	-
JAMAICA	28,745	-	-	-	-	-
PANAMA	24,728	-	-	-	-	-
PERU	2,500	-	-	-	-	-
ST KITTS AND NEVIS	4,145	-	-	-	-	-
ST LUCIA	2,769	-	-	-	-	-
ST VINCENT + GREN.	4,959	-	-	-	-	-
TRINIDAD + TOBAGO	100	-	-	-	-	-
URUGUAY	1,000	-	-	-	-	-

NOTE: IN THE FY 1982 EDITION OF THIS BOOKLET, MAP MERGER FUNDS WERE INCLUDED IN THE MILITARY ASSISTANCE PROGRAM TOTALS. HENCEFORTH, MAP MERGER FUNDS WILL BE DISPLAYED SEPARATELY.

A/ MAP MERGER FUNDS FOR PORTUGAL OF $6.5 MILLION IN FY 1982, $25.0 MILLION IN FY 1983, $10.0 MILLION IN FY 1984, AND FOR CHAD $110 THOUSAND IN FY 1984, ARE INCLUDED IN THE MILITARY ASSISTANCE PROGRAM.

B/ P.L. 102-298, DATED JUNE 4, 1992, RESCINDED A TOTAL OF $12.51 MILLION IN MAP MERGER FUNDS FOR THE FOLLOWING COUNTRIES: LIBERIA $951,898.09; SOMALIA $6,238,744.86; SUDAN $4,746,735.60; CONGA(KINSHASA), FORMERLY ZAIRE $572,621.45.

C/ P.L. 102-391, DATED OCTOBER 6, 1992, RESCINDED $25.586 MILLION IN FOREIGN MILITARY FINANCING GRANTS AND MAP MERGER FUNDS OF $20.164 MILLION, FOR A TOTAL OF $45.75 MILLION. SEE SECDEF/USDP/DSAA MESSAGE, DTG 070726Z JAN 93, FOR DETAILS CONCERNING MAP MERGER RESCISSIONS.

TOTALS MAY NOT ADD DUE TO ROUNDING

* LESS THAN $500

AS OF 30 SEP 03

MAP MERGER FUNDS

(DOLLARS IN THOUSANDS)

FY 1999	FY 2000	FY 2001	FY 2002	FY 2003	FY 1950 FY 2003	
						AFRICA (CONTINUED)
-	-	-	-	-	2,181	SIERRA LEONE
-	-	-	-	-	118,489	SOMALIA B/
-	-	-	-	-	143,276	SUDAN B/
-	-	-	-	-	50	TANZANIA
-	-	-	-	-	500	TOGO
-	-	-	-	-	25	UGANDA
-	-	-	-	-	1,318,172	WESTERN HEMISPHERE
-	-	-	-	-	4,396	ANTIGUA & BARBUDA
-	-	-	-	-	2,202	BARBADOS
-	-	-	-	-	2,729	BELIZE
-	-	-	-	-	10,435	BOLIVIA
-	-	-	-	-	18,841	COLOMBIA
-	-	-	-	-	28,153	COSTA RICA
-	-	-	-	-	3,423	DOMINICA
-	-	-	-	-	16,019	DOMINICAN REPUBLIC
-	-	-	-	-	10,000	ECUADOR
-	-	-	-	-	733,502	EL SALVADOR
-	-	-	-	-	7,762	GRENADA
-	-	-	-	-	27,897	GUATEMALA
-	-	-	-	-	2,933	HAITI
-	-	-	-	-	380,935	HONDURAS
-	-	-	-	-	28,745	JAMAICA
-	-	-	-	-	24,728	PANAMA
-	-	-	-	-	2,500	PERU
-	-	-	-	-	4,145	ST KITTS AND NEVIS
-	-	-	-	-	2,769	ST LUCIA
-	-	-	-	-	4,959	ST VINCENT + GREN.
-	-	-	-	-	100	TRINIDAD + TOBAGO
-	-	-	-	-	1,000	URUGUAY

TOTALS MAY NOT ADD DUE TO ROUNDING

* LESS THAN $500

AS OF 30 SEP 03

MAP MERGER FUNDS

D/ IN FY 1994, P.L. 103-211 RESCINDED $91,721 THOUSAND OF FOREIGN MILITARY FINANCING AND MAP MERGER FUNDS INVOLVING 29 COUNTRIES AND INTERNATIONAL ORGANIZATIONS AS FOLLOWS: FOREIGN MILITARY FINANCING FUNDS OF $90,282 THOUSAND AND MAP MERGER FUNDS OF $439 THOUSAND. SECDEF MESSAGE DTG 261745Z APRIL 1994, SUBJECT: FY 1994 FOREIGN MILITARY FINANCING (FMF) RESCISSION, PROVIDES DETAILS REGARDING COUNTRIES AND FISCAL YEARS AFFECTED BY THIS RESCISSION.

MILITARY ASSISTANCE PROGRAM

INCLUDES MASF, EMERGENCY DRAWDOWNS, AND OTHER GRANT ASSISTANCE

(Dollars in Millions)

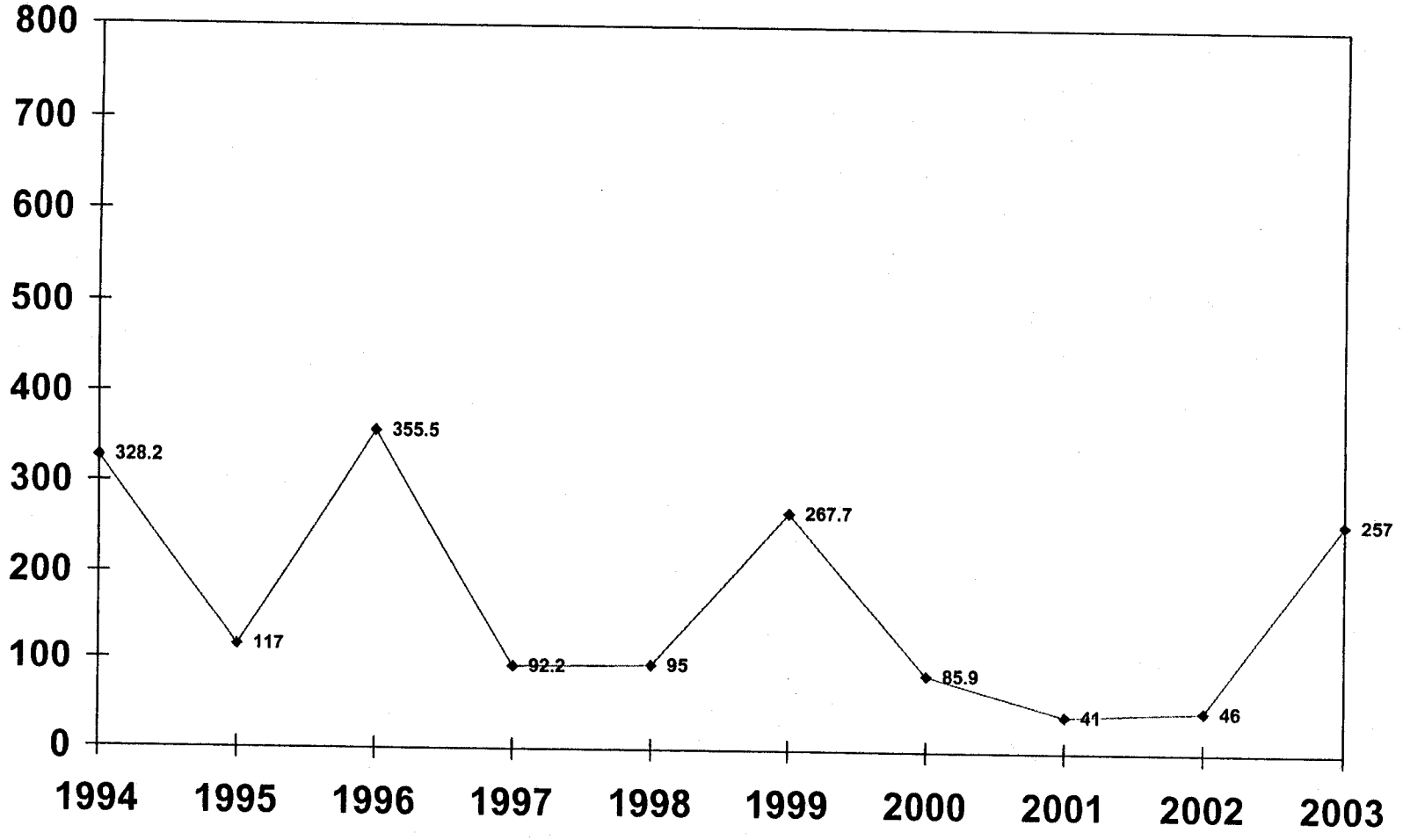

MILITARY ASSISTANCE PROGRAM
INCLUDES MASF, EMERGENCY DRAWDOWNS, AND OTHER GRANT ASSISTANCE; EXCLUDES TRAINING

(DOLLARS IN THOUSANDS)

	FY 1950 FY 1993	FY 1994	FY 1995	FY 1996	FY 1997	FY 1998
WORLDWIDE	55,701,771	328,224	117,000	355,284	91,209	95,000
EAST ASIA AND PACIFIC	29,036,420	-		3,151	-	-
AUSTRALIA	-	-	-	151 C/	-	-
CAMBODIA	1,177,163	-	-	-	-	-
INDOCHINA	708,977	-	-	-	-	-
INDONESIA	192,322	-	-	-	-	-
JAPAN	810,276	-	-	-	-	-
KOREA (SEOUL) A/	5,471,719	-	-	-	-	-
LAOS A/	1,471,876 C/	-	-	-	-	-
MYANMAR	72,134	-	-	-	-	-
REP OF PHILIPPINES A/	634,435	-	-	-	-	-
TAIWAN	2,554,637	-	-	-	-	-
THAILAND A/	1,169,030	-	-	-	-	-
VIETNAM A/	14,773,851	-	-	3,000 C/	-	-
NEAR EAST AND SOUTH ASIA	2,846,447	179,400	80,000	122,000	34,582	25,000
AFGHANISTAN	2	-	-	-	-	-
BANGLADESH	5,769		-	-	-	-
EGYPT	-	13,500 C/	-	-	-	-
INDIA	90,256	-	-	-	-	-
IRAN	766,733	-	-	-	-	-
IRAQ	45,208	-	-	-	14,000 I/	-
ISRAEL	670,932 C/	165,900 C/	80,000 C/	22,000 C/	-	-
JORDAN	489,891	-	-	100,000 C/	20,582	25,000 C/
LEBANON	13,585	-	-	-	-	-
LIBYA	12,624	-	-	-	-	-
MOROCCO	29,600	-	-	-	-	-
NEPAL	1,678	-	-	-	-	-
PAKISTAN	652,831 C/	-	-	-	-	-
SAUDI ARABIA	23,868	-	-	-	-	-
SRI LANKA	3,167	-	-	-	-	-
TUNISIA	40,304	-	-	-	-	-
EUROPE	18,874,673	-	32,000	100,000	-	-
AUSTRIA	96,310	-	-	-	-	-
BELGIUM	1,203,784	-	-	-	-	-
BOSNIA-HERZEGOVINA	-	-	-	100,000 C/	-	-
DENMARK	587,274	-	-	-	-	-
FRANCE	4,045,066	-	-	-	-	-
GEORGIA	-	-	-	-	-	-
GERMANY	884,774	-	-	-	-	-
GREECE	1,673,183	-	-	-	-	-
HUNGARY	7,000	-	-	-	-	-
ITALY	2,243,742	-	-	-	-	-

TOTALS MAY NOT ADD DUE TO ROUNDING

* LESS THAN $500

AS OF 30 SEP 03

MILITARY ASSISTANCE PROGRAM
INCLUDES MASF, EMERGENCY DRAWDOWNS, AND OTHER GRANT ASSISTANCE; EXCLUDES TRAINING

(DOLLARS IN THOUSANDS)

FY 1999	FY 2000	FY 2001	FY 2002	FY 2003	FY 1950 FY 2003	
267,700	85,918	41,000	46,000	257,000	57,013,327	WORLDWIDE
55,000	-	-	10,000	-	29,104,620	EAST ASIA AND PACIFIC
-	-	-	-	-	200	AUSTRALIA
-	-	-	-	-	1,177,163	CAMBODIA
-	-	-	-	-	708,977	INDOCHINA
43,000 O/	-	-	-	-	193,322	INDONESIA
-	-	-	-	-	810,276	JAPAN
-	-	-	-	-	5,471,719	KOREA (SEOUL) A/
-	-	-	-	-	1,471,876	LAOS A/
-	-	-	-	-	72,134	MYANMAR
5,000 O/	-	-	10,000 L/	-	649,435	REP OF PHILIPPINES A/
-	-	-	-	-	2,554,637	TAIWAN
7,000 O/	-	-	-	-	1,169,030	THAILAND A/
-	-	-	-	-	14,773,851	VIETNAM A/
30,000	9,000	5,000	7,000	257,000	3,595,429	NEAR EAST AND SOUTH ASIA
-	-	-	2,000 L/	158,000 W/	160,002	AFGHANISTAN
-	-	-	-	-	5,769	BANGLADESH
-	-	-	-	-	13,500	EGYPT
-	-	-	-	-	90,256	INDIA
-	-	-	-	-	766,883	IRAN
-	5,000 S/	-		92,000 V/	156,208	IRAQ
-	-	-	-	-	938,832	ISRAEL
25,000 M/	-	-	-	7,000 W/	667,473	JORDAN
-	-	-	-	-	13,585	LEBANON
-	-	-	-	-	12,624	LIBYA
-	-	-	-	-	29,600	MOROCCO
-	-	-	-	-	1,678	NEPAL
-	-	-	-	-	652,831	PAKISTAN
-	-	-	-	-	23,868	SAUDI ARABIA
-	-	-	-	-	3,167	SRI LANKA
5,000 M/	4,000 M/	5,000 T/	5,000 U/	-	59,304	TUNISIA
35,000	-	-	25,000	-	19,666,673	EUROPE
-	-	-	-	-	96,310	AUSTRIA
-	-	-	-	-	1,203,784	BELGIUM
-	-	-	-	-	100,000	BOSNIA-HERZEGOVINA
-	-	-	-	-	587,274	DENMARK
-	-	-	-	-	4,045,743	FRANCE
-	-	-	25,000 L/T/	-	25,006	GEORGIA
-	-	-	-	-	884,774	GERMANY
-	-	-	-	-	1,673,183	GREECE
-	-	-	-	-	7,000	HUNGARY
-	-	-	-	-	2,243,742	ITALY

TOTALS MAY NOT ADD DUE TO ROUNDING

* LESS THAN $500

AS OF 30 SEP 03

MILITARY ASSISTANCE PROGRAM (CONTINUED)
INCLUDES MASF, EMERGENCY DRAWDOWNS, AND OTHER GRANT ASSISTANCE; EXCLUDES TRAINING

(DOLLARS IN THOUSANDS)

	FY 1950 FY 1993	FY 1994	FY 1995	FY 1996	FY 1997	FY 1998
EUROPE (CONTINUED)						
LUXEMBOURG	7,753	-	-	-	-	-
NETHERLANDS	1,178,056	-	-	-	-	-
NORWAY	862,177	-	-	-	-	-
PORTUGAL	523,068 B/	-	-	-	-	-
SPAIN	689,894	-	-	-	-	-
TURKEY	3,170,169 D/	-	-	-	-	-
UNITED KINGDOM	1,012,855	-	32,000	-	-	-
YUGOSLAVIA	689,570	-	-	-	-	-
AFRICA	305,953	78,750	-	27,133	-	-
BENIN	55	-	-	-	-	-
BURKINA FASO	57	-	-	-	-	-
CAMEROON	239	-	-	-	-	-
CHAD	52,518 B/C/	-	-	-	-	-
CONGO (KINSHASA)	23,308	-	-	-	-	-
ERITREA	-	-	-	10,000	-	-
ETHIOPIA	182,958	-	-	-	-	-
GHANA	-	-	-	-	-	-
GUINEA	810	-	-	-	-	-
IVORY COAST	54	-	-	-	-	-
KENYA	-	-	-	-	-	-
LIBERIA	6,249	-	-	15,000	-	-
MALI	1,865	-	-	-	-	-
NIGER	52	-	-	-	-	-
NIGERIA	-	-	-	-	-	-
RWANDA	-	75,000 C/	-	-	-	-
SENEGAL	11,066 C/	-	-	-	-	-
SIERRA LEONE	-	-	-	-	-	-
SOMALIA	25,000 C/	3,750	-	-	-	-
SUDAN	1,721	-	-	-	-	-
UGANDA	-	-	-	2,133	-	-
WESTERN HEMISPHERE	930,169	66,500	5,000	76,000	57,000	70,000
ANTIGUA & BARBUDA	-	-	-	-	-	12,442 K/
ARGENTINA	49,022	-	-	-	-	-
BAHAMAS	-	-	-	-	-	-
BARBADOS	-	-	-	8,500 C/	1,480 J/	161 K/
BELIZE	405	-	-	-	-	-
BOLIVIA	44,883	-	-	-	-	12,020 K/
BRAZIL	207,163	-	-	-	-	2,003 K/
CHILE	83,931	-	-	-	-	-
COLOMBIA	173,623 C/	-	-	40,500 C/	14,200 J/	31,256 K/
COSTA RICA	930	-	-	-	-	-
CUBA	8,552	-	-	-	-	-

TOTALS MAY NOT ADD DUE TO ROUNDING * LESS THAN $500

AS OF 30 SEP 03

MILITARY ASSISTANCE PROGRAM (CONTINUED)
INCLUDES MASF, EMERGENCY DRAWDOWNS, AND OTHER GRANT ASSISTANCE; EXCLUDES TRAINING

(DOLLARS IN THOUSANDS)

FY 1999	FY 2000	FY 2001	FY 2002	FY 2003	FY 1950 FY 2003	
						EUROPE (CONTINUED)
-	-	-	-	-	7,753	LUXEMBOURG
-	-	-	-	-	1,178,056	NETHERLANDS
-	-	-	-	-	862,177	NORWAY
-	-	-	-	-	523,068	PORTUGAL
-	-	-	-	-	689,894	SPAIN
-	-	-	-	-	3,170,169	TURKEY
-	-	-	-	-	1,044,855	UNITED KINGDOM
35,000 P/	-	-	-	-	689,570	YUGOSLAVIA
3,000	55,600	36,000	4,000	-	510,436	AFRICA
-	-	-	-	-	55	BENIN
					37,600	BOTSWANA
-	37,600 R/	-	-	-	57	BURKINA FASO
-	-	-	-	-	239	CAMEROON
-	-	-	-	-	52,518	CHAD
-	-	-	-	-	23,308	CONGO (KINSHASA)
-	-	-	-	-	10,000	ERITREA
-	-	-	-	-	182,958	ETHIOPIA
-	-	6,323 Q/	4,000 L/	-	10,323	GHANA
-	-	-	-	-	810	GUINEA
-	-	-	-	-	54	IVORY COAST
-	-	-	-	-	-	KENYA
-	-	-	-	-	21,249	LIBERIA
-	-	-	-	-	1,865	MALI
-	-	-	-	-	52	NIGER
-	-	5,398 Q/	-	-	4,000	NIGERIA
-	-	-	-	-	75,000	RWANDA
-	-	3,387 Q/	-	-	14,453	SENEGAL
3,000 N/	18,000 Q/	20,891 Q/	-	-	41,891	SIERRA LEONE
-	-	-	-	-	28,750	SOMALIA
-	-	-	-	-	1,721	SUDAN
-	-	-	-	-	2,133	UGANDA
144,700	20,000	-	-	-	1,369,369	WESTERN HEMISPHERE
-	-	-	-	-	12,442	ANTIGUA & BARBUDA
-	-	-	-	-	49,022	ARGENTINA
-	-	-	-	-	-	BAHAMAS
-	-	-	-	-	10,141	BARBADOS
-	-	-	-	-	405	BELIZE
-	-	-	-	-	44,883	BOLIVIA
-	-	-	-	-	209,166	BRAZIL
-	-	-	-	-	83,931	CHILE
59,000 K/	-	-	-	-	318,579	COLOMBIA
-	-	-	-	-	930	COSTA RICA
-	-	-	-	-	8,552	CUBA

TOTALS MAY NOT ADD DUE TO ROUNDING

* LESS THAN $500

AS OF 30 SEP 03

MILITARY ASSISTANCE PROGRAM (CONTINUED)
INCLUDES MASF, EMERGENCY DRAWDOWNS, AND OTHER GRANT ASSISTANCE; EXCLUDES TRAINING

(DOLLARS IN THOUSANDS)

	FY 1950 FY 1993	FY 1994	FY 1995	FY 1996	FY 1997	FY 1998
WESTERN HEMISPHERE (CONTINUED)						
DOMINICA	-	*	-	-	5 J/	30 K/
DOMINICAN REPUBLIC	21,549	15,000 C/	-	-	-	450 K/
ECUADOR	40,081 C/	-	-	-	-	1,797 K/
EL SALVADOR	74,238	-	-	-	-	-
GRENADA	-	-	-	-	5 J /	52 K/
GUATEMALA	16,247	-	-	-	-	726 K/
GUYANA	-	-	-	-	-	-
HAITI	2,427	50,000 C/	5,000 C/	1,000 C/	-	-
HONDURAS	25,603	-	-	-	-	545 K/
JAMAICA	11,412	1.500 C/	-	-	-	1,200 K/
MEXICO	27,929 C/	-	-	-	37,000 K/	500 K/
NICARAGUA	7,668	-	-	-	-	-
PANAMA	4,392	-	-	-	-	-
PARAGUAY	9,325	-	-	-	-	-
PERU	74,952	-	-	13,750 C/	2,300 J/	5,386 K/
ST KITTS AND NEVIS	-	-	-	-	5 J/	71 K/
ST LUCIA	-	-	-	-	5 J/ -	20 K/
ST VINCENT + GREN.	-	-	-	-	-	341 K/
TRINIDAD + TOBAGO	-	-	-	-	-	1,000 K/
URUGUAY	45,804	-	-	-	-	-
VENEZUELA	33	-	-	12,250 C/	1,000 J/	-
INTERNATL. ORG. AND VARIOUS	1,705,905	3,574	-	-	-	-
GEN. AND REG. COSTS	2,002,204	-	-	4,303	627	-

TOTALS MAY NOT ADD DUE TO ROUNDING

* LESS THAN $500

AS OF 30 SEP 03

MILITARY ASSISTANCE PROGRAM (CONTINUED)
INCLUDES MASF, EMERGENCY DRAWDOWNS, AND OTHER GRANT ASSISTANCE; EXCLUDES TRAINING

(DOLLARS IN THOUSANDS)

FY 1999	FY 2000	FY 2001	FY 2002	FY 2003	FY 1950 FY 2003	
						WESTERN HEMISPHERE (CONTINUED)
-	-	-	-	-	36	DOMINICA
-	-	-	-	-	36,999	DOMINICAN REPUBLIC
5,000 K/	-	-	-	-	46,878	ECUADOR
15,000 L/	-	-	-	-	89,238	EL SALVADOR
-	-	-	-	-	58	GRENADA
15,000 L/	-	-	-	-	16,973	GUATEMALA
-	-	-	-	-	-	GUYANA
-	-	-	-	-	58,527	HAITI
25,000 L/	-	-	-	-	51,148	HONDURAS
-	-	-	-	-	14,112	JAMAICA
-	-	-	-	-	65,429	MEXICO
20,000 L/	-	-	-	-	27,668	NICARAGUA
700 K/	-	-	-	-	5,092	PANAMA
-	-	-	-	-	9,325	PARAGUAY
5,000 K/	-	-	-	-	101,388	PERU
-	-	-	-	-	76	ST KITTS AND NEVIS
-	-	-	-	-	25	ST LUCIA
-	-	-	-	-	341	ST VINCENT + GREN.
-	-	-	-	-	1000	TRINIDAD + TOBAGO
-	-	-	-	-	45,804	URUGUAY
-	20,000 L/	-	-	-	33,283	VENEZUELA
-	1,318	-	-	-	1,612,391	INTERNATL. ORG. AND VARIOUS
-	-	-	-	-	2,007,134	GEN. AND REG. COSTS

TOTALS MAY NOT ADD DUE TO ROUNDING

* LESS THAN $500

AS OF 30 SEP 03

NOTE: INCLUDED IN THE DATA FOR FY 1991, 1992 AND 1993 ARE TRANSFERS OF EXCESS DEFENSE ARTICLES (EDA) UNDER SECTION 519 OF THE FOREIGN ASSISTANCE ACT OF 1961, AS AMENDED. THESE EDA TRANSFERS ARE INTENDED TO HELP MODERNIZE THE MILITARY CAPABILITIES OF COUNTRIES WHICH ARE RECIPIENTS OF FOREIGN MILITARY FINANCING (FMF).

A/ DURING THE PERIOD FY 66-75, GRANT AID FUNDING IN SUPPORT OF ACTIVITIES IN SOUTHEAST ASIA WAS A PART OF THE REGULAR DOD APPROPRIATION AND WAS IDENTIFIED FOR PROGRAMMING PURPOSES AS MILITARY ASSISTANCE SERVICE FUNDED (MASF) PROGRAMS. THE FUNDS WERE USED FOR PROVIDING MILITARY EQUIPMENT AND RELATED SERVICES AND TRAINING TO THOSE COUNTRIES ENGAGED IN THE HOSTILITIES IN SOUTHEAST ASIA, I.E., KOREA, LAOS, PHILIPPINES, THAILAND, AND VIETNAM. ALSO INCLUDED ARE TRANSFERS TO KOREA UNDER SECTION 3, P.L. 91-952, DATED JANUARY 5, 1971 AND SECTION 23 OF P.L. 95-384, DATED SEPTEMBER 26, 1978, AS WELL AS THE TRANSFER OF AMMUNITION TO THAILAND UNDER SECTION 24 OF P.L. 96-92, DATED OCTOBER 29, 1979.

B/ INCLUDES MAP MERGER FUNDS FOR PORTUGAL OF $6.5 MILLION IN FY 1982, $25.0 MILLION IN FY 1983, AND $10.0 MILLION IN FY 1984; FOR CHAD $110 THOUSAND IN FY 1984.

C/ EXCEPT FOR CHAD (1987) WHERE $25.0 MILLION WAS AUTHORIZED, AMOUNTS SHOWN FOR SECTION 506 AND OTHER DRAWDOWNS REFLECT THE AMOUNTS AUTHORIZED IN PRESIDENTIAL DETERMINATIONS, BEGINNING IN FY 1986, NOT THE VALUE OF PROGRAM DIRECTIVES ISSUED AGAINST PRESIDENTIAL DETERMINATIONS, AS REPORTED IN PREVIOUS FISCAL YEARS.

D/ INCLUDES SECTION 506 FUNDING OF $75.0 MILLION FOR KURDISH RELIEF.

E/ LA ANTI-NARCOTICS ASSISTANCE OF $53.3 MILLION ALLOCATED AS FOLLOWS: BELIZE $.5 MILLION; BOLIVIA $7.8 MILLION; COLOMBIA $20.0 MILLION; ECUADOR $3.0 MILLION; JAMAICA $5.0 MILLION; MEXICO $17.0 MILLION.

F/ REPRESENTS SECTION 506 DRAWDOWN PURSUANT TO PRESIDENTIAL DETERMINATION 94-50, DATED SEPTEMBER 19, 1994, FOR THE COUNTRIES PARTICIPATING IN THE MULTINATIONAL COALITION TO RESTORE DEMOCRACY TO HAITI. PARTICIPATING COUNTRIES INCLUDE ANTIGUA-BARBUDA, ARGENTINA, AUSTRALIA, BAHAMAS, BANGLADESH, BARBADOS, BELIZE, BENIN, BOLIVIA, DENMARK, DOMINICA, FRANCE, GRENADA, GUATEMALA, GUYANA, ISRAEL, JAMAICA, JORDAN, NEPAL, NETHERLANDS, NORWAY, THE PHILIPPINES, POLAND, ST. LUCIA, ST. KITTS, ST. VINCENT AND THE GRENADINES, TRINIDAD AND TOBAGO, AND THE UNITED KINGDOM.

G/ REPRESENTS SECTION 552(C)(2) DRAWDOWN PURSUANT TO PRESIDENTIAL DETERMINATION 93-43, DATED 30 SEPTEMBER 1993, FOR THE PROVISION OF COMMODITIES AND SERVICES TO SUPPORT PEACEKEEPING OPERATIONS RELATED TO THE REESTABLISHMENT OF POLICE FORCES IN SOMALIA.

H/ REPRESENTS SECTION 506 DRAWDOWNS PURSUANT TO PRESIDENTIAL DETERMINATIONS 95-29, 95-33, AND 95-34 TO SUPPORT UN RAPID REACTION FORCE (RRF) IN BOSNIA-HERCEGOVINA.

I/ REPRESENTS SECTION 506 AND SECTION 552, FOREIGN ASSISTANCE ACT, DRAWDOWNS PURSUANT TO PRESIDENTIAL DETERMINATION SIGNED DECEMBER 11, 1996, IN THE AMOUNT OF $4.0 MILLION FOR THE MULTINATIONAL TURCOMAN CEASEFIRE MONITORING FORCE AND PRESIDENTIAL DETERMINATION 97-14, SIGNED DECEMBER 27, 1996, IN THE AMOUNT OF $10.0 MILLION FOR REPATRIATION OF IRAQI KURDS TO THE UNITED STATES.

J/ REPRESENTS SECTION 506 DRAWDOWNS FOR LATIN AMERICA COUNTERNARCOTICS ASSISTANCE IN THE AMOUNT OF $20.0 MILLION PURSUANT TO PRESIDENTIAL DETERMINATION PD97-38, SIGNED SEPTEMBER 30,1997, AND $75.0 MILLION PURSUANT TO PD98-41, SIGNED SEPTEMBER 30, 1998.

K/ REPRESENTS SECTION 506 DRAWDOWNS FOR COUNTERNARCOTICS ASSISTANCE IN THE AMOUNT OF $37.0 MILLION PURSUANT TO PRESIDENTIAL DETERMINATION 97-9, SIGNED DECEEMBER, 2,1996.

TOTALS MAY NOT ADD DUE TO ROUNDING * LESS THAN $500

L/ REPRESENTS SECTION 506 DRAWDOWNS FOR DISASTER RELIEF (HURRICANE MITCH) PURSUANT TO PRESIDENTIAL DETERMINATION 99-03, SIGNED NOVEMBER 6, 1998, IN THE AMOUNT OF $30.0 MILLION AND 99-04, SIGNED NOVEMBER 14, 1998 IN THE AMOUNT OF $45.0 MILLION FOR HONDURAS, NICARAGUA, EL SALVADOR AND GUATEMALE; 2000-09, SIGNED DECEMBER 23, 1999, (FLOOD RELIEF) FOR VENEZUELA IN THE AMOUNT OF 20.0 MILLION.

M/ REPRESENTS DRAWDOWNS AUTHORIZED BY THE 1999 FOREIGN OPERATIONS, EXPORT FINANCING AND RELATED PROGRAMS APPROPRIATIONS ACT FOR DEFENSE ARTICLES AND SERVICES PURSUANT TO PRESIDENTIAL DETERMINATIONS 99-18, SIGNED MARCH 25, 1999, FOR JORDAN ($25.0 MILLION); AND FOR TUNISIA 99-32, SIGNED JULY 1, 1999, ($5.0 MILLION) AND 2000-033, SIGNED SEPTEMBER 29, 2000, ($4.0 MILLION).

N/ REPRESENTS SECTION 506 DRAWDOWNS FOR NONLETHAL EMERGENCY MILITARY ASSISTANCE TO STATES PARTICIPATING IN THE ECONOMIC COMMUNITY OF WEST AFRICAN STATES' MONITORING GROUP (ECOMOG) IN THE AMOUNT OF $3.0 MILLION PURSUANT TO PRESIDENTIAL DETERMINATION 99-34, SIGNED AUGUST 13, 1999. THE PARTICIPATING COUNTRIES ARE NIGERIA, GHANA, SIERRA LEONE AND GUINEA.

O/ REPRESENTS SECTION 506 DRAWDOWN TO SUPPORT MULINATIONAL FORCES PARTICIPATING IN INTERNATIONAL OPERATIONS IN EAST TIMOR PURSUANT TO PRESIDENTIAL DETERMINATION 99-39, SIGNED SEPTEMBER 21 1999. PARTICIPATING COUNTRIES ARE PHILIPPINES, NEW ZEALAND, THAILAND AND KENYA.

P/ REPRESENTS DRAWDOWNS AUTHORIZED BY THE 1999 FOREIGN OPERATIONS, EXPORT FINANCING AND RELATED PROGRAMS APPROPRIATIONS ACT FOR DEFENSE ARTICLES AND SERVICES PURSUANT TO PRESIDENTIAL DETERMINATIONS 99-35, SIGNED AUGUST 17, 1999, FOR KOSOVO (FORMERLY YUGOSLAVIA) IN THE AMOUNT OF $5.0 MILLION; 99-20, SIGNED MARCH 31, 1999, TO SUPPORT INTERNATIONAL PEACEKEEPING RELIEF EFFORTS FOR KOSOVO REFUGEES IN THE AMOUNT OF $25.0 MILLION; 99-40, SEPTEMBER 21, 1999 TO SUPPORT DEVELOPMENT OF THE KOSOVO PROTECTION CORPS IN THE AMOUNT OF $5.0 MILLION.

Q/ REPRESENTS SECTION 506 DRAWDOWN IN SUPPORT OF THE UNITED NATIONS MISSION IN SIERRA LEONE PURSUANT TO PRESIDENTIAL DETERMINATION 2000-27, SIGNED JULY 21, 2000 IN THE AMOUNT OF $18.0 MILLION, AND 2001-04, SIGNED DECEMBER 11, 2000 IN THE AMOUNT OF $36.0 MILLION.

R/ REPRESENTS SECTION 506 DRAWDOWN TO PROVIDE INTERNATIONAL DISASTER ASSISTANCE TO SOUTHERN AFRICA INCLUDING MOZAMBIQUE, SOUTH AFRICA, ZIMBABWE AND BOTSWANA PURSUANT TO PRESIDENTIAL DETERMINATION 2000-17, SIGNED MARCH 2, 2000.

S/ REPRESENTS DRAWDOWN UNDER THE IRAQ LIBERATION ACT OF 1998 (P.L. 105-339) TO PROVIDE MILITARY ARTICLES, EDUCATION AND TRAINING PURSUANT TO PRESIDENTIAL DETERMINATION 2000-05, SIGNED 29 OCTOBER 1999, IN THE AMOUNT OF $5.0 MILLION.

T/ REPRESENTS DRAWDOWN UNDER THE FOREIGN OPERATIONS, EXPORT FINANCING AND RELATED PROGRAMS APPROPRIATIONS ACT OF 2001 (P.L. 106-429) TO PROVIDE MILITARY ARTICLES, EDUCATION AND TRAINING PURSUANT TO PRESIDENTIAL DETERMINATION 2001-24, SIGNED AUGUST 18, 2001 IN THE AMOUNT OF $5.0 MILLION.

U/ REPRESENTS DRAWDOWN UNDER THE KENNETH M. LUDDEN FOREIGN OPERATIONS, EXPORT FINANCING, AND RELATED PROGRAMS APPROPRIATIONS ACT TITLE III MILITARY ASSISTANCE ACT, 2002 (P.L. 107-115) PURSUANT TO PRESIDENTIAL DETERMINATION 2002-28, SIGNED AUGUST 14, 2002 IN THE AMOUNT OF $5.0 MILLION FOR TUNISIA.

V/ REPRESENTS DRAWDOWN UNDER THE IRAQ LIBERATION ACT OF 1998 (P.L. 105-338) PURSUANT TO PRESIDENTIAL DETERMINATION 2003-06, SIGNED DECEMBER 7, 2002 IN THE AMOUNT OF $92 MILLION TO PROVIDE ASSISTANCE TO IRAQI OPPOSITION GROUPS.

MILITARY ASSISTANCE PROGRAM (CONTINUED)
INCLUDES MASF, EMERGENCY DRAWDOWNS, AND OTHER GRANT ASSISTANCE; EXCLUDES TRAINING

W/ REPRESENTS DRAWDOWN UNDER THE AFGHANISTAN FREEDOM SUPPORT ACT (P.L. 107-327), PURSUANT TO PRESIDENTIAL DETERMINATION 2003-15, SIGNED FEBRUARY 13, 2003 IN THE AMOUNT OF $165 MILLION; $158 MILLION FOR THE TRANSITIONAL ISLAMIC STATE OF AFGHANISTAN AND $7 MILLION TO JORDAN TO ASSIST IN ITS OPERATIONS IN AFGHANISTAN.

MILITARY ASSISTANCE PROGRAM DEL/EXP

INCLUDES MASF, EMERGENCY DRAWDOWNS, AND OTHER GRANT ASSISTANCE

(Dollars in Millions)

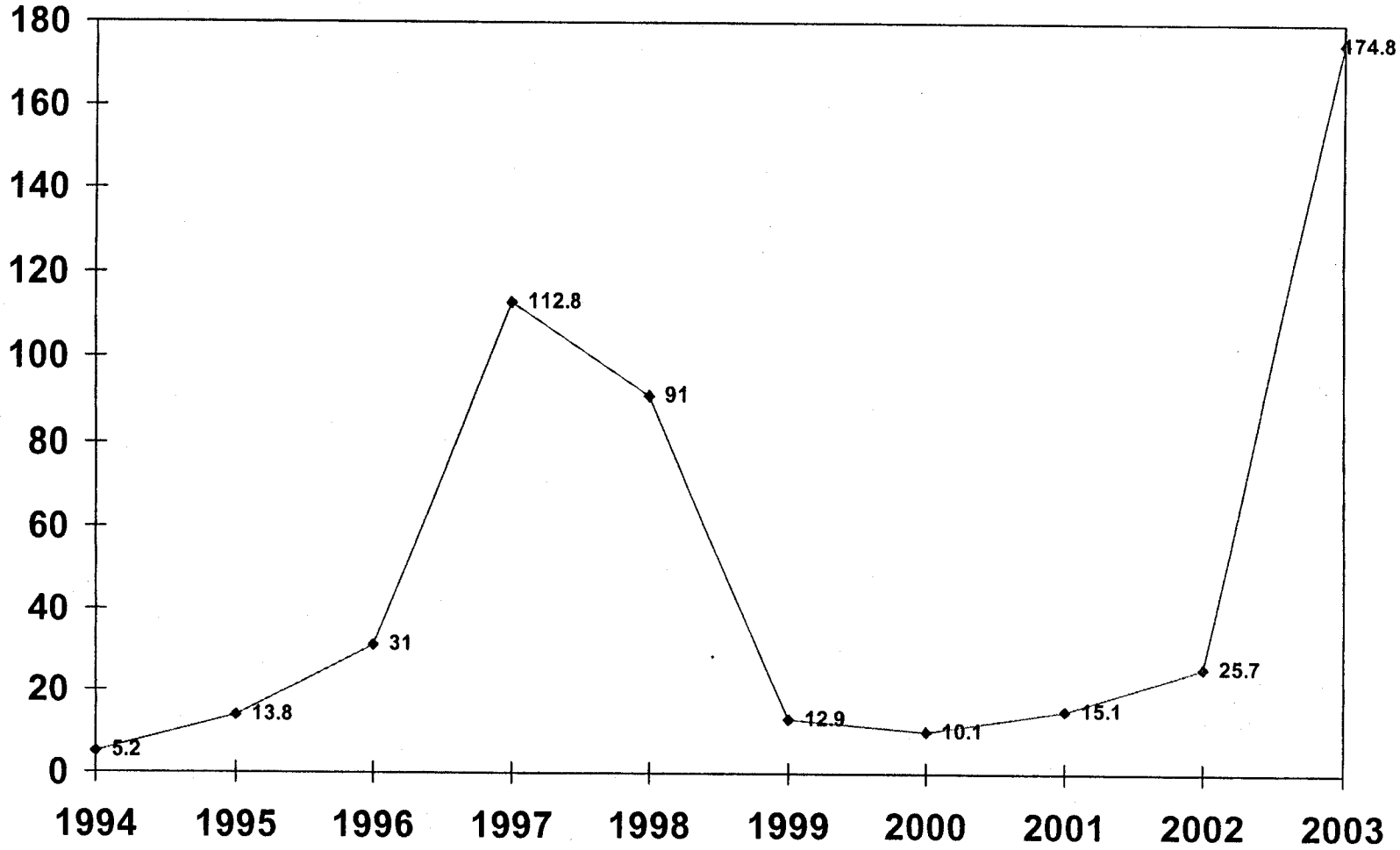

MILITARY ASSISTANCE PROGRAM DELIVERIES/EXPENDITURES
INCLUDES MASF, EMERGENCY DRAWDOWNS, AND OTHER GRANT ASSISTANCE; EXCLUDES TRAINING

(DOLLARS IN THOUSANDS)

	FY 1950 FY 1993	FY 1994	FY 1995	FY 1996	FY 1997	FY 1998
WORLDWIDE	54,812,369	5,269	13,866	31,027	112,805	90,697
EAST ASIA AND PACIFIC	28,863,580	-	-	10	-	-
CAMBODIA	1,177,163	-	-	-	-	-
INDOCHINA	708,977	-	-	-	-	-
INDONESIA	192,322	-	-	-	-	-
JAPAN	810,276	-	-	-	-	-
KOREA (SEOUL) A/	5,323,053	-	-	-	-	-
LAOS A/	1,460,076	-	-	10	-	-
MYANMAR	72,134	-	-	-	-	-
REP OF PHILIPPINES A/	622,064	-	-	-	-	-
TAIWAN	2,554,637	-	-	-	-	-
THAILAND A/	1,169,028	-	-	-	-	-
VIETNAM A/	14,773,851	-	-	-	-	-
NEAR EAST AND SOUTH ASIA	2,333,737	1,424	2,152	10,765	18,881	50,201
AFGHANISTAN	2	-	-	-	-	-
BANGLADESH	3,969	-	55	-	-	-
EGYPT	-	1,424	1,607	-	-	-
INDIA	90,256	-	-	-	-	-
IRAN	766,733	-	-	-	-	-
IRAQ	45,208	-	-	-	2,543	-
ISRAEL	160,022	-	350	100	-	-
JORDAN	489,891	-	-	10,665	16,338	50,201
LEBANON	13,585	-	-	-	-	-
LIBYA	12,624	-	-	-	-	-
MOROCCO	29,600	-	-	-	-	-
NEPAL	1,678	-	140	-	-	-
PAKISTAN	652,831	-	-	-	-	-
SAUDI ARABIA	23,868	-	-	-	-	-
SRI LANKA	3,167	-	-	-	-	-
TUNISIA	40,304	-	-	-	-	-
EUROPE	18,862,781	-	5,564	15,552	64,388	2,678
AUSTRIA	96,310	-	-	-	-	-
BELGIUM	1,203,784	-	-	-	-	-
BOSNIA-HERZEGOVINA	-	-	-	15,552	64,388	2,678
DENMARK	587,274	-	-	-	-	-
FRANCE	4,045,066	-	676	-	-	-
GEORGIA	-	-	-	-	-	-
GERMANY	884,774	-	-	-	-	-
GREECE	1,673,183	-	-	-	-	-
ITALY	2,243,742	-	-	-	-	-
LUXEMBOURG	7,753	-	-	-	-	-
NETHERLANDS	1,178,056	-	-	-	-	-

TOTALS MAY NOT ADD DUE TO ROUNDING * LESS THAN $500

AS OF 30 SEP 03

MILITARY ASSISTANCE PROGRAM DELIVERIES/EXPENDITURES
INCLUDES MASF, EMERGENCY DRAWDOWNS, AND OTHER GRANT ASSISTANCE; EXCLUDES TRAINING

(DOLLARS IN THOUSANDS)

FY 1999	FY 2000	FY 2001	FY 2002	FY 2003	FY 1950 FY 2003	
12,939	10,150	15,065	25,742	174,769	55,304,698	WORLDWIDE
-	-	-	-	-	28,863,590	EAST ASIA AND PACIFIC
-	-	-	-	-	1,177,163	CAMBODIA
-	-	-	-	-	708,977	INDOCHINA
-	-	-	-	-	192,322	INDONESIA
-	-	-	-	-	810,276	JAPAN
-	-	-	-	-	5,323,053	KOREA (SEOUL) A/
-	-	-	-	-	1,460,086	LAOS A/
-	-	-	-	-	72,134	MYANMAR
-	-	-	-	-	622,064	REP OF PHILIPPINES A/
-	-	-	-	-	2,554,637	TAIWAN
-	-	-	-	-	1,169,028	THAILAND A/
-	-	-	-	-	14,773,851	VIETNAM A/
7,522	9,596	14,524	12,787	159,918	2,621,507	NEAR EAST AND SOUTH ASIA
-	-	-	802	138,500	139,304	AFGHANISTAN
-	-	-	-	-	4,024	BANGLADESH
-	-	-	*	-	3,030	EGYPT
-	-	-	-	-	90,256	INDIA
-	-	-	-	-	766,733	IRAN
-	-	-	922	19,959	68,632	IRAQ
-	-	-	-	-	160,472	ISRAEL
7,450	8,195	11,420	8,337	1,280	603,776	JORDAN
-	-	-	-	-	13,585	LEBANON
-	-	-	-	-	12,624	LIBYA
-	-	-	-	-	29,600	MOROCCO
-	-	-	-	-	1,818	NEPAL
-	-	-	-	-	652,831	PAKISTAN
-	-	-	-	-	23,868	SAUDI ARABIA
-	-	-	-	-	3,167	SRI LANKA
71	1,400	3,104	2,726	179	47,785	TUNISIA
54	-	-	10,329	-	18,961,347	EUROPE
-	-	-	-	-	96,310	AUSTRIA
-	-	-	-	-	1,203,784	BELGIUM
54	-	-	160	-	82,833	BOSNIA-HERZEGOVINA
-	-	-	-	-	587,274	DENMARK
-	-	-	-	-	4,045,743	FRANCE
-	-	-	10,169	-	10,169	GEORGIA
-	-	-	-	-	884,774	GERMANY
-	-	-	-	-	1,673,183	GREECE
-	-	-	-	-	2,243,742	ITALY
-	-	-	-	-	7,753	LUXEMBOURG
-	-	-	-	-	1,178,056	NETHERLANDS

TOTALS MAY NOT ADD DUE TO ROUNDING * LESS THAN $500

AS OF 30 SEP 03

MILITARY ASSISTANCE PROGRAM DELIVERIES/EXPENDITURES (CONTINUED)
INCLUDES MASF, EMERGENCY DRAWDOWNS, AND OTHER GRANT ASSISTANCE; EXCLUDES TRAINING

(DOLLARS IN THOUSANDS)

	FY 1950 FY 1993	FY 1994	FY 1995	FY 1996	FY 1997	FY 1998
EUROPE (CONTINUED)						
NORWAY	862,177	-	-	-	-	-
PORTUGAL	523,068	-	-	-	-	-
SPAIN	689,885	-	-	-	-	-
TURKEY	3,165,286	-	-	-	-	-
UNITED KINGDOM	1,012,855	-	4,887	-	-	-
YUGOSLAVIA	689,570	-	-	-	-	-
AFRICA	283,913	3,750	-	1,525	2,298	-
BENIN	55	-	-	-	2	-
BURKINA FASO	57	-	-	-	-	-
CAMEROON	239	-	-	-	-	-
CHAD	52,099	-	-	-	-	-
CONGO (KINSHASA)	23,308	-	-	-	-	-
ERITREA	-	-	-	1,525	-	-
ETHIOPIA	182,948	-	-	-	-	-
GHANA	-	-	-	-	-	-
GUINEA	810	-	-	-	-	-
IVORY COAST	54	-	-	-	-	-
LIBERIA	6,249	-	-	-	-	-
MALI	1,865	-	-	-	-	-
NIGER	52	-	-	-	-	-
NIGERIA	-	-	-	-	-	-
SENEGAL	10,706	-	-	-	164	-
SIERRA LEONE	-	-	-	-	-	-
SOMALIA	3,750	3,750	-	-	-	-
SUDAN	1,721	-	-	-	-	-
UGANDA	-	-	-	-	2,133	-
WESTERN HEMISPHERE	864,704	95	6,150	3,175	20,593	37,226
ANTIGUA & BARBUDA	-	-	1	-	-	369
ARGENTINA	34,020	-	14	-	-	-
BAHAMAS	-	-	4	-	-	-
BARBADOS	-	-	3	-	-	150
BELIZE	392	-	3	-	-	-
BOLIVIA	39,459	-	15	-	-	4,634
BRAZIL	207,163	-	-	-	-	148
CHILE	83,931	-	-	-	-	-
COLOMBIA	141,064	-	-	-	13,304	22,879
COSTA RICA	930	-	-	-	-	-
CUBA	8,552	-	-	-	-	-
DOMINICA	-	-	*	-	-	31
DOMINICAN REPUBLIC	21,549	95	4,771	-	1,434	309
ECUADOR	34,895	-	-	-	-	2,430

TOTALS MAY NOT ADD DUE TO ROUNDING * LESS THAN $500

MILITARY ASSISTANCE PROGRAM DELIVERIES/EXPENDITURES (CONTINUED)
INCLUDES MASF, EMERGENCY DRAWDOWNS, AND OTHER GRANT ASSISTANCE; EXCLUDES TRAINING

(DOLLARS IN THOUSANDS)

FY 1999	FY 2000	FY 2001	FY 2002	FY 2003	FY 1950 FY 2003	
						EUROPE (CONTINUED)
-	-	-	-	-	862,177	NORWAY
-	-	-	-	-	523,068	PORTUGAL
-	-	-	-	-	689,885	SPAIN
-	-	-	-	-	3,165,286	TURKEY
-	-	-	-	-	1,017,742	UNITED KINGDOM
-	-	-	-	-	689,570	YUGOSLAVIA
1,612	364	29	2,424	481	296,397	AFRICA
-	-	-	-	-	57	BENIN
-	-	-	-	-	57	BURKINA FASO
-	-	-	-	-	239	CAMEROON
-	-	-	-	-	52,099	CHAD
-	-	-	-	-	23,308	CONGO (KINSHASA)
-	-	-	-	-	1,525	ERITREA
-	-	-	-	-	182,958	ETHIOPIA
-	-	-	1,000	481	1,481	GHANA
-	-	-	-	-	810	GUINEA
-	-	-	-	-	54	IVORY COAST
-	-	-	-	-	6,249	LIBERIA
-	-	-	-	-	1,865	MALI
-	-	-	-	-	52	NIGER
-	-	-	1,424	-	1,424	NIGERIA
-	-	-	-	-	10,869	SENEGAL
1,612	364	29	-	-	2,005	SIERRA LEONE
-	-	-	-	-	7,500	SOMALIA
-	-	-	-	-	1,721	SUDAN
-	-	-	-	-	2,133	UGANDA
3,752	190	392	185	14,280	950,742	WESTERN HEMISPHERE
-	-	-	-	11,735	12,105	ANTIGUA & BARBUDA
-	-	-	-	-	34,034	ARGENTINA
-	-	-	-	-	4	BAHAMAS
-	62	-	-	-	216	BARBADOS
-	-	-	-	-	395	BELIZE
-	-	-	-	-	44,109	BOLIVIA
-	-	-	-	-	207,311	BRAZIL
-	-	-	-	-	83,931	CHILE
2,175	-	337	35	2,422	182,216	COLOMBIA
-	-	-	-	-	930	COSTA RICA
-	-	-	-	-	8,552	CUBA
-	2	-	-	-	33	DOMINICA
-	-	-	-	31	28,189	DOMINICAN REPUBLIC
1,052	-	-	150	-	38,527	ECUADOR

TOTALS MAY NOT ADD DUE TO ROUNDING * LESS THAN $500

AS OF 30 SEP 03

MILITARY ASSISTANCE PROGRAM DELIVERIES/EXPENDITURES (CONTINUED)
INCLUDES MASF, EMERGENCY DRAWDOWNS, AND OTHER GRANT ASSISTANCE; EXCLUDES TRAINING

(DOLLARS IN THOUSANDS)

	FY 1950 FY 1993	FY 1994	FY 1995	FY 1996	FY 1997	FY 1998
WESTERN HEMISPHERE (CONTINUED)						
EL SALVADOR	74,238	-	-	-	-	-
GRENADA	-	-	1	-	-	55
GUATEMALA	16,247	-	77	-	-	586
GUYANA	-	-	-	-	-	-
HAITI	2,427	-	605	-	-	-
HONDURAS	25,039	-	-	-	-	-
JAMAICA	11,394	-	590	-	-	21
MEXICO	26,265	-	-	-	5,815	-
NICARAGUA	7,668	-	-	-	-	-
PANAMA	4,392	-	-	-	-	-
PARAGUAY	9,325	-	-	-	-	-
PERU	74,952	-	-	1,064	40	5,519
ST KITTS AND NEVIS	-	-	-	-	-	74
ST LUCIA	-	-	-	-	-	21
ST VINCENT + GREN.	-	-	-	-	-	-
TRINIDAD + TOBAGO	-	-	66	-	-	-
URUGUAY	40,770	-	-	-	-	-
VENEZUELA	33	-	-	2,110	-	-
INTERNATL. ORG. AND VARIOUS	1,601,449	-	-	-	6,278	-
GEN. AND REG. COSTS	2,002,204	-	-	-	368	593

NOTE: INCLUDED IN THE DATA FOR FY 1991, 1992 AND 1993 ARE TRANSFERS OF EXCESS DEFENSE ARTICLES (EDA) UNDER SECTION 519 OF THE FOREIGN ASSISTANCE ACT OF 1961, AS AMENDED. THESE EDA TRANSFERS ARE INTENDED TO HELP MODERNIZE THE MILITARY CAPABILITIES OF COUNTRIES WHICH ARE RECIPIENTS OF FOREIGN MILITARY FINANCING (FMF).

A/ DURING THE PERIOD FY 66-75, GRANT AID FUNDING IN SUPPORT OF ACTIVITIES IN SOUTHEAST ASIA WAS A PART OF THE REGULAR DOD APPROPRIATION AND WAS IDENTIFIED FOR PROGRAMMING PURPOSES AS MILITARY ASSISTANCE SERVICE FUNDED (MASF) PROGRAMS. THE FUNDS WERE USED FOR PROVIDING MILITARY EQUIPMENT AND RELATED SERVICES AND TRAINING TO THOSE COUNTRIES ENGAGED IN THE HOSTILITIES IN SOUTHEAST ASIA, I.E., KOREA, LAOS, PHILIPPINES, THAILAND, AND VIETNAM. ALSO INCLUDED ARE TRANSFERS TO KOREA UNDER SECTION 3, P.L. 91-952, DATED JANUARY 5, 1971 AND SECTION 23 OF P.L. 95-384, DATED SEPTEMBER 26, 1978, AS WELL AS THE TRANSFER OF AMMUNITION TO THAILAND UNDER SECTION 24 OF P.L. 96-92, DATED OCTOBER 29, 1979.

TOTALS MAY NOT ADD DUE TO ROUNDING * LESS THAN $500

MILITARY ASSISTANCE PROGRAM DELIVERIES/EXPENDITURES (CONTINUED)
INCLUDES MASF, EMERGENCY DRAWDOWNS, AND OTHER GRANT ASSISTANCE; EXCLUDES TRAINING

(DOLLARS IN THOUSANDS)

FY 1999	FY 2000	FY 2001	FY 2002	FY 2003	FY 1950 FY 2003	
						WESTERN HEMISPHERE (CONTINUED)
-	-	-	-	-	74,238	EL SALVADOR
-	-	-	-	-	56	GRENADA
-	-	-	-	-	16,909	GUATEMALA
7	-	-	-	-	7	GUYANA
-	-	-	-	-	3,032	HAITI
316	-	-	-	-	25,355	HONDURAS
-	-	-	-	-	12,005	JAMAICA
-	-	-	-	-	32,079	MEXICO
-	-	-	-	-	7,668	NICARAGUA
70	-	-	-	-	4,462	PANAMA
-	-	-	-	-	9,325	PARAGUAY
132	-	55	-	24	81,785	PERU
-	-	-	-	-	74	ST KITTS AND NEVIS
-	-	-	-	-	21	ST LUCIA
-	-	-	-	68	68	ST VINCENT + GREN.
-	-	-	-	-	66	TRINIDAD + TOBAGO
-	-	-	-	-	40,770	URUGUAY
-	126	-	-	-	2,269	VENEZUELA
-	-	120	16	90	1,607,953	INTERNATL. ORG. AND VARIOUS
-	-	-	1	-	2,003,165	GEN. AND REG. COSTS

TOTALS MAY NOT ADD DUE TO ROUNDING

* LESS THAN $500

AS OF 30 SEP 03

MAP EXCESS DEFENSE ARTICLES PROGRAM - ACQUISITION COST
INCLUDES MILITARY ASSISTANCE SERVICE FUNDED

(DOLLARS IN THOUSANDS)

	FY 1950 FY 1993	FY 1994	FY 1995	FY 1996	FY 1997	FY 1998
WORLDWIDE	6,534,403	-	-	-	-	-
EAST ASIA AND PACIFIC	3,475,217	-	-	-	-	-
CAMBODIA	85,221	-	-	-	-	-
INDOCHINA	21,882	-	-	-	-	-
INDONESIA	34,003	-	-	-	-	-
JAPAN	174,979	-	-	-	-	-
KOREA (SEOUL) A/	663,885	-	-	-	-	-
LAOS A/	97,805	-	-	-	-	-
MYANMAR	12,250	-	-	-	-	-
REP OF PHILIPPINES A/	98,489	-	-	-	-	-
TAIWAN	941,286	-	-	-	-	-
THAILAND A/	244,955	-	-	-	-	-
VIETNAM A/	1,100,462	-	-	-	-	-
NEAR EAST AND SOUTH ASIA	182,427	-	-	-	-	-
INDIA	21,995	-	-	-	-	-
IRAN	61,632	-	-	-	-	-
IRAQ	3,342	-	-	-	-	-
JORDAN	45,557	-	-	-	-	-
LEBANON	309	-	-	-	-	-
LIBYA	2,195	-	-	-	-	-
MOROCCO	11,943	-	-	-	-	-
NEPAL	2	-	-	-	-	-
PAKISTAN	26,827	-	-	-	-	-
SAUDI ARABIA	1,765	-	-	-	-	-
SRI LANKA	2	-	-	-	-	-
TUNISIA	6,858	-	-	-	-	-
EUROPE	2,316,656	-	-	-	-	-
AUSTRIA	8,155	-	-	-	-	-
BELGIUM	21,327	-	-	-	-	-
DENMARK	20,935	-	-	-	-	-
FRANCE	289,843	-	-	-	-	-
GERMANY	718	-	-	-	-	-
GREECE	451,064	-	-	-	-	-
ITALY	214,639	-	-	-	-	-
LUXEMBOURG	178	-	-	-	-	-
NETHERLANDS	44,003	-	-	-	-	-
NORWAY	44,051	-	-	-	-	-
PORTUGAL	168,252	-	-	-	-	-
SPAIN	97,707	-	-	-	-	-
TURKEY	855,307	-	-	-	-	-
UNITED KINGDOM	72,950	-	-	-	-	-
YUGOSLAVIA	27,527	-	-	-	-	-

TOTALS MAY NOT ADD DUE TO ROUNDING

* LESS THAN $500

AS OF 30 SEP 03

MAP EXCESS DEFENSE ARTICLES PROGRAM - ACQUISITION COST
INCLUDES MILITARY ASSISTANCE SERVICE FUNDED

(DOLLARS IN THOUSANDS)

FY 1999	FY 2000	FY 2001	FY 2002	FY 2003	FY 1950 FY 2003	
-	-	-	-	-	6,534,403	WORLDWIDE
-	-	-	-	-	3,475,217	EAST ASIA AND PACIFIC
-	-	-	-	-	85,221	CAMBODIA
-	-	-	-	-	21,882	INDOCHINA
-	-	-	-	-	34,003	INDONESIA
-	-	-	-	-	174,979	JAPAN
-	-	-	-	-	663,885	KOREA (SEOUL) A/
-	-	-	-	-	97,805	LAOS A/
-	-	-	-	-	12,250	MYANMAR
-	-	-	-	-	98,489	REP OF PHILIPPINES A/
-	-	-	-	-	941,286	TAIWAN
-	-	-	-	-	244,955	THAILAND A/
-	-	-	-	-	1,100,462	VIETNAM A/
-	-	-	-	-	182,427	NEAR EAST AND SOUTH ASIA
-	-	-	-	-	21,995	INDIA
-	-	-	-	-	61,632	IRAN
-	-	-	-	-	3,342	IRAQ
-	-	-	-	-	45,557	JORDAN
-	-	-	-	-	309	LEBANON
-	-	-	-	-	2,195	LIBYA
-	-	-	-	-	11,943	MOROCCO
-	-	-	-	-	2	NEPAL
-	-	-	-	-	26,827	PAKISTAN
-	-	-	-	-	1,765	SAUDI ARABIA
-	-	-	-	-	2	SRI LANKA
-	-	-	-	-	6,858	TUNISIA
-	-	-	-	-	2,316,656	EUROPE
-	-	-	-	-	8,155	AUSTRIA
-	-	-	-	-	21,327	BELGIUM
-	-	-	-	-	20,935	DENMARK
-	-	-	-	-	289,843	FRANCE
-	-	-	-	-	718	GERMANY
-	-	-	-	-	451,064	GREECE
-	-	-	-	-	214,639	ITALY
-	-	-	-	-	178	LUXEMBOURG
-	-	-	-	-	44,003	NETHERLANDS
-	-	-	-	-	44,051	NORWAY
-	-	-	-	-	168,252	PORTUGAL
-	-	-	-	-	97,707	SPAIN
-	-	-	-	-	855,307	TURKEY
-	-	-	-	-	72,950	UNITED KINGDOM
-	-	-	-	-	27,527	YUGOSLAVIA

TOTALS MAY NOT ADD DUE TO ROUNDING * LESS THAN $500

AS OF 30 SEP 03

MAP EXCESS DEFENSE ARTICLES PROGRAM - ACQUISITION COST (CONTINUED)
INCLUDES MILITARY ASSISTANCE SERVICE FUNDED

(DOLLARS IN THOUSANDS)

	FY 1950 FY 1993	FY 1994	FY 1995	FY 1996	FY 1997	FY 1998
AFRICA	36,414	-	-	-	-	-
CAMEROON	4	-	-	-	-	-
CHAD	170	-	-	-	-	-
CONGO (KINSHASA)	5,213	-	-	-	-	-
ETHIOPIA	30,353	-	-	-	-	-
GUINEA	50	-	-	-	-	-
LIBERIA	390	-	-	-	-	-
MALI	201	-	-	-	-	-
SENEGAL	33	-	-	-	-	-
WESTERN HEMISPHERE	231,623	-	-	-	-	-
ARGENTINA	4,375	-	-	-	-	-
BOLIVIA	10,047	-	-	-	-	-
BRAZIL	83,092	-	-	-	-	-
CHILE	24,010	-	-	-	-	-
COLOMBIA	17,903	-	-	-	-	-
COSTA RICA	115	-	-	-	-	-
CUBA	5,516	-	-	-	-	-
DOMINICAN REPUBLIC	3,903	-	-	-	-	-
ECUADOR	10,364	-	-	-	-	-
EL SALVADOR	2,454	-	-	-	-	-
GUATEMALA	6,732	-	-	-	-	-
HAITI	195	-	-	-	-	-
HONDURAS	3,821	-	-	-	-	-
JAMAICA	4	-	-	-	-	-
MEXICO	50	-	-	-	-	-
NICARAGUA	5,233	-	-	-	-	-
PANAMA	1,673	-	-	-	-	-
PARAGUAY	11,182	-	-	-	-	-
PERU	20,277	-	-	-	-	-
URUGUAY	20,352	-	-	-	-	-
VENEZUELA	324	-	-	-	-	-
INTERNATL. ORG. AND VARIOUS	529	-	-	-	-	-
GEN. AND REG. COSTS	291,537	-	-	-	-	-

A/ DURING THE PERIOD FY 66-75, GRANT AID FUNDING IN SUPPORT OF ACTIVITIES IN SOUTHEAST ASIA WAS A PART OF THE REGULAR DOD APPROPRIATION AND WAS IDENTIFIED FOR PROGRAMMING PURPOSES AS MILITARY ASSISTANCE SERVICE FUNDED (MASF) PROGRAMS. THE FUNDS WERE USED FOR PROVIDING MILITARY EQUIPMENT AND RELATED SERVICES AND TRAINING TO THOSE COUNTRIES ENGAGED IN THE HOSTILITIES IN SOUTHEAST ASIA, I.E., KOREA, LAOS, PHILIPPINES, THAILAND, AND VIETNAM. ALSO INCLUDED ARE TRANSFERS TO KOREA UNDER SECTION 3, P.L. 91-952, DATED JANUARY 5, 1971 AND SECTION 23 OF P.L. 95-384, DATED SEPTEMBER 26, 1978, AS WELL AS THE TRANSFER OF AMMUNITION TO THAILAND UNDER SECTION 24 OF P.L. 96-92, DATED OCTOBER 29, 1979.

TOTALS MAY NOT ADD DUE TO ROUNDING * LESS THAN $500

MAP EXCESS DEFENSE ARTICLES PROGRAM - ACQUISITION COST (CONTINUED)
INCLUDES MILITARY ASSISTANCE SERVICE FUNDED

(DOLLARS IN THOUSANDS)

FY 1999	FY 2000	FY 2001	FY 2002	FY 2003	FY 1950 FY 2003	
-	-	-	-	-	36,414	AFRICA
-	-	-	-	-	4	CAMEROON
-	-	-	-	-	170	CHAD
-	-	-	-	-	5,213	CONGO (KINSHASA)
-	-	-	-	-	30,353	ETHIOPIA
-	-	-	-	-	50	GUINEA
-	-	-	-	-	390	LIBERIA
-	-	-	-	-	201	MALI
-	-	-	-	-	33	SENEGAL
-	-	-	-	-	231,623	WESTERN HEMISPHERE
-	-	-	-	-	4,375	ARGENTINA
-	-	-	-	-	10,047	BOLIVIA
-	-	-	-	-	83,092	BRAZIL
-	-	-	-	-	24,010	CHILE
-	-	-	-	-	17,903	COLOMBIA
-	-	-	-	-	115	COSTA RICA
-	-	-	-	-	5,516	CUBA
-	-	-	-	-	3,903	DOMINICAN REPUBLIC
-	-	-	-	-	10,364	ECUADOR
-	-	-	-	-	2,454	EL SALVADOR
-	-	-	-	-	6,732	GUATEMALA
-	-	-	-	-	195	HAITI
-	-	-	-	-	3,821	HONDURAS
-	-	-	-	-	4	JAMAICA
-	-	-	-	-	50	MEXICO
-	-	-	-	-	5,233	NICARAGUA
-	-	-	-	-	1,673	PANAMA
-	-	-	-	-	11,182	PARAGUAY
-	-	-	-	-	20,277	PERU
-	-	-	-	-	20,352	URUGUAY
-	-	-	-	-	324	VENEZUELA
-	-	-	-	-	529	INTERNATL. ORG. AND VARIOUS
-	-	-	-	-	291,537	GEN. AND REG. COSTS

TOTALS MAY NOT ADD DUE TO ROUNDING

* LESS THAN $500

AS OF 30 SEP 03

MAP EXCESS DEFENSE ARTICLES DELIVERED - ACQUISITION COST
INCLUDES MILITARY ASSISTANCE SERVICE FUNDED

(DOLLARS IN THOUSANDS)

	FY 1950 FY 1993	FY 1994	FY 1995	FY 1996	FY 1997	FY 1998
WORLDWIDE	6,388,127	-	-	-	-	-
EAST ASIA AND PACIFIC	3,475,080	-	-	-	-	-
CAMBODIA	85,221	-	-	-	-	-
INDOCHINA	21,882	-	-	-	-	-
INDONESIA	34,003	-	-	-	-	-
JAPAN	174,979	-	-	-	-	-
KOREA (SEOUL) A/	663,748	-	-	-	-	-
LAOS A/	97,805	-	-	-	-	-
MYANMAR	12,250	-	-	-	-	-
REP OF PHILIPPINES A/	98,489	-	-	-	-	-
TAIWAN	941,286	-	-	-	-	-
THAILAND A/	244,955	-	-	-	-	-
VIETNAM A/	1,100,462	-	-	-	-	-
NEAR EAST AND SOUTH ASIA	182,427	-	-	-	-	-
INDIA	21,995	-	-	-	-	-
IRAN	61,632	-	-	-	-	-
IRAQ	3,342	-	-	-	-	-
JORDAN	45,557	-	-	-	-	-
LEBANON	309	-	-	-	-	-
LIBYA	2,195	-	-	-	-	-
MOROCCO	11,943	-	-	-	-	-
NEPAL	2	-	-	-	-	-
PAKISTAN	26,827	-	-	-	-	-
SAUDI ARABIA	1,765	-	-	-	-	-
SRI LANKA	2	-	-	-	-	-
TUNISIA	6,858	-	-	-	-	-
EUROPE	2,172,753	-	-	-	-	-
AUSTRIA	8,155	-	-	-	-	-
BELGIUM	21,327	-	-	-	-	-
DENMARK	20,935	-	-	-	-	-
FRANCE	289,843	-	-	-	-	-
GERMANY	718	-	-	-	-	-
GREECE	451,064	-	-	-	-	-
ITALY	214,639	-	-	-	-	-
LUXEMBOURG	178	-	-	-	-	-
NETHERLANDS	44,003	-	-	-	-	-
NORWAY	44,051	-	-	-	-	-
PORTUGAL	25,240	-	-	-	-	-
SPAIN	97,707	-	-	-	-	-
TURKEY	854,416	-	-	-	-	-
UNITED KINGDOM	72,950	-	-	-	-	-
YUGOSLAVIA	27,527	-	-	-	-	-

TOTALS MAY NOT ADD DUE TO ROUNDING

* LESS THAN $500

AS OF 30 SEP 03

MAP EXCESS DEFENSE ARTICLES DELIVERED - ACQUISITION COST
INCLUDES MILITARY ASSISTANCE SERVICE FUNDED

(DOLLARS IN THOUSANDS)

FY 1999	FY 2000	FY 2001	FY 2002	FY 2003	FY 1950 FY 2003	
-	-	-	-	-	6,388,127	WORLDWIDE
-	-	-	-	-	3,475,080	EAST ASIA AND PACIFIC
-	-	-	-	-	85,221	CAMBODIA
-	-	-	-	-	21,882	INDOCHINA
-	-	-	-	-	34,003	INDONESIA
-	-	-	-	-	174,979	JAPAN
-	-	-	-	-	663,748	KOREA (SEOUL) A/
-	-	-	-	-	97,805	LAOS A/
-	-	-	-	-	12,250	MYANMAR
-	-	-	-	-	98,489	REP OF PHILIPPINES A/
-	-	-	-	-	941,286	TAIWAN
-	-	-	-	-	244,955	THAILAND A/
-	-	-	-	-	1,100,462	VIETNAM A/
-	-	-	-	-	182,427	NEAR EAST AND SOUTH ASIA
-	-	-	-	-	21,995	INDIA
-	-	-	-	-	61,632	IRAN
-	-	-	-	-	3,342	IRAQ
-	-	-	-	-	45,557	JORDAN
-	-	-	-	-	309	LEBANON
-	-	-	-	-	2,195	LIBYA
-	-	-	-	-	11,943	MOROCCO
-	-	-	-	-	2	NEPAL
-	-	-	-	-	26,827	PAKISTAN
-	-	-	-	-	1,765	SAUDI ARABIA
-	-	-	-	-	2	SRI LANKA
-	-	-	-	-	6,858	TUNISIA
-	-	-	-	-	2,172,753	EUROPE
-	-	-	-	-	8,155	AUSTRIA
-	-	-	-	-	21,327	BELGIUM
-	-	-	-	-	20,935	DENMARK
-	-	-	-	-	289,843	FRANCE
-	-	-	-	-	718	GERMANY
-	-	-	-	-	451,064	GREECE
-	-	-	-	-	214,639	ITALY
-	-	-	-	-	178	LUXEMBOURG
-	-	-	-	-	44,003	NETHERLANDS
-	-	-	-	-	44,051	NORWAY
-	-	-	-	-	25,240	PORTUGAL
-	-	-	-	-	97,707	SPAIN
-	-	-	-	-	854,416	TURKEY
-	-	-	-	-	72,950	UNITED KINGDOM
-	-	-	-	-	27,527	YUGOSLAVIA

TOTALS MAY NOT ADD DUE TO ROUNDING

* LESS THAN $500

AS OF 30 SEP 03

MAP EXCESS DEFENSE ARTICLES DELIVERED - ACQUISITION COST (CONTINUED)
INCLUDES MILITARY ASSISTANCE SERVICE FUNDED

(DOLLARS IN THOUSANDS)

	FY 1950 FY 1993	FY 1994	FY 1995	FY 1996	FY 1997	FY 1998
AFRICA	36,244	-	-	-	-	-
CAMEROON	4	-	-	-	-	-
CONGO (KINSHASA)	5,213	-	-	-	-	-
ETHIOPIA	30,353	-	-	-	-	-
GUINEA	50	-	-	-	-	-
LIBERIA	390	-	-	-	-	-
MALI	201	-	-	-	-	-
SENEGAL	33	-	-	-	-	-
WESTERN HEMISPHERE	229,557	-	-	-	-	-
ARGENTINA	4,375	-	-	-	-	-
BOLIVIA	9,966	-	-	-	-	-
BRAZIL	83,092	-	-	-	-	-
CHILE	24,010	-	-	-	-	-
COLOMBIA	17,903	-	-	-	-	-
COSTA RICA	115	-	-	-	-	-
CUBA	5,516	-	-	-	-	-
DOMINICAN REPUBLIC	3,903	-	-	-	-	-
ECUADOR	10,364	-	-	-	-	-
EL SALVADOR	2,454	-	-	-	-	-
GUATEMALA	6,732	-	-	-	-	-
HAITI	195	-	-	-	-	-
HONDURAS	1,995	-	-	-	-	-
JAMAICA	4	-	-	-	-	-
MEXICO	50	-	-	-	-	-
NICARAGUA	5,081	-	-	-	-	-
PANAMA	1,673	-	-	-	-	-
PARAGUAY	11,176	-	-	-	-	-
PERU	20,277	-	-	-	-	-
URUGUAY	20,352	-	-	-	-	-
VENEZUELA	324	-	-	-	-	-
INTERNATL. ORG. AND VARIOUS	529	-	-	-	-	-
GEN. AND REG. COSTS	291,537	-	-	-	-	-

A/ DURING THE PERIOD FY 66-75, GRANT AID FUNDING IN SUPPORT OF ACTIVITIES IN SOUTHEAST ASIA WAS A PART OF THE REGULAR DOD APPROPRIATION AND WAS IDENTIFIED FOR PROGRAMMING PURPOSES AS MILITARY ASSISTANCE SERVICE FUNDED (MASF) PROGRAMS. THE FUNDS WERE USED FOR PROVIDING MILITARY EQUIPMENT AND RELATED SERVICES AND TRAINING TO THOSE COUNTRIES ENGAGED IN THE HOSTILITIES IN SOUTHEAST ASIA, I.E., KOREA, LAOS, PHILIPPINES, THAILAND, AND VIETNAM. ALSO INCLUDED ARE TRANSFERS TO KOREA UNDER SECTION 3, P.L. 91-952, DATED JANUARY 5, 1971 AND SECTION 23 OF P.L. 95-384, DATED SEPTEMBER 26, 1978, AS WELL AS THE TRANSFER OF AMMUNITION TO THAILAND UNDER SECTION 24 OF P.L. 96-92, DATED OCTOBER 29, 1979.

TOTALS MAY NOT ADD DUE TO ROUNDING * LESS THAN $500

AS OF 30 SEP 03

MAP EXCESS DEFENSE ARTICLES DELIVERED - ACQUISITION COST (CONTINUED)
INCLUDES MILITARY ASSISTANCE SERVICE FUNDED

(DOLLARS IN THOUSANDS)

FY 1999	FY 2000	FY 2001	FY 2002	FY 2003	FY 1950 FY 2003	
-	-	-	-	-	36,244	AFRICA
-	-	-	-	-	4	CAMEROON
-	-	-	-	-	5,213	CONGO (KINSHASA)
-	-	-	-	-	30,353	ETHIOPIA
-	-	-	-	-	50	GUINEA
-	-	-	-	-	390	LIBERIA
-	-	-	-	-	201	MALI
-	-	-	-	-	33	SENEGAL
-	-	-	-	-	229,557	WESTERN HEMISPHERE
-	-	-	-	-	4,375	ARGENTINA
-	-	-	-	-	9,966	BOLIVIA
-	-	-	-	-	83,092	BRAZIL
-	-	-	-	-	24,010	CHILE
-	-	-	-	-	17,903	COLOMBIA
-	-	-	-	-	115	COSTA RICA
-	-	-	-	-	5,516	CUBA
-	-	-	-	-	3,903	DOMINICAN REPUBLIC
-	-	-	-	-	10,364	ECUADOR
-	-	-	-	-	2,454	EL SALVADOR
-	-	-	-	-	6,732	GUATEMALA
-	-	-	-	-	195	HAITI
-	-	-	-	-	1,995	HONDURAS
-	-	-	-	-	4	JAMAICA
-	-	-	-	-	50	MEXICO
-	-	-	-	-	5,081	NICARAGUA
-	-	-	-	-	1,673	PANAMA
-	-	-	-	-	11,176	PARAGUAY
-	-	-	-	-	20,277	PERU
-	-	-	-	-	20,352	URUGUAY
-	-	-	-	-	324	VENEZUELA
-	-	-	-	-	529	INTERNATL. ORG. AND VARIOUS
-	-	-	-	-	291,537	GEN. AND REG. COSTS

TOTALS MAY NOT ADD DUE TO ROUNDING

* LESS THAN $500

AS OF 30 SEP 03

PAGE INTENTIONALLY LEFT BLANK

IMET PROGRAM/DELIVERIES

INCLUDES MASF AND EMERGENCY DRAWDOWNS

(Dollars in Millions)

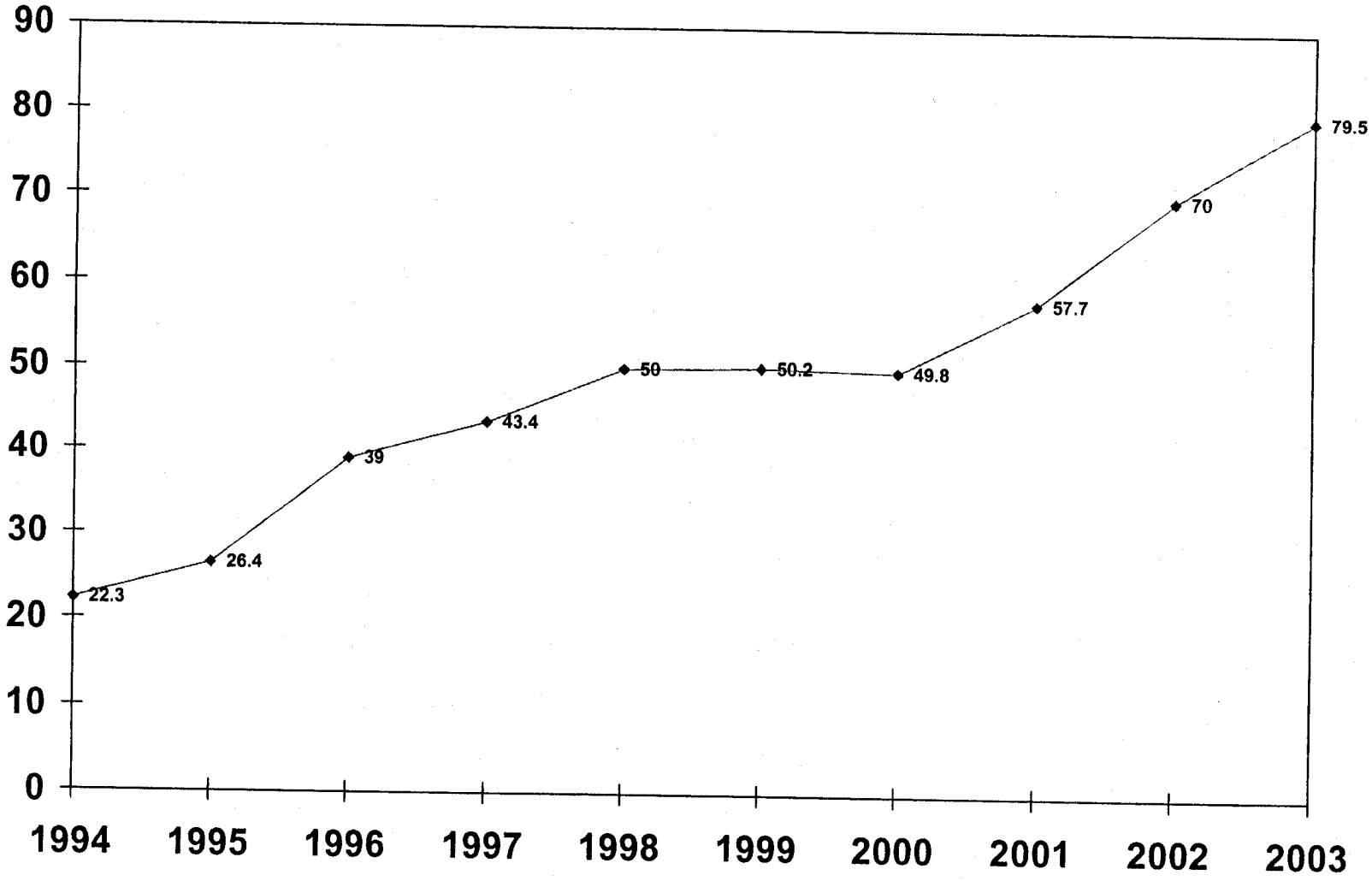

INTERNATIONAL MILITARY EDUCATION AND TRAINING PROGRAM/DELIVERIES
INCLUDES MILITARY ASSISTANCE SERVICE FUNDED AND EMERGENCY DRAWDOWNS

(DOLLARS IN THOUSANDS)

	FY 1950 FY 1993	FY 1994	FY 1995	FY 1996	FY 1997	FY 1998
WORLDWIDE	2,565,580	22,250	26,350	38,997	43,447	50,034
EAST ASIA AND PACIFIC	915,481	2,395	3,471	4,846	5,015	5,686
CAMBODIA	14,603	122	273	551	463	-
EAST TIMOR	-	-	-	-	-	-
FIJI	398	-	-	-	-	-
INDOCHINA	598	-	-	-	-	-
INDONESIA	52,347	-	-	577	105	476
JAPAN	44,589	-	-	-	-	1,193
KOREA (SEOUL)	175,213	21	10	9	-	-
LAOS	42,814	-	-	-	-	-
MALAYSIA	11,709	318	504	613	631	939
MONGOLIA	216	50	98	70	365	425
MYANMAR	5,791	-	-	-	-	-
PAPUA NEW GUINEA	722	50	125	162	111	173
REP OF PHILIPPINES	61,421	876	1,193	1,210	1,295	1,278
SINGAPORE	486	10	20	20	-	-
SOLOMON ISLANDS	248	8	101	85	146	122
TAIWAN	103,156	-	-	-	-	-
THAILAND	98,497	895	999	1,445	1,600	1,985
TONGA	453	15	50	85	105	99
VANUATU	30	15	50	88	99	93
VIETNAM	302,142	-	-	-	-	-
WESTERN SAMOA	48	15	48	79	95	96
NEAR EAST AND SOUTH ASIA	270,016	3,638	4,860	5,765	6,457	6,693
AFGHANISTAN	5,616	-	-	-	-	-
ALGERIA	1,016	56	74	75	61	126
BAHRAIN	177	56	75	108	149	251
BANGLADESH	4,663	182	209	326	342	312
EGYPT	21,919	800	1,000	1,009	1,000	1,000
INDIA	9,450	152	208	357	404	177
IRAN	67,442	-	-	-	-	-
IRAQ	1,487	-	-	-	-	-
ISRAEL	218	-	-	-	-	-
JORDAN	29,311	800	1,003	1,202	1,655	1,600
LEBANON	8,870	304	394	474	547	550
LIBYA	2,795	-	-	-	-	-
MALDIVES	489	-	50	80	85	101
MOROCCO	30,973	528	724	830	812	907
NEPAL	1,987	106	96	140	196	196
OMAN	1,237	54	131	119	117	217
PAKISTAN	31,884	-	-	-	-	-
SAUDI ARABIA	12,456	-	-	-	-	-
SRI LANKA	2,511	100	96	179	200	214

TOTALS MAY NOT ADD DUE TO ROUNDING

* LESS THAN $500

AS OF 30 SEP 03

INTERNATIONAL MILITARY EDUCATION AND TRAINING PROGRAM/DELIVERIES
INCLUDES MILITARY ASSISTANCE SERVICE FUNDED AND EMERGENCY DRAWDOWNS

(DOLLARS IN THOUSANDS)

FY 1999	FY 2000	FY 2001	FY 2002	FY 2003	FY 1950 FY 2003	
50,159	49,810	57,748	70,000	79,480	3,053,855	WORLDWIDE
5,298	4,956	5,269	6,413	6,877	965,707	EAST ASIA AND PACIFIC
-	-	-	-	-	16,012	CAMBODIA
-	-	-	43	119	162	EAST TIMOR
15	78	-	-	-	491	FIJI
-	-	-	-	-	598	INDOCHINA
486	-	-	405	276	46,944	INDONESIA
-	-	-	-	-	47,282	JAPAN
-	-	-	-	-	175,253	KOREA (SEOUL)
-	-	-	-	-	42,814	LAOS
713	740	757	831	831	18,586	MALAYSIA
429	512	750	686	767	4,368	MONGOLIA
-	-	-	-	-	5,791	MYANMAR
156	177	160	206	256	2,297	PAPUA NEW GUINEA
6,348	1,415	1,436	12,025	2,400	90,897	REP OF PHILIPPINES
-	-	-	-	-	536	SINGAPORE
157	53	62	146	151	1,279	SOLOMON ISLANDS
-	-	-	-	-	103,156	TAIWAN
8,703	1,730	1,852	1,748	1,768	121,222	THAILAND
99	103	100	115	127	1,351	TONGA
87	63	64	95	106	790	VANUATU
-	-	-	-	-	302,142	VIETNAM
105	85	88	113	76	848	WESTERN SAMOA
7,141	7,227	7,754	10,621	13,789	343,959	NEAR EAST AND SOUTH ASIA
-	-	-	2,000	387	8,003	AFGHANISTAN
124	115	121	67	612	2,447	ALGERIA
228	216	249	395	448	2,352	BAHRAIN
394	456	507	648	772	8,811	BANGLADESH
1,040	1,006	1,119	1,217	1,232	32,342	EGYPT
241	489	498	1,012	1,000	13,988	INDIA
-	-	-	-	-	67,442	IRAN
-	5,000	-	-	-	6,487	IRAQ
-	-	-	-	-	218	ISRAEL
1,654	1,679	1,700	2,012	2,400	45,016	JORDAN
554	582	546	568	700	14,089	LEBANON
-	-	-	-	-	2,795	LIBYA
94	100	110	125	139	1,373	MALDIVES
927	904	521	1,041	1,575	39,742	MOROCCO
189	216	237	377	500	4,240	NEPAL
233	230	250	481	567	3,636	OMAN
174	-	-	894	990	33,942	PAKISTAN
-	-	-	24	22	12,502	SAUDI ARABIA
230	203	252	259	307	4,551	SRI LANKA

TOTALS MAY NOT ADD DUE TO ROUNDING

* LESS THAN $500

AS OF 30 SEP 03

INTERNATIONAL MILITARY EDUCATION AND TRAINING PROGRAM/DELIVERIES (CONTINUED)
INCLUDES MILITARY ASSISTANCE SERVICE FUNDED AND EMERGENCY DRAWDOWNS

(DOLLARS IN THOUSANDS)

	FY 1950 FY 1993	FY 1994	FY 1995	FY 1996	FY 1997	FY 1998
NEAR EAST AND SOUTH ASIA (CONTINUED)						
SYRIA	56	-	-	-	-	-
TUNISIA	23,285	500	800	816	837	900
YEMEN	12,173	-	-	50	52	142
EUROPE	672,543	6,757	7,897	13,253	15,180	18,713
ALBANIA	300	165	226	432	666	613
ARMENIA	-	-	-	-	-	-
AUSTRIA	1,847	10	15	15	-	-
AZERBAIJAN	-	-	-	-	-	-
BELARUS	97	100	94	279	273	61
BELGIUM	33,889	-	-	-	-	-
BOSNIA-HERZEGOVINA	-	-	-	259	500	600
BULGARIA	612	300	400	708	903	950
CROATIA	-	-	105	218	427	455
CZECH REPUBLIC	469	500	500	795	737	1,394
CZECHOSLOVAKIA	954	-	-	-	-	-
DENMARK	30,451	-	-	-	-	-
ESTONIA	149	152	180	386	572	689
FINLAND	744	10	15	14	-	-
FRANCE	107,987	-	-	-	-	-
GEORGIA	-	63	82	302	312	416
GERMANY	16,173	-	-	-	-	-
GREECE	59,646	100	48	54	28	31
HUNGARY	1,590	700	796	1,034	1,014	1,347
ICELAND	194	-	-	-	-	-
IRELAND	21	-	-	-	-	-
ITALY	46,566	-	-	-	-	-
KAZAKHSTAN	163	90	97	388	389	587
KYRGYZSTAN	-	50	60	231	257	336
LATVIA	160	195	197	388	535	751
LITHUANIA	219	150	196	498	523	664
LUXEMBOURG	550	-	-	-	-	-
MACEDONIA (FYROM)	-	-	125	249	319	457
MALTA	189	18	58	30	104	91
MOLDOVA	-	57	106	273	268	460
NETHERLANDS	39,100	-	-	-	-	-
NORWAY	31,652	-	-	-	-	-
POLAND	1,745	700	747	1,021	1,000	1,318
PORTUGAL	48,219	500	500	769	551	844
ROMANIA	309	312	460	758	922	1,094
RUSSIA	588	471	413	760	842	732
SLOVAKIA	128	296	253	471	621	621
SLOVENIA	82	113	150	253	400	654

TOTALS MAY NOT ADD DUE TO ROUNDING * LESS THAN $500

AS OF 30 SEP 03

INTERNATIONAL MILITARY EDUCATION AND TRAINING PROGRAM/DELIVERIES (CONTINUED)
INCLUDES MILITARY ASSISTANCE SERVICE FUNDED AND EMERGENCY DRAWDOWNS

(DOLLARS IN THOUSANDS)

FY 1999	FY 2000	FY 2001	FY 2002	FY 2003	FY 1950 FY 2003	
						NEAR EAST AND SOUTH ASIA (CONTINUED)
-	-	-	-	-	56	SYRIA
937	906	968	1,013	1,500	32,462	TUNISIA
122	125	198	488	638	13,988	YEMEN
18,450	19,438	22,552	26,818	31,545	853,146	EUROPE
650	646	800	866	957	6,721	ALBANIA
-	-	-	75	659	734	ARMENIA
-	-	-	-	-	1,887	AUSTRIA
-	-	-	377	878	1,255	AZERBAIJAN
-	-	-	-	-	904	BELARUS
-	-	-	-	-	33,889	BELGIUM
632	601	1,109	800	796	5,297	BOSNIA-HERZEGOVINA
974	1,000	1,599	1,212	1,324	9,981	BULGARIA
435	514	1,032	593	700	4,479	CROATIA
1,227	1,441	1,370	1,800	1,929	12,162	CZECH REPUBLIC
-	-	-	-	-	954	CZECHOSLOVAKIA
-	-	-	-	-	30,451	DENMARK
675	789	750	1,036	1,099	6,477	ESTONIA
-	-	-	-	-	783	FINLAND
-	-	-	-	-	67,987	FRANCE
394	409	481	889	1,184	4,532	GEORGIA
-	-	-	-	-	16,173	GERMANY
25	25	25	499	594	61,075	GREECE
1,500	1,398	1,394	1,789	1,888	14,450	HUNGARY
-	-	-	-	-	194	ICELAND
-	-	-	-	-	21	IRELAND
-	-	-	-	-	46,566	ITALY
540	567	583	893	872	5,169	KAZAKHSTAN
383	358	380	600	1,068	3,723	KYRGYZSTAN
729	749	815	1,047	1,091	6,657	LATVIA
727	750	797	1,019	1,087	6,630	LITHUANIA
-	-	-	-	-	550	LUXEMBOURG
448	504	541	579	676	3,898	MACEDONIA (FYROM)
109	100	136	295	292	1,422	MALTA
485	487	630	889	988	4,643	MOLDOVA
-	-	-	-	-	39,100	NETHERLANDS
-	-	-	-	-	31,652	NORWAY
1,600	1,670	1,318	1,891	2,172	15,182	POLAND
700	656	594	720	850	54,903	PORTUGAL
1,111	1,093	1,544	1,356	1,651	10,610	ROMANIA
228	717	156	-	777	5,684	RUSSIA
623	633	992	845	920	6,403	SLOVAKIA
650	579	1,022	827	936	5,666	SLOVENIA

TOTALS MAY NOT ADD DUE TO ROUNDING * LESS THAN $500

AS OF 30 SEP 03

INTERNATIONAL MILITARY EDUCATION AND TRAINING PROGRAM/DELIVERIES (CONTINUED)
INCLUDES MILITARY ASSISTANCE SERVICE FUNDED AND EMERGENCY DRAWDOWNS

(DOLLARS IN THOUSANDS)

	FY 1950 FY 1993	FY 1994	FY 1995	FY 1996	FY 1997	FY 1998
EUROPE (CONTINUED)						
SPAIN	67,639	49	52	49	-	-
TAJIKISTAN	-	-	-	-	-	-
TURKEY	152,955	1,006	1,102	1,095	1,454	1,505
TURKMENISTAN	-	50	118	213	262	336
UKRAINE	456	600	707	1,019	1,015	1,250
UNITED KINGDOM	21,624	-	-	-	-	-
UZBEKISTAN	-	-	95	293	286	457
YUGOSLAVIA	5,076	-	-	-	-	-
AFRICA	144,669	4,021	4,955	6,016	7,093	7,989
ANGOLA	-	-	-	-	174	-
BENIN	773	99	161	281	350	376
BOTSWANA	4,205	364	440	454	391	540
BURKINA FASO	960	-	-	-	-	-
BURUNDI	1,763	-	44	71	-	-
CAMEROON	2,866	100	-	83	104	142
CAPE VERDE	923	-	75	64	208	153
CENTRAL AFRICAN REP	1,641	-	186	110	158	150
CHAD	3,312	225	62	-	27	100
COMOROS	458	-	-	64	76	101
CONGO (BRAZZAVILLE)	634	109	150	162	147	-
CONGO (KINSHASA)	18,121	-	-	-	-	-
DJIBOUTI	1,514	106	125	150	94	103
EQUATORIAL GUINEA	815	-	-	-	-	-
ERITREA	-	82	200	261	413	409
ETHIOPIA	22,861	113	248	327	313	279
GABON	1,299	-	-	-	-	-
GAMBIA	751	100	-	-	-	-
GHANA	4,295	229	222	257	243	288
GUINEA	1,681	88	155	35	55	70
GUINEA-BISSAU	797	102	75	88	119	64
IVORY COAST	1,873	150	120	151	170	211
KENYA	16,123	288	283	297	304	443
LESOTHO	589	-	32	72	76	75
LIBERIA	9,401	-	-	-	-	-
MADAGASCAR	1,058	-	-	102	113	146
MALAWI	1,868	125	125	154	228	284
MALI	3,093	134	163	155	152	275
MAURITANIA	769	-	-	-	-	-
MAURITIUS	157	-	-	-	22	63
MOZAMBIQUE	448	-	138	203	204	178
NAMIBIA	706	220	126	190	188	203
NIGER	3,548	200	189	11	-	-

TOTALS MAY NOT ADD DUE TO ROUNDING * LESS THAN $500

AS OF 30 SEP 03

INTERNATIONAL MILITARY EDUCATION AND TRAINING PROGRAM/DELIVERIES (CONTINUED)
INCLUDES MILITARY ASSISTANCE SERVICE FUNDED AND EMERGENCY DRAWDOWNS

(DOLLARS IN THOUSANDS)

FY 1999	FY 2000	FY 2001	FY 2002	FY 2003	FY 1950 FY 2003	
						EUROPE (CONTINUED)
-	-	-	-	-	67,789	SPAIN
-	-	-	259	339	598	TAJIKISTAN
1,514	1,554	1,689	2,756	2,800	169,430	TURKEY
261	313	258	388	216	2,415	TURKMENISTAN
1,304	1,338	1,443	1,638	1,698	12,468	UKRAINE
-	-	-	-	-	53,624	UNITED KINGDOM
526	547	494	880	1,104	4,682	UZBEKISTAN
35,000	-	-	-	-	40,076	YUGOSLAVIA
8,463	7,543	8,533	10,332	9,867	219,480	AFRICA
-	-	-	-	152	326	ANGOLA
372	356	384	502	382	4,036	BENIN
562	38,079	663	692	716	47,106	BOTSWANA
-	-	-	-	-	960	BURKINA FASO
-	-	-	-	-	1,878	BURUNDI
184	189	223	193	306	4,390	CAMEROON
70	123	126	146	143	2,031	CAPE VERDE
81	103	116	128	13	2,685	CENTRAL AFRICAN REP
87	100	173	216	253	4,555	CHAD
14	-	-	-	-	713	COMOROS
-	-	86	140	108	1,536	CONGO (BRAZZAVILLE)
-	-	-	-	-	18,121	CONGO (KINSHASA)
123	163	132	163	154	2,827	DJIBOUTI
-	-	-	-	-	815	EQUATORIAL GUINEA
439	27	155	340	181	2,507	ERITREA
516	152	-	445	210	25,464	ETHIOPIA
-	47	131	157	233	1,867	GABON
-	-	-	48	68	967	GAMBIA
391	450	338	482	522	7,717	GHANA
167	179	254	266	210	3,160	GUINEA
-	22	55	69	77	1,468	GUINEA-BISSAU
189	22	-	-	-	2,886	IVORY COAST
462	422	443	486	596	20,147	KENYA
74	86	78	96	52	1,230	LESOTHO
-	-	-	-	-	9,401	LIBERIA
115	160	158	208	209	2,269	MADAGASCAR
332	345	388	385	312	4,546	MALAWI
374	270	355	342	309	5,622	MALI
-	-	83	130	131	1,113	MAURITANIA
95	79	86	93	110	705	MAURITIUS
184	178	200	153	196	2,082	MOZAMBIQUE
145	175	193	208	175	2,529	NAMIBIA
-	-	102	132	103	4,285	NIGER

TOTALS MAY NOT ADD DUE TO ROUNDING

* LESS THAN $500

AS OF 30 SEP 03

INTERNATIONAL MILITARY EDUCATION AND TRAINING PROGRAM/DELIVERIES (CONTINUED)
INCLUDES MILITARY ASSISTANCE SERVICE FUNDED AND EMERGENCY DRAWDOWNS

(DOLLARS IN THOUSANDS)

	FY 1950 FY 1993	FY 1994	FY 1995	FY 1996	FY 1997	FY 1998
AFRICA (CONTINUED)						
NIGERIA	2,674	-	-	-	-	-
RWANDA	918	75	50	243	359	473
SAO TOME & PRINCIPE	673	-	29	75	72	74
SENEGAL	6,761	450	598	637	697	815
SEYCHELLES	396	-	10	31	50	79
SIERRA LEONE	1,191	-	52	134	3	-
SOMALIA	6,619	-	-	-	-	-
SOUTH AFRICA	-	104	297	466	656	804
SUDAN	10,131	-	-	-	-	-
SWAZILAND	832	-	57	50	85	93
TANZANIA	565	114	81	126	5	185
TOGO	751	-	-	-	25	-
UGANDA	1,200	128	138	189	342	357
ZAMBIA	285	75	92	99	172	143
ZIMBABWE	2,372	241	232	224	298	313
WESTERN HEMISPHERE	311,011	4,551	4,458	8,217	8,532	9,693
ANTIGUA & BARBUDA	260	6	3	95	93	123
ARGENTINA	14,223	102	109	588	603	607
BAHAMAS	535	11	13	116	107	110
BARBADOS	669	6	11	99	103	60
BELIZE	1,035	50	54	217	208	258
BOLIVIA	19,318	439	368	547	509	570
BRAZIL	17,086	96	100	200	222	220
CHILE	17,732	97	120	301	395	453
COLOMBIA	32,494	900	588	95	-	885
COSTA RICA	3,277	101	68	196	200	241
CUBA	2,023	-	-	-	-	-
DOMINICA	388	30	39	35	32	40
DOMINICAN REPUBLIC	19,389	308	213	507	622	556
ECUADOR	21,115	379	293	547	425	534
EL SALVADOR	32,297	400	404	535	455	512
GRENADA	757	43	39	61	49	58
GUATEMALA	10,849	36	-	-	205	223
GUYANA	253	5	97	220	178	181
HAITI	3,882	-	35	169	275	290
HONDURAS	22,859	524	325	500	425	500
JAMAICA	4,675	201	174	469	487	504
MEXICO	6,745	201	400	992	1,008	921
NICARAGUA	11,583	-	-	-	57	74
PANAMA	8,265	-	-	-	-	-
PARAGUAY	8,329	89	134	155	284	216
PERU	23,836	-	325	380	483	462

TOTALS MAY NOT ADD DUE TO ROUNDING

* LESS THAN $500

AS OF 30 SEP 03

INTERNATIONAL MILITARY EDUCATION AND TRAINING PROGRAM/DELIVERIES (CONTINUED)
INCLUDES MILITARY ASSISTANCE SERVICE FUNDED AND EMERGENCY DRAWDOWNS

(DOLLARS IN THOUSANDS)

FY 1999	FY 2000	FY 2001	FY 2002	FY 2003	FY 1950 FY 2003	
						AFRICA (CONTINUED)
90	525	663	750	96	4,798	NIGERIA
314	164	-	-	162	77,758	RWANDA
86	45	101	112	180	1,447	SAO TOME & PRINCIPE
846	764	912	931	1,062	14,473	SENEGAL
103	72	60	40	53	894	SEYCHELLES
-	-	130	177	318	2,005	SIERRA LEONE
-	-	-	-	-	10,369	SOMALIA
1,022	904	1,200	1,471	1,258	8,182	SOUTH AFRICA
-	-	-	-	-	10,131	SUDAN
91	105	98	84	97	1,592	SWAZILAND
181	167	214	275	210	2,123	TANZANIA
-	-	52	83	116	1,027	TOGO
305	247	-	-	170	5,209	UGANDA
150	137	181	189	225	1,748	ZAMBIA
299	286	-	-	-	4,265	ZIMBABWE
9,857	9,890	10,766	12,810	14,202	404,073	WESTERN HEMISPHERE
109	113	96	144	146	1,188	ANTIGUA & BARBUDA
613	740	846	1,025	1,000	20,456	ARGENTINA
127	112	110	144	146	1,531	BAHAMAS
57	71	86	113	125	1.400	BARBADOS
175	161	223	212	173	2,766	BELIZE
533	548	665	712	800	25,009	BOLIVIA
206	223	241	437	483	19,514	BRAZIL
478	499	550	570	559	21,754	CHILE
917	900	1,040	1,180	1,165	40,164	COLOMBIA
240	280	297	384	336	5,625	COSTA RICA
-	-	-	-	-	2,023	CUBA
50	58	52	71	65	859	DOMINICA
493	487	513	527	570	37,654	DOMINICAN REPUBLIC
569	518	550	625	645	26,200	ECUADOR
491	523	653	814	1,165	38,249	EL SALVADOR
59	47	44	82	81	1,320	GRENADA
253	228	291	350	350	12,785	GUATEMALA
216	168	192	294	316	2,120	GUYANA
160	222	-	14	51	5,098	HAITI
560	548	546	649	724	28,166	HONDURAS
472	461	465	586	646	9,140	JAMAICA
918	865	1,000	944	1,250	15,244	MEXICO
200	194	163	372	600	13,302	NICARAGUA
87	117	131	178	209	8,987	PANAMA
215	210	238	360	297	10,527	PARAGUAY
478	455	509	518	592	28,038	PERU

TOTALS MAY NOT ADD DUE TO ROUNDING

* LESS THAN $500

AS OF 30 SEP 03

INTERNATIONAL MILITARY EDUCATION AND TRAINING PROGRAM/DELIVERIES (CONTINUED)
INCLUDES MILITARY ASSISTANCE SERVICE FUNDED

(DOLLARS IN THOUSANDS)

	FY 1950 FY 1993	FY 1994	FY 1995	FY 1996	FY 1997	FY 1998
WESTERN HEMISPHERE (CONTINUED)						
ST KITTS AND NEVIS	557	44	39	75	56	65
ST LUCIA	466	59	46	68	43	44
ST VINCENT + GREN.	621	52	40	74	44	392
SURINAME	128	-	28	85	149	82
TRINIDAD + TOBAGO	411	10	-	83	95	133
URUGUAY	8,996	167	143	380	332	321
VENEZUELA	15,958	195	250	428	388	400
INTERNATL. ORG. AND VARIOUS	278	-	-	-	-	-
GEN. AND REG. COSTS	251,582	888	709	900	1,198	1,260

A/ DURING THE PERIOD FY 66-75, GRANT AID FUNDING IN SUPPORT OF ACTIVITIES IN SOUTHEAST ASIA WAS A PART OF THE REGULAR DOD APPROPRIATION AND WAS IDENTIFIED FOR PROGRAMMING PURPOSES AS MILITARY ASSISTANCE SERVICE FUNDED (MASF) PROGRAMS. THE FUNDS WERE USED FOR PROVIDING MILITARY EQUIPMENT AND RELATED SERVICES AND TRAINING TO THOSE COUNTRIES ENGAGED IN THE HOSTILITIES IN SOUTHEAST ASIA, I.E., KOREA, LAOS, PHILIPPINES, THAILAND, AND VIETNAM.

NOTE: SECURITY ASSISTANCE TRAINING IS CONSIDERED FULLY DELIVERED WHEN FUNDED.

TOTALS MAY NOT ADD DUE TO ROUNDING * LESS THAN $500

INTERNATIONAL MILITARY EDUCATION AND TRAINING PROGRAM/DELIVERIES (CONTINUED)
INCLUDES MILITARY ASSISTANCE SERVICE FUNDED

(DOLLARS IN THOUSANDS)

FY 1999	FY 2000	FY 2001	FY 2002	FY 2003	FY 1950 FY 2003	
						WESTERN HEMISPHERE (CONTINUED)
63	67	66	92	93	1,216	ST KITTS AND NEVIS
57	79	36	81	88	1,067	ST LUCIA
49	52	68	89	88	1,227	ST VINCENT + GREN.
100	102	107	147	156	1,084	SURINAME
148	132	122	132	150	1,417	TRINIDAD + TOBAGO
364	326	398	464	450	12,341	URUGUAY
400	384	485	500	683	20,071	VENEZUELA
-	-	-	-	-	278	INTERNATL. ORG. AND VARIOUS
950	756	2,798	2,991	3,200	267,323	GEN. AND REG. COSTS

TOTALS MAY NOT ADD DUE TO ROUNDING * LESS THAN $500

AS OF 30 SEP 03

SUMMARY OF STUDENTS TRAINED UNDER INTERNATIONAL MILITARY EDUCATION AND TRAINING PROGRAM
INCLUDES MILITARY ASSISTANCE SERVICE FUNDED AND EMERGENCY DRAWDOWNS

	FY 1950 FY 1993	FY 1994	FY 1995	FY 1996	FY 1997	FY 1998
WORLDWIDE	603,676	2,597	2,659	3,482	3,454	3,978
EAST ASIA AND PACIFIC	298,147	215	360	498	363	402
CAMBODIA	67,482	5	9	49	15	-
EAST TIMOR	-	-	-	-	-	-
FIJI	112	-	-	-	-	-
INDOCHINA	434	-	-	-	-	-
INDONESIA	8,055	-	-	17	7	14
JAPAN	15,721	-	-	-	-	-
KOREA (SEOUL)	38,522	7	7	4	-	-
LAOS	44,500	-	-	-	-	-
MALAYSIA	2,166	25	47	84	58	57
MONGOLIA	16	1	7	3	10	35
MYANMAR	1,227	-	-	-	-	-
PAPUA NEW GUINEA	159	3	14	17	4	6
REP OF PHILIPPINES	23,580	94	120	114	118	120
SINGAPORE	262	2	3	4	-	-
SOLOMON ISLANDS	51	1	9	10	6	9
TAIWAN	25,597	-	-	-	-	-
THAILAND	22,218	73	121	171	120	146
TONGA	106	1	8	8	10	6
VANUATU	4	1	8	10	3	4
VIETNAM	47,935	-	-	-	-	-
WESTERN SAMOA	-	2	7	7	12	5
NEAR EAST AND SOUTH ASIA	45,308	340	444	486	575	571
AFGHANISTAN	487	-	-	-	-	-
ALGERIA	178	5	7	7	5	8
BAHRAIN	81	9	20	19	21	30
BANGLADESH	799	14	12	25	23	26
EGYPT	3,291	52	74	63	72	73
INDIA	999	8	10	21	18	13
IRAN	11,049	-	-	-	-	-
IRAQ	410	-	-	-	-	-
ISRAEL	80	-	-	-	-	-
JORDAN	7,324	71	82	107	171	163
LEBANON	2,513	59	67	74	100	63
LIBYA	567	-	-	-	-	-
MALDIVES	82	-	5	8	8	8
MOROCCO	4,463	34	36	41	34	43
NEPAL	271	9	7	10	15	15
OMAN	257	9	20	22	17	21
PAKISTAN	6,242	-	-	-	-	-
SAUDI ARABIA	1,434	-	-	-	-	-
SRI LANKA	434	10	10	14	16	33

SUMMARY OF STUDENTS TRAINED UNDER INTERNATIONAL MILITARY EDUCATION AND TRAINING PROGRAM
INCLUDES MILITARY ASSISTANCE SERVICE FUNDED AND EMERGENCY DRAWDOWNS

FY 1999	FY 2000	FY 2001	FY 2002	FY 2003	FY 1950 FY 2003	
9,000	8,216	8,386	10,417	10,661	666,526	WORLDWIDE
930	648	664	718	791	303,736	EAST ASIA AND PACIFIC
-	-	-	-	-	67,560	CAMBODIA
-	-	-	-	111	111	EAST TIMOR
1	22	-	-	-	135	FIJI
-	-	-	-	-	434	INDOCHINA
79	-	-	30	41	8,243	INDONESIA
-	-	-	-	-	15,721	JAPAN
-	-	-	-	-	38,540	KOREA (SEOUL)
-	-	-	-	-	44,500	LAOS
152	126	66	48	47	2,876	MALAYSIA
99	130	148	204	142	795	MONGOLIA
-	-	-	-	-	1,227	MYANMAR
86	96	80	36	56	557	PAPUA NEW GUINEA
214	90	129	145	185	24,909	REP OF PHILIPPINES
-	-	-	-	-	271	SINGAPORE
29	19	34	29	39	236	SOLOMON ISLANDS
-	-	-	-	-	25,597	TAIWAN
181	94	152	178	140	23,594	THAILAND
28	1	4	16	5	193	TONGA
39	2	27	17	13	128	VANUATU
-	-	-	-	-	47,935	VIETNAM
22	68	24	15	12	174	WESTERN SAMOA
812	735	634	974	1,217	52,096	NEAR EAST AND SOUTH ASIA
-	-	-	-	8	495	AFGHANISTAN
12	9	9	2	71	313	ALGERIA
34	28	21	37	115	415	BAHRAIN
78	31	36	50	113	1,207	BANGLADESH
82	62	64	59	52	3,944	EGYPT
6	18	24	78	36	1,231	INDIA
-	-	-	-	-	11,049	IRAN
-	-	-	-	-	410	IRAQ
-	-	-	-	-	80	ISRAEL
196	163	150	174	208	8,809	JORDAN
163	129	99	159	188	3,614	LEBANON
-	-	-	-	-	567	LIBYA
6	6	7	18	8	156	MALDIVES
50	46	81	50	109	4,987	MOROCCO
13	43	12	72	73	540	NEPAL
40	102	25	60	43	616	OMAN
-	-	-	39	101	6,382	PAKISTAN
-	-	-	2	2	1,438	SAUDI ARABIA
9	10	53	68	12	669	SRI LANKA

AS OF 30 SEP 03

SUMMARY OF STUDENTS TRAINED UNDER INTERNATIONAL MILITARY EDUCATION AND TRAINING PROGRAM (CONTINUED)
INCLUDES MILITARY ASSISTANCE SERVICE FUNDED AND EMERGENCY DRAWDOWNS

	FY 1950 FY 1993	FY 1994	FY 1995	FY 1996	FY 1997	FY 1998
NEAR EAST AND SOUTH ASIA (CONTINUED)						
SYRIA	20	-	-	-	-	-
TUNISIA	3,490	60	94	74	72	66
YEMEN	837	-	-	1	3	9
EUROPE	114,145	431	524	724	746	1,074
ALBANIA	11	12	13	22	27	31
ARMENIA	-	-	-	-	-	-
AUSTRIA	569	7	4	5	-	-
AZERBAIJAN	-	-	-	-	-	-
BELARUS	6	4	8	7	6	2
BELGIUM	5,118	-	-	-	-	-
BOSNIA-HERZEGOVINA	-	-	-	9	14	23
BULGARIA	50	23	16	28	38	36
CROATIA	-	-	14	18	40	56
CZECH REPUBLIC	46	25	32	44	37	71
CZECHOSLOVAKIA	72	-	-	-	-	-
DENMARK	4,657	-	-	-	-	-
ESTONIA	27	18	9	13	26	34
FINLAND	178	2	2	3	-	-
FRANCE	14,402	-	-	-	-	-
GEORGIA	-	3	4	14	11	18
GERMANY	1,535	-	-	-	-	-
GREECE	17,511	28	6	7	2	2
HUNGARY	127	44	35	58	49	60
ICELAND	98	-	-	-	-	-
IRELAND	8	-	-	-	-	-
ITALY	9,622	-	-	-	-	-
KAZAKHSTAN	16	2	3	14	14	19
KYRGYZSTAN	-	1	2	10	8	11
LATVIA	21	19	15	11	29	51
LITHUANIA	17	12	11	19	27	51
LUXEMBOURG	168	-	-	-	-	-
MACEDONIA (FYROM)	-	-	8	12	13	30
MALTA	58	7	5	5	10	9
MOLDOVA	-	1	5	13	12	17
NETHERLANDS	6,506	-	-	-	-	-
NORWAY	5,506	-	-	-	-	-
POLAND	135	29	39	51	57	69
PORTUGAL	5,114	41	60	47	30	56
ROMANIA	27	13	24	42	44	63
RUSSIA	59	26	25	45	48	45
SLOVAKIA	14	14	14	25	31	42
SLOVENIA	6	9	10	21	30	52

SUMMARY OF STUDENTS TRAINED UNDER INTERNATIONAL MILITARY EDUCATION AND TRAINING PROGRAM (CONTINUED)
INCLUDES MILITARY ASSISTANCE SERVICE FUNDED AND EMERGENCY DRAWDOWNS

FY 1999	FY 2000	FY 2001	FY 2002	FY 2003	FY 1950 FY 2003	
						NEAR EAST AND SOUTH ASIA (CONTINUED)
-	-	-	-	-	20	SYRIA
118	82	44	91	62	4,253	TUNISIA
5	6	9	15	16	901	YEMEN
2,678	2,619	2,904	3,368	3,719	132,932	EUROPE
126	109	128	59	148	686	ALBANIA
-	-	-	5	33	38	ARMENIA
-	-	-	-	-	585	AUSTRIA
-	-	-	29	88	117	AZERBAIJAN
-	-	-	-	-	33	BELARUS
-	-	-	-	-	5,118	BELGIUM
106	55	54	65	158	484	BOSNIA-HERZEGOVINA
118	90	53	197	144	793	BULGARIA
165	136	194	135	62	820	CROATIA
178	128	232	330	191	1,314	CZECH REPUBLIC
-	-	-	-	-	72	CZECHOSLOVAKIA
-	-	-	-	-	4,657	DENMARK
48	42	46	108	251	622	ESTONIA
-	-	-	-	-	185	FINLAND
-	-	-	-	-	14,402	FRANCE
57	84	158	119	233	701	GEORGIA
-	-	-	-	-	1,535	GERMANY
2	1	1	77	95	17,732	GREECE
197	143	103	132	170	1,118	HUNGARY
-	-	-	-	-	98	ICELAND
-	-	-	-	-	8	IRELAND
-	-	-	-	-	9,622	ITALY
11	18	12	57	27	193	KAZAKHSTAN
13	9	11	16	59	140	KYRGYZSTAN
74	157	179	142	100	798	LATVIA
65	28	33	171	119	553	LITHUANIA
-	-	-	-	-	168	LUXEMBOURG
71	157	32	23	101	447	MACEDONIA (FYROM)
8	8	37	82	88	317	MALTA
46	62	31	96	148	431	MOLDOVA
-	-	-	-	-	6,506	NETHERLANDS
-	-	-	-	-	5,506	NORWAY
248	182	64	76	192	1,142	POLAND
126	12	80	103	136	5,805	PORTUGAL
281	113	284	201	147	1,239	ROMANIA
11	248	84	-	61	652	RUSSIA
105	100	99	40	79	563	SLOVAKIA
75	183	205	484	303	1,378	SLOVENIA

SUMMARY OF STUDENTS TRAINED UNDER INTERNATIONAL MILITARY EDUCATION AND TRAINING PROGRAM (CONTINUED)
INCLUDES MILITARY ASSISTANCE SERVICE FUNDED AND EMERGENCY DRAWDOWNS

	FY 1950 FY 1993	FY 1994	FY 1995	FY 1996	FY 1997	FY 1998
EUROPE (CONTINUED)						
SPAIN	13,771	5	4	5	-	-
TAJIKISTAN	-	-	-	-	-	-
TURKEY	23,762	64	109	121	84	157
TURKMENISTAN	-	1	3	9	10	11
UKRAINE	36	21	39	36	41	46
UNITED KINGDOM	3,970	-	-	-	-	-
UZBEKISTAN	-	-	5	10	8	12
YUGOSLAVIA	922	-	-	-	-	-
AFRICA	17,882	229	281	384	385	409
ANGOLA	-	-	-	-	5	-
BENIN	88	6	5	14	19	14
BOTSWANA	651	23	26	36	30	34
BURKINA FASO	98	-	-	-	-	-
BURUNDI	170	-	5	3	-	-
CAMEROON	280	8	-	5	6	9
CAPE VERDE	75	-	2	2	7	6
CENTRAL AFRICAN REP	149	-	10	5	5	5
CHAD	266	12	3	-	6	5
COMOROS	48	-	-	2	2	5
CONGO (BRAZZAVILLE)	60	4	6	7	6	-
CONGO (KINSHASA)	1,587	-	-	-	-	-
DJIBOUTI	144	6	8	7	5	4
EQUATORIAL GUINEA	59	-	-	-	-	-
ERITREA	-	3	19	18	20	18
ETHIOPIA	3,933	5	25	33	10	11
GABON	102	-	-	-	-	-
GAMBIA	102	7	-	-	-	-
GHANA	859	14	16	16	18	23
GUINEA	154	4	6	1	2	3
GUINEA-BISSAU	68	5	5	3	6	3
IVORY COAST	243	6	7	7	9	9
KENYA	1,967	21	18	24	19	26
LESOTHO	80	-	3	9	10	7
LIBERIA	1,235	-	-	-	-	-
MADAGASCAR	102	-	-	4	5	7
MALAWI	262	11	7	10	18	25
MALI	297	6	6	9	7	12
MAURITANIA	64	-	-	-	-	-
MAURITIUS	20	-	-	-	5	6
MOZAMBIQUE	28	-	5	8	6	5
NAMIBIA	97	14	9	13	11	11
NIGER	303	9	10	2	-	-

SUMMARY OF STUDENTS TRAINED UNDER INTERNATIONAL MILITARY EDUCATION AND TRAINING PROGRAM (CONTINUED)
INCLUDES MILITARY ASSISTANCE SERVICE FUNDED AND EMERGENCY DRAWDOWNS

FY 1999	FY 2000	FY 2001	FY 2002	FY 2003	FY 1950 FY 2003	
						EUROPE (CONTINUED)
-	-	-	-	-	13,785	SPAIN
-	-	-	32	100	132	TAJIKISTAN
180	204	235	242	203	25,361	TURKEY
6	6	5	9	4	64	TURKMENISTAN
347	311	543	263	204	1,887	UKRAINE
-	-	-	-	-	3,970	UNITED KINGDOM
14	33	1	75	75	233	UZBEKISTAN
-	-	-	-	-	922	YUGOSLAVIA
1,809	1,530	1,606	2,292	1,710	28,517	AFRICA
-	-	-	-	5	10	ANGOLA
80	64	56	50	44	440	BENIN
56	57	103	138	40	1,194	BOTSWANA
-	-	-	-	-	98	BURKINA FASO
-	-	-	-	-	178	BURUNDI
38	12	10	9	14	391	CAMEROON
2	5	5	6	6	116	CAPE VERDE
2	2	4	5	-	187	CENTRAL AFRICAN REP
53	7	10	9	16	387	CHAD
1	-	-	-	-	58	COMOROS
-	-	-	3	33	119	CONGO (BRAZZAVILLE)
-	-	-	-	-	1,587	CONGO (KINSHASA)
6	3	4	7	39	233	DJIBOUTI
-	-	-	-	-	59	EQUATORIAL GUINEA
10	-	7	66	78	239	ERITREA
7	2	-	10	8	4,044	ETHIOPIA
-	3	1	8	10	124	GABON
-	-	-	4	5	118	GAMBIA
29	58	49	51	27	1,160	GHANA
8	73	88	161	28	528	GUINEA
-	1	2	2	2	97	GUINEA-BISSAU
56	1	-	-	-	338	IVORY COAST
132	107	52	158	59	2,583	KENYA
77	68	64	50	5	373	LESOTHO
-	-	-	-	-	1,235	LIBERIA
83	26	7	71	7	312	MADAGASCAR
105	128	66	68	79	779	MALAWI
59	68	52	10	12	538	MALI
-	-	-	96	5	165	MAURITANIA
4	24	45	45	35	184	MAURITIUS
59	66	10	82	69	338	MOZAMBIQUE
8	10	14	17	68	272	NAMIBIA
-	-	9	111	32	476	NIGER

SUMMARY OF STUDENTS TRAINED UNDER INTERNATIONAL MILITARY EDUCATION AND TRAINING PROGRAM (CONTINUED)
INCLUDES MILITARY ASSISTANCE SERVICE FUNDED AND EMERGENCY DRAWDOWNS

	FY 1950 FY 1993	FY 1994	FY 1995	FY 1996	FY 1997	FY 1998
AFRICA (CONTINUED)						
NIGERIA	768	-	-	-	-	-
RWANDA	81	1	2	5	14	23
SAO TOME & PRINCIPE	51	-	1	2	2	2
SENEGAL	558	21	31	29	30	33
SEYCHELLES	46	-	1	2	3	5
SIERRA LEONE	181	-	5	11	-	-
SOMALIA	541	-	-	-	-	-
SOUTH AFRICA	-	4	15	35	38	52
SUDAN	1,130	-	-	-	-	-
SWAZILAND	141	-	3	5	6	7
TANZANIA	91	8	5	6	-	12
TOGO	67	-	-	-	5	-
UGANDA	171	12	10	17	24	22
ZAMBIA	50	4	7	8	10	5
ZIMBABWE	415	15	-	26	16	-
WESTERN HEMISPHERE	128,130	1,382	1,048	1,389	1,385	1,522
ANTIGUA & BARBUDA	116	1	1	11	13	16
ARGENTINA	4,476	36	12	65	72	126
ARUBA	-	-	-	-	-	6
BAHAMAS	321	6	9	18	12	17
BARBADOS	234	1	3	12	9	6
BELIZE	421	6	6	31	29	32
BOLIVIA	6,104	66	41	74	68	66
BRAZIL	8,891	17	19	38	41	20
CHILE	7,578	160	172	174	167	188
COLOMBIA	21,438	545	274	28	-	154
COSTA RICA	1,763	27	18	45	52	60
CUBA	523	-	-	-	-	-
DOMINICA	159	4	6	6	5	7
DOMINICAN REPUBLIC	6,634	50	20	70	70	48
ECUADOR	9,293	111	64	135	109	68
EL SALVADOR	6,929	65	24	68	27	23
GRENADA	259	9	6	9	7	10
GUATEMALA	4,394	5	-	-	29	21
GUYANA	100	3	17	26	22	17
HAITI	956	-	5	9	19	13
HONDURAS	8,496	113	108	105	112	134
JAMAICA	1,361	11	9	54	66	53
MEXICO	2,436	45	58	221	192	165
NICARAGUA	5,740	-	-	-	4	5
PANAMA	6,766	-	-	-	-	-
PARAGUAY	2,393	10	15	10	27	22

SUMMARY OF STUDENTS TRAINED UNDER INTERNATIONAL MILITARY EDUCATION AND TRAINING PROGRAM (CONTINUED)
INCLUDES MILITARY ASSISTANCE SERVICE FUNDED AND EMERGENCY DRAWDOWNS

FY 1999	FY 2000	FY 2001	FY 2002	FY 2003	FY 1950 FY 2003	
						AFRICA (CONTINUED)
7	115	23	204	6	1,123	NIGERIA
52	8	-	-	49	235	RWANDA
2	2	2	31	5	100	SAO TOME & PRINCIPE
171	69	46	31	124	1,143	SENEGAL
28	1	1	16	27	130	SEYCHELLES
-	-	7	78	244	526	SIERRA LEONE
-	-	-	-	-	541	SOMALIA
551	447	792	582	333	2,849	SOUTH AFRICA
-	-	-	-	-	1,130	SUDAN
6	17	42	10	15	252	SWAZILAND
8	8	11	18	40	207	TANZANIA
-	-	9	71	15	167	TOGO
20	18	-	-	6	300	UGANDA
51	42	15	14	120	326	ZAMBIA
38	18	-	-	-	528	ZIMBABWE
2,771	2,684	2,578	3,065	3,214	149,168	WESTERN HEMISPHERE
16	12	10	14	-	210	ANTIGUA & BARBUDA
197	191	210	264	536	6,185	ARGENTINA
-	-	-	-	-	6	ARUBA
17	10	12	24	34	480	BAHAMAS
6	9	6	10	-	296	BARBADOS
33	20	18	64	41	701	BELIZE
76	88	73	92	51	6,799	BOLIVIA
30	22	26	80	80	9,264	BRAZIL
174	201	348	175	198	9,535	CHILE
611	763	513	588	529	25,443	COLOMBIA
53	69	51	66	46	2,250	COSTA RICA
-	-	-	-	-	523	CUBA
6	7	4	8	-	212	DOMINICA
47	36	58	87	47	7,167	DOMINICAN REPUBLIC
162	94	107	101	85	10,329	ECUADOR
181	143	243	354	274	8,331	EL SALVADOR
6	6	5	9	-	326	GRENADA
103	19	33	78	89	4,771	GUATEMALA
20	16	15	18	23	277	GUYANA
2	39	-	4	47	1,094	HAITI
221	208	111	208	222	10,038	HONDURAS
57	118	70	229	114	2,142	JAMAICA
194	95	116	91	171	3,784	MEXICO
55	135	76	61	104	6,180	NICARAGUA
2	12	17	23	31	6,851	PANAMA
57	42	38	48	31	2,693	PARAGUAY

SUMMARY OF STUDENTS TRAINED UNDER INTERNATIONAL MILITARY EDUCATION AND TRAINING PROGRAM (CONTINUED)
INCLUDES MILITARY ASSISTANCE SERVICE FUNDED AND EMERGENCY DRAWDOWNS

	FY 1950 FY 1993	FY 1994	FY 1995	FY 1996	FY 1997	FY 1998
WESTERN HEMISPHERE (CONTINUED)						
PERU	9,690	-	59	26	53	60
ST KITTS AND NEVIS	213	5	6	11	10	8
ST LUCIA	200	12	8	9	5	8
ST VINCENT + GREN.	238	5	8	10	6	7
SURINAME	31	-	2	17	10	9
TRINIDAD + TOBAGO	134	3	-	8	12	18
URUGUAY	3,299	26	15	30	65	72
VENEZUELA	6,544	40	63	69	72	63
INTERNATL. ORG. AND VARIOUS	13	-	-	-	-	-
GEN. AND REG. COSTS	51	-	2	1	-	-

NOTE: SINCE FY 1999 FIGURES FOR THE INTERNATIONAL MILITARY EDUCATION TRAINING (IMET) STUDENTS TRAINED INCLUDE THE TOTAL NUMBER OF STUDENTS TRAINED BY A MOBILE TRAINING TEAM (MTT). PRIOR TO FY 1999 THE DATA IN THIS DOCUMENT COUNTED ONLY THE MTT ITSELF, NOT THE TOTAL NUMBER OF STUDENTS TRAINED BY EACH MTT.

A/ DURING THE PERIOD FY 66-75, GRANT AID FUNDING IN SUPPORT OF ACTIVITIES IN SOUTHEAST ASIA WAS A PART OF THE REGULAR DOD APPROPRIATION AND WAS IDENTIFIED FOR PROGRAMMING PURPOSES AS MILITARY ASSISTANCE SERVICE FUNDED (MASF) PROGRAMS. THE FUNDS WERE USED FOR PROVIDING MILITARY EQUIPMENT AND RELATED SERVICES AND TRAINING TO THOSE COUNTRIES ENGAGED IN THE HOSTILITIES IN SOUTHEAST ASIA, I.E., KOREA, LAOS, PHILIPPINES, THAILAND, AND VIETNAM.

SUMMARY OF STUDENTS TRAINED UNDER INTERNATIONAL MILITARY EDUCATION AND TRAINING PROGRAM (CONTINUED)
INCLUDES MILITARY ASSISTANCE SERVICE FUNDED AND EMERGENCY DRAWDOWNS

FY 1999	FY 2000	FY 2001	FY 2002	FY 2003	FY 1950 FY 2003	
						WESTERN HEMISPHERE (CONTINUED)
44	55	60	85	172	10,304	PERU
26	9	9	8	-	305	ST KITTS AND NEVIS
6	9	3	9	-	269	ST LUCIA
8	5	6	12	-	305	ST VINCENT + GREN.
86	72	86	14	16	343	SURINAME
15	12	8	9	8	227	TRINIDAD + TOBAGO
78	74	127	171	202	4,159	URUGUAY
182	93	119	61	73	7,379	VENEZUELA
-	-	-	-	-	13	INTERNATL. ORG. AND VARIOUS
-	-	-	-	-	54	GEN. AND REG. COSTS