

FACTS BOOK



AS OF SEPTEMBER 30, 2004

FACTS BOOK



AS OF SEPTEMBER 30, 2004

**FOREIGN MILITARY SALES,
FOREIGN MILITARY CONSTRUCTION
SALES AND
MILITARY ASSISTANCE FACTS**

AS OF SEPTEMBER 30, 2004

**NOTE: THIS PUBLICATION IS AVAILABLE ON THE DSCA WEB SITE AT [WWW.DSCA.MIL](http://www.DSCA.MIL)
AND CAN BE DOWNLOADED IN HARD COPY FORMAT.**

**PUBLISHED BY
ADMINISTRATION AND MANAGEMENT
BUSINESS OPERATIONS, DSCA**

TABLE OF CONTENTS

NARRATIVE DESCRIPTION OF STATISTICAL TABLES	iv
GRAPH - FOREIGN MILITARY SALES AGREEMENTS (DEFENSE ARTICLES & SERVICES AND CONSTRUCTION	1
*FOREIGN MILITARY SALES AGREEMENTS	2
*FOREIGN MILITARY CONSTRUCTION SALES AGREEMENTS	12
GRAPH - FOREIGN MILITARY SALES DELIVERIES (DEFENSE ARTICLES & SERVICES AND CONSTRUCTION	17
*FOREIGN MILITARY SALES DELIVERIES	18
*FOREIGN MILITARY CONSTRUCTION SALES DELIVERIES	28
GRAPH - FOREIGN MILITARY FINANCING PROGRAM	33
FOREIGN MILITARY FINANCING PROGRAM	34
COMMERCIAL EXPORTS LICENSED UNDER ARMS EXPORT CONTROL ACT	64
MILITARY ASSISTANCE PROGRAM MERGER FUNDS	76
GRAPH - MILITARY ASSISTANCE PROGRAM	81
MILITARY ASSISTANCE PROGRAM	82
GRAPH - MILITARY ASSISTANCE PROGRAM DELIVERIES/EXPENDITURES	91
MILITARY ASSISTANCE PROGRAM DELIVERIES/EXPENDITURES	92
MAP EXCESS DEFENSE ARTICLES PROGRAM - ACQUISITION COST	98
MAP EXCESS DEFENSE ARTICLES DELIVERED - ACQUISITION COST	102
GRAPH - IMET PROGRAM/DELIVERIES	107
INTERNATIONAL MILITARY EDUCATION AND TRAINING PROGRAM/DELIVERIES	108
SUMMARY OF STUDENTS TRAINED UNDER IMET	118

*The data in this publication regarding Foreign Military Sales Agreements and Deliveries portrays only sales and deliveries of defense articles and defense services. In accordance with Section 29 of the Arms Export Control Act, Foreign Military Construction Sales Agreements and Deliveries are shown separately in tables on pages 12 and 28 of this publication.

NARRATIVE DESCRIPTION OF STATISTICAL TABLES

1. FOREIGN MILITARY SALES (FMS) AGREEMENTS - Total dollar value of defense articles and defense services purchased with cash, credit, and MAP Merger Funds by a foreign government or international organization in any fiscal year. Also see Item 7, Military Assistance Program Merger Funds.
2. FOREIGN MILITARY SALES (FMS) DELIVERIES - Total dollar value of defense articles and defense services delivered to a foreign government or international organization in any fiscal year. After implementing an FMS agreement, the responsible military department directs release of materiel from stocks or procurement or provision of services or training. As execution progresses, the military department reports accrued expenditures and physical deliveries within 30 days of date of shipment or performance.
3. FOREIGN MILITARY CONSTRUCTION SALES (FMCS) AGREEMENTS - Total dollar value of design and construction services purchased by a foreign government in any fiscal year.
4. FOREIGN MILITARY CONSTRUCTION SALES (FMCS) DELIVERIES - Total dollar value of disbursements against design and construction services provided to a foreign government in any fiscal year. Also see Item 2, Foreign Military Sales Deliveries.
5. FOREIGN MILITARY FINANCING (FMF) PROGRAM - The amount of credit extended to a foreign government or international organization in any fiscal year for the procurement of defense articles, defense services, and design and construction services. Such procurements may be from U.S. military departments under FMS/FMCS, or may be negotiated directly with U.S. commercial suppliers following the approval of DOD. FMF credits are issued in the form of DOD direct loans which require repayment, or DOD direct loans for which repayment has been waived by the Congress. Annual foreign military financing programs may be applied to FMS/FMCS or commercial procurement contracts negotiated in prior, current or subsequent years within the parameters of the applicable purchase and loan financing agreements.
6. COMMERCIAL EXPORTS - The total dollar value of deliveries made against purchases of munitions-controlled items by foreign governments directly from U.S. manufacturers. The data are compiled by the Office of Defense Trade Controls (DTC), Department of

NARRATIVE DESCRIPTION OF STATISTICAL TABLES (Continued)

State, from shippers' export documents and completed licenses returned to DTC from ports of exit by the U.S. Customs Service.

7. MILITARY ASSISTANCE PROGRAM (MAP) MERGER FUNDS - Approved funds which are transferred to the FMS Trust Fund and merged with countries' FMS funds. MAP "merger" funds are non-repayable, and may be used solely to meet obligations of the recipient countries for payment of FMS/FMCS purchases; they are not available to finance procurements from U.S. commercial suppliers.

8. MILITARY ASSISTANCE PROGRAM (MAP) - The dollar amount of materiel and services (other than training) programmed for a particular foreign country in any fiscal year for which the U.S. Government receives no dollar reimbursement.

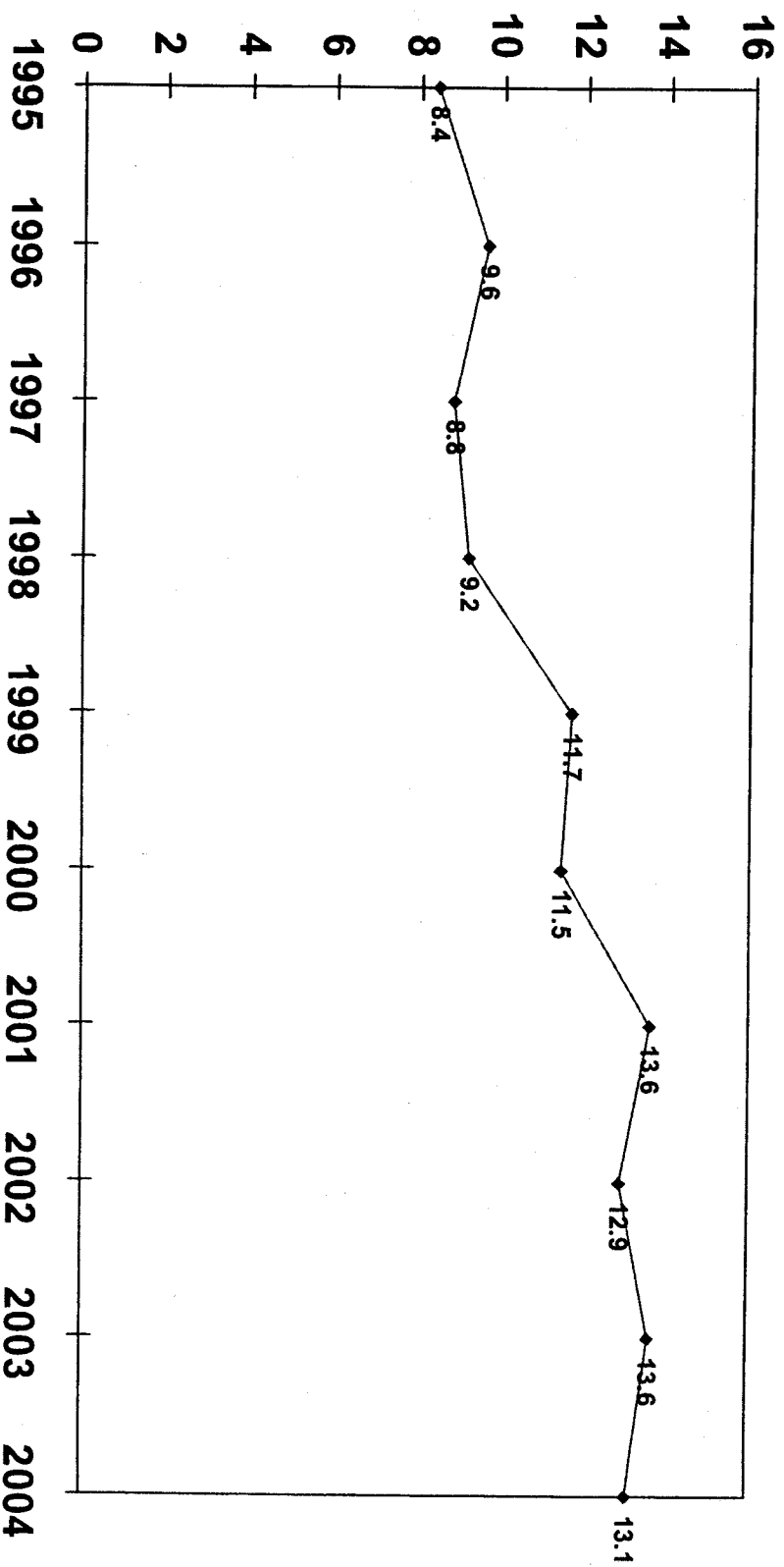
9. MILITARY ASSISTANCE PROGRAM (MAP) DELIVERIES/EXPENDITURES - The dollar amount of materiel and services (other than training) delivered or expended against amounts programmed in the current fiscal year or prior fiscal years.

10. EXCESS DEFENSE ARTICLES PROGRAM - ACQUISITION COST - Total dollar value of excess defense articles transferred to a foreign country or international organization at the original acquisition cost. Excess defense articles are defined as being owned by the U.S. Government and not procured in anticipation of military assistance or sales requirements, or pursuant to a military assistance or sales order, which are excess to Department of Defense requirements at the time such articles are dropped from inventory by the supplying agency.

11. EXCESS DEFENSE ARTICLES DELIVERED - ACQUISITION COST - Total dollar value of excess defense articles delivered to a recipient country in any fiscal year at original acquisition cost.

12. INTERNATIONAL MILITARY EDUCATION & TRAINING (IMET) PROGRAM/DELIVERIES - The dollar value allocated in any fiscal year for the training of foreign military students both overseas and in the continental United States, and the cost of training aids and materials associated with such training, for which the U.S. Government receives no dollar reimbursement. This program is considered fully delivered when funded.

FOREIGN MILITARY SALES AGREEMENTS INCLUDES CONSTRUCTION (Dollars in Billions)



FOREIGN MILITARY SALES AGREEMENTS

(DOLLARS IN THOUSANDS)

	FY 1950	FY 1954	FY 1995	FY 1996	FY 1997	FY 1998	FY 1999
<u>WORLDWIDE</u>	251,330,269	8,495,194	9,608,818	8,851,612	9,228,681	11,754,689	
<u>EAST ASIA AND PACIFIC</u>	51,181,025	2,021,627	2,985,382	2,894,288	2,398,234	3,056,210	
AUSTRALIA	8,121,460	149,794	167,631	280,963	235,923	400,571	
BRUNEI	414	40	-	133	-	-	
CAMBODIA	-	1,697	416	606	1,884	200	
CHINA	259,714	-	-	-	-	-	
EAST TIMOR	-	-	-	-	-	-	
FIJI	1,829	12	-	-	-	-	
INDOCHINA	8,542	-	-	-	-	-	
INDONESIA	718,860	11,472	28,002	723	213	345	
JAPAN	8,845,901	576,129	488,878	308,142	336,019	213,061	
KOREA (SEOUL)	8,424,276	433,224	839,496	758,209	287,760	527,577	
LAOS	-	-	-	1,163	190	-	
MALAYSIA	890,936	23,008	5,231	13,112	1,239	30,214	
MONGOLIA	-	-	-	-	-	-	
MYANMAR	8,734	-	-	-	-	-	
NEW ZEALAND	311,366	8,962	6,727	23,476	13,335	10,151	
PAPUA NEW GUINEA	1,037,235	327	14,382	18,674	10,041	9,326	
REP OF PHILIPPINES	1,863,202	182,128	302,889	180,852	163,352	661,700	
SINGAPORE	16,852,018	440,700	946,325	1,138,918	1,306,049	1,150,063	
TAIWAN	3,834,808	180,078	181,069	169,691	42,228	53,001	
THAILAND	235	-	43	-	-	-	
TONGA	-	-	-	-	-	-	
UNTAEF	-	-	-	-	-	-	
VIETNAM	1,167	-	-	-	-	-	
<u>NEAR EAST AND SOUTH ASIA</u>	117,239,911	2,273,108	3,774,368	2,099,852	4,251,944	5,317,785	
<u>AFGHANISTAN</u>	-	-	-	-	-	-	
ALGERIA	6,029	-	-	-	-	-	
BAHRAIN	1,014,365	46,303	92,840	58,794	313,373	52,348	
BANGLADESH	2,831	6,752	-	1,556	31,384	-	
EGYPT	14,106,913	984,509	1,229,786	904,738	944,520	1,970,897	
INDIA	84,389	*	-	297	-	-	
IRAN	10,767,725	-	-	-	-	-	
IRAQ	13,152	-	-	-	-	-	
ISRAEL	16,453,432	612,931	807,969	487,748	632,896	2,356,881	
JORDAN	1,871,927	12,791	188,859	17,315	17,461	13,631	
KUWAIT	6,748,776	77,548	224,577	48,128	113,022	84,265	
LEBANON	589,294	63,431	15,297	16,659	12,231	1,567	
LIBYA	28,249	-	-	-	-	-	
MOROCCO	1,062,509	12,390	6,103	5,122	1,384	3,528	
NEPAL	1,255	-	-	-	-	-	
OMAN	166,207	6,711	2,668	7,364	3,116	4,085	
PAKISTAN	3,637,782	78	-	97	37	-	
QATAR	8,336	-	-	-	-	-	

TOTALS MAY NOT ADD DUE TO ROUNDING

* LESS THAN \$500

FOREIGN MILITARY SALES AGREEMENTS
(DOLLARS IN THOUSANDS)

	FY 2000	FY 2001	FY 2002	FY 2003	FY 2004	FY 1950 FY 2004	
11,528,129	13,627,773	12,906,159	13,682,199	13,182,536	364,196,058		WORLDWIDE
2,531,058	3,162,159	4,005,191	3,416,882	2,371,581	80,023,636		EAST ASIA AND PACIFIC
405,406	156,581	169,129	410,067	487,315	10,984,841		AUSTRALIA
353	-	-	-	-	939		BRUNEI
463	325	424	-	-	6,016		CAMBODIA
-	-	-	-	-	259,714		CHINA
-	-	-	1,000	1,990	2,990		EAST TIMOR
-	-	-	-	600	2,442		FIJI
-	-	-	-	-	8,542		INDONESIA
-	-	-	-	-	759,615		JAPAN
503,273	352,661	978,898	769,380	680,975	14,053,319		KOREA (SEOUL)
602,499	758,227	1,845,480	482,696	350,557	15,310,001		LAOS
5,071	3,014	22,821	5,386	19,714	1,435		MALAYSIA
-	2,119	287	3,179	1,281	6,866		MONGOLIA
5,465	56,159	5,943	10,136	14,693	466,413		MYANMAR
-	-	-	-	-	327		NEW ZEALAND
13,628	7,012	14,180	43,748	51,626	1,238,153		PAPUA NEW GUINEA
103,512	653,271	146,766	166,520	141,510	4,565,703		REP OF PHILIPPINES
718,219	1,115,827	735,349	1,446,336	591,070	26,440,875		SINGAPORE
173,169	56,881	84,116	78,434	30,250	4,883,726		TAIWAN
-	-	-	-	-	278		THAILAND
-	-	-	-	-	1,796		TONGA
-	-	-	-	-	1,796		UNTAET
-	-	-	-	-	1,167		VIETNAM
3,732,529	5,786,680	5,035,587	3,123,878	5,602,867	158,238,510		NEAR EAST AND SOUTH ASIA
-	-	50	6,066	67,940	257,488	331,494	AFGHANISTAN
176,632	124,364	101,612	103,488	71,400	6,079		ALGERIA
2,050	886	-	-	5,734	2,155,518		BAHRAIN
1,558,549	1,618,632	1,020,089	927,674	2,063,803	51,193		BANGLADESH
-	-	-	138,265	63,000	27,330,110		EGYPT
-	-	-	-	995	286,945		INDIA
-	-	-	-	-	10,767,725		IRAN
-	-	-	-	-	13,152		IRAQ
743,463	2,794,605	674,854	463,970	606,884	26,635,633		ISRAEL
115,515	103,025	111,286	146,465	533,800	3,132,075		JORDAN
190,138	287,684	985,786	320,531	139,180	9,219,636		KUWAIT
7,596	5,438	1,342	685	1,997	715,536		LIBANON
-	-	-	-	-	28,249		LIBYA
6,859	6,479	20,335	4,560	10,001	1,139,270		MOROCCO
585	-	3,135	14,026	5,374	24,375		NEPAL
4,068	3,694	815,853	9,398	110,078	1,133,242		OMAN
-	-	24,240	167,199	176,286	4,005,719		PAKISTAN
-	63	1,176	6,000	3,000	18,575		QATAR

TOTALS MAY NOT ADD DUE TO ROUNDING

* LESS THAN \$500

FOREIGN MILITARY SALES AGREEMENTS (CONTINUED)
(DOLLARS IN THOUSANDS)

	FY 1950 FY 1994	FY 1995	FY 1996	FY 1997	FY 1998	FY 1999
<u>NEAR EAST AND SOUTH ASIA (CONTINUED)</u>						
SAUDI ARABIA	58,065,963	435,636	1,197,662	531,240	2,110,413	783,535
SRI LANKA	1,996	42	103	38	21	93
SYRIA	1	-	-	-	-	-
TUNISIA	646,244	10,200	7,080	16,924	5,919	1,726
UNITED ARAB EMIRATES	1,637,161	3,788	1,425	3,832	66,167	13,745
UNITED ARAB EMIRATES	325,376	-	-	-	-	31,169
YEMEN	-	-	-	-	-	315
<u>EUROPE</u>	<u>71,020,947</u>	<u>3,406,468</u>	<u>2,037,620</u>	<u>2,885,154</u>	<u>1,704,063</u>	<u>2,548,137</u>
ALBANIA	5	-	3,384	709	-	1,421
ARMENIA	-	-	-	-	-	-
AUSTRIA	326,697	8,272	8,507	19,010	8,739	2,643
AZERBAIJAN	-	-	-	-	-	-
BELGIUM	3,397,647	24,851	59,136	121,333	20,834	68,164
BOSNIA-HERZEGOVINA	-	-	87	1,151	89	4,196
BULGARIA	-	-	*	3,613	3,266	1,076
CROATIA	-	-	-	-	-	-
CZECH REPUBLIC	-	-	6,103	2,216	2,965	8,961
DENMARK	2,032,011	31,993	128,191	31,355	8,549	151,935
ESTONIA	15	29	681	806	4,814	2,135
FINLAND	3,027,896	154,888	1,820	287	1,793	3,919
FRANCE	1,290,912	670,488	21,283	102,159	21,058	74,172
GEORGIA	-	-	-	-	1,130	1,631
GERMANY	12,205,048	238,168	226,448	311,700	178,097	323,854
GREECE	5,372,612	186,592	255,214	203,727	481,669	337,734
HUNGARY	10,769	-	3,179	4,485	5,143	7,636
ICELAND	544	-	12	-	-	-
IRELAND	944	45	-	-	-	45
ITALY	1,969,652	30,811	78,387	39,874	92,500	56,337
KAZAKHSTAN	-	-	-	-	165	-
KYRGYZSTAN	-	-	-	-	-	776
LATVIA	6	74	359	1,253	4,535	2,834
LITHUANIA	-	327	299	2,393	3,765	775
LUXEMBOURG	8,616	48	3,088	3,716	693	2,434
MACEDONIA (FYROM)	-	-	-	1,798	9,285	4,347
MALTA	192	12	-	-	-	-
MOLDOVA	-	-	-	-	753	2,752
NETHERLANDS	6,646,791	907,377	145,138	238,353	229,373	112,661
NORWAY	2,782,372	12,364	306,162	67,398	85,489	77,776
POLAND	-	-	5,729	4,187	10,788	23,360
PORTUGAL	1,012,777	9,591	3,519	18,789	10,286	233,387
ROMANIA	-	14,129	4,596	310	4,836	12,506
SLOVAKIA	-	-	601	1,820	2,917	2,831
SLOVENIA	-	-	208	184	5,640	1,888

TOTALS MAY NOT ADD DUE TO ROUNDING

* LESS THAN \$500

FOREIGN MILITARY SALES AGREEMENTS (CONTINUED)
(DOLLARS IN THOUSANDS)

	FY 2000	FY 2001	FY 2002	FY 2003	FY 2004	FY 1950 FY 2004
NEAR EAST AND SOUTH ASIA (CONTINUED)						
SAUDI ARABIA	659,337	684,137	877,923	663,933	1,443,443	67,453,220
SRI LANKA	-	-	-	1,000	7,156	10,449
SYRIA	-	-	-	-	-	1
TUNISIA	9,388	1,864	9,172	7,800	17,963	734,281
UNITED ARAB EMIRATES	256,827	153,809	242,786	124,843	144,340	936,350
UNITED ARAB EMIRATES	1,188	1,108	1,553	15,539	-	1,762,928
YEMEN	333	841	115	15,828	3,945	346,753
EUROPE	4,188,503	3,586,815	2,343,726	5,711,763	2,828,502	102,261,699
ALBANIA	2,673	2,872	5,634	9,915	4,962	31,576
ARMENIA	-	-	-	6,947	2,053	9,000
AUSTRIA	8,036	14,752	4,923	6,503	4,144	412,225
AZERBAIJAN	36,552	85,732	47,827	3,086	2,823	5,910
BELGIUM	6,747	2,100	2,155	68,351	27,788	3,958,215
BOSNIA-HERZEGOVINA	8,248	21,119	4,784	14,089	6,784	25,904
BULGARIA	209	277	4,128	14,446	7,253	63,449
CROATIA	11,073	9,489	20,729	8,750	6	19,066
CZECH REPUBLIC	15,028	47,195	94,764	23,648	9,862	80,149
DENMARK	5,133	3,185	7,881	14,741	6,822	2,618,402
ESTONIA	12,535	89,185	7,213	4,950	134,219	46,243
FINLAND	84,604	268,689	229,652	45,162	66,897	3,438,706
FRANCE	8,398	3,595	34,853	12,471	13,561	2,875,077
GEORGIA	290,958	93,970	160,851	322,910	170,047	75,639
GERMANY	2,079,611	806,353	283,272	63,960	259,371	14,522,051
GREECE	6,767	2,693	13,635	5,365	13,445	10,330,115
HUNGARY	-	-	-	-	-	73,115
ICELAND	-	-	-	-	-	556
IRELAND	-	-	-	-	-	13,568
ITALY	159,471	805,333	155,377	12,510	12	13,540
KAZAKHSTAN	2,430	130	1,073	154,188	92,309	3,634,240
KYRGYZSTAN	872	-	7,516	1,317	3,050	8,166
KYRGYZSTAN	4,623	1,987	5,992	4,751	1,856	15,771
LATVIA	5,046	5,342	13,788	14,593	4,376	40,632
LITHUANIA	345	549	2,808	46,873	2,323	80,932
LUXEMBOURG	4,006	16,179	4,509	2,037	960	25,296
MACEDONIA (FYROM)	109	5,822	-	10,088	16,078	66,288
MALTA	1,834	663	-	5,428	-	11,563
MOLDOVA	418,791	263,976	2,175	1,102	1,447	10,726
NETHERLANDS	147,327	93,478	154,731	96,350	453,158	9,666,699
NORWAY	19,661	27,972	86,975	107,462	167,359	3,934,163
POLAND	5,765	19,601	66,155	3,504,466	189,887	3,852,206
PORTUGAL	7,453	2,600	157,672	7,908	46,780	1,526,074
ROMANIA	6,246	2,976	17,833	18,315	64,064	146,642
SLOVAKIA	960	1,322	15,640	8,428	606	42,065
SLOVENIA	-	-	6,291	6,733	650	23,875

TOTALS MAY NOT ADD DUE TO ROUNDING

* LESS THAN \$500

FOREIGN MILITARY SALES AGREEMENTS (CONTINUED)
(DOLLARS IN THOUSANDS)

	<u>FY 1950</u>	<u>FY 1955</u>	<u>FY 1956</u>	<u>FY 1957</u>	<u>FY 1958</u>	<u>FY 1959</u>
<u>EUROPE (CONTINUED)</u>						
SPAIN	5,832,847	387,615	116,916	840,616	68,880	349,315
SWEDEN	349,994	12,026	12,045	6,373	1,940	2,881
SWITZERLAND	2,803,557	21,507	4,834	11,729	17,871	74,319
TAJIKISTAN	-	-	-	-	-	-
TURKEY	10,651,757	534,708	193,027	296,583	303,134	330,067
TURKMENISTAN	-	-	-	-	-	-
UKRAINE	-	-	-	-	-	-
UNITED KINGDOM	11,213,582	160,555	448,668	547,226	1,065	2,000
UZBEKISTAN	-	-	-	-	110,601	262,759
YUGOSLAVIA	83,704	-	-	-	1,401	2,613
<u>AFRICA</u>						
BENIN	1,230,372	4,611	8,549	9,872	21,267	9,831
BOTSWANA	316	-	-	-	550	2,000
BURUNDI	20,348	89	698	423	512	273
CAMEROON	65	-	-	-	-	-
CAPE VERDE	47,114	-	49	-	-	-
CENTRAL AFRICAN REP	1,617	2	-	-	-	1
CHAD	577	-	-	-	-	-
CHAD	29,185	152	688	21	1,522	500
COMOROS	80	-	-	-	-	-
CONGO (BRAZZAVILLE)	13	-	-	-	-	-
CONGO (KINSHASA)	133,515	-	-	-	-	-
DJIBOUTI	12,834	43	163	33	-	-
ECUATORIAL GUINEA	1,509	-	-	-	-	-
ERITREA	-	190	370	1,558	28	-
ETHIOPIA	87,785	465	327	961	10,066	-
GABON	5,995	-	-	-	-	-
GAMBIA	2,211	-	-	-	-	-
GHANA	1,322	75	312	-	1,200	2,037
GUINEA	8,229	-	-	-	324	52
GUINEA-BISSAU	2,656	-	202	121	-	-
IVORY COAST	2,015	-	5	182	-	1,700
KENYA	236,855	1,855	4,073	757	2,575	1,123
LESOTHO	6	-	-	-	-	-
LIBERIA	44,893	-	-	-	-	-
MADAGASCAR	3,830	-	-	45	-	-
MALAWI	4,745	-	88	-	1,469	-
MALI	971	-	-	-	1,972	-
MAURITANIA	962	-	-	-	-	-
MAURITIUS	650	-	-	-	-	-
MOZAMBIQUE	-	229	-	-	-	-
NAMIBIA	3,001	60	-	1	366	-
NIGER	15,804	589	-	-	-	-
NIGERIA	64,216	-	-	-	-	271

TOTALS MAY NOT ADD DUE TO ROUNDING

* LESS THAN \$500

FOREIGN MILITARY SALES AGREEMENTS (CONTINUED)
(DOLLARS IN THOUSANDS)

	FY 2000	FY 2001	FY 2002	FY 2003	FY 2004	FY 1950 FY 2004	
	92,135	65,425	105,720	137,032	84,188	8,080,689	SPAIN
	4,290	3,303	6,731	2,090	7,391	409,064	SWEDEN
	8,948	16,803	138,070	23,901	238,217	3,359,754	SWITZERLAND
				1,804	1,759	3,563	TAJIKISTAN
	383,778	124,641	192,493	431,439	172,493	13,614,120	TURKEY
	657		962	603		2,222	TURKMENISTAN
	10,612	3,043	5,092	3,210	12,817	37,839	UKRAINE
	326,539	672,675	246,403	465,198	478,602	14,932,807	UNITED KINGDOM
	34	1,786	27,408	16,046	4,347	53,534	UZBERISTAN
						83,704	YUGOSLAVIA
	9,554	17,706	20,334	41,759	25,158	1,399,013	AFRICA
	412	145	20	1,032	147	3,031	BENIN
		928	1,194			26,055	BOTSWANA
						65	BURUNDI
						47,163	CAMEROON
	176	3		3		1,623	CAPE VERDE
		300	594	530		580	CENTRAL AFRICAN REP CHAD
						80	COMOROS
						13	CONGO (BRAZZAVILLE)
						133,515	CONGO (KINSHASA)
				2,819	1,829	17,721	DJIBOUTI
						1,509	EQUATORIAL GUINEA
						2,146	ERITREA
				1,777	2,648	104,028	ETHIOPIA
		70				6,065	GABON
						2,211	GAMBIA
	1,300	676		150	1,230	8,303	GHANA
		320	3,078			12,003	GUINEA
						2,979	GUINEA-BISSAU
						3,902	IVORY COAST
	416	5,491	1,153	14,663	9,577	278,538	KENYA
						6	LESOTHO
						44,893	LIBERIA
						5,529	MADAGASCAR
	600	29	1,654	200	253	6,740	MALAWI
			185			3,971	MALI
			200			962	MAURITANIA
						650	MAURITIUS
		3				250	MOZAMBIQUE
						4,221	NAMIBIA
						16,937	NIGER
	3,180	6,947	8,610	6,594	4,810	94,629	NIGERIA

EUROPE (CONTINUED)

TOTALS MAY NOT ADD DUE TO ROUNDING

* LESS THAN \$500

FOREIGN MILITARY SALES AGREEMENTS (CONTINUED)

(DOLLARS IN THOUSANDS)

	FY 1950	FY 1994	FY 1995	FY 1996	FY 1997	FY 1998	FY 1999
<u>AFRICA (CONTINUED)</u>							
RWANDA	1,522	-	-	144	-	53	-
SAO TOME & PRINCIPE	480	-	-	-	-	178	-
SENEGAL	21,604	299	-	208	1,159	-	1,276
SEYCHELLES	509	-	-	-	62	-	-
SIERRA LEONE	3,465	2	-	-	-	-	-
SOMALIA	152,935	-	-	-	-	-	-
SOUTH AFRICA	3,149	-	-	1,065	325	-	599
SUDAN	311,521	30	-	-	-	-	-
TANZANIA	76	-	-	-	-	18	-
TOGO	513	-	-	-	-	-	-
UGANDA	88	-	-	155	3,746	433	-
ZAMBIA	122	317	-	-	-	-	-
ZIMBABWE	1,071	213	-	-	54	-	-
<u>WESTERN HEMISPHERE</u>	8,506,218	313,614	226,634	296,834	183,219	157,689	
ANTIGUA & BARBUDA	6,785	147	-	262	2	80	680
ARGENTINA	258,354	15,093	3,211	14,773	51	5,643	18,627
BAHAMAS	-	-	-	-	51	60	*
BARBADOS	3,643	87	666	139	250	250	144
BELIZE	3,835	299	-	314	314	18	-
BOLIVIA	15,431	-	371	-	3	469	-
BOLIVIA - INTL NARC	82,241	11,131	3,362	8,602	1,824	1,769	1,769
BRAZIL	688,560	44,468	42,110	22,155	29,677	19,500	19,500
CANADA	3,750,825	172,398	117,357	93,386	100,620	70,652	70,652
CHILE	191,205	3,447	2,232	2,216	1,077	4,286	4,286
COLOMBIA	310,160	18,075	8,022	74,766	12,259	6,568	6,568
COLOMBIA - INTL NARC	154,618	9,205	6,854	190	5,736	2,651	2,651
COSTA RICA	30,737	23	-	160	-	134	-
CUBA	4,510	-	-	-	-	-	-
DOMINICA	5,102	51	-	80	-	161	-
DOMINICAN REPUBLIC	32,689	406	384	174	92	389	-
ECUADOR	161,694	103	318	3,847	245	245	389
ECUADOR - INTL NARC	2,173	137	318	955	76	894	894
EL SALVADOR	877,700	5,765	3,224	2,909	6,350	2,880	2,880
GREENADA	9,542	91	-	422	-	251	-
GUATEMALA	58,468	-	-	-	-	68	-
GUYANA	66	14	-	70	-	-	-
HAITI	3,404	-	-	4,747	741	246	-
HONDURAS	408,902	2,340	6,765	932	4,921	721	721
JAMAICA	32,328	1,072	757	273	211	290	290
MEXICO	191,860	1,359	4,175	19,901	1,223	7,023	7,023
NICARAGUA	5,205	-	-	-	-	-	-
PANAMA	35,245	51	169	-	-	124	124
PARAGUAY	1,259	12	-	-	19	44	3

TOTALS MAY NOT ADD DUE TO ROUNDING

* LESS THAN \$500

FOREIGN MILITARY SALES AGREEMENTS (CONTINUED)
(DOLLARS IN THOUSANDS)

	FY 2000	FY 2001	FY 2002	FY 2003	FY 2004	FY 1950 FY 2004	
	430,892	194,262	792,034	355,881	329,551	11,786,828	WESTERN HEMISPHERE
	9,176	8,958	3,555	3,581	4,596	11,132	ANTIGUA & BARBUDA
	-	-	-	619	-	345,567	ARGENTINA
	-	-	-	97	-	730	BAHAMAS
	70	35	116	380	274	5,034	BARBADOS
	530	173	652	10	6,477	5,507	BELIZE
	7	978	723	14,990	157	24,400	BOLIVIA
	50,139	8,374	35,613	1,423	1,604	112,585	BOLIVIA - INTL NARC
	115,398	98,953	145,244	255,586	1,604	957,023	BRAZIL
	2,250	2,505	547,964	637	393	5,091,632	CANADA
	228,000	14,427	36,821	25,704	105,074	758,211	CHILE
	5,327	2,096	2,269	340	2,402	839,874	COLOMBIA
	1	-	-	-	-	191,497	COLOMBIA - INTL NARC
	-	-	-	-	-	31,245	COSTA RICA
	87	120	210	228	-	4,510	CUBA
	164	586	822	27,777	598	6,039	DOMINICA
	-	363	5,114	5,897	7,867	64,082	DOMINICAN REPUBLIC
	265	135	300	-	-	185,131	ECUADOR
	2,436	1,678	2,940	2,107	4,105	912,096	ECUADOR - INTL NARC
	3	145	212	210	274	11,150	EL SALVADOR
	-	-	-	-	-	58,536	GUATEMALA
	95	267	414	80	-	1,006	GUYANA
	105	-	-	-	227	9,470	HAITI
	566	1,066	692	45	699	427,648	HONDURAS
	644	549	817	-	7	36,946	JAMAICA
	407	19,360	2,057	6,833	5,454	259,653	MEXICO
	-	-	-	410	822	6,437	NICARAGUA
	385	81	-	-	205	36,261	PANAMA
	17	26	597	-	21	1,999	PARAGUAY
	-	-	-	-	-	-	AFRICA (CONTINUED)
	-	-	-	-	-	-	RWANDA
	2,815	1,880	955	206	500	1,719	SAO TOME & PRINCIPIE
	320	-	-	-	76	30,478	SENEGAL
	-	-	-	-	-	890	SEYCHELLES
	-	-	-	-	-	3,467	SIERRA LEONE
	335	55	-	-	-	152,935	SOMALIA
	-	-	1,916	12,498	-	19,971	SOUTH AFRICA
	-	-	*	-	-	311,521	SUDAN
	-	-	98	-	-	93	TANZANIA
	-	-	-	70	-	681	TOGO
	-	-	-	965	4,088	9,476	UGANDA
	-	-	-	-	-	439	ZAMBIA
	-	858	-	-	-	2,196	ZIMBABWE

TOTALS MAY NOT ADD DUE TO ROUNDING

* LESS THAN \$500

FOREIGN MILITARY SALES AGREEMENTS (CONTINUED)
(DOLLARS IN THOUSANDS)

	FY 1950 FY 1994	FY 1995	FY 1996	FY 1997	FY 1998	FY 1999
<u>WESTERN HEMISPHERE (CONTINUED)</u>						
PERU	192,545	-	5	501	4,240	32
PERU - INTL. NARC	5,084	-	-	90	473	50
ST KITTS AND NEVIS	5,697	15	76	164	-	283
ST LUCIA	5,278	301	-	80	-	140
ST VINCENT + GREN.	5,675	47	-	136	-	73
SURINAME	1	-	-	-	-	-
TRINIDAD + TOBAGO	2,307	245	325	229	624	-
URUGUAY	32,257	2,308	1,563	480	563	959
VENEZUELA	930,835	24,923	19,755	48,003	6,208	18,405
NON REGIONAL	-	415,059	539,262	617,259	634,853	597,175
CLASSIFIED TOTALS A/ NACMA	-	415,059	539,262	617,259	634,853	597,175
INTERNATL. ORG. AND VARIOUS	2,151,797	60,706	37,003	48,352	35,100	67,861

A/ FOR FURTHER INFORMATION, SEE THE CLASSIFIED ANNEX TO THE CONGRESSIONAL PRESENTATION DOCUMENT FOR FOREIGN OPERATIONS.

TOTALS MAY NOT ADD DUE TO ROUNDING

* LESS THAN \$500

FOREIGN MILITARY SALES AGREEMENTS (CONTINUED)

(DOLLARS IN THOUSANDS)

	<u>FY 2000</u>	<u>FY 2001</u>	<u>FY 2002</u>	<u>FY 2003</u>	<u>FY 2004</u>	<u>FY 1950</u>	<u>FY 2004</u>
	60	126	-	-	31	197,540	
	300	355	141	172	-	6,665	PERU
	70	105	208	182	444	7,243	PERU - INTL NARC
	130	145	200	248	349	6,871	ST KITTS AND NEVIS
	130	105	128	110	-	6,404	ST LUCIA
	75	-	-	-	45	121	ST VINCENT + GREN.
	208	143	100	314	79	4,574	SURINAME
	579	2,995	344	632	67	42,748	TRINIDAD + TOBAGO
	13,268	28,206	3,239	6,839	14,330	1,114,009	URUGUAY
							VENEZUELA
	578,087	841,314	667,186	981,450	1,973,957	7,845,602	NON REGIONAL
	578,087	841,278	667,186	981,450	1,973,957	7,845,566	CLASSIFIED TOTALS
	-	36	-	-	-	36	NACMA
	57,506	38,837	42,101	50,585	50,918	2,640,768	INTERNATL. ORG. AND VARIOUS

WESTERN HEMISPHERE (CONTINUED)

TOTALS MAY NOT ADD DUE TO ROUNDING

* LESS THAN \$500

FOREIGN MILITARY CONSTRUCTION SALES AGREEMENTS
(DOLLARS IN THOUSANDS)

	FY 1950	FY 1954	FY 1955	FY 1956	FY 1957	FY 1958	FY 1959
<u>WORLDWIDE</u>	18,390,058	24,036	134,718	28,970	474,429	301,187	50
<u>EAST ASIA AND PACIFIC</u>	535	-	75	309	48	-	-
CAMBODIA	-	-	-	-	-	-	-
JAPAN	-	-	-	-	-	-	-
KOREA (SEOUL)	1	-	-	75	261	-	-
SINGAPORE	-	-	-	-	-	-	-
TAIWAN	533	-	-	-	-	-	-
THAILAND	-	-	-	-	-	-	50
<u>NEAR EAST AND SOUTH ASIA</u>	18,107,000	20,198	129,167	24,313	371,430	296,959	-
BAHRAIN	21,139	-	-	-	-	-	-
EGYPT	815,780	15,598	113,808	20,837	101,543	236,253	-
IRAN	594	-	-	-	-	-	-
ISRAEL	2,581	-	-	-	-	-	-
JORDAN	985	-	-	-	-	-	-
KUWAIT	148,192	-	-	-	-	-	13,707
LIBYA	1,344	-	-	-	-	-	-
MOROCCO	-	4,599	1,359	3,476	-	-	-
OMAN	1,511	-	-	-	-	-	-
SAUDI ARABIA	17,114,871	-	14,000	-	269,887	46,999	-
YEMEN	2	-	-	-	-	-	-
<u>EUROPE</u>	121,717	-	-	1,405	97,185	1,975	-
FRANCE	29	-	-	-	-	-	-
GERMANY	41,844	-	-	1,405	97,185	1,975	-
GREECE	9	-	-	-	-	-	-
KAZAKHSTAN	-	-	-	-	-	-	-
KYRGYZSTAN	-	-	-	-	-	-	-
UNITED KINGDOM	79,835	-	-	-	-	-	-
<u>AFRICA</u>	39,895	251	393	550	949	28	-
BOTSWANA	194	-	-	-	-	-	-
BURUNDI	5	-	-	-	-	-	-
CAMEROON	980	-	-	-	-	-	-
CAPE VERDE	180	58	-	-	-	28	-
CENTRAL AFRICAN REP	239	-	-	-	-	-	-
CHAD	-	193	-	-	-	-	-
DJIBOUTI	796	-	-	-	-	-	-
EQUATORIAL GUINEA	19	-	-	-	-	-	-
ERITREA	-	-	-	-	361	949	-
ETHIOPIA	-	-	-	-	189	-	-
GABON	164	-	-	-	-	-	-
GAMBIA	77	-	-	-	-	-	-
GHANA	1,430	-	-	-	-	-	-

TOTALS MAY NOT ADD DUE TO ROUNDING

* LESS THAN \$500

FOREIGN MILITARY CONSTRUCTION SALES AGREEMENTS
(DOLLARS IN THOUSANDS)

	FY 2000	FY 2001	FY 2002	FY 2003	FY 2004	FY 1950 FY 2004	
	283,460	124,390	71,533	221,034	675,074	20,728,889	WORLDWIDE
			286		327,813	329,068	EAST ASIA AND PACIFIC
			286			48	CAMBODIA
						286	JAPAN
						1	KOREA (SEOUL)
						336	SINGAPORE
					327,813	328,347	TAIWAN
						50	THAILAND
	279,092	123,677	63,921	202,690	340,987	19,959,434	NEAR EAST AND SOUTH ASIA
			829	156,976	176,874	334,679	AFGHANISTAN
	24,697	59,287	33,409	10,251	55,478	21,139	BAHRAIN
	205,028	64,390	12,683	5,610	63,501	353,794	EGYPT
					2,801	181,701	IRAN
						1,344	ISRAEL
						9,434	JORDAN
						1,511	KUWAIT
						2	LIBYA
							MOROCCO
							OMAN
							SAUDI ARABIA
							YEMEN
	3,141		4,878	245	5,561	236,107	EUROPE
	3,141			245		29	FRANCE
						145,794	GERMANY
						9	GREECE
						4,878	KAZAKHSTAN
						5,561	KYRGYZSTAN
						79,835	UNITED KINGDOM
	272	260	1,840	538	470	45,447	AFRICA
						194	BOTSWANA
						5	BURUNDI
						980	CAMEROON
						391	CAPE VERDE
						365	CENTRAL AFRICAN REP
						696	CHAD
						796	DJIBOUTI
						19	EQUATORIAL GUINEA
						1,310	ERITREA
						189	ETHIOPIA
						164	GABON
						77	GAMBIA
						1,430	GHANA

TOTALS MAY NOT ADD DUE TO ROUNDING

* LESS THAN \$500

FOREIGN MILITARY CONSTRUCTION SALES AGREEMENTS (CONTINUED)
(DOLLARS IN THOUSANDS)

	<u>FY 1950</u>	<u>FY 1995</u>	<u>FY 1996</u>	<u>FY 1997</u>	<u>FY 1998</u>	<u>FY 1999</u>
<u>AFRICA (CONTINUED)</u>						
GUINEA	110	-	-	-	-	-
IVORY COAST	692	-	-	-	-	-
KENYA	302	-	153	-	-	-
LESOTHO	187	-	240	-	-	-
LIBERIA	7,300	-	-	-	-	-
MADAGASCAR	177	-	-	-	-	-
MALAWI	496	-	-	-	-	-
MALI	168	-	-	-	-	-
MAURITANIA	326	-	-	-	-	-
MOZAMBIQUE	-	-	-	-	-	-
NIGER	4,554	-	-	-	-	-
NIGERIA	-	-	-	-	-	-
RWANDA	756	-	-	-	-	-
SAO TOME & PRINCIPE	-	-	-	-	-	-
SENEGAL	3,039	-	-	-	-	-
SEYCHELLES	35	-	-	-	-	-
SIERRA LEONE	608	-	-	-	-	-
SOMALIA	350	-	-	-	-	-
SUDAN	16,484	-	-	-	-	-
TOGO	2	-	-	-	-	-
UGANDA	225	-	-	-	-	-
<u>WESTERN HEMISPHERE</u>						
ANTIGUA & BARBUDA	120,911	3,587	5,083	2,393	4,805	2,175
ARGENTINA	244	-	-	-	-	-
BARBADOS	665	-	-	-	-	-
BOLIVIA - INTL NARC	11,333	63	36	437	-	-
CANADA	519	-	-	-	-	-
COLOMBIA	1,995	-	656	470	-	-
COLOMBIA - INTL NARC	10,002	451	728	-	2,913	2,175
COSTA RICA	752	-	-	-	-	-
ECUADOR	-	-	-	-	-	-
ECUADOR - INTL NARC	75	243	752	-	-	-
EL SALVADOR	55,190	2,442	441	1,486	763	-
GUATEMALA	2,021	-	-	-	-	-
HAITI	-	-	-	-	-	340
HONDURAS	30,825	388	2,469	-	789	-
MEXICO	7,203	-	-	-	-	-
PANAMA	-	-	-	-	-	-
ST VINCENT + GREN.	85	-	-	-	-	-
<u>INTERNATL. ORG. AND VARIOUS</u>	-	-	-	-	59	-

TOTALS MAY NOT ADD DUE TO ROUNDING

* LESS THAN \$500

FOREIGN MILITARY CONSTRUCTION SALES AGREEMENTS (CONTINUED)
(DOLLARS IN THOUSANDS)

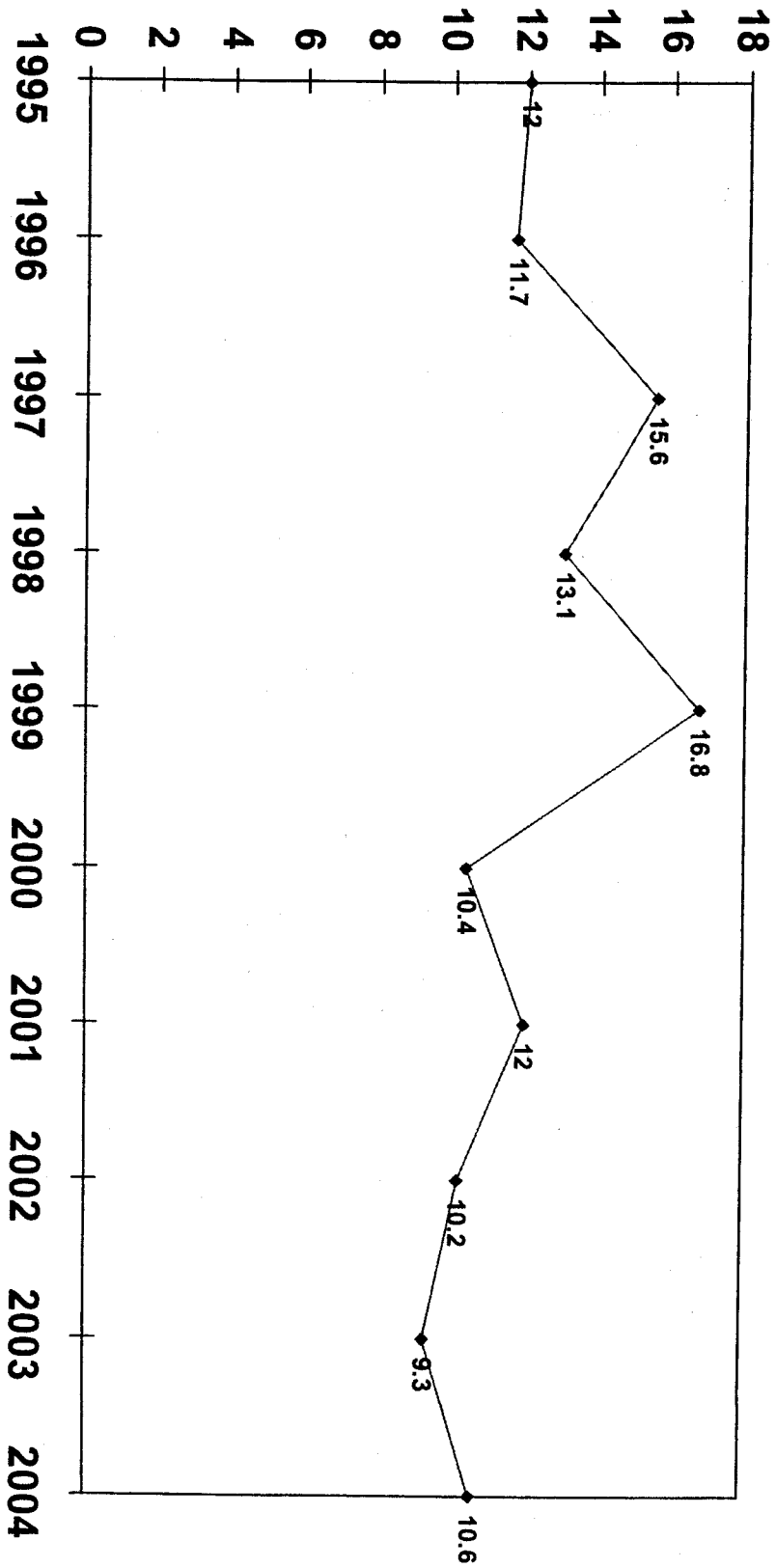
	<u>FY 2000</u>	<u>FY 2001</u>	<u>FY 2002</u>	<u>FY 2003</u>	<u>FY 2004</u>	<u>FY 1950</u>	<u>FY 2004</u>
	-	-	-	-	-	110	
	-	-	-	-	-	845	
	-	-	-	316	315	1,172	
	-	-	-	-	-	187	
	-	-	-	-	-	7,300	
	-	-	-	-	-	177	
	-	-	-	-	-	496	
	-	-	-	-	-	168	
	-	-	-	-	-	326	
	-	-	-	-	-	769	
	-	135	634	-	-	4,554	
	-	-	976	-	-	976	
	-	-	-	-	-	756	
	-	-	-	-	156	156	
	-	-	-	98	-	3,136	
	-	-	-	-	-	35	
	-	-	-	-	-	608	
	-	-	-	-	-	350	
	-	-	-	-	-	16,484	
	-	-	-	-	-	2	
	-	-	-	-	-	225	
	955	453	608	17,561	243	158,774	
	49	403	-	-	-	244	WESTERN HEMISPHERE
	-	-	-	-	-	452	ANTIGUA & BARBUDA
	-	-	-	-	-	665	ARGENTINA
	607	-	-	-	243	12,719	BARBADOS
	-	-	-	-	-	519	BOLIVIA - INTL NARC
	-	-	-	-	-	3,122	CANADA
	-	-	-	-	-	16,269	COLOMBIA
	-	-	-	-	-	18,049	COLOMBIA - INTL NARC
	-	-	488	17,561	-	752	COSTA RICA
	-	-	-	-	-	1,070	ECUADOR
	-	-	-	-	-	60,323	ECUADOR - INTL NARC
	195	-	-	-	-	2,021	EL SALVADOR
	105	-	120	-	-	535	GUATEMALA
	-	-	-	-	-	34,696	HAITI
	-	50	-	-	-	7,203	HONDURAS
	-	-	-	-	-	50	MEXICO
	-	-	-	-	-	85	PANAMA
	-	-	-	-	-	59	ST VINCENT + GREN. INTERNATL. ORG. AND VARIOUS

AFRICA (CONTINUED)

TOTALS MAY NOT ADD DUE TO ROUNDING

* LESS THAN \$500

FOREIGN MILITARY SALES DELIVERIES INCLUDES CONSTRUCTION (Dollars in Billions)



FOREIGN MILITARY SALES DELIVERIES
(DOLLARS IN THOUSANDS)

	FY 1950	FY 1955	FY 1966	FY 1997	FY 1998	FY 1999
WORLDWIDE	176,028,725	12,099,534	11,707,782	15,663,159	13,179,117	16,887,934
EAST ASIA AND PACIFIC	32,798,616	3,281,596	2,644,568	3,890,230	3,374,451	4,579,998
AUSTRALIA	7,710,682	302,523	223,157	195,888	207,432	268,692
BRUNEI	414	-	17	-	47	*
CAMBODIA	-	1,064	455	705	860	635
CHINA	255,488	4,226	-	-	-	-
EAST TIMOR	-	-	-	-	-	-
FIJI	1,829	-	-	-	-	-
INDOCHINA	8,542	-	-	-	-	-
INDONESIA	651,339	11,161	10,182	12,376	4,883	30,092
JAPAN	5,603,145	692,797	752,869	488,183	409,305	438,871
KOREA (SEOUL)	5,608,717	441,666	339,844	477,777	836,461	584,745
LAOS	-	-	-	14	684	298
MALAYSIA	192,093	9,443	38,722	16,814	72,405	44,845
MONGOLIA	-	-	-	-	-	-
MYANMAR	8,734	-	-	-	-	-
NEW ZEALAND	272,899	14,697	11,686	16,298	10,863	8,899
PAPUA NEW GUINEA	327	-	-	-	-	-
REP OF PHILIPPINES	778,459	57,881	88,652	28,393	36,548	17,657
SINGAPORE	1,143,820	58,558	80,240	132,678	231,735	548,920
TAIWAN	7,855,665	1,331,985	829,352	2,369,942	1,419,645	2,503,188
THAILAND	2,705,157	355,558	269,389	151,161	143,559	133,157
TONGA	139	38	3	*	23	-
UNTAEI	-	-	-	-	-	-
VIETNAM	1,167	-	-	-	-	-
NEAR EAST AND SOUTH ASIA	79,970,123	6,371,894	5,442,075	7,636,366	6,108,230	6,882,410
AFGHANISTAN	-	-	-	-	-	-
ALGERIA	6,023	6	*	-	-	-
BAHRAIN	838,292	39,574	38,627	61,092	61,734	48,229
BANGLADESH	2,831	907	1,094	2,066	956	666
EGYPT	9,804,665	1,478,515	1,083,018	892,176	551,283	448,182
INDIA	79,741	24	4,497	*	171	-
IRAN	10,713,506	-	-	-	-	-
IRAQ	13,152	-	-	-	-	-
ISRAEL	13,605,799	326,957	385,737	455,864	1,194,777	1,213,346
JORDAN	1,778,783	47,041	15,603	41,689	46,984	48,675
KUWAIT	2,998,687	471,073	744,762	1,208,938	323,097	315,622
LEBANON	562,257	40,875	31,735	32,955	8,016	6,979
LIBYA	28,249	-	-	-	-	-
MOROCCO	998,023	22,047	21,464	11,268	7,230	4,714
NEPAL	1,255	-	-	-	-	-
OMAN	153,668	5,886	5,157	4,827	5,474	5,785
PAKISTAN	2,700,428	-	143,247	183,295	76,035	-
QATAR	4,114	349	512	430	633	415

TOTALS MAY NOT ADD DUE TO ROUNDING

* LESS THAN \$500

FOREIGN MILITARY SALES DELIVERIES (CONTINUED)
(DOLLARS IN THOUSANDS)

	FY 1950	FY 1995	FY 1996	FY 1997	FY 1998	FY 1999
<u>NEAR EAST AND SOUTH ASIA (CONTINUED)</u>						
SAUDI ARABIA	33,839,880	3,566,822	2,835,316	4,639,119	3,799,809	4,685,904
SRI LANKA	1,774	229	57	25	83	5
SYRIA	1	-	-	-	-	-
TUNISIA	579,733	26,624	19,069	12,007	5,619	8,484
UNITED ARAB EMIRATES	-	-	-	-	-	-
UNITED ARAB EMIRATES	938,310	344,966	112,181	90,615	26,331	94,532
YEMEN	320,951	-	-	-	-	870
<u>EUROPE</u>	<u>52,741,431</u>	<u>2,091,780</u>	<u>3,172,734</u>	<u>3,853,249</u>	<u>3,291,368</u>	<u>5,145,568</u>
ALBANIA	-	2	*	894	586	743
ARMENIA	-	-	-	-	-	-
AUSTRIA	238,112	3,108	3,163	74,030	21,166	6,092
AZERBAIJAN	-	-	-	-	-	-
BELGIUM	2,584,080	7,869	157,393	107,097	193,778	249,922
BOSNIA-HERZEGOVINA	-	-	-	-	5	584
BULGARIA	-	-	-	-	66	2,298
CROATIA	-	-	-	-	-	-
CZECH REPUBLIC	-	-	234	550	2,403	1,256
DENMARK	1,504,232	53,926	91,065	47,769	158,785	157,303
ESTONIA	-	15	268	365	567	314
FINLAND	31,004	164,958	250,887	398,596	543,611	719,076
FRANCE	965,090	64,433	52,450	57,159	35,081	247,706
GEORGIA	-	-	-	-	-	19
GERMANY	11,351,693	256,956	376,440	207,749	189,963	250,669
GREECE	3,212,131	219,869	209,840	690,747	397,492	463,011
HUNGARY	2,887	4,509	3,136	109	2,086	1,176
ICELAND	544	-	-	-	1	11
IRELAND	944	5	40	*	-	-
ITALY	1,626,046	53,850	76,509	50,734	42,714	105,713
KAZAKHSTAN	-	-	-	-	-	21
KYRGYZSTAN	-	-	-	-	-	-
LATVIA	-	4	313	64	1,140	392
LITHUANIA	-	-	348	159	740	1,359
LUXEMBOURG	8,616	48	612	5,558	508	1,445
MACEDONIA (FYROM)	-	-	-	349	1,940	4,671
MALTA	186	16	2	-	-	-
MOLDOVA	-	-	-	-	-	3
NETHERLANDS	5,333,534	152,703	391,028	167,721	343,874	644
NORWAY	2,089,275	25,244	134,589	98,043	119,373	330,576
POLAND	-	-	533	174	2,025	2,116
PORTUGAL	770,251	89,350	18,572	70,276	21,113	11,517
ROMANIA	-	-	14	5,168	1,887	1,427
SLOVAKIA	-	*	-	9	1,116	982
SLOVENIA	-	-	-	20	174	133

TOTALS MAY NOT ADD DUE TO ROUNDING

* LESS THAN \$500

FOREIGN MILITARY SALES DELIVERIES (CONTINUED)

(DOLLARS IN THOUSANDS)

	FY 2000	FY 2001	FY 2002	FY 2003	FY 2004	FY 1950 FY 2004	
	1,999,603	1,940,272	1,311,733	1,039,108	1,136,357	60,793,923	NEAR EAST AND SOUTH ASIA (CONTINUED)
	1	26	-	123	393	2,717	SAUDI ARABIA
	3,898	8,096	6,160	4,354	8,257	682,300	SRI LANKA
	2,650	15,506	52,956	81,413	138,109	290,634	SYRIA
	67,726	8,712	39,440	3,336	1,224	1,727,374	TUNISIA
	25	54	307	271	1,069	323,546	UNITED ARAB EMIRATES
							YEMEN
	2,596,437	3,797,100	2,558,048	3,739,602	3,690,927	86,678,245	EUROPE
	1,553	3,602	5,502	3,535	7,890	24,305	ALBANIA
	7,515	4,523	7,014	8,188	8,857	8,857	ARMENIA
	58,424	169,597	68,363	53	7,794	380,705	AUSTRIA
	1,320	8,030	4,618	70,886	2,027	2,080	AZERBAIJAN
	3,521	4,558	1,569	1,869	1,782	3,709,558	BELGIUM
		247	95	2,878	14,708	18,208	BOSNIA-HERZEGOVINA
	3,153	5,594	4,447	185	1,730	2,258	BULGARIA
	46,248	112,233	23,122	8,545	8,867	35,049	CROATIA
	1,698	2,510	68,217	4,497	22,691	2,231,371	CZECH REPUBLIC
	696,634	147,332	141,775	39,874	45,677	11,382	DENMARK
	217,064	141,775	206,371	168,544	250,555	3,105,864	ESTONIA
	3,324	5,171	3,647	9,825	7,346	2,406,228	FINLAND
	130,928	329,671	221,536	243,165	267,097	29,333	FRANCE
	314,852	448,420	454,011	1,325,347	1,157,697	13,825,867	GERMANY
	6,440	7,085	8,674	4,421	6,765	8,893,418	GREECE
						47,287	HUNGARY
						556	ICELAND
	40,806	97,251	102,579	184,879	3,555	4,601	IRELAND
	110	*	3,035	414	1,097	4,676	ITALY
	726	690	2,250	2,746	4,722	11,135	KAZAKHSTAN
	2,397	3,221	1,700	3,652	9,384	22,266	KYRGYZSTAN
	1,722	1,510	7,459	1,725	14,124	29,145	LATVIA
	1,058	859	1,736	972	4,043	24,456	LITHUANIA
	7,376	9,653	8,919	12,253	5,378	50,539	LUXEMBOURG
						6,227	MACEDONIA (FYROM)
	1,102	2,650	1,404	1,856	1,491	9,150	MALTA
	160,750	412,455	241,725	224,762	272,274	8,021,402	MOLDOVA
	64,368	191,749	87,680	123,054	80,205	3,233,595	NETHERLANDS
	12,629	9,296	31,595	16,644	30,967	150,980	NORWAY
	19,932	41,802	27,855	116,410	75,708	1,216,788	POLAND
	3,509	21,286	7,289	8,375	14,650	63,607	PORTUGAL
	3,377	4,151	4,218	4,129	5,934	23,916	ROMANIA
	529	1,488	553	1,556	1,553	6,006	SLOVAKIA
							SLOVENIA

TOTALS MAY NOT ADD DUE TO ROUNDING

* LESS THAN \$500

FOREIGN MILITARY SALES DELIVERIES (CONTINUED)

(DOLLARS IN THOUSANDS)

	FY 1950	FY 1995	FY 1996	FY 1997	FY 1998	FY 1999
<u>EUROPE (CONTINUED)</u>						
SPAIN	4,790,231	192,749	411,412	215,758	133,077	323,653
SWEDEN	221,680	3,664	18,221	19,245	8,155	2,982
SWITZERLAND	1,214,891	13,188	95,290	56,549	106,088	830,037
TAJIKISTAN	-	-	-	-	-	-
TURKEY	7,443,296	367,651	479,172	1,153,073	531,943	853,798
TURKMENISTAN	-	-	-	-	-	-
UKRAINE	-	-	-	-	35	171
UNITED KINGDOM	9,269,002	418,665	401,202	425,283	429,874	364,708
UZBEKISTAN	-	-	-	-	-	25
YUGOSLAVIA	83,704	-	-	-	-	-
<u>AFRICA</u>	<u>1,174,342</u>	<u>13,914</u>	<u>25,190</u>	<u>10,330</u>	<u>12,490</u>	<u>10,342</u>
BENIN	77	47	18	157	6	8
BOTSWANA	14,666	1,312	2,215	603	488	371
BURUNDI	65	-	*	-	*	-
CAMEROON	33,016	37	13,623	181	15	2
CAPE VERDE	1,171	6	21	9	3	1
CENTRAL AFRICAN REP	537	19	1	18	-	*
CHAD	26,063	3,023	337	115	431	997
COMOROS	80	-	-	-	-	-
CONGO (BRAZZAVILLE)	13	-	-	-	-	-
CONGO (KINSHASA)	133,515	-	283	49	359	241
DJIBOUTI	11,614	399	-	-	-	-
EQUATORIAL GUINEA	1,509	-	139	-	318	13
ERITREA	-	-	476	54	756	462
ETHIOPIA	86,721	178	818	22	554	34
GABON	5,727	-	33	-	-	-
GAMBIA	2,132	-	-	-	-	-
GHANA	582	573	293	78	5	987
GUINEA	8,146	4	-	-	336	59
GUINEA-BISSAU	754	248	237	1,052	184	503
IVORY COAST	1,590	28	88	13	236	97
KENYA	224,634	5,833	3,959	1,961	3,925	1,717
LESOTHO	1	*	1	2	1	*
LIBERIA	44,893	-	105	-	10	45
MADAGASCAR	3,399	186	89	79	124	368
MALAWI	4,187	89	27	239	54	965
MALI	368	19	21	-	-	-
MAURITANIA	962	-	215	356	5	-
MAURITIUS	-	1	*	37	22	2
MOZAMBIQUE	486	371	583	282	420	439
NAMIBIA	14,253	142	1,582	-	-	33
NIGER	-	*	*	*	*	74
NIGERIA	64,216	-	-	-	-	-

TOTALS MAY NOT ADD DUE TO ROUNDING

* LESS THAN \$500

FOREIGN MILITARY SALES DELIVERIES (CONTINUED)

(DOLLARS IN THOUSANDS)

	FY 1950	FY 1994	FY 1995	FY 1996	FY 1997	FY 1998	FY 1999
AFRICA (CONTINUED)							
RWANDA	1,200	-	-	-	-	*	252
SAO TOME & PRINCIPE	421	-	-	-	4	-	7
SENEGAL	16,372	523	-	284	1,170	3,908	1,005
SEYCHELLES	250	18	-	2	154	54	*
SIERRA LEONE	3,275	62	-	14	5	15	4
SOMALIA	151,783	-	-	-	-	-	-
SOUTH AFRICA	3,149	-	-	9	546	419	371
SUDDAN	311,521	-	-	-	-	-	*
TANZANIA	73	3	-	-	-	-	-
TOGO	513	-	-	-	-	-	-
UGANDA	82	*	-	64	919	451	1,246
ZAMBIA	12	170	-	153	78	2	12
ZIMBABWE	314	9	-	77	22	145	28
WESTERN HEMISPHERE	7,518,334	284,771	342,548	206,596	292,356	215,583	173
ANTIGUA & BARBUDA	5,383	739	154	98	341	7,292	10,031
ARGENTINA	221,996	11,571	12,597	5,723	47	276	18
BAHAMAS	-	-	359	491	252	67	266
BARBADOS	2,482	118	314	314	314	159	159
BELIZE	3,618	*	371	3	469	2,614	*
BOLIVIA	15,431	15,254	8,862	6,009	6,404	34,872	34,872
BOLIVIA - INTL NARC	61,974	24,455	29,858	37,611	43,154	95,661	2,689
BRAZIL	540,685	127,087	153,675	83,086	2,334	2,062	2,689
CANADA	3,298,364	4,272	2,424	18,488	7,908	4,572	4,572
CHILE	185,265	28,366	43,985	4,848	136	36	36
COLOMBIA	222,352	25,515	18,533	902	52	307	221
COLOMBIA - INTL NARC	101,062	155	182	52	324	132	132
COSTA RICA	29,530	4,510	3,790	469	324	1,314	1,314
CUBA	4,510	559	1,060	1,169	277	357	357
DOMINICAN REPUBLIC	29,650	1,418	1,502	1,519	5,519	2,572	2,572
ECUADOR	153,864	204	16,780	173	497	116	116
ECUADOR - INTL NARC	1,806	653	406	173	3	65	65
EL SALVADOR	832,281	17,010	10	47	581	508	508
GRENADA	8,111	22	2,063	1,886	3,842	3,252	3,252
GUATEMALA	58,468	-	17,209	3,640	589	134	134
HAITI	3,317	-	2,328	591	2,684	1,783	1,783
HONDURAS	380,905	3,993	3,299	9,388	16	48	48
JAMAICA	27,816	1,511	130	192	193	30	30
MEXICO	183,472	2,060	11	16	16	30	30
NICARAGUA	5,205	523	130	192	193	30	30
PANAMA	34,466	8	11	16	16	30	30
PARAGUAY	1,024	8	11	16	16	30	30

TOTALS MAY NOT ADD DUE TO ROUNDING

* LESS THAN \$500

FOREIGN MILITARY SALES DELIVERIES (CONTINUED)
(DOLLARS IN THOUSANDS)

	FY 2000	FY 2001	FY 2002	FY 2003	FY 2004	FY 1950 FY 2004	
	232	31	*	4	*	1,719	AFRICA (CONTINUED)
	145	64	-	-	266	907	RWANDA
	224	141	185	259	316	24,387	SAO TOME & PRINCIPIE
	9	-	320	-	-	807	SENEGAL
	33	-	-	-	-	3,409	SEYCHELLES
	-	-	-	-	-	151,783	SIERRA LEONE
	53	206	-	848	4,741	10,649	SOMALIA
	-	-	-	-	-	311,521	SOUTH AFRICA
	17	-	*	*	-	93	SUDAN
	-	-	-	130	-	643	TANZANIA
	857	8	-	35	865	4,527	TOGO
	-	11	-	-	-	439	UGANDA
	169	479	31	*	2	1,275	ZAMBIA
	-	-	-	-	-	-	ZIMBABWE
	221,479	461,814	194,645	233,843	237,688	10,209,656	WESTERN HEMISPHERE
	138	362	2	491	1,475	9,354	ANTIGUA & BARBUDA
	10,080	26,534	8,253	4,382	3,954	322,414	ARGENTINA
	-	21	13	-	51	149	BAHAMAS
	129	181	18	1	557	5,012	BARBADOS
	12	20	133	99	76	4,929	BELIZE
	7	910	315	134	901	18,543	BOLIVIA
	3,575	3,647	714	1,292	402	110,747	BOLIVIA - INTL NARC
	60,863	50,026	38,874	11,275	11,719	883,391	BRAZIL
	83,568	110,423	85,187	155,499	147,071	4,450,654	CANADA
	1,085	3,028	1,718	5,928	9,657	220,463	CHILE
	14,333	217,107	21,675	10,463	22,864	679,892	COLOMBIA
	6,240	7,790	4,355	2,845	1,765	185,433	COLOMBIA - INTL NARC
	26	36	158	76	48	31,169	COSTA RICA
	-	-	-	-	-	4,510	CUBA
	62	300	6	66	394	5,938	DOMINICA
	72	890	838	11,036	9,649	54,537	DOMINICAN REPUBLIC
	682	1,187	1,279	1,487	3,195	168,839	ECUADOR
	725	255	382	331	252	4,787	ECUADOR - INTL NARC
	13,122	4,416	1,605	1,715	3,076	903,933	EL SALVADOR
	67	271	119	74	415	10,902	GUATEMALA
	-	-	-	-	30	58,499	GUATEMALA
	*	*	-	253	104	901	GUAYANA
	182	399	85	6	2	9,030	HAITI
	1,407	3,195	1,959	804	694	420,900	HONDURAS
	1,122	1,078	469	579	274	36,491	JAMAICA
	8,883	4,304	4,552	12,158	5,586	238,168	MEXICO
	-	-	-	-	281	5,486	NICARAGUA
	*	103	218	72	13	35,781	PANAMA
	21	19	34	4	18	1,379	PARAGUAY

TOTALS MAY NOT ADD DUE TO ROUNDING

* LESS THAN \$500

FOREIGN MILITARY SALES DELIVERIES (CONTINUED)
(DOLLARS IN THOUSANDS)

	FY 1950	FY 1995	FY 1996	FY 1997	FY 1998	FY 1999
<u>WESTERN HEMISPHERE (CONTINUED)</u>						
PERU	190,180	-	125	244	1,010	1,941
PERU - INTL NARC	2,537	-	884	899	924	310
ST KITTS AND NEVIS	4,495	485	208	22	216	148
ST LUCIA	3,732	599	609	174	234	201
ST VINCENT + GREN.	3,294	552	1,366	159	289	263
SURINAME	1	-	-	-	-	-
TRINIDAD + TOBAGO	944	1,149	164	178	388	577
URUGUAY	28,757	1,411	1,599	1,177	856	398
VENEZUELA	867,568	13,665	20,937	21,408	30,834	31,698
<u>NON REGIONAL</u>	-	-	-	-	-	-
<u>NACMA</u>	-	-	-	-	-	-
<u>INTERNATL. ORG. AND VARIOUS</u>	<u>1,825,878</u>	<u>55,578</u>	<u>80,667</u>	<u>66,389</u>	<u>100,221</u>	<u>54,033</u>

TOTALS MAY NOT ADD DUE TO ROUNDING

* LESS THAN \$500

FOREIGN MILITARY SALES DELIVERIES (CONTINUED)
(DOLLARS IN THOUSANDS)

	<u>FY 2000</u>	<u>FY 2001</u>	<u>FY 2002</u>	<u>FY 2003</u>	<u>FY 2004</u>	<u>FY 1950</u>	<u>FY 2004</u>	
	545	696	229	134	132	195,237		WESTERN HEMISPHERE (CONTINUED)
	308	106	74	55	62	6,159		PERU
	314	312	7	92	385	6,683		PERU - INTL NARC
	130	323		13	429	6,443		ST KITT'S AND NEVIS
	54	144		1	225	6,389		ST LUCIA
	-	2		26	3	53		ST VINCENT + GREN.
	82	178	22	1	10	3,802		SURINAME
	1,034	1,576	130	1	45	40,363		TRINIDAD + TOBAGO
	12,610	21,976	17,896	622	11,874	1,062,295		URUGUAY
				11,829				VENEZUELA
	-	-	7	4	8		20	NON REGIONAL
	61,327	51,944	38,444	87,894	37,873	2,460,248	20	NACMA
								INTERNAT. ORG. AND VARIOUS

TOTALS MAY NOT ADD DUE TO ROUNDING

* LESS THAN \$500

FOREIGN MILITARY CONSTRUCTION SALES DELIVERIES
(DOLLARS IN THOUSANDS)

	FY 1950	FY 1954	FY 1955	FY 1956	FY 1957	FY 1958	FY 1959
<u>WORLDWIDE</u>	16,962,679	218,212	142,801	97,687	381,617	187,573	32
<u>EAST ASIA AND PACIFIC</u>	535	-	6	326	50	12	-
CAMBODIA	-	-	-	36	-	-	-
JAPAN	-	-	-	-	-	-	-
KOREA (SEOUL)	1	-	-	-	-	-	-
SINGAPORE	-	-	6	290	38	-	*
TAIWAN	533	-	-	-	-	-	-
THAILAND	-	-	-	-	-	-	32
<u>NEAR EAST AND SOUTH ASIA</u>	16,756,035	199,427	106,827	83,078	376,008	152,918	25
<u>AFGHANISTAN</u>	-	-	265	168	264	141	25
BAHRAIN	20,203	82,980	57,012	45,569	27,303	61,946	-
EGYPT	574,950	594	-	-	-	-	-
IRAN	2,581	-	-	-	-	-	-
ISRAEL	985	-	-	-	-	-	-
JORDAN	136,015	8,220	585	488	15	2,435	-
KUWAIT	1,344	*	11	3	49	63	-
LIBYA	-	-	-	-	-	-	-
MOROCCO	1,511	-	-	-	-	-	-
OMAN	16,017,849	107,961	49,051	36,754	348,499	88,449	-
SAUDI ARABIA	2	-	-	-	-	-	-
YEMEN	-	-	-	-	-	-	-
<u>EUROPE</u>	78,000	4,282	27,244	6,830	584	29,845	-
FRANCE	29	-	-	-	-	-	-
GERMANY	8,937	4,262	27,244	422	584	28,235	-
GREECE	9	-	-	-	-	-	-
KAZAKHSTAN	-	-	-	-	-	-	-
UNITED KINGDOM	69,024	20	-	6,408	*	1,609	-
<u>AFRICA</u>	32,342	511	2,465	1,491	826	1,051	10
<u>BOTSWANA</u>	16	5	4	57	3	10	-
BURUNDI	2	-	-	-	-	-	-
CAMEROON	82	80	62	70	315	56	-
CAPE VERDE	13	3	33	2	113	40	-
CENTRAL AFRICAN REP	166	9	1	*	13	1	-
CHAD	-	20	6	6	13	2	-
DJIBOUTI	467	7	95	160	7	2	-
EQUATORIAL GUINEA	19	-	-	-	-	-	-
ERITREA	-	-	-	-	361	31	410
ETHIOPIA	-	-	-	-	172	15	3
GABON	164	-	-	-	-	-	-
GAMBIA	77	-	-	-	-	-	-
GHANA	390	162	5	105	13	186	-
GUINEA	110	-	-	-	-	-	-

TOTALS MAY NOT ADD DUE TO ROUNDING

* LESS THAN \$500

FOREIGN MILITARY CONSTRUCTION SALES DELIVERIES

(DOLLARS IN THOUSANDS)

	FY 2000	FY 2001	FY 2002	FY 2003	FY 2004	FY 1950 FY 2004	
183,219	244,208	215,610	245,278	281,025	19,159,910		WORLDWIDE
18	1	286	-	-	-	1,254	EAST ASIA AND PACIFIC
-	-	286	-	-	-	48	CAMBODIA
-	-	-	-	-	-	286	JAPAN
1	1	-	-	-	-	1	KOREA (SEOUL)
-	-	-	-	-	-	336	SINGAPORE
-	-	-	-	-	-	533	TAIWAN
18	*	-	-	-	-	50	THAILAND
174,825	179,695	210,700	236,452	263,332	18,739,297		NEAR EAST AND SOUTH ASIA
6	43	*	20,072	113,403	133,475		AFGHANISTAN
93,341	48,942	43,371	95,909	69,707	21,116		BAHRAIN
-	-	-	-	-	1,201,030		EGYPT
315	9,939	76,140	63,815	60,176	594		IRAN
-	-	-	-	-	985		ISRAEL
352	64	*	7	-	148,181		JORDAN
2,985	5,991	332	-	-	1,344		KUWAIT
77,825	114,715	90,857	56,649	20,047	9,434		LIBYA
-	-	-	-	-	1,511		MOROCCO
-	-	-	-	-	17,008,657	2	OMAN
-	-	-	-	-	-		SAUDI ARABIA
-	-	-	-	-	-		YEMEN
5,298	60,143	820	4,209	3,356	220,609		EUROPE
5,298	60,143	769	152	1,957	138,002	29	FRANCE
-	-	-	-	-	9		GERMANY
-	-	51	1,957	1,369	3,377		GREECE
-	-	-	2,099	29	79,191		KAZAKHSTAN
-	-	-	-	-	-		UNITED KINGDOM
854	602	1,437	324	341	42,246		AFRICA
14	-	-	-	-	194		BOTSWANA
-	-	-	-	-	5		BURUNDI
33	20	79	7	3	806		CAMEROON
8	16	1	35	76	342		CAPE VERDE
30	30	2	4	-	243		CENTRAL AFRICAN REP
60	208	123	15	8	454		CHAD
3	-	55	-	-	796		DJIBOUTI
458	-	-	-	-	19		EQUATORIAL GUINEA
-	-	-	-	-	1,278		ERITREA
-	-	-	-	-	189		ETHIOPIA
-	-	-	-	-	164		GABON
-	-	-	-	-	77		GAMBIA
152	41	104	89	6	1,252		GHANA
-	-	-	-	-	110		GUINEA

TOTALS MAY NOT ADD DUE TO ROUNDING

* LESS THAN \$500

FOREIGN MILITARY CONSTRUCTION SALES DELIVERIES (CONTINUED)
(DOLLARS IN THOUSANDS)

	FY 1950 FY 1994	FY 1995	FY 1996	FY 1997	FY 1998	FY 1999
<u>AFRICA (CONTINUED)</u>						
IVORY COAST	649	2	41	24	106	12
KENYA	59	-	3	390	2	3
LESOTHO	28	3	39	67	20	2
LIBERIA	7,300	-	-	-	-	-
MADAGASCAR	177	-	-	-	-	-
MALAWI	236	39	*	*	*	203
MALI	108	4	*	*	-	1
MAURITANIA	326	-	-	-	-	-
MOZAMBIQUE	-	-	-	-	-	-
NIGER	1,978	135	1,997	-	-	-
NIGERIA	-	-	-	-	-	-
RWANDA	105	-	-	-	2	-
SENEGAL	2,463	13	123	50	92	115
SEYCHELLES	-	13	*	15	4	-
SIERRA LEONE	571	37	-	-	-	-
SOMALIA	350	-	-	-	-	-
SUDAN	16,484	-	-	-	-	-
TOGO	2	-	42	-	-	-
UGANDA	-	*	-	11	*	6
<u>WESTERN HEMISPHERE</u>	95,767	13,992	6,259	5,963	4,148	3,668
ANTIGUA & BARBUDA	-	-	20	-	-	38
ARGENTINA	-	-	-	-	-	-
BARBADOS	326	13	45	44	238	-
BOLIVIA - INTL NARC	7,077	2,100	1,334	777	521	60
CANADA	519	-	-	-	-	-
COLOMBIA	244	1,644	61	107	547	408
COLOMBIA - INTL NARC	4,409	2,515	565	1,640	585	157
COSTA RICA	752	-	-	-	-	-
ECUADOR	-	-	-	-	-	-
ECUADOR - INTL NARC	-	67	14	896	68	15
EL SALVADOR	50,451	2,115	2,284	1,126	1,431	1,660
GUATEMALA	2,021	-	-	-	-	-
HAITI	-	-	-	-	-	-
HONDURAS	22,679	5,537	1,936	1,374	759	1,330
MEXICO	7,203	-	-	-	-	-
PANAMA	-	-	-	-	-	-
ST VINCENT + GREN.	85	-	-	-	-	-
<u>INTERNATL. ORG. AND VARIOUS</u>	-	-	-	-	*	59

TOTALS MAY NOT ADD DUE TO ROUNDING

* LESS THAN \$500

FOREIGN MILITARY CONSTRUCTION SALES DELIVERIES (CONTINUED)
(DOLLARS IN THOUSANDS)

	FY 2000	FY 2001	FY 2002	FY 2003	FY 2004	FY 1950 FY 2004
	11	-	-	-	-	845
	52	32	*	-	62	603
	3	7	18	-	-	187
	-	-	-	-	-	7,300
	17	-	-	-	-	177
	1	1	-	-	-	496
	-	-	-	-	-	115
	-	2	-	-	-	326
	-	20	110	38	23	173
	-	-	324	4	15	4,472
	-	*	-	52	44	96
	6	64	574	20	8	710
	3	-	47	61	79	3,113
	-	-	-	-	-	35
	-	-	-	-	-	608
	-	-	-	-	-	350
	-	-	-	-	-	16,484
	4	160	-	-	-	2
	-	-	-	-	-	225
	2,224	3,767	2,367	4,293	13,996	156,444
	23	163	-	-	-	244
	4	67	34	346	-	452
	224	146	1	48	133	665
	110	-	-	-	-	12,420
	991	*	*	-	-	519
	-	2,550	2,184	368	69	3,122
	-	-	-	-	-	16,033
	-	-	-	-	-	752
	-	-	120	3,383	13,732	17,236
	523	-	10	-	-	1,070
	-	316	-	59	-	59,965
	40	294	-	-	-	2,021
	310	198	-	89	62	333
	-	-	-	-	-	34,273
	-	32	17	-	-	7,203
	-	-	-	-	-	50
	*	-	-	-	-	85
	-	-	-	-	-	59

AFRICA (CONTINUED)

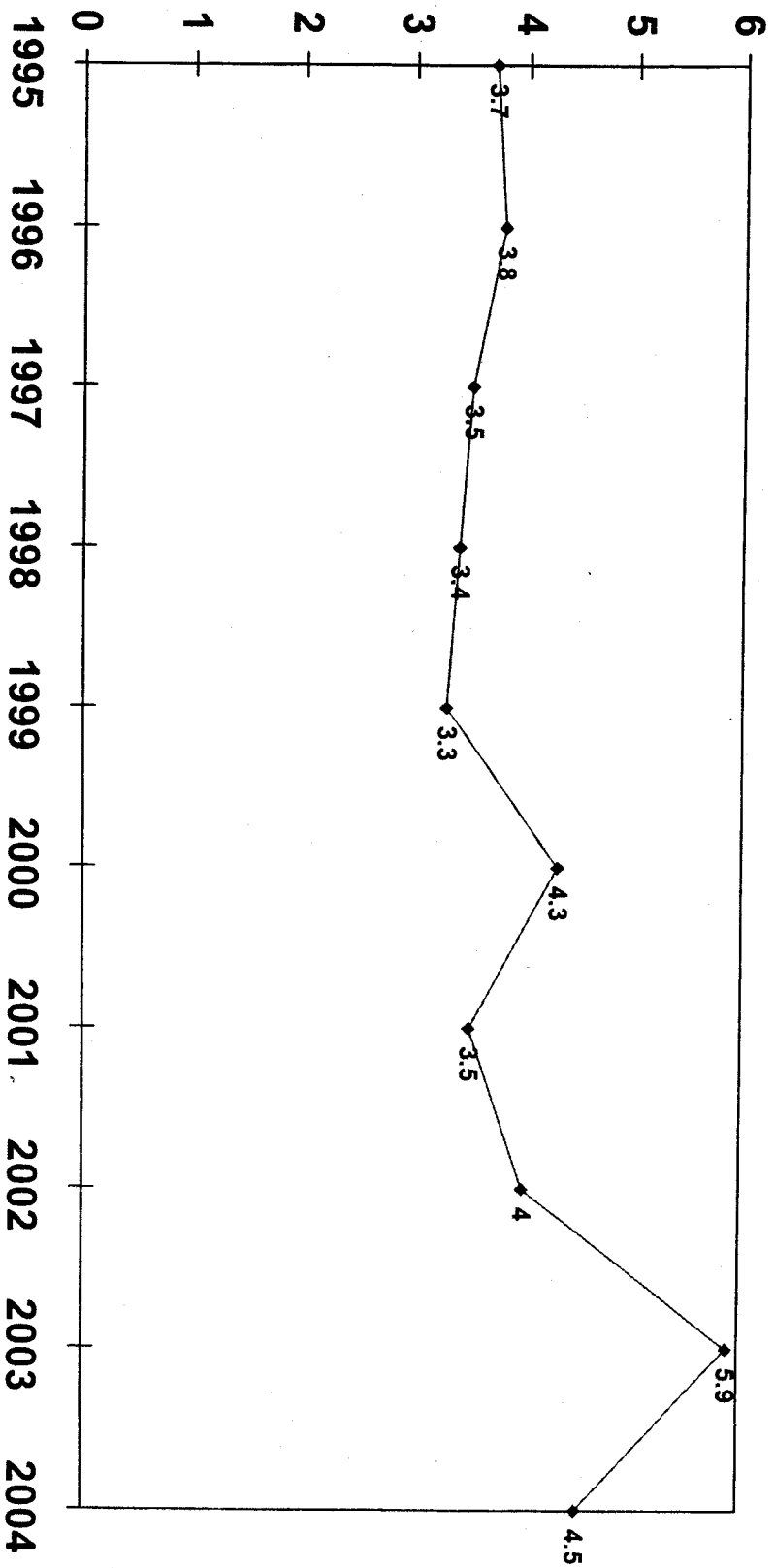
IVORY COAST
KENYA
LESOTHO
LIBERIA
MADAGASCAR
MALAWI
MALI
MAURITANIA
MOZAMBIQUE
NIGER
NIGERIA
RWANDA
SENEGAL
SEYCHELLES
SIERRA LEONE
SOMALIA
SUDAN
TOGO
UGANDA

WESTERN HEMISPHERE
ANTIGUA & BARBUDA
ARGENTINA
BARBADOS
BOLIVIA - INTL NARC
CANADA
COLOMBIA
COLOMBIA - INTL NARC
COSTA RICA
ECUADOR
ECUADOR - INTL NARC
EL SALVADOR
GUATEMALA
HAITI
HONDURAS
MEXICO
PANAMA
ST VINCENT + GREN.
INTERNATL. ORG. AND VARIOUS

TOTALS MAY NOT ADD DUE TO ROUNDING

* LESS THAN \$500

FOREIGN MILITARY FINANCING PROGRAM (Dollars in Billions)



FOREIGN MILITARY FINANCING PROGRAM
(DOLLARS IN THOUSANDS)

	FY 1994	FY 1995	FY 1996	FY 1997	FY 1998	FY 1999
<u>WORLDWIDE</u>	<u>83,512,768</u>	<u>3,712,246</u>	<u>3,836,343</u>	<u>3,530,286</u>	<u>3,419,707</u>	<u>3,370,240</u>
PAYMENT WAIVED	42,942,267	3,154,561	3,292,343	3,232,786	3,319,707	3,370,240
DOD DIRECT	12,762,001	557,685	544,000	297,500	100,000	-
DOD GUARANTY	27,808,500	-	-	-	-	-
<u>EAST ASIA AND PACIFIC</u>	<u>5,000,454</u>	<u>1,300</u>	<u>2,500</u>	<u>1,000</u>	-	<u>1,500</u>
PAYMENT WAIVED	369,705	1,300	2,500	1,000	-	1,500
DOD DIRECT	1,123,949	-	-	-	-	-
DOD GUARANTY	3,506,800	-	-	-	-	-
<u>AUSTRALIA</u>	<u>115,586</u>	<u>-</u>	<u>-</u>	<u>-</u>	<u>-</u>	<u>-</u>
DOD DIRECT	115,586	-	-	-	-	-
<u>CAMBODIA</u>	<u>750</u>	<u>1,300</u>	<u>2,000</u>	<u>1,000</u>	<u>-</u>	<u>-</u>
PAYMENT WAIVED	750	1,300	2,000	1,000	-	-
<u>EAST TIMOR</u>	<u>-</u>	<u>-</u>	<u>-</u>	<u>-</u>	<u>-</u>	<u>-</u>
PAYMENT WAIVED	-	-	-	-	-	-
<u>FIJI</u>	<u>-</u>	<u>-</u>	<u>-</u>	<u>-</u>	<u>-</u>	<u>500</u>
PAYMENT WAIVED	-	-	-	-	-	500
<u>INDONESIA</u>	<u>377,340</u>	<u>-</u>	<u>-</u>	<u>-</u>	<u>-</u>	<u>-</u>
DOD DIRECT	84,140	-	-	-	-	-
DOD GUARANTY	293,200	-	-	-	-	-
<u>JAPAN</u>	<u>34,772</u>	<u>-</u>	<u>-</u>	<u>-</u>	<u>-</u>	<u>-</u>
DOD DIRECT	34,772	-	-	-	-	-
<u>KOREA (SEOUL)</u>	<u>2,348,573</u>	<u>-</u>	<u>-</u>	<u>-</u>	<u>-</u>	<u>-</u>
DOD DIRECT	454,390	-	-	-	-	-
DOD GUARANTY	1,894,183	-	-	-	-	-
<u>LAOS</u>	<u>-</u>	<u>-</u>	<u>500</u>	<u>-</u>	<u>-</u>	<u>-</u>
PAYMENT WAIVED	-	-	500	-	-	-
<u>MALAYSIA</u>	<u>176,910</u>	<u>-</u>	<u>-</u>	<u>-</u>	<u>-</u>	<u>-</u>
PAYMENT WAIVED	-	-	-	-	-	-
DOD DIRECT	38,071 A/	-	-	-	-	-
DOD GUARANTY	138,838	-	-	-	-	-
<u>MONGOLIA</u>	<u>-</u>	<u>-</u>	<u>-</u>	<u>-</u>	<u>-</u>	<u>-</u>
PAYMENT WAIVED	-	-	-	-	-	-

TOTALS MAY NOT ADD DUE TO ROUNDING

* LESS THAN \$500

FOREIGN MILITARY FINANCING PROGRAM
(DOLLARS IN THOUSANDS)

	FY 2000	FY 2001	FY 2002	FY 2003	FY 2004	FY 1950 FY 2004	
	4,332,802	3,535,429	4,031,500	5,955,370	4,583,922	123,820,613	WORLDWIDE
	4,332,802	3,535,429	4,031,500	5,955,370	4,583,922	81,750,927	PAYMENT WAIVED
	-	-	-	-	-	14,261,186	DOD DIRECT
	-	-	-	-	-	27,808,500	DOD GUARANTY
	2,137	7,416	48,800	55,190	24,676	5,144,973	EAST ASIA AND PACIFIC
	2,137	7,416	48,800	55,190	24,676	514,224	PAYMENT WAIVED
	-	-	-	-	-	1,123,949	DOD DIRECT
	-	-	-	-	-	3,506,800	DOD GUARANTY
	-	-	-	-	-	115,586	AUSTRALIA
	-	-	-	-	-	115,586	DOD DIRECT
	-	-	-	-	-	5,050	CAMBODIA
	-	-	-	-	-	5,050	PAYMENT WAIVED
	-	-	-	1,990	2,420	4,410	EAST TIMOR
	-	-	-	1,990	2,420	4,410	PAYMENT WAIVED
350	-	-	-	-	-	850	FIJI
350	-	-	-	-	-	850	PAYMENT WAIVED
	-	-	-	-	-	377,340	INDONESIA
	-	-	-	-	-	84,140	DOD DIRECT
	-	-	-	-	-	293,200	DOD GUARANTY
	-	-	-	-	-	34,772	JAPAN
	-	-	-	-	-	34,772	DOD DIRECT
	-	-	-	-	-	2,348,573	KOREA (SEOUL)
	-	-	-	-	-	454,390	DOD DIRECT
	-	-	-	-	-	1,894,183	DOD GUARANTY
	-	-	-	-	-	500	LAOS
	-	-	-	-	-	500	PAYMENT WAIVED
	-	348	-	-	-	177,258	MALAYSIA
	-	348	-	-	-	348	PAYMENT WAIVED
	-	-	-	-	-	38,071	DOD DIRECT
	-	-	-	-	-	138,838	DOD GUARANTY
350	2,332	2,000	1,340	995	7,017	7,017	MONGOLIA
350	2,332	2,000	1,340	995	7,017	7,017	PAYMENT WAIVED

TOTALS MAY NOT ADD DUE TO ROUNDING

* LESS THAN \$500

FOREIGN MILITARY FINANCING PROGRAM (CONTINUED)
(DOLLARS IN THOUSANDS)

	<u>FY 1950</u>	<u>FY 1954</u>	<u>FY 1995</u>	<u>FY 1996</u>	<u>FY 1997 C/</u>	<u>FY 1998</u>	<u>FY 1999</u>
<u>EAST ASIA AND PACIFIC (CONTINUED)</u>							
NEW ZEALAND	1,492	-	-	-	-	-	-
DOD DIRECT	1,492	-	-	-	-	-	-
REP OF PHILIPPINES	710,038	-	-	-	-	-	1,000
PAYMENT WAIVED	365,938 A/	-	-	-	-	-	1,000
DOD DIRECT	8,600 B/	-	-	-	-	-	-
DOD GUARANTY	335,500	-	-	-	-	-	-
SINGAPORE	17,221	-	-	-	-	-	-
DOD GUARANTY	17,221	-	-	-	-	-	-
TAIWAN	547,726	-	-	-	-	-	-
DOD DIRECT	187,866	-	-	-	-	-	-
DOD GUARANTY	359,860	-	-	-	-	-	-
THAILAND	670,047	-	-	-	-	-	-
PAYMENT WAIVED	3,017	-	-	-	-	-	-
DOD DIRECT	199,031	-	-	-	-	-	-
DOD GUARANTY	467,999	-	-	-	-	-	-
TONGA	-	-	-	-	-	-	-
PAYMENT WAIVED	-	-	-	-	-	-	-
UNTAET	-	-	-	-	-	-	-
PAYMENT WAIVED	-	-	-	-	-	-	-
<u>NEAR EAST AND SOUTH ASIA</u>							
PAYMENT WAIVED	59,937,891	3,107,300	3,200,300	3,130,045	3,152,050	3,263,200	3,263,200
DOD DIRECT	39,372,818	3,107,300	3,200,300	3,130,045	3,152,050	3,263,200	3,263,200
DOD GUARANTY	3,585,294	-	-	-	-	-	-
DOD GUARANTY	16,979,779	-	-	-	-	-	-
AFGHANISTAN	-	-	-	-	-	-	-
PAYMENT WAIVED	-	-	-	-	-	-	-
BAHRAIN	-	1,500	-	-	-	-	-
PAYMENT WAIVED	-	1,500	-	-	-	-	-
BANGLADESH	-	-	-	-	-	-	800
PAYMENT WAIVED	-	-	-	-	-	-	800
EGYPT E/	18,453,510	1,300,000	1,300,000	1,300,000	1,300,000	1,300,000	1,300,000
PAYMENT WAIVED	13,903,510	1,300,000	1,300,000	1,300,000	1,300,000	1,300,000	1,300,000
DOD GUARANTY	4,550,000	-	-	-	-	-	-

TOTALS MAY NOT ADD DUE TO ROUNDING

* LESS THAN \$500

FOREIGN MILITARY FINANCING PROGRAM (CONTINUED)

(DOLLARS IN THOUSANDS)

	FY 2000	FY 2001	FY 2002	FY 2003	FY 2004	FY 1950 FY 2004	
	-	-	-	-	-	1,492	NEW ZEALAND
	-	-	-	-	-	1,492	DOD DIRECT
	1,437	2,342	44,000	49,870	19,880	828,567	REP OF PHILIPPINES
	-	-	-	-	-	484,467	PAYMENT WAIVED
	-	-	-	-	-	8,600	DOD DIRECT
	-	-	-	-	-	335,500	DOD GUARANTY
	-	-	-	-	-	17,221	SINGAPORE
	-	-	-	-	-	17,221	DOD GUARANTY
	-	-	-	-	-	547,726	TAIWAN
	-	-	-	-	-	187,866	DOD DIRECT
	-	-	-	-	-	359,860	DOD GUARANTY
	-	598	1,800	1,990	881	675,316	THAILAND
	-	-	-	-	-	8,286	PAYMENT WAIVED
	-	-	-	-	-	199,031	DOD DIRECT
	-	-	-	-	-	467,999	DOD GUARANTY
	-	-	-	-	500	500	TONGA
	-	-	-	-	-	500	PAYMENT WAIVED
	-	1,796	1,000	-	-	2,796	UNTAET
	-	1,796	1,000	-	-	2,796	PAYMENT WAIVED
	4,249,415	3,354,204	3,661,200	5,583,550	4,224,187	96,863,342	NEAR EAST AND SOUTH ASIA
	4,249,415	3,354,204	3,661,200	5,583,550	4,224,187	76,298,269	PAYMENT WAIVED
	-	-	-	-	-	3,585,294	DOD DIRECT
	-	-	-	-	-	16,979,779	DOD GUARANTY
	-	-	50,000	191,000	414,077	655,077	AFGHANISTAN
	-	-	50,000	191,000	414,077	655,077	PAYMENT WAIVED
	-	-	28,500	90,000	24,682	144,682	BAHRAIN
	-	-	28,500	90,000	24,682	144,682	PAYMENT WAIVED
	-	-	-	-	500	2,550	BANGLADESH
	-	-	-	-	500	2,550	PAYMENT WAIVED
	1,300,000	1,297,140	1,300,000	1,291,550	1,292,330	31,434,530	EGYPT E/
	1,300,000	1,297,140	1,300,000	1,291,550	1,292,330	26,884,530	PAYMENT WAIVED
	-	-	-	-	-	4,550,000	DOD GUARANTY

TOTALS MAY NOT ADD DUE TO ROUNDING

* LESS THAN \$500

FOREIGN MILITARY FINANCING PROGRAM (CONTINUED)
(DOLLARS IN THOUSANDS)

	<u>FY 1950</u>	<u>FY 1994</u>	<u>FY 1995</u>	<u>FY 1996</u>	<u>FY 1997</u>	<u>FY 1998</u>	<u>FY 1999</u>
<u>NEAR EAST AND SOUTH ASIA (CONTINUED)</u>							
INDIA							
PAYMENT WAIVED	27,310	-	-	-	-	-	-
DOD DIRECT	-	27,310	-	-	-	-	-
IRAN							
DOD DIRECT	496,407	175,705	-	-	-	-	-
DOD GUARANTY	320,701	-	-	-	-	-	-
ISRAEL E/F/							
PAYMENT WAIVED	35,819,104	1,800,000	1,800,000	1,800,000	1,800,000	1,800,000	1,860,000
DOD DIRECT	24,614,860	1,800,000	-	-	-	-	1,860,000
DOD GUARANTY	1,667,103	-	-	-	-	-	-
DOD GUARANTY	9,537,142	-	-	-	-	-	-
JORDAN							
PAYMENT WAIVED	1,013,479	7,300	100,300	100,300	30,045	50,000	95,900
DOD DIRECT	135,794	7,300	-	100,300	30,045	50,000	95,900
DOD GUARANTY	227,048	-	-	-	-	-	-
DOD GUARANTY	650,637	-	-	-	-	-	-
LEBANON							
DOD DIRECT	243,668	-	-	-	-	-	-
DOD GUARANTY	9,168	-	-	-	-	-	-
DOD GUARANTY	234,500	-	-	-	-	-	-
MOROCCO							
PAYMENT WAIVED	665,952	-	-	-	-	-	4,000
DOD DIRECT	196,415	-	-	-	-	-	4,000
DOD GUARANTY	101,787	-	-	-	-	-	-
DOD GUARANTY	367,750	-	-	-	-	-	-
NEPAL							
PAYMENT WAIVED	-	-	-	-	-	800	500
PAYMENT WAIVED	-	-	-	-	-	800	500
OMAN							
PAYMENT WAIVED	203,640	-	-	-	-	-	-
DOD DIRECT	4,500	-	-	-	-	-	-
DOD GUARANTY	49,140	-	-	-	-	-	-
DOD GUARANTY	150,000	-	-	-	-	-	-
PAKISTAN							
PAYMENT WAIVED	2,190,526	-	-	-	-	-	-
DOD DIRECT	444,369	-	-	-	-	-	-
DOD DIRECT	1,184,311	-	-	-	-	-	-
DOD GUARANTY	561,847	-	-	-	-	-	-
SAUDI ARABIA							
DOD DIRECT	254,167	-	-	-	-	-	-
DOD DIRECT	65,222	-	-	-	-	-	-
DOD GUARANTY	188,945	-	-	-	-	-	-

TOTALS MAY NOT ADD DUE TO ROUNDING

* LESS THAN \$500

FOREIGN MILITARY FINANCING PROGRAM (CONTINUED)
(DOLLARS IN THOUSANDS)

	FY 2000	FY 2001	FY 2002	FY 2003	FY 2004	FY 1950 FY 2004	
							NEAR EAST AND SOUTH ASIA (CONTINUED)
			800			28,110	INDIA
			800			800	PAYMENT WAIVED
						27,310	DOD DIRECT
							IRAN
						496,407	DOD DIRECT
						175,705	DOD DIRECT
						320,701	DOD GUARANTY
							ISRAEL E/F/
2,820,000	1,975,644	2,040,000	3,086,350	2,147,256	56,948,354	45,744,110	PAYMENT WAIVED
2,820,000	1,975,644	2,040,000	3,086,350	2,147,256	56,948,354	1,667,103	DOD DIRECT
						9,537,142	DOD GUARANTY
							JORDAN
124,915	74,835	100,000	604,000	204,785	2,405,559	1,527,874	PAYMENT WAIVED
124,915	74,835	100,000	604,000	204,785	2,405,559	227,048	DOD DIRECT
						650,637	DOD GUARANTY
							LEBANON
						243,668	DOD DIRECT
						9,168	DOD DIRECT
						234,500	DOD GUARANTY
							MOROCCO
1,500	2,495	3,500	5,200	9,940	692,587	223,050	PAYMENT WAIVED
1,500	2,495	3,500	5,200	9,940	692,587	101,787	DOD DIRECT
						367,750	DOD GUARANTY
							NEPAL
	597	14,000	3,150	3,975	23,022	23,022	PAYMENT WAIVED
	597	14,000	3,150	3,975	23,022	23,022	PAYMENT WAIVED
							OMAN
		25,000	81,000	24,850	334,490	135,350	PAYMENT WAIVED
		25,000	81,000	24,850	334,490	49,140	DOD DIRECT
						150,000	DOD GUARANTY
							PAKISTAN
		75,000	224,500	74,560	2,564,586	818,429	PAYMENT WAIVED
		75,000	224,500	74,560	2,564,586	1,184,311	DOD DIRECT
						561,847	DOD GUARANTY
							SAUDI ARABIA
						254,167	DOD DIRECT
						65,222	DOD DIRECT
						188,945	DOD GUARANTY

TOTALS MAY NOT ADD DUE TO ROUNDING

* LESS THAN \$500

FOREIGN MILITARY FINANCING PROGRAM (CONTINUED)
(DOLLARS IN THOUSANDS)

	FY 1990 FY 1994	FY 1995	FY 1996	FY 1997	FY 1998	FY 1999
<u>NEAR EAST AND SOUTH ASIA (CONTINUED)</u>						
SRI LANKA	2,308	-	-	-	-	-
PAYMENT WAIVED	-	-	-	-	-	-
DOD DIRECT	308	-	-	-	-	-
DOD GUARANTY	2,000	-	-	-	-	-
TUNISIA	554,063	-	-	-	-	2,000
PAYMENT WAIVED	71,871	-	-	-	-	-
DOD DIRECT	78,192	-	-	-	-	-
DOD GUARANTY	404,000	-	-	-	-	-
YEMEN	12,257	-	-	-	-	-
PAYMENT WAIVED	-	-	-	-	-	-
DOD GUARANTY	12,257	-	-	-	-	-
EUROPE	15,854,050	560,803	597,850	364,809	244,957	90,700
PAYMENT WAIVED	2,358,726	3,118	53,850	67,309	144,957	90,700
DOD DIRECT	7,416,324	557,685	544,000	297,500	100,000	-
DOD GUARANTY	6,079,000	-	-	-	-	-
ALBANIA	-	-	2,525	100	1,700	4,000
PAYMENT WAIVED	-	-	-	-	-	-
ARMENIA	-	-	-	-	-	-
PAYMENT WAIVED	-	-	-	-	-	-
AUSTRIA	15,713	-	-	-	-	-
DOD DIRECT	15,713	-	-	-	-	-
AZERBAIJAN	-	-	-	-	-	-
PAYMENT WAIVED	-	-	-	-	-	-
BELGIUM	7,793	-	-	-	-	-
DOD DIRECT	7,793	-	-	-	-	-
BOSNIA-HERZEGOVINA	-	-	-	-	-	4,000
PAYMENT WAIVED	-	-	-	-	-	4,000
BULGARIA	-	-	4,275	3,000	4,200	9,400
PAYMENT WAIVED	-	-	4,275	3,000	4,200	9,400
CROATIA	-	-	-	-	-	-
PAYMENT WAIVED	-	-	-	-	-	-

TOTALS MAY NOT ADD DUE TO ROUNDING

* LESS THAN \$500

FOREIGN MILITARY FINANCING PROGRAM (CONTINUED)
(DOLLARS IN THOUSANDS)

	FY 2000	FY 2001	FY 2002	FY 2003	FY 2004	FY 1950 FY 2004	
	-	-	-	-	2,495	4,803	SRI LANKA
	-	-	-	-	2,495	2,495	PAYMENT WAIVED
	-	-	-	-	-	308	DOD DIRECT
	-	-	-	-	-	2,000	DOD GUARANTY
	3,000	3,493	4,400	4,900	9,827	581,683	TUNISIA
	-	-	4,400	4,900	-	99,491	PAYMENT WAIVED
	-	-	-	-	-	78,192	DOD DIRECT
	-	-	-	-	-	404,000	DOD GUARANTY
	-	-	20,000	1,900	14,910	49,067	YEMEN
	-	-	20,000	1,900	14,910	36,810	PAYMENT WAIVED
	-	-	-	-	-	12,257	DOD GUARANTY
67,000	148,330	275,000	253,640	191,998	18,649,138		EUROPE
67,000	148,330	275,000	253,640	191,998	3,654,628		PAYMENT WAIVED
-	-	-	-	-	8,915,509		DOD DIRECT
-	-	-	-	-	6,079,000		DOD GUARANTY
1,600	8,631	4,000	7,900	5,000	35,456		ALBANIA
-	-	4,000	7,900	5,000	35,456		PAYMENT WAIVED
-	-	-	5,000	2,485	11,485		ARMENIA
-	-	4,000	5,000	2,485	11,485		PAYMENT WAIVED
-	-	-	-	-	15,713		AUSTRIA
-	-	-	-	-	15,713		DOD DIRECT
-	-	4,000	5,000	2,485	11,485		AZERBAIJAN
-	-	4,000	5,000	2,485	11,485		PAYMENT WAIVED
-	-	-	-	-	7,793		BELGIUM
-	-	-	-	-	7,793		DOD DIRECT
-	5,986	2,250	2,400	18,400	33,036		BOSNIA-HERZEGOVINA
-	5,986	2,250	2,400	18,400	33,036		PAYMENT WAIVED
5,000	13,470	8,500	19,000	8,450	75,295		BULGARIA
5,000	13,470	8,500	19,000	8,450	75,295		PAYMENT WAIVED
4,000	3,991	5,000	5,500	-	18,491		CROATIA
4,000	3,991	5,000	5,500	-	18,491		PAYMENT WAIVED

NEAR EAST AND SOUTH ASIA (CONTINUED)

TOTALS MAY NOT ADD DUE TO ROUNDING

* LESS THAN \$500

FOREIGN MILITARY FINANCING PROGRAM (CONTINUED)
(DOLLARS IN THOUSANDS)

	FY 1950 FY 1994	FY 1995	FY 1996	FY 1997	FY 1998	FY 1999
<u>EUROPE (CONTINUED)</u>						
CZECH REPUBLIC PAYMENT WAIVED	-	-	8,900	9,087	16,250	7,100
ESTONIA PAYMENT WAIVED	-	706	1,500	1,500	8,300	4,700
FRANCE DOD DIRECT	80,392	-	-	-	-	-
GEORGIA PAYMENT WAIVED	-	-	-	700	5,350	7,950
GREECE PAYMENT WAIVED	5,787,745	229,635	224,000	122,500	-	-
DOD DIRECT	89,871	-	-	-	-	-
DOD GUARANTY	3,622,274	229,635	224,000	122,500	-	-
HUNGARY PAYMENT WAIVED	250	-	3,200	10,087	16,600	7,100
ITALY DOD DIRECT	292	-	-	-	-	-
KAZAKHSTAN PAYMENT WAIVED	-	-	-	1,500	2,250	1,800
KYRGYZSTAN PAYMENT WAIVED	-	-	-	800	1,350	1,550
LATVIA PAYMENT WAIVED	-	706	1,500	1,500	6,950	4,700
LITHUANIA PAYMENT WAIVED	-	706	1,500	1,500	6,950	4,700
MACEDONIA (FYROM) PAYMENT WAIVED	-	-	750	1,648	19,257	6,000
MALTA PAYMENT WAIVED	-	-	-	-	-	300
MOLDOVA PAYMENT WAIVED	-	-	-	800	3,450	1,250

TOTALS MAY NOT ADD DUE TO ROUNDING

* LESS THAN \$500

FOREIGN MILITARY FINANCING PROGRAM (CONTINUED)
(DOLLARS IN THOUSANDS)

	FY 2000	FY 2001	FY 2002	FY 2003	FY 2004	FY 1950 FY 2004	
	6,000	8,981	10,000	25,900	7,869	100,087	EUROPE (CONTINUED)
	6,000	8,981	10,000	25,900	7,869	100,087	CZECH REPUBLIC PAYMENT WAIVED
	4,000	6,186	6,250	9,250	5,979	48,371	ESTONIA PAYMENT WAIVED
	4,000	6,186	6,250	9,250	5,979	48,371	ESTONIA PAYMENT WAIVED
	-	-	-	-	-	80,392	FRANCE DOD DIRECT
	3,000	4,490	55,500	6,900	12,000	95,890	GEORGIA PAYMENT WAIVED
	3,000	4,490	55,500	6,900	12,000	95,890	GEORGIA PAYMENT WAIVED
	-	-	-	-	-	6,363,880	GREECE PAYMENT WAIVED
	-	-	-	-	-	89,871	DOD DIRECT
	-	-	-	-	-	4,198,409	DOD DIRECT
	-	-	-	-	-	2,075,600	DOD GUARANTY
	6,000	8,981	10,000	18,900	6,938	88,056	HUNGARY PAYMENT WAIVED
	6,000	8,981	10,000	18,900	6,938	88,056	HUNGARY PAYMENT WAIVED
	-	-	-	-	-	292	ITALY DOD DIRECT
	1,500	1,896	4,750	2,900	2,980	19,576	KAZAKHSTAN PAYMENT WAIVED
	1,500	1,896	4,750	2,900	2,980	19,576	KAZAKHSTAN PAYMENT WAIVED
	1,000	1,846	11,000	3,900	4,075	25,521	KYRGYZSTAN PAYMENT WAIVED
	1,000	1,846	11,000	3,900	4,075	25,521	KYRGYZSTAN PAYMENT WAIVED
	4,000	5,188	6,250	9,250	6,986	47,030	LATVIA PAYMENT WAIVED
	4,000	5,188	6,250	9,250	6,986	47,030	LATVIA PAYMENT WAIVED
	4,600	6,486	6,593	10,500	6,389	49,924	LITHUANIA PAYMENT WAIVED
	4,600	6,486	6,593	10,500	6,389	49,924	LITHUANIA PAYMENT WAIVED
	-	13,619	10,500	11,900	7,950	71,624	MACEDONIA (FYROM) PAYMENT WAIVED
	-	13,619	10,500	11,900	7,950	71,624	MACEDONIA (FYROM) PAYMENT WAIVED
	450	2,993	-	5,000	-	8,743	MALTA PAYMENT WAIVED
	450	2,993	-	5,000	-	8,743	MALTA PAYMENT WAIVED
	1,250	1,795	1,250	1,000	990	11,785	MOLODOVA PAYMENT WAIVED
	1,250	1,795	1,250	1,000	990	11,785	MOLODOVA PAYMENT WAIVED

TOTALS MAY NOT ADD DUE TO ROUNDING

* LESS THAN \$500

FOREIGN MILITARY FINANCING PROGRAM (CONTINUED)
(DOLLARS IN THOUSANDS)

	FY 1950 FY 1994	FY 1995	FY 1996	FY 1997	FY 1998	FY 1999
<u>EUROPE (CONTINUED)</u>						
NETHERLANDS						
DOD DIRECT	2,200	-	-	-	-	-
POLAND						
PAYMENT WAIVED	-	1,000	16,475	12,587	124,700	6,600
DOD DIRECT	-	-	16,475	12,587	24,700	6,600
DOD DIRECT	-	-	-	-	100,000	-
PORTUGAL						
PAYMENT WAIVED	798,700	-	-	-	-	-
DOD DIRECT	384,635	-	-	-	-	-
DOD DIRECT	271,565	-	-	-	-	-
DOD GUARANTY	142,500	-	-	-	-	-
ROMANIA						
PAYMENT WAIVED	-	-	9,275	6,500	13,900	6,500
PAYMENT WAIVED	-	-	9,275	6,500	13,900	6,500
RUSSIA						
PAYMENT WAIVED	-	-	-	2,250	2,250	-
PAYMENT WAIVED	-	-	-	2,250	2,250	-
SLOVAKIA						
PAYMENT WAIVED	-	-	3,550	6,000	3,200	3,200
PAYMENT WAIVED	-	-	3,550	6,000	3,200	3,200
SLOVENIA						
PAYMENT WAIVED	-	-	400	1,000	2,500	2,600
PAYMENT WAIVED	-	-	400	1,000	2,500	2,600
SPAIN						
DOD DIRECT	2,415,100	-	-	-	-	-
DOD DIRECT	890,100	-	-	-	-	-
DOD GUARANTY	1,525,000	-	-	-	-	-
TAJIKISTAN						
PAYMENT WAIVED	-	-	-	-	-	-
PAYMENT WAIVED	-	-	-	-	-	-
TURKEY						
PAYMENT WAIVED	6,745,865	328,050	320,000	175,000	-	-
PAYMENT WAIVED	1,883,970	-	-	-	-	-
DOD DIRECT	2,525,995 A/	328,050	320,000	175,000	-	-
DOD GUARANTY	2,335,900	-	-	-	-	-
TURKMENISTAN						
PAYMENT WAIVED	-	-	-	500	450	600
PAYMENT WAIVED	-	-	-	500	450	600
UKRAINE						
PAYMENT WAIVED	-	-	-	5,250	3,800	5,000
PAYMENT WAIVED	-	-	-	5,250	3,800	5,000

TOTALS MAY NOT ADD DUE TO ROUNDING

* LESS THAN \$500

FOREIGN MILITARY FINANCING PROGRAM (CONTINUED)

(DOLLARS IN THOUSANDS)

	FY 2000	FY 2001	FY 2002	FY 2003	FY 2004	FY 1950 FY 2004	
	-	-	-	-	-	2,200	NETHERLANDS
	-	-	-	-	-	2,200	DOD DIRECT
	8,000	12,274	12,000	27,900	33,000	254,536	POLAND
	8,000	12,274	12,000	27,900	33,000	154,536	PAYMENT WAIVED
	-	-	-	-	-	100,000	DOD DIRECT
	-	-	-	-	-	798,700	PORTUGAL
	-	-	-	-	-	384,635	PAYMENT WAIVED
	-	-	-	-	-	271,565	DOD DIRECT
	-	-	-	-	-	142,500	DOD GUARANTY
	6,200	16,962	9,000	24,900	8,950	102,187	ROMANIA
	6,200	16,962	9,000	24,900	8,950	102,187	PAYMENT WAIVED
	-	-	-	-	-	4,500	RUSSIA
	-	-	-	-	-	4,500	PAYMENT WAIVED
	2,800	11,135	8,250	14,500	6,603	59,238	SLOVAKIA
	2,800	11,135	8,250	14,500	6,603	59,238	PAYMENT WAIVED
	2,000	5,487	4,000	4,000	1,974	23,961	SLOVENIA
	2,000	5,487	4,000	4,000	1,974	23,961	PAYMENT WAIVED
	-	-	-	-	-	2,415,100	SPAIN
	-	-	-	-	-	890,100	DOD DIRECT
	-	-	-	-	-	1,525,000	DOD GUARANTY
	-	-	3,700	-	1,995	5,695	TAJIKISTAN
	-	-	3,700	-	1,995	5,695	PAYMENT WAIVED
	-	-	48,000	17,350	35,000	7,669,265	TURKEY
	-	-	48,000	17,350	35,000	1,984,320	PAYMENT WAIVED
	-	-	-	-	-	3,349,045	DOD DIRECT
	-	-	-	-	-	2,335,900	DOD GUARANTY
	600	699	-	690	500	4,039	TURKMENISTAN
	600	699	-	690	500	4,039	PAYMENT WAIVED
	3,250	4,789	4,000	5,500	5,000	36,589	UKRAINE
	3,250	4,789	4,000	5,500	5,000	36,589	PAYMENT WAIVED

TOTALS MAY NOT ADD DUE TO ROUNDING

* LESS THAN \$500

FOREIGN MILITARY FINANCING PROGRAM (CONTINUED)
(DOLLARS IN THOUSANDS)

	FY 1950	FY 1994	FY 1995	FY 1996	FY 1997	FY 1998	FY 1999
<u>EUROPE (CONTINUED)</u>							
UZBEKISTAN							
PAYMENT WAIVED	-	-	-	-	1,000	1,550	1,650
					1,000	1,550	1,650
<u>AFRICA</u>							
PAYMENT WAIVED	702,527	1,330	1,330	9,043	9,249	17,350	8,200
DOD DIRECT	117,115	1,330	1,330	9,043	9,249	17,350	8,200
DOD GUARANTY	147,734	-	-	-	-	-	-
	437,677	-	-	-	-	-	-
ANGOLA							
PAYMENT WAIVED	-	-	-	2,000	-	-	-
				2,000	-	-	-
BENIN							
PAYMENT WAIVED	327	-	-	-	-	3,200	-
	327	-	-	-	-	3,200	-
BOTSWANA							
PAYMENT WAIVED	23,396	-	-	-	-	-	-
DOD DIRECT	5,396	-	-	-	-	-	-
DOD GUARANTY	13,000	-	-	-	-	-	-
	13,000	-	-	-	-	-	-
BURUNDI							
PAYMENT WAIVED	315	-	-	-	-	-	-
	315	-	-	-	-	-	-
CAMEROON							
PAYMENT WAIVED	27,428	-	-	-	-	-	-
DOD DIRECT	1,028	-	-	-	-	-	-
DOD GUARANTY	5,000	-	-	-	-	-	-
	21,400	-	-	-	-	-	-
CAPE VERDE							
PAYMENT WAIVED	2,085	-	-	-	-	-	-
	2,085	-	-	-	-	-	-
CENTRAL AFRICAN REP							
PAYMENT WAIVED	370	-	-	-	-	-	-
	370	-	-	-	-	-	-
CHAD							
PAYMENT WAIVED	4,646	-	-	-	-	-	-
	4,646	-	-	-	-	-	-
COMOROS							
PAYMENT WAIVED	85	-	-	-	-	-	-
	85	-	-	-	-	-	-
CONGO (BRAZZAVILLE)							
PAYMENT WAIVED	13	-	-	-	-	-	-
	13	-	-	-	-	-	-

TOTALS MAY NOT ADD DUE TO ROUNDING

* LESS THAN \$500

FOREIGN MILITARY FINANCING PROGRAM (CONTINUED)

(DOLLARS IN THOUSANDS)

	<u>FY 2000</u>	<u>FY 2001</u>	<u>FY 2002</u>	<u>FY 2003</u>	<u>FY 2004</u>	<u>FY 1950</u>	<u>FY 2004</u>	
	1,750	2,445	36,207	8,600	-	53,202		EUROPE (CONTINUED)
	1,750	2,445	36,207	8,600	-	53,202		UZBEKISTAN
								PAYMENT WAIVED
	10,250	18,697	34,300	28,550	22,947	862,443		AFRICA
	10,250	18,697	34,300	28,550	22,947	277,031		PAYMENT WAIVED
						147,734		DOD DIRECT
						437,677		DOD GUARANTY
								ANGOLA
				150	200	2,350		PAYMENT WAIVED
								BENIN
						3,527		PAYMENT WAIVED
								BOTSWANA
		1,597	1,000	728	500	27,221		PAYMENT WAIVED
		1,597	1,000	728	500	9,221		DOD DIRECT
						5,000		DOD DIRECT
						13,000		DOD GUARANTY
								BURUNDI
						315		PAYMENT WAIVED
								CAMEROON
				150		27,578		PAYMENT WAIVED
				150		1,178		DOD DIRECT
						5,000		DOD DIRECT
						21,400		DOD GUARANTY
								CAPE VERDE
						2,085		PAYMENT WAIVED
								CENTRAL AFRICAN REP
						370		PAYMENT WAIVED
								CHAD
				5		4,651		PAYMENT WAIVED
				5		4,651		COMOROS
								PAYMENT WAIVED
						85		CONGO (BRAZZAVILLE)
						13		PAYMENT WAIVED
						13		

TOTALS MAY NOT ADD DUE TO ROUNDING

* LESS THAN \$500

FOREIGN MILITARY FINANCING PROGRAM (CONTINUED)

(DOLLARS IN THOUSANDS)

	<u>FY 1950</u>	<u>FY 1994</u>	<u>FY 1995</u>	<u>FY 1996</u>	<u>FY 1997</u>	<u>FY 1998</u>	<u>FY 1999</u>
<u>AFRICA (CONTINUED)</u>							
CONGO (KINSHASA)	134,536	-	-	-	-	-	-
PAYMENT WAIVED	2,986	-	-	-	-	-	-
DOD DIRECT	91,500	-	-	-	-	-	-
DOD GUARANTY	40,050	-	-	-	-	-	-
DJIBOUTI							
PAYMENT WAIVED	3,581	-	-	-	-	-	-
3,581							
EQUATORIAL GUINEA							
PAYMENT WAIVED	319	-	-	-	-	-	-
319							
ERITREA							
PAYMENT WAIVED	200	460	2,613	1,750	1,000	1,000	-
200		460	2,613	1,750	1,000	1,000	-
ETHIOPIA							
PAYMENT WAIVED	36,500	300	1,430	1,000	1,000	1,000	2,900
500		300	1,430	1,000	1,000	1,000	2,900
DOD DIRECT	36,000	-	-	-	-	-	-
36,000							
GABON							
PAYMENT WAIVED	15,557	-	-	-	-	-	-
15,557							
DOD DIRECT	357	-	-	-	-	-	-
2,000							
DOD GUARANTY	13,200	-	-	-	-	-	-
13,200							
GAMBIA							
PAYMENT WAIVED	1,950	-	-	-	-	-	-
1,950							
GHANA							
PAYMENT WAIVED	2,035	-	-	-	-	3,300	1,300
2,035						3,300	1,300
GUINEA							
PAYMENT WAIVED	1,440	-	-	-	-	-	-
1,440							
GUINEA-BISSAU							
PAYMENT WAIVED	2,455	-	-	-	-	-	-
2,455							
IVORY COAST							
PAYMENT WAIVED	2,817	-	-	-	-	1,200	500
2,817						1,200	500
KENYA							
PAYMENT WAIVED	158,379	-	-	-	-	-	-
158,379							
DOD DIRECT	379	-	-	-	-	-	-
3,000							
DOD GUARANTY	155,000	-	-	-	-	-	-
155,000							

TOTALS MAY NOT ADD DUE TO ROUNDING

* LESS THAN \$500

FOREIGN MILITARY FINANCING PROGRAM (CONTINUED)

(DOLLARS IN THOUSANDS)

	FY 2000	FY 2001	FY 2002	FY 2003	FY 2004	FY 1950 FY 2004	
	-	-	-	-	-	134,536	AFRICA (CONTINUED)
	-	-	-	-	-	2,986	CONGO (KINSHASA)
	-	-	-	-	-	91,500	PAYMENT WAIVED
	-	-	-	-	-	40,050	DOD DIRECT
	-	-	-	-	-		DOD GUARANTY
	100	100	1,500	13,400	6,378	24,959	DJIBOUTI
	-	-	-	-	-	24,959	PAYMENT WAIVED
	-	-	-	-	-	319	EQUATORIAL GUINEA
	-	-	-	-	-	319	PAYMENT WAIVED
	-	-	-	-	-	6,463	ERITREA
	-	-	-	-	-	6,463	PAYMENT WAIVED
	-	-	-	-	-	200	ETHIOPIA
	-	-	-	-	-	240	PAYMENT WAIVED
	-	-	-	-	-	2,480	DOD DIRECT
	-	-	-	-	-	4,285	DOD GUARANTY
	-	-	-	-	-	8	GABON
	-	-	-	-	-	8	PAYMENT WAIVED
	-	-	-	-	-	365	DOD DIRECT
	-	-	-	-	-	2,000	DOD GUARANTY
	-	-	-	-	-	13,200	GAMBIA
	-	-	-	-	-	1,950	PAYMENT WAIVED
	-	-	-	-	-	1,950	GHANA
	-	-	-	-	-	9,602	PAYMENT WAIVED
	500	500	1,050	680	737	9,602	GUINEA
	-	-	-	-	-	4,440	PAYMENT WAIVED
	-	-	-	-	-	4,440	GUINEA-BISSAU
	-	-	-	-	-	2,455	PAYMENT WAIVED
	-	-	-	-	-	2,455	IVORY COAST
	-	-	-	-	-	4,517	PAYMENT WAIVED
	-	-	-	-	-	4,517	KENYA
	-	-	-	-	-	184,514	PAYMENT WAIVED
	-	-	-	-	-	26,514	DOD DIRECT
	-	-	-	-	-	3,000	DOD GUARANTY
	-	-	-	-	-	155,000	

TOTALS MAY NOT ADD DUE TO ROUNDING

* LESS THAN \$500

FOREIGN MILITARY FINANCING PROGRAM (CONTINUED)
(DOLLARS IN THOUSANDS)

	<u>FY 1950</u>	<u>FY 1994</u>	<u>FY 1995</u>	<u>FY 1996</u>	<u>FY 1997</u>	<u>FY 1998</u>	<u>FY 1999</u>
<u>AFRICA (CONTINUED)</u>							
LESOTHO							
PAYMENT WAIVED	200	-	-	-	-	-	-
	200	-	-	-	-	-	-
LIBERIA							
DOD DIRECT	28,515	-	-	-	-	-	-
DOD GUARANTY	4,851	-	-	-	-	-	-
	23,664	-	-	-	-	-	-
MADAGASCAR							
PAYMENT WAIVED	561	-	-	-	-	-	-
	561	-	-	-	-	-	-
MALAWI							
PAYMENT WAIVED	1,491	-	-	-	569	900	-
	1,491	-	-	-	569	900	-
MALI							
PAYMENT WAIVED	895	-	-	-	-	1,600	600
DOD DIRECT	847	-	-	-	-	1,600	600
	48	-	-	-	-	-	-
MAURITIUS							
PAYMENT WAIVED	650	-	-	-	-	-	-
	650	-	-	-	-	-	-
MOZAMBIQUE							
PAYMENT WAIVED	400	-	-	200	-	-	-
	400	-	-	200	-	-	-
NAMIBIA							
PAYMENT WAIVED	3,700	270	400	400	-	-	-
	3,700	270	400	400	-	-	-
NIGER							
PAYMENT WAIVED	11,169	-	-	-	-	-	-
DOD GUARANTY	5,669 A/	-	-	-	-	-	-
	5,500	-	-	-	-	-	-
NIGERIA							
PAYMENT WAIVED	369	-	-	-	-	-	-
DOD DIRECT	34	-	-	-	-	-	-
	335	-	-	-	-	-	-
RWANDA							
PAYMENT WAIVED	2,379	300	400	400	-	-	-
DOD GUARANTY	879	300	400	400	-	-	-
	1,500	-	-	-	-	-	-
SAO TOME & PRINCIPE							
PAYMENT WAIVED	585	-	-	-	-	-	-
	585	-	-	-	-	-	-
SENEGAL							
PAYMENT WAIVED	22,553	-	-	-	1,965	900	2,600
DOD GUARANTY	14,553 A/	-	-	-	1,965	900	2,600
	8,000	-	-	-	-	-	-

TOTALS MAY NOT ADD DUE TO ROUNDING

* LESS THAN \$500

FOREIGN MILITARY FINANCING PROGRAM (CONTINUED)
(DOLLARS IN THOUSANDS)

	FY 2000	FY 2001	FY 2002	FY 2003	FY 2004	FY 1950 FY 2004	
	-	-	-	-	-	200	AFRICA (CONTINUED)
	-	-	-	-	-	200	LESOTHO
	-	-	-	-	-		PAYMENT WAIVED
	-	-	-	-	-	28,515	LIBERIA
	-	-	-	-	-	4,851	DOD DIRECT
	-	-	-	-	-	23,664	DOD GUARANTY
	-	-	-	-	-	561	MADAGASCAR
	-	-	-	-	-		PAYMENT WAIVED
	-	-	-	-	-	2,960	MALAWI
	-	-	-	-	-	2,960	PAYMENT WAIVED
	-	200	-	-	-	3,295	MALI
	-	200	-	-	-	3,247	PAYMENT WAIVED
	-	-	-	-	-	48	DOD DIRECT
	-	-	-	-	-	650	MAURITIUS
	-	-	-	-	-	650	PAYMENT WAIVED
	-	-	-	40	-	640	MOZAMBIQUE
	-	-	-	40	-	640	PAYMENT WAIVED
	-	-	-	-	-	4,370	NAMIBIA
	-	-	-	-	-	4,370	PAYMENT WAIVED
	-	-	-	-	-	11,169	NIGER
	-	-	-	-	-	5,669	PAYMENT WAIVED
	-	-	-	-	-	5,500	DOD GUARANTY
10,000	10,000	6,000	-	-	-	26,369	NIGERIA
10,000	10,000	6,000	-	-	-	26,034	PAYMENT WAIVED
-	-	-	-	-	-	335	DOD DIRECT
-	-	-	-	-	-	3,079	RWANDA
-	-	-	-	-	-	1,579	PAYMENT WAIVED
-	-	-	-	-	-	1,500	DOD GUARANTY
-	-	-	-	-	-	1,085	SAO TOME & PRINCIPE
-	-	-	-	-	-	1,085	PAYMENT WAIVED
-	800	250	-	500	-	30,785	SENEGAL
-	800	250	-	730	987	22,785	PAYMENT WAIVED
-	-	-	-	-	-	8,000	DOD GUARANTY

TOTALS MAY NOT ADD DUE TO ROUNDING

* LESS THAN \$500

FOREIGN MILITARY FINANCING PROGRAM (CONTINUED)

(DOLLARS IN THOUSANDS)

	FY 1950	FY 1994	FY 1995	FY 1996	FY 1997	FY 1998	FY 1999
<u>AFRICA (CONTINUED)</u>							
SEYCHELLES	555	-	-	-	-	-	-
PAYMENT WAIVED	555	-	-	-	-	-	-
SIERRA LEONE	3,048 A/	-	-	-	-	-	-
PAYMENT WAIVED	3,048	-	-	-	-	-	-
SOMALIA	55,066	-	-	-	-	-	-
DOD GUARANTY	55,066	-	-	-	-	-	-
SOUTH AFRICA	-	-	-	-	-	350	300
PAYMENT WAIVED	-	-	-	-	-	350	300
SUDAN	148,275	-	-	-	-	-	-
PAYMENT WAIVED	148,275	-	-	-	-	-	-
DOD GUARANTY	46,977	-	-	-	-	-	-
	101,297	-	-	-	-	-	-
SWAZILAND	-	-	-	-	-	-	-
PAYMENT WAIVED	-	-	-	-	-	-	-
TANZANIA	150	-	-	-	-	-	-
PAYMENT WAIVED	150	-	-	-	-	-	-
TOGO	348	-	-	-	-	-	-
PAYMENT WAIVED	348	-	-	-	-	-	-
UGANDA	495	-	-	2,000	3,965	3,900	-
PAYMENT WAIVED	495	-	-	2,000	3,965	3,900	-
ZAMBIA	450	-	-	-	-	-	-
PAYMENT WAIVED	450	-	-	-	-	-	-
ZIMBABWE	2,240	-	-	-	-	-	-
PAYMENT WAIVED	2,240	-	-	-	-	-	-
WESTERN HEMISPHERE	1,857,668	16,998	2,000	2,000	2,000	5,350	6,640
PAYMENT WAIVED	587,035	16,998	2,000	2,000	2,000	5,350	6,640
DOD DIRECT	465,390	-	-	-	-	-	-
DOD GUARANTY	805,243	-	-	-	-	-	-
ANTIGUA & BARBUDA	2,397	40	50	50	225	310	410
PAYMENT WAIVED	2,397	40	50	50	225	310	410

TOTALS MAY NOT ADD DUE TO ROUNDING

* LESS THAN \$500

FOREIGN MILITARY FINANCING PROGRAM (CONTINUED)

(DOLLARS IN THOUSANDS)

	FY 2000	FY 2001	FY 2002	FY 2003	FY 2004	FY 1950 FY 2004	
	-	-	-	-	-	555	AFRICA (CONTINUED)
	-	-	-	-	-	555	SEYCHELLES PAYMENT WAIVED
	-	-	-	40	300	3,388	SIERRA LEONE PAYMENT WAIVED
	-	-	-	-	-	55,066	SOMALIA DOD GUARANTY
	-	-	-	-	-	14,550	SOUTH AFRICA PAYMENT WAIVED
250	1,000	6,700	5,950	-	-	148,275	SUDAN PAYMENT WAIVED
250	1,000	6,700	5,950	-	-	46,977	DOD GUARANTY
	-	-	-	-	-	101,297	
	-	-	-	3	-	3	SWAZILAND PAYMENT WAIVED
	-	-	-	-	-	150	TANZANIA PAYMENT WAIVED
	-	-	-	-	-	150	TANZANIA PAYMENT WAIVED
	-	-	-	20	200	568	TOGO PAYMENT WAIVED
	-	-	-	20	200	568	TOGO PAYMENT WAIVED
	-	-	-	60	2,290	12,710	UGANDA PAYMENT WAIVED
	-	-	-	60	2,290	12,710	UGANDA PAYMENT WAIVED
	-	500	-	100	-	1,050	ZAMBIA PAYMENT WAIVED
	-	500	-	100	-	1,050	ZAMBIA PAYMENT WAIVED
	-	-	-	-	-	2,240	ZIMBABWE PAYMENT WAIVED
	-	-	-	-	-	2,240	ZIMBABWE PAYMENT WAIVED
4,000	6,682	12,200	34,440	120,114	2,068,092	797,459	WESTERN HEMISPHERE PAYMENT WAIVED
4,000	6,682	12,200	34,440	120,114	2,068,092	797,459	WESTERN HEMISPHERE PAYMENT WAIVED
	-	-	-	-	-	805,243	DOD DIRECT DOD GUARANTY
515	640	670	-	-	1,353	6,610	ANTIGUA & BARBUDA PAYMENT WAIVED
515	640	670	-	-	1,353	6,610	ANTIGUA & BARBUDA PAYMENT WAIVED

TOTALS MAY NOT ADD DUE TO ROUNDING

* LESS THAN \$500

FOREIGN MILITARY FINANCING PROGRAM (CONTINUED)
(DOLLARS IN THOUSANDS)

	<u>FY 1950</u>	<u>FY 1994</u>	<u>FY 1995</u>	<u>FY 1996</u>	<u>FY 1997</u>	<u>FY 1998</u>	<u>FY 1999</u>
<u>WESTERN HEMISPHERE (CONTINUED)</u>							
ARGENTINA	180,379	-	-	-	-	1,250	1,850
PAYMENT WAIVED	4,500	-	-	-	-	1,250	1,850
DOD DIRECT	63,240	-	-	-	-	-	-
DOD GUARANTY	112,639	-	-	-	-	-	-
BAHAMAS	-	40	40	75	75	140	130
PAYMENT WAIVED	-	-	-	-	-	140	130
BARBADOS	2,807	95	95	200	100	75	75
PAYMENT WAIVED	2,807	-	-	200	100	75	75
BELIZE	1,660	-	-	75	75	100	100
PAYMENT WAIVED	1,660	-	-	75	75	100	100
BOLIVIA	142,790	3,229	3,229	-	-	-	-
PAYMENT WAIVED	119,790	-	-	-	-	-	-
DOD DIRECT	8,000	-	-	-	-	-	-
DOD GUARANTY	15,000	-	-	-	-	-	-
BOLIVIA - INTL NARC	1,000	-	-	-	-	-	-
PAYMENT WAIVED	1,000	-	-	-	-	-	-
BRAZIL	264,617	-	-	-	-	-	-
DOD DIRECT	111,303	-	-	-	-	-	-
DOD GUARANTY	153,315	-	-	-	-	-	-
CHILE	65,524	-	-	-	-	300	400
PAYMENT WAIVED	-	-	-	-	-	300	400
DOD DIRECT	61,490	-	-	-	-	-	-
DOD GUARANTY	4,034	-	-	-	-	-	-
COLOMBIA	338,256	10,000	10,000	-	-	-	-
PAYMENT WAIVED	178,489	-	-	-	-	-	-
DOD DIRECT	42,168	-	-	-	-	-	-
DOD GUARANTY	117,600	-	-	-	-	-	-
COLOMBIA - INTL NARC	1,996	-	-	-	-	-	-
PAYMENT WAIVED	1,996	-	-	-	-	-	-
COSTA RICA	5,000	-	-	-	-	-	-
DOD GUARANTY	5,000	-	-	-	-	-	-

TOTALS MAY NOT ADD DUE TO ROUNDING

* LESS THAN \$500

FOREIGN MILITARY FINANCING PROGRAM (CONTINUED)

(DOLLARS IN THOUSANDS)

	FY 2000	FY 2001	FY 2002	FY 2003	FY 2004	FY 1950 FY 2004	
	450	998	1,500	1,990	-	188,417	ARGENTINA
	450	998	1,500	1,990	-	12,538	PAYMENT WAIVED
	-	-	-	-	-	63,240	DOD DIRECT
	-	-	-	-	-	112,639	DOD GUARANTY
	50	139	100	90	99	938	BAHAMAS
	50	139	100	90	99	938	PAYMENT WAIVED
	55	135	130	-	-	3,672	BARBADOS
	55	135	130	-	-	3,672	PAYMENT WAIVED
	100	200	200	290	191	2,991	BELIZE
	100	200	200	290	191	2,991	PAYMENT WAIVED
	250	597	500	1,990	3,976	153,332	BOLIVIA
	250	597	500	1,990	3,976	130,332	PAYMENT WAIVED
	-	-	-	-	-	8,000	DOD DIRECT
	-	-	-	-	-	15,000	DOD GUARANTY
	-	-	-	-	-	1,000	BOLIVIA - INTL NARC
	-	-	-	-	-	1,000	PAYMENT WAIVED
	-	-	-	-	-	264,617	BRAZIL
	-	-	-	-	-	111,303	DOD DIRECT
	-	-	-	-	-	153,315	DOD GUARANTY
	-	-	-	-	-	69,259	CHILE
	-	-	-	-	-	3,735	PAYMENT WAIVED
	-	-	-	-	-	61,490	DOD DIRECT
	-	-	-	-	-	4,034	DOD GUARANTY
	-	-	-	-	-	463,806	COLOMBIA
	-	-	-	-	-	304,039	PAYMENT WAIVED
	-	-	-	-	-	42,168	DOD DIRECT
	-	-	-	-	-	117,600	DOD GUARANTY
	-	-	-	-	-	1,996	COLOMBIA - INTL NARC
	-	-	-	-	-	1,996	PAYMENT WAIVED
	-	-	-	-	-	5,000	COSTA RICA
	-	-	-	-	-	5,000	DOD GUARANTY

TOTALS MAY NOT ADD DUE TO ROUNDING

* LESS THAN \$500

FOREIGN MILITARY FINANCING PROGRAM (CONTINUED)
(DOLLARS IN THOUSANDS)

	<u>FY 1950</u>	<u>FY 1954</u>	<u>FY 1995</u>	<u>FY 1996</u>	<u>FY 1997</u>	<u>FY 1998</u>	<u>FY 1999</u>
<u>WESTERN HEMISPHERE (CONTINUED)</u>							
DOMINICA							
PAYMENT WAIVED	1,847	1,847	40	50	100	115	145
DOMINICAN REPUBLIC							
PAYMENT WAIVED	27,774	4,076	-	-	100	225	370
DOD DIRECT	3,500	20,198	-	-	-	-	-
DOD GUARANTY	-	-	-	-	-	-	-
ECUADOR							
PAYMENT WAIVED	70,583	5,019	-	-	-	-	-
DOD DIRECT	8,466	56,498	-	-	-	-	-
DOD GUARANTY	-	-	-	-	-	-	-
ECUADOR - INTL NARC							
PAYMENT WAIVED	485	485	-	-	-	-	-
EL SALVADOR							
PAYMENT WAIVED	288,403	177,830 G/	-	-	-	-	-
DOD DIRECT	13,373	97,200	-	-	-	-	-
DOD GUARANTY	-	-	-	-	-	-	-
GUATEMALA							
PAYMENT WAIVED	1,844	1,844	40	350	100	145	190
DOD DIRECT	13,606	2,887	-	-	-	-	-
DOD GUARANTY	9,327	1,391	-	-	-	-	-
GUYANA							
PAYMENT WAIVED	180	180	-	75	-	100	100
HAITI							
PAYMENT WAIVED	4,098	1,998	3,000	-	225	650	300
DOD GUARANTY	2,100	-	-	-	-	-	-
HONDURAS							
PAYMENT WAIVED	109,810	57,380	-	-	-	-	-
DOD DIRECT	3,000	49,430	-	-	-	-	-
DOD GUARANTY	-	-	-	-	-	-	-
JAMAICA							
PAYMENT WAIVED	7,786	299	299	600	415	450	475
DOD GUARANTY	5,199	-	-	-	415	450	475
DOD GUARANTY	2,587	-	-	-	-	-	-

TOTALS MAY NOT ADD DUE TO ROUNDING

* LESS THAN \$500

FOREIGN MILITARY FINANCING PROGRAM (CONTINUED)

(DOLLARS IN THOUSANDS)

	FY 2000	FY 2001	FY 2002	FY 2003	FY 2004	FY 1950 FY 2004	
	150	291	285	-	280	3,303	WESTERN HEMISPHERE (CONTINUED)
	150	291	285	-	280	3,303	DOMINICA PAYMENT WAIVED
	400	649	350	300	2,000	32,168	DOMINICAN REPUBLIC PAYMENT WAIVED
	-	-	-	-	-	8,470	DOD DIRECT
	-	-	-	-	-	3,500	DOD DIRECT
	-	-	-	-	-	20,198	DOD GUARANTY
	-	-	3,000	990	-	74,573	ECUADOR
	-	-	3,000	990	-	9,609	PAYMENT WAIVED
	-	-	-	-	-	8,466	DOD DIRECT
	-	-	-	-	-	56,498	DOD GUARANTY
	-	-	-	-	-	485	ECUADOR - INTL NARC PAYMENT WAIVED
	-	-	1,000	2,480	5,500	297,383	EL SALVADOR
	-	-	1,000	2,480	5,500	186,810	PAYMENT WAIVED
	-	-	-	-	-	13,373	DOD DIRECT
	-	-	-	-	-	97,200	DOD GUARANTY
	165	225	210	222	429	3,920	GUATEMALA
	165	225	210	222	429	3,920	PAYMENT WAIVED
	-	-	-	-	-	13,606	GUATEMALA
	-	-	-	-	-	2,887	PAYMENT WAIVED
	-	-	-	-	-	9,327	DOD DIRECT
	-	-	-	-	-	1,391	DOD GUARANTY
	100	124	200	390	95	1,364	GUAYANA
	100	124	200	390	95	1,364	PAYMENT WAIVED
	300	-	300	390	295	9,558	HAITI
	300	-	300	390	295	7,458	PAYMENT WAIVED
	-	-	-	-	-	2,100	DOD GUARANTY
	-	-	-	-	-	168	HONDURAS
	-	-	-	-	-	2,375	PAYMENT WAIVED
	-	-	-	-	-	59,923	DOD DIRECT
	-	-	-	-	-	3,000	DOD DIRECT
	-	-	-	-	-	49,430	DOD GUARANTY
	500	584	600	690	597	12,996	JAMAICA
	500	584	600	690	597	10,409	PAYMENT WAIVED
	-	-	-	-	-	2,587	DOD GUARANTY

TOTALS MAY NOT ADD DUE TO ROUNDING

* LESS THAN \$500

FOREIGN MILITARY FINANCING PROGRAM (CONTINUED)

(DOLLARS IN THOUSANDS)

	<u>FY 1950</u>	<u>FY 1994</u>	<u>FY 1995</u>	<u>FY 1996</u>	<u>FY 1997</u>	<u>FY 1998</u>	<u>FY 1999</u>
<u>WESTERN HEMISPHERE (CONTINUED)</u>							
MEXICO							
DOD DIRECT	4,298	-	-	-	-	-	-
NICARAGUA							
PAYMENT WAIVED	8,000	-	-	-	-	-	-
DOD GUARANTY	8,000	-	-	-	-	-	-
PANAMA							
PAYMENT WAIVED	22,328	-	-	-	-	-	590
DOD DIRECT	3,828	-	-	-	-	-	590
DOD GUARANTY	18,500	-	-	-	-	-	-
PARAGUAY							
PAYMENT WAIVED	957	-	-	-	-	-	-
DOD DIRECT	250	-	-	-	-	-	-
DOD GUARANTY	318	-	-	-	-	-	-
PERU							
PAYMENT WAIVED	131,540	-	-	-	-	-	-
DOD DIRECT	28,978	-	-	-	-	-	-
DOD GUARANTY	102,562	-	-	-	-	-	-
PERU - INTL NARC							
PAYMENT WAIVED	6,879	-	-	-	-	-	-
ST KITTS AND NEVIS							
PAYMENT WAIVED	1,727	40	40	50	100	130	155
ST LUCIA							
PAYMENT WAIVED	1,727	40	40	50	100	130	155
ST VINCENT + GREN.							
PAYMENT WAIVED	2,278	40	40	50	100	160	195
PAYMENT WAIVED	2,278	40	40	50	100	160	195
SURINAME							
PAYMENT WAIVED	1,617	40	40	50	100	110	130
PAYMENT WAIVED	1,617	40	40	50	100	110	130
TRINIDAD + TOBAGO							
PAYMENT WAIVED	-	-	-	75	-	-	-
PAYMENT WAIVED	-	-	-	75	-	-	-
URUGUAY							
PAYMENT WAIVED	2,300	95	95	300	285	290	225
PAYMENT WAIVED	2,300	95	95	300	285	290	225
DOD DIRECT	18,349	-	-	-	-	800	800
DOD DIRECT	18,349	-	-	-	-	800	800
DOD GUARANTY	8,349	-	-	-	-	-	-
DOD GUARANTY	8,349	-	-	-	-	-	-
DOD GUARANTY	10,000	-	-	-	-	-	-
DOD GUARANTY	10,000	-	-	-	-	-	-

TOTALS MAY NOT ADD DUE TO ROUNDING

* LESS THAN \$500

FOREIGN MILITARY FINANCING PROGRAM (CONTINUED)

(DOLLARS IN THOUSANDS)

	<u>FY 2000</u>	<u>FY 2001</u>	<u>FY 2002</u>	<u>FY 2003</u>	<u>FY 2004</u>	<u>FY 1950</u>	<u>FY 2004</u>	
	-	-	-	-	-	4,298	-	MEXICO
	-	-	-	-	-	4,298	-	DOD DIRECT
	-	-	500	1,000	938	10,438	-	NICARAGUA
	-	-	500	1,000	938	2,438	-	PAYMENT WAIVED
	-	-	-	-	-	8,000	-	DOD GUARANTY
	-	-	-	990	2,000	25,908	-	PANAMA
	-	-	-	990	2,000	3,580	-	PAYMENT WAIVED
	-	-	-	-	-	3,828	-	DOD DIRECT
	-	-	-	-	-	18,500	-	DOD GUARANTY
	-	597	-	-	-	1,554	-	PARAGUAY
	-	597	-	-	-	847	-	PAYMENT WAIVED
	-	-	-	-	-	318	-	DOD DIRECT
	-	-	-	-	-	389	-	DOD GUARANTY
	-	-	-	990	-	132,530	-	PERU
	-	-	-	990	-	990	-	PAYMENT WAIVED
	-	-	-	-	-	28,978	-	DOD DIRECT
	-	-	-	-	-	102,562	-	DOD GUARANTY
	-	-	-	-	-	6,879	-	PERU - INTL NARC
	-	-	-	-	-	6,879	-	PAYMENT WAIVED
125	260	260	260	271	516	3,634	-	ST KITTS AND NEVIS
125	260	260	260	271	516	3,634	-	PAYMENT WAIVED
165	275	275	275	289	559	4,386	-	ST LUCIA
165	275	275	275	289	559	4,386	-	PAYMENT WAIVED
125	170	170	170	-	-	2,512	-	ST VINCENT + GREN.
125	170	170	170	-	-	2,512	-	PAYMENT WAIVED
-	-	-	150	240	114	579	-	SURINAME
-	-	-	150	240	114	579	-	PAYMENT WAIVED
250	300	300	300	390	-	4,735	-	TRINIDAD + TOBAGO
250	300	300	300	390	-	4,735	-	PAYMENT WAIVED
300	-	-	1,000	1,490	-	22,739	-	URUGUAY
300	-	-	1,000	1,490	-	4,390	-	PAYMENT WAIVED
-	-	-	-	-	-	8,349	-	DOD DIRECT
-	-	-	-	-	-	10,000	-	DOD GUARANTY

TOTALS MAY NOT ADD DUE TO ROUNDING

* LESS THAN \$500

FOREIGN MILITARY FINANCING PROGRAM (CONTINUED)
(DOLLARS IN THOUSANDS)

	<u>FY 1950</u>	<u>FY 1954</u>	<u>FY 1995</u>	<u>FY 1996</u>	<u>FY 1997</u>	<u>FY 1998</u>	<u>FY 1999</u>
<u>WESTERN HEMISPHERE (CONTINUED)</u>							
<u>VENEZUELA</u>							
DOD DIRECT	124,551	-	-	-	-	-	-
DOD GUARANTY	95,751	-	-	-	-	-	-
	28,800	-	-	-	-	-	-
<u>NON REGIONAL</u>							
PAYMENT WAIVED	134,726	22,145	23,250	23,183	-	-	-
DOD DIRECT	134,526	22,145	23,250	23,183	-	-	-
	200	-	-	-	-	-	-
<u>FYFP ADMIN COSTS</u>							
PAYMENT WAIVED	134,726	22,145	23,250	23,183	-	-	-
DOD DIRECT	134,526	22,145	23,250	23,183	-	-	-
	200	-	-	-	-	-	-
<u>INTERNATL. ORG. AND VARIOUS</u>							
PAYMENT WAIVED	25,452	2,370	1,400	-	-	-	-
DOD DIRECT	2,342	2,370	1,400	-	-	-	-
	23,110	-	-	-	-	-	-

TOTALS MAY NOT ADD DUE TO ROUNDING

* LESS THAN \$500

FOREIGN MILITARY FINANCING PROGRAM (CONTINUED)

(DOLLARS IN THOUSANDS)

	<u>FY 2000</u>	<u>FY 2001</u>	<u>FY 2002</u>	<u>FY 2003</u>	<u>FY 2004</u>	<u>FY 1950</u>	<u>FY 2004</u>	
	-	-	-	-	-	124,551	-	WESTERN HEMISPHERE (CONTINUED)
	-	-	-	-	-	95,751	-	VENEZUELA
	-	-	-	-	-	28,800	-	DOD DIRECT
	-	-	-	-	-	-	-	DOD GUARANTY
	-	-	-	-	-	203,304	-	NON REGIONAL
	-	-	-	-	-	203,104	-	PAYMENT WAIVED
	-	-	-	-	-	200	-	DOD DIRECT
	-	-	-	-	-	203,304	-	FMP ADMIN COSTS
	-	-	-	-	-	203,104	-	PAYMENT WAIVED
	-	-	-	-	-	200	-	DOD DIRECT
	-	100	-	-	-	29,322	-	INTERNAT. ORG. AND VARIOUS
	-	100	-	-	-	6,212	-	PAYMENT WAIVED
	-	-	-	-	-	23,110	-	DOD DIRECT

TOTALS MAY NOT ADD DUE TO ROUNDING

* LESS THAN \$500

FOREIGN MILITARY FINANCING PROGRAM (CONTINUED)

A/ P.L. 101-513, SECTION 515(B), DATED NOVEMBER 5, 1990, DEOBLIGATED/REOBLIGATED FOREIGN MILITARY FINANCING GRANT AND DIRECT LOAN FUNDS AS FOLLOWS: SUDAN \$3,022,790.00 IN FY 1982; MALAWI \$700 THOUSAND IN FY 1990, FOR A TOTAL OF \$3,722,790.00 IN GRANT DEOBLIGATIONS. THESE GRANT FUNDS WERE REOBLIGATED IN FY 1991 TO THE FOLLOWING COUNTRIES: NIGER \$1,022,790.00; SENEGAL \$2.0 MILLION; SIERRA LEONE \$700 THOUSAND. DIRECT LOANS WERE DEOBLIGATED AS FOLLOWS: MALAYSIA \$4.0 MILLION IN FY 1985, \$1.484 MILLION IN FY 1986; PHILIPPINES \$15.0 MILLION IN FY 1985, \$14.355 MILLION IN FY 1986; TUNISIA \$15.161 MILLION IN FY 1986, FOR A TOTAL OF \$50.0 MILLION. THESE DIRECT LOAN FUNDS WERE REOBLIGATED TO TURKEY IN FY 1991.

B/ P.L. 102-391, DATED OCTOBER 6, 1992, RESCINDED A TOTAL OF \$45.75 MILLION OF FOREIGN MILITARY FINANCING AND MAP MERGER FUNDS. FOREIGN MILITARY FINANCING GRANT FUNDS WERE RESCINDED IN FY 1991 AS FOLLOWS: EQUATORIAL GUINEA \$390 THOUSAND; MALAWI \$2.2 MILLION; PERU INTL NARC \$11,538,261.23; PHILIPPINES \$11,457,429.85, FOR A TOTAL OF \$25.585 MILLION.

C/ EXCLUDES \$50 MILLION FOR ISRAEL ANTI-TERRORISM AND \$6.5 MILLION FOR DEMINING TRANSFERRED FROM THE NONPROLIFERATION, ANTI-TERRORISM, DEMINING AND RELATED PROGRAMS APPROPRIATION TO THE FOREIGN MILITARY FINANCING APPROPRIATION PURSUANT TO THE FY 1997 FOREIGN ASSISTANCE APPROPRIATIONS ACT, P.L. 104-208. EXCLUDES \$2.4 MILLION FOR DEMINING TRANSFERRED FROM THE NONPROLIFERATION, ANTI-TERRORISM, DEMINING AND RELATED PROGRAMS APPROPRIATION TO THE FOREIGN MILITARY FINANCING APPROPRIATIONS PURSUANT TO THE FY 1998 FOREIGN ASSISTANCE APPROPRIATIONS ACT, P.L. 105-118.

D/ IN FY 1994, P.L. 103-211 RESCINDED \$91,721 THOUSAND OF FOREIGN MILITARY FINANCING AND MAP MERGER FUNDS INVOLVING 29 COUNTRIES AND INTERNATIONAL ORGANIZATIONS AS FOLLOWS: FOREIGN MILITARY FINANCING FUNDS OF \$90,282 THOUSAND AND MAP MERGER FUNDS OF \$439 THOUSAND. SECDEF MESSAGE DTG 261745Z APRIL 1994, SUBJECT: FY 1994 FOREIGN MILITARY FINANCING (FMF) RESCISSION, PROVIDES DETAILS REGARDING COUNTRIES AND FISCAL YEARS AFFECTED BY THIS RESCISSION.

E/ INCLUDES \$1.5 BILLION FOR EGYPT AND \$2.2 BILLION FOR ISRAEL AUTHORIZED BY P.L. 36-38 (SUPPLEMENTAL APPROPRIATIONS ACT, JULY 25, 1979).

F/ INCLUDES \$500.0 MILLION AUTHORIZED BY P.L. 91-441 AND APPROPRIATED BY P.L. 91-665 (SUPPLEMENTAL APPROPRIATIONS ACT, JANUARY 8, 1971) AND \$2,182,664 THOUSAND PURSUANT TO P.L. 93-199 (EMERGENCY SECURITY ASSISTANCE ACT, DECEMBER 26, 1973).

G/ EXCLUDES \$13.0 MILLION OF FY 1991 GRANTS ORIGINALLY ALLOCATED TO EL SALVADOR WHICH WERE TRANSFERRED TO THE FUND FOR CEASE-FIRE MONITORING, DEMOBILIZATION, AND TRANSITION TO PEACE PURSUANT TO SECTION 531(F) OF P.L. 101-513.

TOTALS MAY NOT ADD DUE TO ROUNDING

* LESS THAN \$500

COMMERCIAL EXPORTS LICENSED UNDER ARMS EXPORT CONTROL ACT

(DOLLARS IN THOUSANDS)

	FY 1950	FY 1995	FY 1996	FY 1997	FY 1998	FY 1999
WORLDWIDE	68,504,772	3,166,486	1,562,704	1,818,273	2,044,935	654,253
<u>EAST ASIA AND PACIFIC</u>	<u>20,760,395</u>	<u>1,054,284</u>	<u>597,902</u>	<u>718,846</u>	<u>618,427</u>	<u>186,535</u>
AUSTRALIA	2,415,019	60,539	56,702	61,484	71,076	18,650
BRUNEI	18,042	20,325	1,007	20,906	21,369	337
CAMBODIA	5	-	-	39	-	-
CANTON & ENDERBURY I	6	-	-	-	-	-
CHINA	186,321	200	204	111	389	-
EAST TIMOR	-	-	-	-	-	-
FUJI	1,586	10	11	-	-	-
FRENCH POLYNESIA (FR)	674	11,031	4	1	-	-
HONG KONG	216,840	1,018	1,525	284	1,388	1,103
INDONESIA	259,003	8,185	10,883	4,442	4,349	630
JAPAN	9,645,686	744,937	373,423	249,298	249,498	118,542
KIRIBATI (GILBERT IS)	3,396	-	-	-	-	-
KOREA (SEOUL)	3,076,747	61,574	85,356	47,079	60,105	10,711
LAOS	4	-	-	-	-	-
MACAU	704	54	20	49	30	74
MALAYSIA	545,617	11,813	8,644	34,790	2,900	2,811
MONGOLIA	-	-	-	-	-	-
MYANMAR	19,472	-	-	-	-	-
NAURU	236	-	-	-	-	-
NEW CALEDONIA (FR)	3,424	11	20	8	16	2
NEW ZEALAND	244,290	4,627	4,688	7,525	6,766	2,130
NIE	107	-	-	-	-	-
NORFOLK ISLAND (AUST)	* 2,681	-	204	1	76	58
PAPUA NEW GUINEA	*	-	-	-	-	-
PITCAIRN (UK)	*	-	-	-	-	-
REP OF PHILIPPINES	137,248	1,706	2,308	559	1,583	815
SINGAPORE	941,494	40,038	10,889	12,215	3,087	10,873
SOLOMON ISLANDS	135	169	-	74	74	-
TAIWAN	2,421,596	27,760	20,392	261,136	173,055	15,500
THAILAND	619,896	60,277	21,574	18,846	22,666	4,299
TOKELAU	18	-	-	-	-	-
TONGA	48	-	46	-	-	-
TUVALU	9	-	-	-	-	-
VANUATU	15	-	-	-	-	-
VIETNAM	70	10	-	*	-	-
WESTERN SAMOA	4	-	-	-	-	-
<u>NEAR EAST AND SOUTH ASIA</u>	<u>11,992,199</u>	<u>105,626</u>	<u>86,287</u>	<u>42,263</u>	<u>39,400</u>	<u>20,096</u>
AFGHANISTAN	597	-	20	37	375	-
ALGERIA	104,266	9,055	20	98	122	152
BAHRAIN	25,804	1,853	616	342	3,256	181
BANGLADESH	17,166	224	224	-	-	-
BHUTAN	240	-	-	-	-	-

TOTALS MAY NOT ADD DUE TO ROUNDING

* LESS THAN \$500

COMMERCIAL EXPORTS LICENSED UNDER ARMS EXPORT CONTROL ACT

(DOLLARS IN THOUSANDS)

	FY 2000	FY 2001	FY 2002	FY 2003	FY 2004	FY 1950 FY 2004	
	477,639	821,151	340,931	2,727,502	7,617,722	89,736,367	WORLDWIDE
	106,931	143,171	190,817	1,066,701	2,787,318	28,231,326	EAST ASIA AND PACIFIC
	10,923	21,655	3,429	95,396	269,565	3,084,439	AUSTRALIA
	45	2	-	98	1,105	83,236	BRUNEI
	-	-	-	-	-	44	CAMBODIA
	-	-	-	-	-	6	CANTON & ENDERBURY I
	-	-	-	-	-	187,226	CHINA
	-	-	-	-	21	21	EAST TIMOR
	-	-	-	-	-	1,606	FIJI
	393	783	384	481	13	11,723	FRENCH POLYNESIA (FR)
	64,663	63	20	1,642	9,616	225,921	HONG KONG
	10,946	66,715	29,788	902,108	1,646,265	298,833	INDONESIA
	-	15,476	18,024	27,781	327,660	3,396	JAPAN
	2	-	-	-	-	4	KIRIBATI (GILBERT IS)
	349	1,201	764	85	3,781	1,018	KOREA (SEOUL)
	-	-	-	-	-	656,810	LAOS
	-	-	-	-	3	3	MACAU
	-	-	-	-	-	19,472	MALAYSIA
	2	-	-	-	-	238	MONGOLIA
	29	-	-	108	164	3,782	MYANMAR
	284	308	45	9,747	26,937	307,347	NAURU
	-	-	-	-	-	107	NEW CALEDONIA (FR)
	28	-	-	-	-	-	NEW ZEALAND
	867	53	292	555	11,234	3,050	NIFE
	2,172	4,285	1,394	7,269	388,858	157,220	NORFOLK ISLAND (AUST)
	15,392	29,127	134,864	9,788	34,310	1,422,574	PAPUA NEW GUINEA
	836	3,503	1,813	7,700	25,598	452	PITCAIRN (UK)
	-	-	-	162	46	302	REP OF PHILIPPINES
	-	-	-	-	-	9	SINGAPORE
	-	-	-	-	-	15	SOLOMON ISLANDS
	-	-	-	-	-	80	TAIWAN
	-	-	-	-	60	64	THAILAND
	-	-	-	-	-	-	THAIKELAV
	-	-	-	-	-	-	TONGA
	-	-	-	-	-	-	TUVALU
	-	-	-	-	-	-	VANUATU
	-	-	-	-	-	-	VIETNAM
	-	-	-	-	-	-	WESTERN SAMOA
	35,321	15,592	6,460	108,498	1,301,950	13,753,692	NEAR EAST AND SOUTH ASIA
	-	368	-	12	3,472	4,081	AFGHANISTAN
	22	342	-	119	77,881	192,121	ALGERIA
	95	285	-	246	2,139	31,404	BAHRAIN
	-	-	-	512	519	22,805	BANGLADESH
	-	-	-	5	-	245	BHUTAN

TOTALS MAY NOT ADD DUE TO ROUNDING

* LESS THAN \$500

COMMERCIAL EXPORTS LICENSED UNDER ARMS EXPORT CONTROL ACT (CONTINUED)
(DOLLARS IN THOUSANDS)

	FY 1950	FY 1994	FY 1995	FY 1996	FY 1997	FY 1998	FY 1999
<u>NEAR EAST AND SOUTH ASIA (CONTINUED)</u>							
BR INDIAN OCEAN TERR	353	-	-	-	-	-	-
EGYPT	1,011,870	10,264	-	3,523	5,009	2,395	623
INDIA	471,378	-	-	-	-	-	-
IRAN	670,767	-	-	-	-	-	-
IRAQ	4,624	-	-	-	-	-	-
ISRAEL	6,303,066	34,706	-	13,098	12,819	11,508	4,228
JORDAN	346,597	1,911	-	3,972	873	330	169
KUWAIT	89,556	7,736	-	3,730	287	4,305	3,937
LEBANON	20,842	548	-	322	808	778	62
LIBYA	31,318	-	-	-	-	-	-
MALDIVES	647	12	-	-	-	43	-
MICRONESIA	-	-	-	-	-	-	-
MOROCCO	155,592	1,790	-	173	354	1,617	14
NEPAL	247	58	-	37	1,139	20	11
OMAN	45,717	1,575	-	963	236	199	665
PAKISTAN	391,976	-	-	4,224	2,223	346	-
QATAR	22,001	973	-	596	306	323	682
SAUDI ARABIA	1,954,824	27,110	-	48,367	12,121	11,714	7,581
SRI LANKA	8,152	694	-	1,010	659	294	150
SYRIA	1,529	-	-	-	-	-	-
TUNISIA	110,362	599	-	423	733	184	242
UNITED ARAB EMIRATES	200,532	-	-	-	-	1,591	1,399
UNITED ARAB EMIRATES	2,175	6,344	-	4,991	3,524	-	-
YEMEN	-	171	-	-	693	-	-
<u>EUROPE</u>	<u>23,188,796</u>	<u>558,141</u>	<u>432,006</u>	<u>358,593</u>	<u>919,413</u>	<u>192,081</u>	
ALBANIA	279	1	-	-	-	1	-
ANDORRA	178	5	-	-	-	-	-
AUSTRIA	104,149	2,852	-	2,748	1,148	2,606	786
AZERBAIJAN	-	-	-	38	-	-	-
BELGIUM	1,317,774	6,330	-	16,607	13,652	9,118	5,766
BOSNIA-HERZEGOVINA	-	-	-	45	-	-	-
BULGARIA	531	3	-	5	-	15	721
CROATIA	-	1	-	103	59	-	751
CYPRUS	3,743	404	-	149	68	2	13
CZECH REPUBLIC	934	546	-	230	258	76	37,571
DENMARK	427	-	-	-	-	-	-
ESTONIA	375,998	2,054	-	26,120	4,216	3,991	1,215
FAEROE ISLANDS	165	333	-	19	-	-	-
FINLAND	3	1	-	5	-	-	-
FRANCE	195,994	931	-	2,736	1,307	139,408	16,203
GERMANY	1,475,643	98,099	-	119,738	8,179	18,646	6,874
GERMANY	-	-	-	66	66	-	-
GERMANY	4,183,580	36,386	-	38,662	28,820	41,403	12,032

TOTALS MAY NOT ADD DUE TO ROUNDING

* LESS THAN \$500

COMMERCIAL EXPORTS LICENSED UNDER ARMS EXPORT CONTROL ACT (CONTINUED)

(DOLLARS IN THOUSANDS)

	FY 2000	FY 2001	FY 2002	FY 2003	FY 2004	FY 1950 FY 2004
BR INDIAN OCEAN TERR	3,796	923	42	15,061	166,813	353
EGYPT	-	-	-	5,651	15,516	1,220,319
INDIA	-	-	-	-	-	492,545
IRAN	-	-	-	-	-	670,767
IRAQ	-	-	-	-	-	36,747
ISRAEL	26,287	4,019	1,427	16,455	418,883	6,846,497
JORDAN	64	53	24	707	19,794	374,495
KUWAIT	25	82	68	9,360	63,773	182,859
LEBANON	127	95	-	144	90	23,816
LIBYA	-	-	-	-	-	31,318
MALDIVES	-	-	-	-	-	702
MICRONESIA	20	556	180	1,442	30,350	8
MOROCCO	73	-	-	6	71	192,088
NEPAL	37	176	2	839	48,618	1,662
OMAN	-	-	-	590	7,492	99,027
PAKISTAN	-	-	-	590	406,850	406,850
QATAR	1,795	-	-	219	1,612	28,507
SAUDI ARABIA	1,909	1,028	530	36,150	45,709	2,147,043
SRI LANKA	-	3,467	6	110	1,650	16,192
SYRIA	-	-	-	-	-	1,529
TUNISIA	136	590	190	290	2,775	116,524
UNITED ARAB EMIRATES	935	3,608	3,979	20,535	360,820	392,867
UNITED ARAB EMIRATES	-	-	1	45	1,842	215,391
YEMEN	-	-	-	-	-	4,927
EUROPE	168,621	144,180	94,980	784,006	2,753,960	29,594,777
ALBANIA	12	-	-	-	24	304
ANDORRA	539	548	57	312	2,371	202
AUSTRIA	-	-	-	-	17	118,116
AZERBAIJAN	4,188	3,683	19	20,180	46,061	55
BELGIUM	-	-	-	-	3	1,443,378
BOSNIA-HERZEGOVINA	523	-	-	-	4	48
BULGARIA	-	-	-	128	4,590	6,517
CROATIA	-	-	-	112	41,567	42,592
CYPRUS	-	-	-	8	40	4,427
CZECH REPUBLIC	23,300	32,058	-	887	-	106,911
DENMARK	522	585	50	7,044	5,361	5,788
ESTONIA	-	-	3	47	431	732,188
FAEROE ISLANDS	-	-	-	-	-	999
FINLAND	469	1,802	60	3,333	24,885	387,128
FRANCE	6,330	7,319	12,597	18,948	126,987	1,899,360
GEORGIA	625	-	-	-	59	816
GERMANY	7,728	8,777	17,543	41,015	285,608	4,701,554
TOTALS	168,621	144,180	94,980	784,006	2,753,960	29,594,777

TOTALS MAY NOT ADD DUE TO ROUNDING * LESS THAN \$500

COMMERCIAL EXPORTS LICENSED UNDER ARMS EXPORT CONTROL ACT (CONTINUED)

(DOLLARS IN THOUSANDS)

	FY 1990	FY 1995	FY 1996	FY 1997	FY 1998	FY 1999
EUROPE (CONTINUED)						
GIBRALTAR (UK)	96	16,159	-	3,667	2,450	-
GREECE	1,769,173	83	29	29	6	13,626
HUNGARY	1,684	5	17	17	12	30
ICELAND	1,259	471	3,288	62	8	39
IRELAND	9,040	37,566	33,923	16,797	209	8
ITALY	2,715,224	55	6,559	51	20,799	20,799
KAZAKHSTAN	3	-	-	-	-	-
KYRGYZSTAN	-	-	-	-	-	-
LATVIA	-	6	2	-	-	-
LIECHTENSTEIN	127	-	-	-	-	-
LITHUANIA	-	-	-	-	-	-
LUXEMBOURG	108,552	338	1,388	475	611	297
MACEDONIA (FYROM)	-	-	16	-	-	-
MALTA	299	61	13	-	1	-
MOLDOVA	-	-	2	-	-	-
MONACO	332	8	2	17	-	4
NETHERLANDS	1,225,169	6,148	9,992	17,377	10,144	4,703
NORWAY	732,238	9,980	5,803	11,415	3,716	1,841
POLAND	1,574	100	914	195	195	546
PORTUGAL	177,825	2,491	6,720	970	1,509	819
ROMANIA	5,163	30	654	18,522	49	189
RUSSIA	618	7,079	2,132	285	12	34
SAN MARINO	6	-	-	-	-	-
SERBIA	-	-	-	-	-	-
SLOVAKIA	325	117	230	98	-	-
SLOVENIA	141	-	8	150	5	797
SPAIN	1,040,631	36,328	14,961	15,175	16,529	4,299
SWALBARD & JAN MAYEN	3,543	-	-	-	-	-
SWEDEN	813,191	5,571	20,687	12,399	15,177	12,657
SWITZERLAND	922,206	3,688	5,976	2,018	3,737	2,352
TURKEY	1,075,510	176,764	71,705	107,113	567,150	7,751
TURKMENISTAN	*	-	*	-	-	-
UKRAINE	6	35	9	5	-	-
UNION OF SOV SOC REP	21	-	-	-	-	-
UNITED KINGDOM	4,790,886	107,095	36,049	95,222	50,636	35,034
UZBEKISTAN	-	4	-	6	-	-
YUGOSLAVIA	134,557	-	-	-	-	-
AFRICA	319,838	3,645	7,264	5,030	1,819	242
ANGOLA	110	10	1	12	1	-
BENIN	35	27	1	-	78	10
BOTSWANA	33,232	-	175	-	650	-
BURKINA FASO	1,093	-	-	2	1	-
BURUNDI	562	38	9	-	-	-

TOTALS MAY NOT ADD DUE TO ROUNDING

* LESS THAN \$500

COMMERCIAL EXPORTS LICENSED UNDER ARMS EXPORT CONTROL ACT (CONTINUED)

(DOLLARS IN THOUSANDS)

	FY 2000	FY 2001	FY 2002	FY 2003	FY 2004	FY 1950 FY 2004	
	2,647	1,511	56	8,453	162,874	2,012,660	96
	4	1	-	119	10,901	12,895	GIBRALTAR (UK)
	1	1	-	7	1,068	2,383	GREECE
	212	217	-	584	4,782	19,259	HUNGARY
	5,627	10,131	3,682	532,665	403,176	3,785,936	IRELAND
	-	-	-	-	14	6,682	ITALY
	-	-	-	25	24	24	KAZAKHSTAN
	-	120	-	-	3,671	3,704	KYRGYZSTAN
	-	-	-	-	-	247	LATVIA
	292	293	-	-	149	155	LIECHTENSTEIN
	46	120	-	563	38,970	151,778	LITHUANIA
	-	-	-	495	4	681	LUXEMBOURG
	-	-	-	16	21	398	MACE DONIA (FYROM)
	-	-	-	-	4	19	MALTA
	3,085	5,252	3,885	5	-	370	MOLDOVA
	897	1,954	868	8,580	52,827	1,347,163	MONACO
	921	358	32	3,671	87,754	860,137	NETHERLANDS
	11,912	1,711	374	1,336	21,729	27,900	NORWAY
	169	8	143	745	10,660	215,737	POLAND
	-	51	-	147	21,143	46,217	PORTUGAL
	-	-	-	1,623	240	12,075	ROMANIA
	-	47	-	-	67	6	RUSSIA
	-	-	-	-	1,447	2,265	SAN MARINO
	-	-	-	-	6,022	8,209	SERBIA
	4,443	6,040	1,131	1,086	123,328	1,298,058	SLOVAKIA
	21,625	5,610	6,249	35,193	-	3,543	SLOVENIA
	1,282	1,647	1,047	10,220	124,139	1,047,525	SPAIN
	36,464	27,196	17,227	1,834	87,570	1,033,356	SWALBARD & JAN MAYEN
	625	-	-	25,165	153,798	2,265,843	SWEDEN
	-	-	-	-	118	743	SWITZERLAND
	34,133	27,140	18,905	59,460	23	78	TURKEY
	-	-	-	-	23	21	TURKMENISTAN
	-	-	-	-	588,676	5,843,237	UKRAINE
	921	2,223	823	3,887	301	434	UNITED OF SOV SOC REP
	-	-	-	301	30,914	376,605	UNITED KINGDOM
	226	429	785	468	16,979	53,059	UZBEKISTAN
	-	-	-	-	-	1,096	YUGOSLAVIA
	-	-	-	-	-	610	AFRICA
	-	-	-	-	-	-	ANGOLA
	-	-	-	-	-	-	BENIN
	-	-	-	-	-	-	BOTSWANA
	-	-	-	-	-	-	BURKINA FASO
	-	-	-	-	-	-	BURUNDI

TOTALS MAY NOT ADD DUE TO ROUNDING * LESS THAN \$500

COMMERCIAL EXPORTS LICENSED UNDER ARMS EXPORT CONTROL ACT (CONTINUED)
(DOLLARS IN THOUSANDS)

	FY 1950 FY 1994	FY 1995	FY 1996	FY 1997	FY 1998	FY 1999
AFRICA (CONTINUED)						
CAMEROON	17,733	18	5	-	18	1
CAPE VERDE	1	-	-	-	-	-
CENTRAL AFRICAN REP	96	-	-	-	-	-
CHAD	25,283	-	-	-	-	-
COMOROS	17	-	-	-	-	-
CONGO (BRAZZAVILLE)	153	3	-	-	-	-
CONGO (KINSHASA)	6,613	-	-	-	-	-
DJIBOUTI	4,199	-	-	-	-	-
EQUATORIAL GUINEA	*	-	-	-	-	-
ERITREA	*	341	-	-	7	7
ETHIOPIA	4,013	92	-	10	9	-
GABON	5,432	1	12	-	-	-
GAMBIA	387	16	-	-	-	-
GHANA	1,027	6	-	3,284	1	1
GUINEA	709	-	-	-	-	-
GUINEA-BISSAU	33	-	-	-	-	-
IVORY COAST	1,429	7	16	13	-	-
KENYA	21,199	419	19	128	68	5
LESOTHO	33	-	-	-	-	-
LIBERIA	2,559	-	-	-	-	-
MADAGASCAR	809	-	-	-	-	-
MALAWI	11	-	-	-	-	-
MALI	37	1	-	-	-	-
MAURITANIA	705	-	85	-	-	-
MAURITIUS	592	225	7	2	-	-
MOZAMBIQUE	1,274	-	-	-	-	-
NAMIBIA	1,650	38	6	194	22	-
NIGER	3,927	1	1	1	1	-
NIGERIA	116,713	25	3,318	*	-	-
REUNION (FR)	109	-	-	-	-	-
RWANDA	10	-	-	-	-	-
SENEGAL	900	-	-	14	4	-
SEYCHELLES	42	-	-	-	-	-
SIERRA LEONE	82	-	-	-	-	-
SOMALIA	2,163	-	-	-	-	-
SOUTH AFRICA	27,069	1,209	1,863	1,161	915	176
ST HELENA (UK)	1	-	-	-	-	-
SUDAN	15,859	-	-	-	-	-
SWAZILAND	126	-	-	-	-	-
TANZANIA	3,735	2	3	69	58	48
TOGO	1,680	-	50	-	-	-
UGANDA	10,707	1	63	-	-	-
WESTERN SAHARA	21	-	-	-	-	-
ZAMBIA	3,148	1,093	1,595	3	*	-

TOTALS MAY NOT ADD DUE TO ROUNDING

* LESS THAN \$500

COMMERCIAL EXPORTS LICENSED UNDER ARMS EXPORT CONTROL ACT (CONTINUED)

(DOLLARS IN THOUSANDS)

	FY 2000	FY 2001	FY 2002	FY 2003	FY 2004	FY 1950	FY 2004	FY 1950
	-	-	-	-	3,000	20,775		
	-	-	-	-	-	1		
	-	-	-	-	39	135		
	-	-	-	-	-	25,283		
	-	-	-	-	-	17		
	-	-	-	-	-	156		
	-	-	-	-	-	6,613		
	-	-	-	-	102	4,301		
	-	-	-	-	2	*		
	-	-	-	-	28	358		
	-	280	8	-	42	4,185		
	-	-	-	-	-	5,741		
	-	-	-	-	95	403		
	-	-	-	-	-	4,413		
	-	-	-	-	-	709		
	-	-	-	-	-	33		
	300	20	-	-	346	91		
	-	-	-	-	11	1,887		
	-	-	-	-	-	24,056		
	-	-	-	-	-	33		
	-	-	-	-	-	2,559		
	-	-	-	-	-	809		
	-	-	-	-	-	34		
	-	-	-	-	-	48		
	4	-	-	-	23	813		
	-	-	-	-	191	1,044		
	28	-	-	-	6	1,274		
	-	-	-	-	103	2,047		
	2	58	-	-	137	4,067		
	-	-	8	-	1,502	121,633		
	-	-	-	-	25	109		
	-	-	-	-	-	35		
	-	-	-	-	-	159		
	-	-	-	-	-	42		
	-	-	-	-	-	82		
	-	-	-	-	-	2,163		
	240	740	22	-	578	41,594		
	-	-	-	-	-	1		
	-	-	-	-	-	15,859		
	-	-	-	-	-	126		
	-	-	-	-	-	3,915		
	-	-	-	-	-	1,729		
	-	-	-	-	200	11,765		
	-	-	-	-	9	21		
	-	696	-	-	-	6,544		

AFRICA (CONTINUED)

CAMEROON
 CAPE VERDE
 CENTRAL AFRICAN REP
 CHAD
 COMOROS
 CONGO (BRAZZAVILLE)
 CONGO (KINSHASA)
 DJIBOUTI
 EQUATORIAL GUINEA
 ERITREA
 ETHIOPIA
 GABON
 GAMBIA
 GHANA
 GUINEA
 GUINEA-BISSAU
 IVORY COAST
 KENYA
 LESOTHO
 LIBERIA
 MADAGASCAR
 MALAWI
 MALI
 MAURITANIA
 MAURITIUS
 MOZAMBIQUE
 NAMIBIA
 NIGER
 NIGERIA
 REUNION (FR)
 RWANDA
 SENEGAL
 SEYCHELLES
 SIERRA LEONE
 SOMALIA
 SOUTH AFRICA
 ST HELENA (UK)
 SUDAN
 SWAZILAND
 TANZANIA
 TOGO
 UGANDA
 WESTERN SAHARA
 ZAMBIA

TOTALS MAY NOT ADD DUE TO ROUNDING

* LESS THAN \$500

COMMERCIAL EXPORTS LICENSED UNDER ARMS EXPORT CONTROL ACT (CONTINUED)

(DOLLARS IN THOUSANDS)

	FY 1950	FY 1994	FY 1995	FY 1996	FY 1997	FY 1998	FY 1999
AFRICA (CONTINUED)							
ZIMBABWE	2,518		71	36	45	72	2
WESTERN HEMISPHERE	4,741,550	490,612	161,467	56,334	71,411	58,980	
ANGUILLA	211						
ANTIGUA & BARBUDA	81	1	1	1		8	177
ARGENTINA	203,573	1,888	2,169	2,743	1,312	15	485
ARUBA	12	5	11	25	2	1	
BAHAMAS	5,114		25	39	23	15	1,658
BARBADOS	1,139		67	38	27	208	
BELIZE	874	41	22	10	7		
BERMUDA	2,900	22	1,098	130	684		
BOLIVIA	10,816		367	1	4		
BR VIRGIN ISLAND (UK)	367		507,759	3,629	8,726	6,530	1,831
BRAZIL	507,759	5,730	884	211	1,201	1,551	1,758
CANADA	1,843,030	884	17	3	7		
CAYMAN ISLANDS (UK)	1,934	17	2,446	1,365	1,513	3,333	2,096
CHILE	21,941		8,943	6,623	11,809	42,699	996
COLOMBIA	120,258		610	332	226	326	179
COSTA RICA	13,585						
CUBA							
DOMINICA	1,123	*					
DOMINICAN REPUBLIC	12,724	95	72	104	206	206	68
ECUADOR	72,909	3,503	2,072	1,864	2,964	132	705
EL SALVADOR	14,814	641	2,498	666	1,550		161
FALKLAND ISLANDS (UK)	414						
FRENCH GUIANA (FR)	832,891	2,295	110,983	15,418	14		161
GREENLAND (DEN)	43	27			10	*	2
GRENADA	89						
GUADELOUPE (FR)	32						
GUATEMALA	17,976	445,182	44	313	300		26
GUYANA	17,001	44	14	26	49		3
HAITI	2,760	489	87	55	12		6
HONDURAS	18,444	437	172	30	278		6
JAMAICA	5,616	124	65	81	47		74
MARTINIQUE (FR)	38						
MEXICO	311,291	1,990	13,505	3,737	5,193		5,521
MONTSERAT (UK)	17		3				
NETH ANTILLES (NE)	2,975	*	18	40	114		
NICARAGUA	5,813		11	78	1		
PANAMA	56,060	455	37	2,208	265		39
PARAGUAY	29,949	233	11,367	28	111		93
PERU	141,163	2,643	1,345	128	39		35
ST KITTS AND NEVIS	16	1	5	3	3		1
ST LUCIA	55	8	4	13	6		

TOTALS MAY NOT ADD DUE TO ROUNDING

* LESS THAN \$500

COMMERCIAL EXPORTS LICENSED UNDER ARMS EXPORT CONTROL ACT (CONTINUED)
(DOLLARS IN THOUSANDS)

	FY 2000	FY 2001	FY 2002	FY 2003	FY 2004	FY 1950 FY 2004
ZIMBABWE	121	-	-	-	-	2,865
AFRICA (CONTINUED)						
WESTERN HEMISPHERE	43,921	293,357	22,399	324,710	558,053	6,822,795
ANGUILLA	1	2	2	29	1	215
ANTIGUA & BARBUDA	1,064	257,185	48	324	1,758	299
ARGENTINA	41	-	-	5	1,284	472,549
ARUBA	25	-	-	45	358	76
BAHAMAS	14	414	3	43	2,535	8,130
BARBADOS	288	3,247	1,273	10	9,778	1,698
BERLIZE	2,034	17,489	7,895	154,212	111,614	1,399
BERMUDA	25,016	1,472	1,175	8,425	30,404	2,164,861
BOLIVIA	5	-	-	423	1,008	1,989
BR VIRGIN ISLAND(UK)	2,405	1,874	20	26	5	604,820
BRAZIL	1,155	143	-	8	8	2,164,861
CANADA	985	1	-	26	5	1,989
CAYMAN ISLANDS (UK)	-	102	-	776	2,474	49,931
CHILE	-	72	98	1,056	2,255	233,206
COLOMBIA	-	37	-	903	1,635	17,817
COSTA RICA	-	-	-	24	7	17,817
CUBA	-	-	-	24	7	8
DOMINICA	-	1	-	24	7	8
DOMINICAN REPUBLIC	348	102	-	273	672	1,155
ECUADOR	41	72	-	140	47	16,970
EL SALVADOR	102	37	-	903	1,635	87,539
FALKLAND ISLANDS(UK)	-	-	-	24	7	21,589
FRENCH GUIANA (FR)	1,109	-	-	111,780	213,506	414
GREENLAND (DEN)	-	-	-	24	7	170
GUATEMALA	40	-	-	24	7	170
HAITI	399	437	-	273	672	32
HONDURAS	101	81	-	140	47	465,618
JAMAICA	31	-	-	13	131	17,506
MARTINIQUE (FR)	191	91	7	241	1,118	3,434
MEXICO	7,649	9,755	10,963	12,494	90,961	19,534
MONTSERAT (UK)	17	1	629	40	185	38
NETH ANTILLES (NE)	54	-	-	299	404	20
PANAMA	120	-	17	20	1,726	4,018
PARAGUAY	-	55	-	162	603	6,606
PERU	116	1	-	45	342	60,881
ST KITTS AND NEVIS	-	-	-	45	13	41,823
ST LUCIA	-	-	-	45	13	146,293
						374
						260

TOTALS MAY NOT ADD DUE TO ROUNDING

* LESS THAN \$500

COMMERCIAL EXPORTS LICENSED UNDER ARMS EXPORT CONTROL ACT (CONTINUED)

(DOLLARS IN THOUSANDS)

	FY 1950	FY 1954	FY 1955	FY 1956	FY 1957	FY 1958	FY 1959	
<u>WESTERN HEMISPHERE (CONTINUED)</u>								
ST PIERRE + MIQUELON	2	-	-	-	-	-	-	
ST VINCENT + GREN.	13	105	-	1	2	*	-	
SURINAME	466	61	94	6	102	115	11	
TRINIDAD + TOBAGO	4,738	1,574	42	-	-	1	213	
TURKS & CAICOS (UK)	65	*	-	-	-	1	-	
URUGUAY	10,597	218	168	146	152	152	706	
VENEZUELA	447,861	1,296	3,311	4,852	3,181	41,966	706	
NON REGIONAL	6,542,656	875,290	274,256	635,013	392,742	195,703	195,703	
CLASSIFIED TOTALS A/	6,542,656	875,290	274,256	635,013	392,742	195,703	195,703	
INTERNATL. ORG. AND VARIOUS	959,338	78,890	3,523	2,193	1,723	616	616	

NOTE: THIS TABLE SHOWS THE TOTAL DOLLAR VALUE OF EXPORTS MADE AGAINST LICENSES GRANTED BY THE DEPARTMENT OF STATE FOR THE EXPORT OF DEFENSE ARTICLES TO FOREIGN GOVERNMENTS BY U.S. COMMERCIAL ENTITIES. THESE DATA ARE COMPILED BY THE OFFICE OF DEFENSE TRADE CONTROLS, DEPARTMENT OF STATE, FROM INFORMATION PROVIDED BY THE U.S. CUSTOMS SERVICE.

A/ FOR FURTHER INFORMATION, SEE THE CLASSIFIED ANNEX TO THE CONGRESSIONAL PRESENTATION DOCUMENT FOR FOREIGN OPERATIONS.

TOTALS MAY NOT ADD DUE TO ROUNDING

* LESS THAN \$500

COMMERCIAL EXPORTS LICENSED UNDER ARMS EXPORT CONTROL ACT (CONTINUED)

(DOLLARS IN THOUSANDS)

	<u>FY 2000</u>	<u>FY 2001</u>	<u>FY 2002</u>	<u>FY 2003</u>	<u>FY 2004</u>	<u>FY 1950</u>	<u>FY 2004</u>	
	-	11	-	-	-	2		WESTERN HEMISPHERE (CONTINUED)
	14	-	-	4	15	151		ST PIERRE + MIQUELON
	4	133	-	17	73	743		ST VINCENT + GREN.
	1	4	-	145	722	7,787		SURINAME
	156	197	-	3	10	85		TRINIDAD + TOBAGO
	382	549	1	135	138	12,615		TURKS & CAICOS (UK)
			227	22,989	24,934	551,548		URUGUAY
								VENEZUELA
	<u>120,981</u>	<u>217,256</u>	<u>25,157</u>	<u>433,974</u>	<u>183,751</u>	<u>9,896,779</u>		NON REGIONAL
	<u>120,981</u>	<u>217,256</u>	<u>25,157</u>	<u>433,974</u>	<u>183,751</u>	<u>9,896,779</u>		CLASSIFIED TOTALS
	943	5,372	295	5,726	1,774	1,060,393		INTERNATL. ORG. AND VARIOUS

TOTALS MAY NOT ADD DUE TO ROUNDING

* LESS THAN \$500

MAP MERGER FUNDS

(DOLLARS IN THOUSANDS)

	FY 1950	FY 1994	FY 1995	FY 1996	FY 1997	FY 1998	FY 1999
<u>WORLDWIDE</u>		4,572,013	-	-	-	-	-
<u>EAST ASIA AND PACIFIC</u>		594,901	-	-	-	-	-
FIJI		287	-	-	-	-	-
INDONESIA		11,000	-	-	-	-	-
REP OF PHILIPPINES		462,387	-	-	-	-	-
THAILAND		121,227	-	-	-	-	-
<u>NEAR EAST AND SOUTH ASIA</u>		423,991	-	-	-	-	-
JORDAN		66,337	-	-	-	-	-
MOROCCO		198,123	-	-	-	-	-
NEPAL		500	-	-	-	-	-
TUNISIA		143,996	-	-	-	-	-
YEMEN		15,035	-	-	-	-	-
<u>EUROPE</u>		1,688,354	-	-	-	-	-
FINLAND		300	-	-	-	-	-
GREECE		60,000	-	-	-	-	-
PORTUGAL		372,990	B/	-	-	-	-
TURKEY		1,255,064	-	-	-	-	-
<u>AFRICA</u>		546,594	-	-	-	-	-
BOTSWANA		11,997	-	-	-	-	-
CAMEROON		473	-	-	-	-	-
CAPE VERDE		35	-	-	-	-	-
CENTRAL AFRICAN REP		578	-	-	-	-	-
CHAD		29,119	A/	-	-	-	-
CONGO (KINSHASA) B/		37,096	-	-	-	-	-
DJIBOUTI		10,639	-	-	-	-	-
EQUATORIAL GUINEA		1,480	-	-	-	-	-
GAMBIA		654	-	-	-	-	-
GHANA		425	-	-	-	-	-
GUINEA		8,064	-	-	-	-	-
GUINEA-BISSAU		824	-	-	-	-	-
IVORY COAST		1,000	-	-	-	-	-
KENYA		97,589	-	-	-	-	-
LIBERIA B/		39,147	-	-	-	-	-
MADAGASCAR		4,034	-	-	-	-	-
MALAWI		4,633	-	-	-	-	-
MALI		700	-	-	-	-	-
MAURITANIA		1,596	-	-	-	-	-
NIGER		17,143	-	-	-	-	-
RWANDA		750	-	-	-	-	-
SAO TOME & PRINCIPE		315	-	-	-	-	-
SENEGAL		13,558	-	-	-	-	-
SEYCHELLES		225	-	-	-	-	-

TOTALS MAY NOT ADD DUE TO ROUNDING

* LESS THAN \$500

MAP MERGER FUNDS

(DOLLARS IN THOUSANDS)

	FY 2000	FY 2001	FY 2002	FY 2003	FY 2004	FY 1950 FY 2004	
						4,572,013	C/D/ WORLDWIDE
						594,901	EAST ASIA AND PACIFIC
						287	FIJI
						11,000	INDONESIA
						462,387	REP OF PHILIPPINES
						121,227	THAILAND
						423,991	NEAR EAST AND SOUTH ASIA
						66,337	JORDAN
						198,123	MOROCCO
						500	NEPAL
						143,996	TUNISIA
						15,035	YEMEN
						1,688,354	EUROPE
						300	FINLAND
						60,000	GREECE
						372,990	PORTUGAL
						1,255,064	TURKEY
						546,594	AFRICA
						11,997	BOTSWANA
						473	CAMEROON
						35	CAPE VERDE
						578	CENTRAL AFRICAN REP
						29,119	CHAD
						37,096	CONGO (KINSHASA) B/
						10,639	DJIBOUTI
						1,480	ECUATORIAL GUINEA
						654	GAMBIA
						425	GHANA
						8,064	GUINEA
						824	GUINEA-BISSAU
						1,000	IVORY COAST
						97,589	KENYA
						39,147	LIBERIA A/
						4,034	MADAGASCAR
						4,633	MALAWI
						700	MALI
						1,596	MAURITANIA
						17,143	NIGER
						750	RWANDA
						315	SAO TOME & PRINCIPE
						13,558	SENEGAL
						225	SEYCHELLES

TOTALS MAY NOT ADD DUE TO ROUNDING

* LESS THAN \$500

MAP MERGER FUNDS
(DOLLARS IN THOUSANDS)

	FY 1950	FY 1994	FY 1995	FY 1996	FY 1997	FY 1998	FY 1999
<u>AFRICA (CONTINUED)</u>							
SIERRA LEONE	2,181	-	-	-	-	-	-
SOMALIA B/	118,489	-	-	-	-	-	-
SUDAN B/	143,276	-	-	-	-	-	-
TANZANIA	50	-	-	-	-	-	-
TOGO	500	-	-	-	-	-	-
UGANDA	25	-	-	-	-	-	-
<u>WESTERN HEMISPHERE</u>							
ANTIGUA & BARBUDA	1,318,172	-	-	-	-	-	-
BARBADOS	4,396	-	-	-	-	-	-
BELIZE	2,202	-	-	-	-	-	-
BOLIVIA	2,729	-	-	-	-	-	-
COLOMBIA	10,435	-	-	-	-	-	-
COSTA RICA	18,841	-	-	-	-	-	-
DOMINICA	28,153	-	-	-	-	-	-
DOMINICAN REPUBLIC	3,423	-	-	-	-	-	-
ECUADOR	16,019	-	-	-	-	-	-
EL SALVADOR	10,000	-	-	-	-	-	-
GRENADA	73,502	-	-	-	-	-	-
GUATEMALA	7,762	-	-	-	-	-	-
HAITI	27,897	-	-	-	-	-	-
HONDURAS	2,933	-	-	-	-	-	-
JAMAICA	380,935	-	-	-	-	-	-
PANAMA	28,745	-	-	-	-	-	-
PERU	24,728	-	-	-	-	-	-
ST KITTS AND NEVIS	2,500	-	-	-	-	-	-
ST LUCIA	4,145	-	-	-	-	-	-
ST VINCENT + GREN.	2,769	-	-	-	-	-	-
TRINIDAD + TOBAGO	4,959	-	-	-	-	-	-
URUGUAY	100	-	-	-	-	-	-
	1,000	-	-	-	-	-	-

NOTE: IN THE FY 1992 EDITION OF THIS BOOKLET, MAP MERGER FUNDS WERE INCLUDED IN THE MILITARY ASSISTANCE PROGRAM TOTALS. HENCEFORTH, MAP MERGER FUNDS WILL BE DISPLAYED SEPARATELY.

A/ MAP MERGER FUNDS FOR PORTUGAL OF \$6.5 MILLION IN FY 1982, \$25.0 MILLION IN FY 1983, \$10.0 MILLION IN FY 1984, AND FOR CHAD \$110 THOUSAND IN FY 1984, ARE INCLUDED IN THE MILITARY ASSISTANCE PROGRAM.

B/ P.L. 102-298, DATED JUNE 4, 1992, RESCINDED A TOTAL OF \$12.51 MILLION IN MAP MERGER FUNDS FOR THE FOLLOWING COUNTRIES: LIBERIA \$951,898.09; SOMALIA \$6,238,744.86; SUDAN \$4,746,735.60; CONGA(KINSHASA), FORMERLY ZAIRE \$572,621.45.

C/ P.L. 102-391, DATED OCTOBER 6, 1992, RESCINDED \$25.586 MILLION IN FOREIGN MILITARY FINANCING GRANTS AND MAP MERGER FUNDS OF \$20.164 MILLION, FOR A TOTAL OF \$45.75 MILLION. SEE SECDEF/USDP/DSAA MESSAGE, DTG 070726Z JAN 93, FOR DETAILS CONCERNING MAP MERGER RESCISSIONS.

TOTALS MAY NOT ADD DUE TO ROUNDING

* LESS THAN \$500

MAP MERGER FUNDS

(DOLLARS IN THOUSANDS)

	FY 2000	FY 2001	FY 2002	FY 2003	FY 2004	FY 1950 FY 2004	
	-	-	-	-	-	2,181	AFRICA (CONTINUED)
	-	-	-	-	-	118,489	SIERRA LEONE
	-	-	-	-	-	143,276	SOMALIA B/ SUDAN B/ TANZANIA
	-	-	-	-	-	50	TOGO
	-	-	-	-	-	500	UGANDA
	-	-	-	-	-	25	
	-	-	-	-	-	1,318,172	WESTERN HEMISPHERE
	-	-	-	-	-	4,396	ANTIGUA & BARBUDA
	-	-	-	-	-	2,202	BARBADOS
	-	-	-	-	-	2,729	BELIZE
	-	-	-	-	-	10,435	BOLIVIA
	-	-	-	-	-	18,841	COLOMBIA
	-	-	-	-	-	28,153	COSTA RICA
	-	-	-	-	-	3,423	DOMINICA
	-	-	-	-	-	16,019	DOMINICAN REPUBLIC
	-	-	-	-	-	10,000	ECUADOR
	-	-	-	-	-	733,502	EL SALVADOR
	-	-	-	-	-	7,762	GUATEMALA
	-	-	-	-	-	27,897	GRENADA
	-	-	-	-	-	2,933	HAITI
	-	-	-	-	-	380,935	HONDURAS
	-	-	-	-	-	28,745	JAMAICA
	-	-	-	-	-	24,728	PANAMA
	-	-	-	-	-	2,500	PERU
	-	-	-	-	-	4,145	ST KITTS AND NEVIS
	-	-	-	-	-	2,769	ST LUCIA
	-	-	-	-	-	4,959	ST VINCENT + GREN.
	-	-	-	-	-	100	TRINIDAD + TOBAGO
	-	-	-	-	-	1,000	URUGUAY

TOTALS MAY NOT ADD DUE TO ROUNDING

* LESS THAN \$500

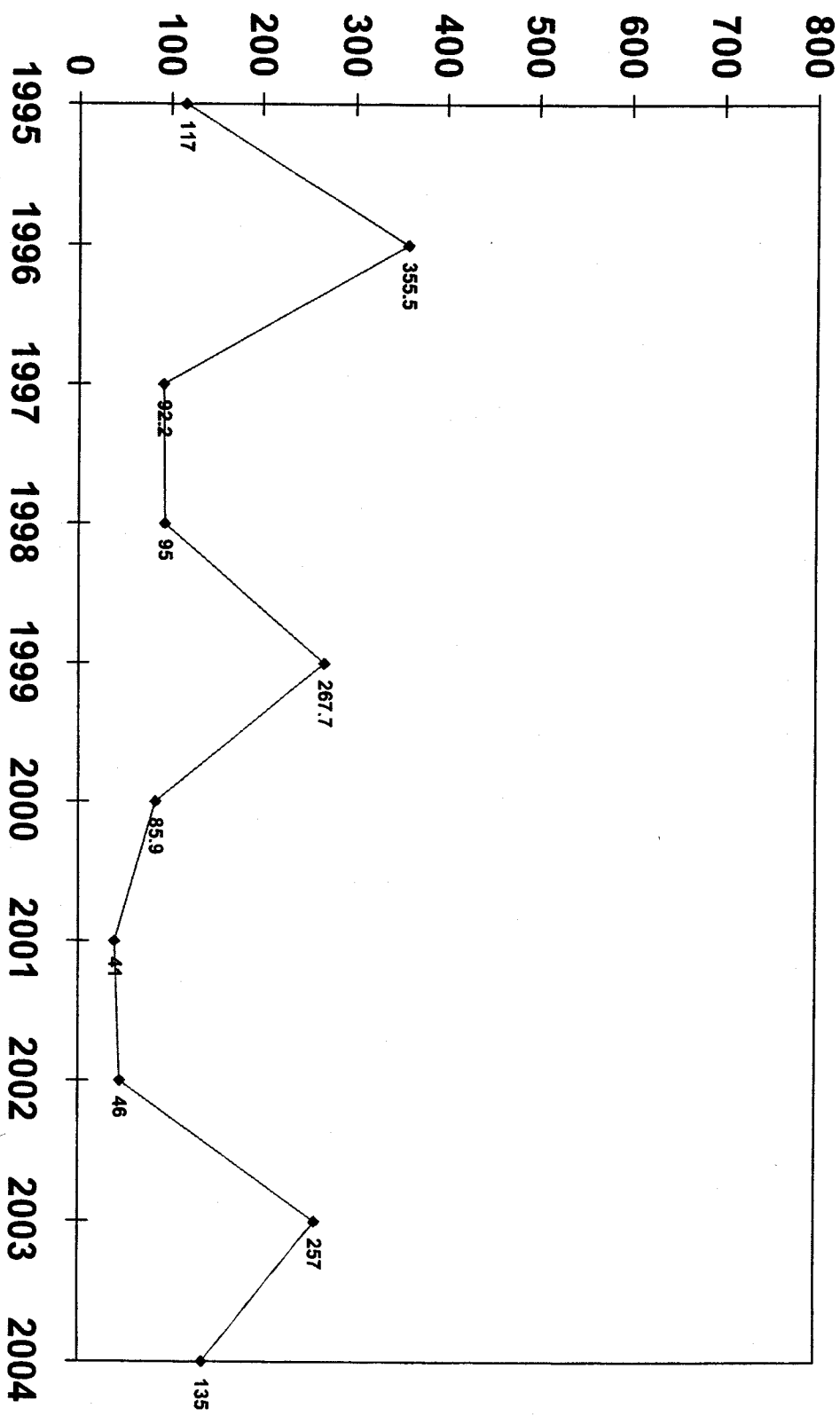
MAP MERGER FUNDS

D/ IN FY 1994, P.L. 103-211 RESCINDED \$91,721 THOUSAND OF FOREIGN MILITARY FINANCING AND MAP MERGER FUNDS INVOLVING 29 COUNTRIES AND INTERNATIONAL ORGANIZATIONS AS FOLLOWS: FOREIGN MILITARY FINANCING FUNDS OF \$90,282 THOUSAND AND MAP MERGER FUNDS OF \$439 THOUSAND. SECDEF MESSAGE DTG 261745Z APRIL 1994, SUBJECT: FY 1994 FOREIGN MILITARY FINANCING (FMF) RESCISSION, PROVIDES DETAILS REGARDING COUNTRIES AND FISCAL YEARS AFFECTED BY THIS RESCISSION.

TOTALS MAY NOT ADD DUE TO ROUNDING

* LESS THAN \$500

MILITARY ASSISTANCE PROGRAM
INCLUDES MASF, EMERGENCY DRAWDOWNS, AND OTHER GRANT ASSISTANCE
(Dollars in Millions)



MILITARY ASSISTANCE PROGRAM
 INCLUDES MASF, EMERGENCY DRAWDOWNS, AND OTHER GRANT ASSISTANCE; EXCLUDES TRAINING

(DOLLARS IN THOUSANDS)

	FY 1950	FY 1994	FY 1995	FY 1996	FY 1997	FY 1998	FY 1999
WORLDWIDE	56,029,995	117,000	332,284	91,209	95,000	267,700	
<u>EAST ASIA AND PACIFIC</u>	29,024,420		3,151			55,000	
AUSTRALIA	1,177,163						
CAMBODIA							
EAST TIMOR	708,977						
INDOCHINA	192,322						
INDONESIA	810,276						43,000 O/
JAPAN	5,471,719						
KOREA (SEOUL) A/	1,471,876	C/					
LAOS A/	72,134						
MYANMAR	634,435						
REP OF PHILIPPINES A/	2,554,637						5,000 O/
TAIWAN	1,169,030						
THAILAND A/	14,773,851			3,000 C/			7,000 O/
VIETNAM A/							
<u>NEAR EAST AND SOUTH ASIA</u>	3,025,847	80,000	122,000	34,582	25,000	30,000	
AFGHANISTAN	2						
BANGLADESH	5,769						
EGYPT	13,500	C/					
INDIA	90,256						
IRAN	766,733						
IRAQ	45,208				14,000 I/		
ISRAEL	836,832	C/	80,000 C/	22,000 C/	20,582	25,000 C/	25,000 M/
JORDAN	489,891			100,000 C/			
LEBANON	13,585						
LIBYA	12,624						
MOROCCO	29,600						
NEPAL	1,678						
PAKISTAN	652,831	C/					
SAUDI ARABIA	23,868						
SRI LANKA	3,167						
TUNISIA	40,304						5,000 M/
<u>EUROPE</u>	18,874,673	32,000	100,000			35,000	
AUSTRIA	96,310						
BELGIUM	1,203,784						
BOSNIA-HERZEGOVINA				100,000 C/			
DENMARK	587,274						
FRANCE	4,045,066						
GERMANY	884,774						
GREECE	1,673,183						
HUNGARY	7,000						

TOTALS MAY NOT ADD DUE TO ROUNDING

* LESS THAN \$500

MILITARY ASSISTANCE PROGRAM
 INCLUDES MASF, EMERGENCY DRAWDOWNS, AND OTHER GRANT ASSISTANCE; EXCLUDES TRAINING
 (DOLLARS IN THOUSANDS)

	FY 2000	FY 2001	FY 2002	FY 2003	FY 2004	FY 1950 FY 2004	
	85,918	41,000	46,000	257,000	135,000	57,499,209	WORLDWIDE
			10,000			29,105,571	EAST ASIA AND PACIFIC
						151	AUSTRALIA
						1,177,163	CAMBODIA
						-	EAST TIMOR
						708,977	INDONESIA
						236,322	JAPAN
						810,276	KOREA (SEOUL) A/
						5,471,719	LAOS A/
						1,471,876	MYANMAR
			10,000 L/			72,134	REP OF PHILIPPINES A/
						649,435	TAIWAN
						2,554,637	THAILAND A/
						1,176,030	VIETNAM A/
						14,776,851	
9,000	5,000	7,000	257,000	135,000	3,730,429		NEAR EAST AND SOUTH ASIA
		2,000 L/	158,000 W/	135,000 X/	295,002		AFGHANISTAN
					5,769		BANGLADESH
					13,500		EGYPT
					90,256		INDIA
5,000 S/			92,000 V/		766,733		IRAQ
					156,208		ISRAEL
			7,000 W/		938,832		JORDAN
					667,473		LEBANON
					13,585		LIBYA
					12,624		MOROCCO
					29,600		NEPAL
					1,678		PAKISTAN
					652,831		SAUDI ARABIA
					23,868		SRI LANKA
					3,167		TUNISIA
4,000 M/	5,000 T/	5,000 V/			59,304		EUROPE
		25,000			19,066,673		AUSTRIA
					96,310		BELGIUM
					1,203,784		BOSNIA-HERZEGOVINA
					100,000		DENMARK
					587,066		FRANCE
		25,000 L/T/			4,045,066		GERMANY
					25,000		GREECE
					884,774		HUNGARY
					1,673,183		
					7,000		

TOTALS MAY NOT ADD DUE TO ROUNDING

* LESS THAN \$500

MILITARY ASSISTANCE PROGRAM (CONTINUED)
 INCLUDES MASF, EMERGENCY DRAWDOWNS, AND OTHER GRANT ASSISTANCE; EXCLUDES TRAINING

(DOLLARS IN THOUSANDS)

	FY 1950	FY 1994	FY 1995	FY 1996	FY 1997	FY 1998	FY 1999
EUROPE (CONTINUED)							
ITALY	2,243,742	-	-	-	-	-	-
LUXEMBOURG	7,753	-	-	-	-	-	-
NETHERLANDS	1,178,056	-	-	-	-	-	-
NORWAY	862,177	-	-	-	-	-	-
PORTUGAL	523,068	B/	-	-	-	-	-
SERBIA AND MONTENEGR	-	-	-	-	-	-	-
SPAIN	689,894	-	-	-	-	-	-
TURKEY	3,170,169	D/	-	-	-	-	-
UNITED KINGDOM	1,012,855	-	32,000	-	-	-	-
YUGOSLAVIA	689,570	-	-	-	-	-	35,000 P/
AFRICA	384,703	55	27,133	10,000	15,000	2,133	3,000 N/
BENIN	-	-	-	-	-	-	-
BOTSWANA	-	57	-	-	-	-	-
BURKINA FASO	-	239	-	-	-	-	-
CAMEROON	-	52,518	B/C/	-	-	-	-
CHAD	-	23,308	-	-	-	-	-
CONGO (KINSHASA)	-	-	-	10,000	-	-	-
ERITREA	-	-	-	-	-	-	-
ETHIOPIA	-	182,958	-	-	-	-	-
GHANA	-	-	-	-	-	-	-
GUINEA	-	810	-	-	-	-	-
IVORY COAST	-	54	-	-	-	-	-
KENYA	-	6,249	-	-	15,000	-	-
LIBERIA	-	1,865	-	-	-	-	-
MALI	-	52	-	-	-	-	-
NIGER	-	-	-	-	-	-	-
NIGERIA	-	-	-	-	-	-	-
RWANDA	-	75,000	C/	-	-	-	-
SENEGAL	-	11,066	C/	-	-	-	-
SIERRA LEONE	-	28,750	C/	-	-	-	-
SOMALIA	-	1,721	-	-	-	-	-
SUDAN	-	-	-	-	2,133	-	-
UGANDA	-	-	-	-	-	-	-
WESTERN HEMISPHERE	996,669	5,000	76,000	57,000	70,000	144,700	12,442 K/
ANTIGUA & BARBUDA	-	-	-	-	-	-	-
ARGENTINA	-	49,022	-	-	-	-	-
BAHAMAS	-	-	-	-	-	-	-
BARBADOS	-	-	-	8,500	C/	1,480	J/
BELIZE	-	405	-	-	-	-	-
BOLIVIA	-	44,883	-	-	-	-	-
BRAZIL	-	207,163	-	-	-	-	-
CHILE	-	83,931	-	-	-	-	-

TOTALS MAY NOT ADD DUE TO ROUNDING

* LESS THAN \$500

MILITARY ASSISTANCE PROGRAM (CONTINUED)
 INCLUDES MASF, EMERGENCY DRAWDOWNS, AND OTHER GRANT ASSISTANCE; EXCLUDES TRAINING
 (DOLLARS IN THOUSANDS)

	FY 2000	FY 2001	FY 2002	FY 2003	FY 2004	FY 1950 FY 2004	
						2,243,742	EUROPE (CONTINUED)
						7,753	ITALY
						1,178,056	LOUXEMBOURG
						862,177	NETHERLANDS
						523,068	NORWAY
							PORTUGAL
							SERBIA AND MONTENEGR
						689,894	SPAIN
						3,170,169	TURKEY
						1,044,855	UNITED KINGDOM
						724,570	YUGOSLAVIA
55,600	36,000	4,000				510,436	AFRICA
						55	BENIN
37,600 R/						37,600	BOTSWANA
						57	BURKINA FASO
						239	CAMEROON
						52,518	CHAD
						23,308	CONGO (KINSHASA)
						10,000	ERITREA
						182,958	ETHIOPIA
		6,323 Q/	4,000 L/			10,323	GHANA
						810	GUINEA
						54	IVORY COAST
							KENYA
						21,249	LIBERIA
						1,865	MALI
						52	NIGER
		5,398 Q/				5,398	NIGERIA
						75,000	RWANDA
						14,453	SENEGAL
18,000 Q/	3,387 Q/	20,891 Q/				41,891	SIERRA LEONE
						28,750	SOMALIA
						1,721	SUDAN
						2,133	UGANDA
20,000						1,369,369	WESTERN HEMISPHERE
						12,442	ANTIGUA & BARBUDA
						49,022	ARGENTINA
							BAHAMAS
						10,141	BARBADOS
						405	BELIZE
						56,903	BOLIVIA
						209,166	BRAZIL
						83,931	CHILE

TOTALS MAY NOT ADD DUE TO ROUNDING

* LESS THAN \$500

MILITARY ASSISTANCE PROGRAM (CONTINUED)
 INCLUDES MASF, EMERGENCY DRAWDOWNS, AND OTHER GRANT ASSISTANCE; EXCLUDES TRAINING

(DOLLARS IN THOUSANDS)

	FY 1950	FY 1995	FY 1996	FY 1997	FY 1998	FY 1999
<u>WESTERN HEMISPHERE (CONTINUED)</u>						
COLOMBIA	173,623 C/	-	40,500 C/	14,200 J/	31,256 K/	59,000 K/
COSTA RICA	930	-	-	-	-	-
CUBA	8,552	-	-	-	-	-
DOMINICA	-	-	-	5 J/	30 K/	-
DOMINICAN REPUBLIC	36,549 C/	-	-	-	450 K/	-
ECUADOR	40,081 C/	-	-	-	1,797 K/	5,000 K/
EL SALVADOR	74,238	-	-	-	-	15,000 L/
GUATEMALA	16,247	-	-	5 J/	52 K/	-
GUYANA	-	-	-	-	726 K/	15,000 L/
HAITI	52,427 C/	5,000 C/	1,000 C/	-	-	-
HONDURAS	25,603	-	-	-	545 K/	25,000 L/
JAMAICA	12,912 C/	-	-	-	1,200 K/	-
MEXICO	27,929 C/	-	-	-	500 K/	-
NICARAGUA	7,668	-	-	37,000 K/	-	20,000 L/
PANAMA	4,392	-	-	-	-	700 K/
PARAGUAY	9,325	-	-	-	-	-
PERU	74,952	-	-	-	-	-
ST KITTS AND NEVIS	-	-	13,750 C/	2,300 J/	5,386 K/	5,000 K/
ST LUCIA	-	-	-	5 J/	71 K/	-
ST VINCENT + GREN.	-	-	-	5 J/	20 K/	-
TRINIDAD + TOBAGO	-	-	-	-	341 K/	-
URUGUAY	45,804	-	-	-	1,000 K	-
VENEZUELA	33	-	12,250 C/	1,000 J/	-	-
INTERNATL. ORG. AND VARIOUS	1,709,479	-	-	-	-	-
GEN. AND REG. COSTS	2,002,204	-	4,303	627	-	-

TOTALS MAY NOT ADD DUE TO ROUNDING

* LESS THAN \$500

MILITARY ASSISTANCE PROGRAM (CONTINUED)
 INCLUDES MASF, EMERGENCY DRAWDOWNS, AND OTHER GRANT ASSISTANCE; EXCLUDES TRAINING
 (DOLLARS IN THOUSANDS)

	FY 2000	FY 2001	FY 2002	FY 2003	FY 2004	FY 1950 FY 2004	
	-	-	-	-	-	318,579	COLOMBIA
	-	-	-	-	-	930	COSTA RICA
	-	-	-	-	-	8,552	CUBA
	-	-	-	-	-	35	DOMINICA
	-	-	-	-	-	36,999	DOMINICAN REPUBLIC
	-	-	-	-	-	46,878	ECUADOR
	-	-	-	-	-	89,238	EL SALVADOR
	-	-	-	-	-	54	GRENADA
	-	-	-	-	-	31,973	GUATEMALA
	-	-	-	-	-	-	GUYANA
	-	-	-	-	-	58,427	HAITI
	-	-	-	-	-	51,148	HONDURAS
	-	-	-	-	-	14,112	JAMAICA
	-	-	-	-	-	65,429	MEXICO
	-	-	-	-	-	27,668	NICARAGUA
	-	-	-	-	-	5,092	PANAMA
	-	-	-	-	-	9,325	PARAGUAY
	-	-	-	-	-	101,388	PERU
	-	-	-	-	-	76	ST KITTS AND NEVIS
	-	-	-	-	-	25	ST LUCIA
	-	-	-	-	-	341	ST VINCENT + GREN.
	-	-	-	-	-	1,000	TRINIDAD + TOBAGO
	-	-	-	-	-	45,804	URUGUAY
	-	-	-	-	-	33,283	VENEZUELA
	20,000 L/	-	-	-	-	-	
	1,318	-	-	-	-	1,612,391	INTERNATL. ORG. AND VARIOUS
	-	-	-	-	-	2,007,134	GEN. AND REG. COSTS

TOTALS MAY NOT ADD DUE TO ROUNDING

* LESS THAN \$500

MILITARY ASSISTANCE PROGRAM (CONTINUED)
INCLUDES MASF, EMERGENCY DRAWDOWNS, AND OTHER GRANT ASSISTANCE; EXCLUDES TRAINING

NOTE: INCLUDED IN THE DATA FOR FY 1991, 1992 AND 1993 ARE TRANSFERS OF EXCESS DEFENSE ARTICLES (EDA) UNDER SECTION 519 OF THE FOREIGN ASSISTANCE ACT OF 1961, AS AMENDED. THESE EDA TRANSFERS ARE INTENDED TO HELP MODERNIZE THE MILITARY CAPABILITIES OF COUNTRIES WHICH ARE RECIPIENTS OF FOREIGN MILITARY FINANCING (FMF).

A/ DURING THE PERIOD FY 66-75, GRANT AID FUNDING IN SUPPORT OF ACTIVITIES IN SOUTHEAST ASIA WAS A PART OF THE REGULAR DOD APPROPRIATION AND WAS IDENTIFIED FOR PROGRAMMING PURPOSES AS MILITARY ASSISTANCE SERVICE FUNDED (MASF) PROGRAMS. THE FUNDS WERE USED FOR PROVIDING MILITARY EQUIPMENT AND RELATED SERVICES AND TRAINING TO THOSE COUNTRIES ENGAGED IN THE HOSTILITIES IN SOUTHEAST ASIA, I.E., KOREA, LAOS, PHILIPPINES, THAILAND, AND VIETNAM. ALSO INCLUDED ARE TRANSFERS TO KOREA UNDER SECTION 3, P.L. 91-952, DATED JANUARY 5, 1971 AND SECTION 23 OF P.L. 95-384, DATED SEPTEMBER 26, 1978, AS WELL AS THE TRANSFER OF AMMUNITION TO THAILAND UNDER SECTION 24 OF P.L. 96-92, DATED OCTOBER 29, 1979.

B/ INCLUDES MAP MERGER FUNDS FOR PORTUGAL OF \$6.5 MILLION IN FY 1982, \$25.0 MILLION IN FY 1983, AND \$10.0 MILLION IN FY 1984; FOR CHAD \$110 THOUSAND IN FY 1984.

C/ EXCEPT FOR CHAD (1987) WHERE \$25.0 MILLION WAS AUTHORIZED, AMOUNTS SHOWN FOR SECTION 506 AND OTHER DRAWDOWNS REFLECT THE AMOUNTS AUTHORIZED IN PRESIDENTIAL DETERMINATIONS, BEGINNING IN FY 1986, NOT THE VALUE OF PROGRAM DIRECTIVES ISSUED AGAINST PRESIDENTIAL DETERMINATIONS, AS REPORTED IN PREVIOUS FISCAL YEARS.

D/ INCLUDES SECTION 506 FUNDING OF \$75.0 MILLION FOR KURDISH RELIEF.

E/ LA ANTI-NARCOTICS ASSISTANCE OF \$53.3 MILLION ALLOCATED AS FOLLOWS: BELIZE \$.5 MILLION; BOLIVIA \$7.8 MILLION; COLOMBIA \$20.0 MILLION; ECUADOR \$3.0 MILLION; JAMAICA \$5.0 MILLION; MEXICO \$17.0 MILLION.

F/ REPRESENTS SECTION 506 DRAWDOWN PURSUANT TO PRESIDENTIAL DETERMINATION 94-50, DATED SEPTEMBER 19, 1994, FOR THE COUNTRIES PARTICIPATING IN THE MULTINATIONAL COALITION TO RESTORE DEMOCRACY TO HAITI. PARTICIPATING COUNTRIES INCLUDE ANTIGUA-BARBUDA, ARGENTINA, AUSTRALIA, BAHAMAS, BANGLADESH, BARBADOS, BELIZE, BENIN, BOLIVIA, DENMARK, DOMINICA, FRANCE, GRENADA, GUATEMALA, GUYANA, ISRAEL, JAMAICA, JORDAN, NEPAL, NETHERLANDS, NORWAY, THE PHILIPPINES, POLAND, ST. LUCIA, ST. KITTS, ST. VINCENT AND THE GRENADINES, TRINIDAD AND TOBAGO, AND THE UNITED KINGDOM.

G/ REPRESENTS SECTION 552(C)(2) DRAWDOWN PURSUANT TO PRESIDENTIAL DETERMINATION 93-43, DATED 30 SEPTEMBER 1993, FOR THE PROVISION OF COMMODITIES AND SERVICES TO SUPPORT PEACEKEEPING OPERATIONS RELATED TO THE REESTABLISHMENT OF POLICE FORCES IN SOMALIA.

H/ REPRESENTS SECTION 506 DRAWDOWNS PURSUANT TO PRESIDENTIAL DETERMINATIONS 95-29, 95-33, AND 95-34 TO SUPPORT UN RAPID REACTION FORCE (RRF) IN BOSNIA-HERCEGOVINA.

I/ REPRESENTS SECTION 506 AND SECTION 552, FOREIGN ASSISTANCE ACT, DRAWDOWNS PURSUANT TO PRESIDENTIAL DETERMINATION SIGNED DECEMBER 11, 1996, IN THE AMOUNT OF \$4.0 MILLION FOR THE MULTINATIONAL TURCOMAN CEASEFIRE MONITORING FORCE AND PRESIDENTIAL DETERMINATION 97-14, SIGNED DECEMBER 27, 1996, IN THE AMOUNT OF \$10.0 MILLION FOR REPATRIATION OF IRAQI KURDS TO THE UNITED STATES.

J/ REPRESENTS SECTION 506 DRAWDOWNS FOR LATIN AMERICA COUNTERNARCOTICS ASSISTANCE IN THE AMOUNT OF \$20.0 MILLION PURSUANT TO PRESIDENTIAL DETERMINATION PD97-38, SIGNED SEPTEMBER 30, 1997, AND \$75.0 MILLION PURSUANT TO PD98-41, SIGNED SEPTEMBER 30, 1998.

K/ REPRESENTS SECTION 506 DRAWDOWNS FOR COUNTERNARCOTICS ASSISTANCE IN THE AMOUNT OF \$37.0 MILLION PURSUANT TO PRESIDENTIAL DETERMINATION 97-9, SIGNED DECEMBER, 2, 1996.

TOTALS MAY NOT ADD DUE TO ROUNDING

* LESS THAN \$500

MILITARY ASSISTANCE PROGRAM (CONTINUED)
INCLUDES MASF, EMERGENCY DRAWDOWNS, AND OTHER GRANT ASSISTANCE; EXCLUDES TRAINING

- L/ REPRESENTS SECTION 506 DRAWDOWNS FOR DISASTER RELIEF (HURRICANE MITCH) PURSUANT TO PRESIDENTIAL DETERMINATION 99-03, SIGNED NOVEMBER 6, 1998, IN THE AMOUNT OF \$30.0 MILLION AND 99-04, SIGNED NOVEMBER 14, 1998 IN THE AMOUNT OF \$45.0 MILLION FOR HONDURAS, NICARAGUA, EL SALVADOR AND GUATEMALA; 2000-09, SIGNED DECEMBER 23, 1999, (FLOOD RELIEF) FOR VENEZUELA IN THE AMOUNT OF 20.0 MILLION.
- M/ REPRESENTS DRAWDOWNS AUTHORIZED BY THE 1999 FOREIGN OPERATIONS, EXPORT FINANCING AND RELATED PROGRAMS APPROPRIATIONS ACT FOR DEFENSE ARTICLES AND SERVICES PURSUANT TO PRESIDENTIAL DETERMINATIONS 99-18, SIGNED MARCH 25, 1999, FOR JORDAN (\$25.0 MILLION); AND FOR TUNISIA 99-32, SIGNED JULY 1, 1999, (\$5.0 MILLION) AND 2000-033, SIGNED SEPTEMBER 29, 2000, (\$4.0 MILLION).
- N/ REPRESENTS SECTION 506 DRAWDOWNS FOR NONLETHAL EMERGENCY MILITARY ASSISTANCE TO STATES PARTICIPATING IN THE ECONOMIC COMMUNITY OF WEST AFRICAN STATES' MONITORING GROUP (ECOMOG) IN THE AMOUNT OF \$3.0 MILLION PURSUANT TO PRESIDENTIAL DETERMINATION 99-34, SIGNED AUGUST 13, 1999. THE PARTICIPATING COUNTRIES ARE NIGERIA, GHANA, SIERRA LEONE AND GUINEA.
- O/ REPRESENTS SECTION 506 DRAWDOWN TO SUPPORT MULTINATIONAL FORCES PARTICIPATING IN INTERNATIONAL OPERATIONS IN EAST TIMOR PURSUANT TO PRESIDENTIAL DETERMINATION 99-39, SIGNED SEPTEMBER 21 1999. PARTICIPATING COUNTRIES ARE PHILIPPINES, NEW ZEALAND, THAILAND AND KENYA.
- P/ REPRESENTS DRAWDOWNS AUTHORIZED BY THE 1999 FOREIGN OPERATIONS, EXPORT FINANCING AND RELATED PROGRAMS APPROPRIATIONS ACT FOR DEFENSE ARTICLES AND SERVICES PURSUANT TO PRESIDENTIAL DETERMINATIONS 99-35, SIGNED AUGUST 17, 1999, FOR KOSOVO (FORMERLY YUGOSLAVIA) IN THE AMOUNT OF \$5.0 MILLION; 99-20, SIGNED MARCH 31, 1999, TO SUPPORT INTERNATIONAL PEACEKEEPING RELIEF EFFORTS FOR KOSOVO REFUGEES IN THE AMOUNT OF \$25.0 MILLION; 99-40, SEPTEMBER 21, 1999 TO SUPPORT DEVELOPMENT OF THE KOSOVO PROTECTION CORPS IN THE AMOUNT OF \$5.0 MILLION.
- Q/ REPRESENTS SECTION 506 DRAWDOWN IN SUPPORT OF THE UNITED NATIONS MISSION IN SIERRA LEONE PURSUANT TO PRESIDENTIAL DETERMINATION 2000-27, SIGNED JULY 21, 2000 IN THE AMOUNT OF \$18.0 MILLION, AND 2001-04, SIGNED DECEMBER 11, 2000 IN THE AMOUNT OF \$36.0 MILLION.
- R/ REPRESENTS SECTION 506 DRAWDOWN TO PROVIDE INTERNATIONAL DISASTER ASSISTANCE TO SOUTHERN AFRICA INCLUDING MOZAMBIQUE, SOUTH AFRICA, ZIMBABWE AND BOTSWANA PURSUANT TO PRESIDENTIAL DETERMINATION 2000-17, SIGNED MARCH 2, 2000.
- S/ REPRESENTS DRAWDOWN UNDER THE IRAQ LIBERATION ACT OF 1998 (P.L. 105-339) TO PROVIDE MILITARY ARTICLES, EDUCATION AND TRAINING PURSUANT TO PRESIDENTIAL DETERMINATION 2000-05, SIGNED 29 OCTOBER 1999, IN THE AMOUNT OF \$5.0 MILLION.
- T/ REPRESENTS DRAWDOWN UNDER THE FOREIGN OPERATIONS, EXPORT FINANCING AND RELATED PROGRAMS APPROPRIATIONS ACT OF 2001 (P.L. 106-429) TO PROVIDE MILITARY ARTICLES, EDUCATION AND TRAINING PURSUANT TO PRESIDENTIAL DETERMINATION 2001-24, SIGNED AUGUST 18, 2001 IN THE AMOUNT OF \$5.0 MILLION.
- U/ REPRESENTS DRAWDOWN UNDER THE KENNETH M. LUDDEN FOREIGN OPERATIONS, EXPORT FINANCING, AND RELATED PROGRAMS APPROPRIATIONS ACT TITLE III MILITARY ASSISTANCE ACT, 2002 (P.L. 107-115) PURSUANT TO PRESIDENTIAL DETERMINATION 2002-28, SIGNED AUGUST 14, 2002 IN THE AMOUNT OF \$5.0 MILLION FOR TUNISIA.
- V/ REPRESENTS DRAWDOWN UNDER THE IRAQ LIBERATION ACT OF 1998 (P.L. 105-338) PURSUANT TO PRESIDENTIAL DETERMINATION 2003-06, SIGNED DECEMBER 7, 2002 IN THE AMOUNT OF \$92 MILLION TO PROVIDE ASSISTANCE TO IRAQI OPPOSITION GROUPS.

TOTALS MAY NOT ADD DUE TO ROUNDING

* LESS THAN \$500

MILITARY ASSISTANCE PROGRAM (CONTINUED)
INCLUDES MASF, EMERGENCY DRAWDOWNS, AND OTHER GRANT ASSISTANCE; EXCLUDES TRAINING

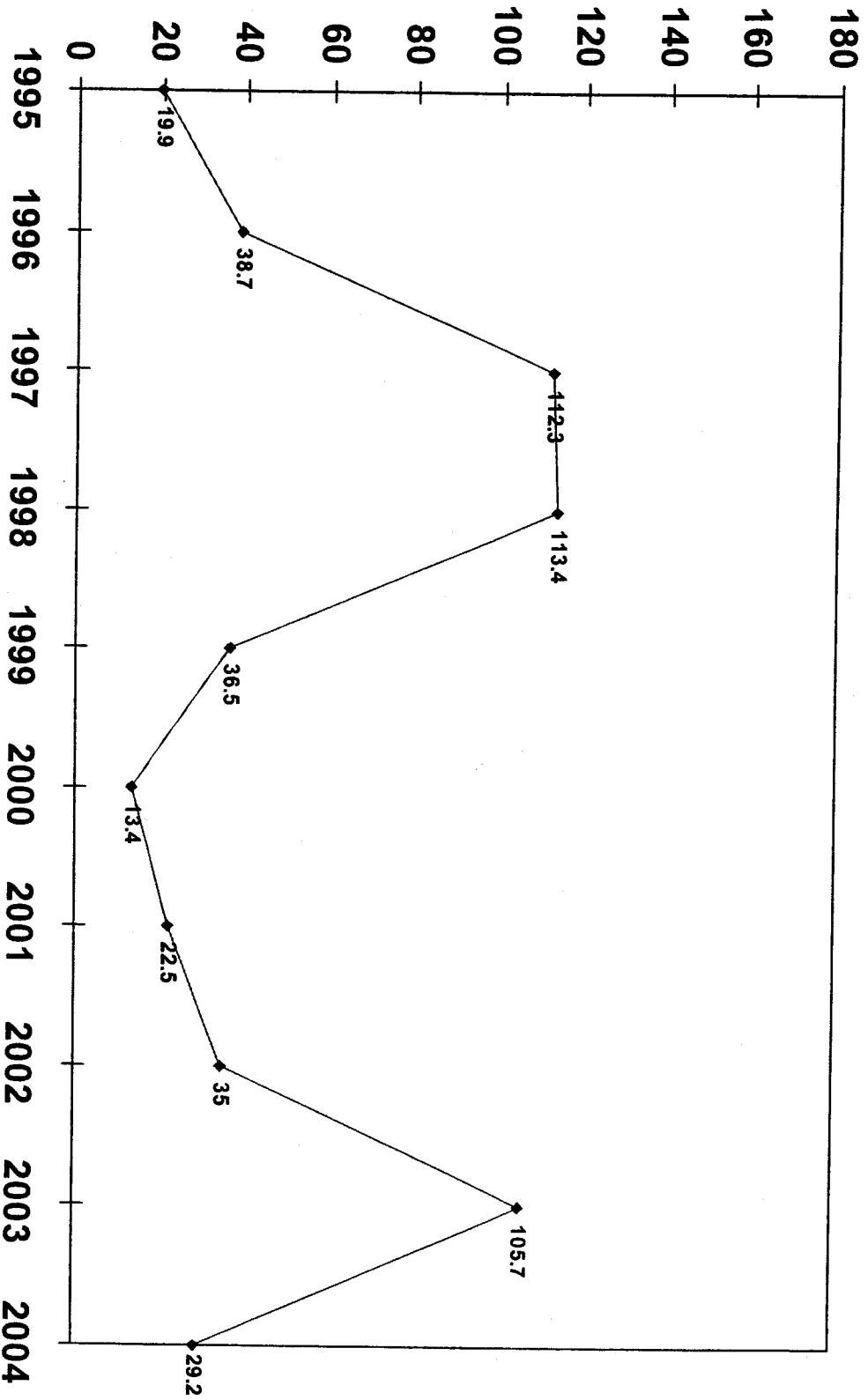
W/ REPRESENTS DRAWDOWN UNDER THE AFGHANISTAN FREEDOM SUPPORT ACT (P.L. 107-327), PURSUANT TO PRESIDENTIAL DETERMINATION 2003-15, SIGNED FEBRUARY 13, 2003 IN THE AMOUNT OF \$165 MILLION; \$158 MILLION FOR THE TRANSITIONAL ISLAMIC STATE OF AFGHANISTAN AND \$7 MILLION TO JORDAN TO ASSIST IN ITS OPERATIONS IN AFGHANISTAN.

X/ REPRESENTS DRAWDOWN UNDER THE AFGHANISTAN FREEDOM SUPPORT ACT (P.L. 107-327), PURSUANT TO PRESIDENTIAL DETERMINATION 2004-15, SIGNED DECEMBER 16, 2003 IN THE AMOUNT OF \$135 MILLION FOR THE TRANSITIONAL ISLAMIC STATE OF AFGHANISTAN.

TOTALS MAY NOT ADD DUE TO ROUNDING

* LESS THAN \$500

MILITARY ASSISTANCE PROGRAM DEL/EXP
INCLUDES MASF, EMERGENCY DRAWDOWNS, AND OTHER GRANT ASSISTANCE
(Dollars in Millions)



MILITARY ASSISTANCE PROGRAM DELIVERIES/EXPENDITURES
 INCLUDES MASF, EMERGENCY DRAWDOWNS, AND OTHER GRANT ASSISTANCE; EXCLUDES TRAINING

(DOLLARS IN THOUSANDS)

	FY 1994	FY 1995	FY 1996	FY 1997	FY 1998	FY 1999
WORLDWIDE	54,977,641	19,962	38,741	112,370	113,486	36,578
EAST ASIA AND PACIFIC	29,012,192	-	10	-	-	9,000
CAMBODIA	1,177,163	-	-	-	-	-
EAST TIMOR	-	-	-	-	-	9,000
INDOCHINA	708,977	-	-	-	-	-
INDONESIA	192,322	-	-	-	-	-
JAPAN	810,276	-	-	-	-	-
KOREA (SEOUL)	5,471,665	-	-	-	-	-
LAOS	1,460,076	-	10	-	-	-
MYANMAR	72,134	-	-	-	-	-
REP OF PHILIPPINES	622,064	-	-	-	-	-
TAIWAN	2,554,637	-	-	-	-	-
THAILAND	1,169,028	-	-	-	-	-
VIETNAM	14,773,851	-	-	-	-	-
NEAR EAST AND SOUTH ASIA	2,335,010	1,807	10,765	18,881	67,341	7,522
AFGHANISTAN	2	-	-	-	-	-
BANGLADESH	3,969	55	-	-	-	-
EGYPT	1,453	1,607	-	-	-	-
INDIA	90,256	-	-	-	-	-
IRAN	766,733	-	-	-	-	-
IRAQ	45,208	-	-	2,543	-	-
ISRAEL	160,022	5	100	-	-	-
JORDAN	489,711	-	10,665	16,338	67,341	7,450
LEBANON	13,585	-	-	-	-	-
LIBYA	12,624	-	-	-	-	-
MOROCCO	29,600	-	-	-	-	-
NEPAL	1,678	140	-	-	-	-
PAKISTAN	652,831	-	-	-	-	-
SAUDI ARABIA	23,868	-	-	-	-	-
SRI LANKA	3,167	-	-	-	-	-
TUNISIA	40,304	-	-	-	-	71
EUROPE	18,862,781	12,292	19,640	64,388	2,678	54
AUSTRIA	96,310	-	-	-	-	-
BELGIUM	1,203,784	-	-	-	-	-
BOSNIA-HERZEGOVINA	-	228	19,640	64,388	2,678	54
DENMARK	587,274	-	-	-	-	-
FRANCE	4,045,066	2,742	-	-	-	-
GEORGIA	-	-	-	-	-	-
GERMANY	884,774	-	-	-	-	-
GREECE	1,673,183	-	-	-	-	-
ITALY	2,243,742	-	-	-	-	-
LUXEMBOURG	7,753	-	-	-	-	-

TOTALS MAY NOT ADD DUE TO ROUNDING

* LESS THAN \$500

MILITARY ASSISTANCE PROGRAM DELIVERIES/EXPENDITURES
 INCLUDES MASF, EMERGENCY DRAWDOWNS, AND OTHER GRANT ASSISTANCE; EXCLUDES TRAINING

(DOLLARS IN THOUSANDS)

	FY 2000	FY 2001	FY 2002	FY 2003	FY 2004	FY 1950 FY 2004	
	13,468	22,521	35,036	105,755	29,226	55,504,783	WORLDWIDE
			6,634			29,027,836	EAST ASIA AND PACIFIC
						1,177,163	CAMBODIA
						9,000	EAST TIMOR
						708,977	INDOCHINA
						192,322	INDONESIA
						810,276	JAPAN
						5,471,665	KOREA (SEOUL)
						1,460,086	LAOS
						72,134	MYANMAR
		6,634				628,698	REP OF PHILIPPINES
						2,554,637	TAIWAN
						1,169,028	THAILAND
						14,773,851	VIETNAM
9,429	17,671	13,730	91,818	149	2,574,122		NEAR EAST AND SOUTH ASIA
		1,024	70,687		71,713		AFGHANISTAN
		*			4,024		BANGLADESH
					3,059		EGYPT
					90,256		INDIA
					766,883		IRAN
			922	19,970	149	68,643	IRAQ
8,029	10,730	8,038	982			160,126	ISRAEL
						619,283	JORDAN
						13,585	LEBANON
						12,624	LIBYA
						29,600	MOROCCO
						1,818	NEPAL
						652,831	PAKISTAN
						23,868	SAUDI ARABIA
						3,167	SRI LANKA
1,400	6,941	3,746	179			52,641	TUNISIA
		12,188			23,500	18,997,520	EUROPE
						96,310	AUSTRIA
						1,203,784	BELGIUM
		160				87,149	BOSNIA-HERZEGOVINA
						587,274	DENMARK
						4,047,809	FRANCE
		12,027				12,027	GEORGIA
						884,774	GERMANY
						1,673,183	GREECE
						2,243,742	ITALY
						7,753	LUXEMBOURG

TOTALS MAY NOT ADD DUE TO ROUNDING

* LESS THAN \$500

MILITARY ASSISTANCE PROGRAM DELIVERIES/EXPENDITURES (CONTINUED)
 INCLUDES MASF, EMERGENCY DRAWDOWNS, AND OTHER GRANT ASSISTANCE; EXCLUDES TRAINING

(DOLLARS IN THOUSANDS)

	FY 1950	FY 1994	FY 1995	FY 1996	FY 1997	FY 1998	FY 1999
<u>EUROPE (CONTINUED)</u>							
NETHERLANDS	1,178,056		133	-	-	-	-
NORWAY	862,177		-	-	-	-	-
PORTUGAL	523,068		-	-	-	-	-
SERBIA AND MONTENEGRO	-		-	-	-	-	-
SPAIN	689,885		-	-	-	-	-
TURKEY	3,165,286		-	-	-	-	-
UNITED KINGDOM	1,012,855		9,189	-	-	-	-
YUGOSLAVIA	689,570		-	-	-	-	-
<u>AFRICA</u>							
BENIN	287,116		-	1,525	2,298	-	1,687
BURKINA FASO	55		-	-	2	-	-
CAMEROON	57		-	-	-	-	-
CHAD	239		-	-	-	-	-
CONGO (KINSHASA)	52,099		-	-	-	-	-
ERITREA	23,308		-	1,525	-	-	-
ETHIOPIA	182,948		-	-	-	-	-
GHANA	-		-	-	-	-	-
GUINEA	810		-	-	-	-	-
IVORY COAST	54		-	-	-	-	-
KENYA	-		-	-	-	-	-
LIBERIA	5,388		-	-	-	-	-
MALI	1,865		-	-	-	-	-
NIGER	52		-	-	-	-	-
NIGERIA	-		-	-	-	-	-
SENEGAL	10,655		-	-	164	-	-
SIERRA LEONE	-		-	-	-	-	1,687
SOMALIA	7,865		-	-	-	-	-
SUDAN	1,721		-	-	-	-	-
UGANDA	-		-	-	2,133	-	-
<u>WESTERN HEMISPHERE</u>							
ANTIGUA & BARBUDA	876,888		5,864	6,802	20,157	42,875	18,315
ARGENTINA	-		1	-	39	3,574	1,941
BAHAMAS	34,020		4	-	-	-	-
BARBADOS	-		3	-	-	169	-
BELIZE	392		3	-	-	-	-
BOLIVIA	39,785		15	-	-	4,634	577
BRAZIL	206,910		-	-	-	2,256	-
CHILE	83,931		-	-	-	-	-
COLOMBIA	152,611		-	-	12,829	21,776	10,777
COSTA RICA	930		-	-	-	-	-
CUBA	8,552		-	-	-	-	-

TOTALS MAY NOT ADD DUE TO ROUNDING

* LESS THAN \$500

MILITARY ASSISTANCE PROGRAM DELIVERIES/EXPENDITURES (CONTINUED)
 INCLUDES MASF, EMERGENCY DRAWDOWNS, AND OTHER GRANT ASSISTANCE; EXCLUDES TRAINING

(DOLLARS IN THOUSANDS)

	FY 2000	FY 2001	FY 2002	FY 2003	FY 2004	FY 1950 FY 2004	
<u>EUROPE (CONTINUED)</u>							
NETHERLANDS	-	-	-	-	-	1,178,188	
NORWAY	-	-	-	-	-	862,177	
PORTUGAL	-	-	-	-	-	523,068	
SERBIA AND MONTENEGRO	-	-	-	-	23,500	23,500	
SPAIN	-	-	-	-	-	689,885	
TURKEY	-	-	-	-	-	3,165,286	
UNITED KINGDOM	-	-	-	-	-	1,022,044	
YUGOSLAVIA	-	-	-	-	-	689,570	
	351	4,393	2,282	432	10	300,095	AFRICA
	-	-	-	-	-	57	BENIN
	-	-	-	-	-	57	BURKINA FASO
	-	-	-	-	-	239	CAMEROON
	-	-	-	-	-	52,099	CHAD
	-	-	-	-	-	23,308	CONGO (KINSHASA)
	-	-	-	-	-	1,525	ERITREA
	-	301	747	432	10	182,958	ETHIOPIA
	-	-	-	-	-	1,481	GHANA
	-	-	-	-	-	810	GUINEA
	-	-	-	-	-	54	IVORY COAST
	-	-	110	-	-	110	KENYA
	-	-	-	-	-	5,388	LIBERIA
	-	-	-	-	-	1,865	MALI
	-	-	-	-	-	52	NIGER
	-	-	1,424	-	-	1,424	NIGERIA
	351	4,062	-	-	-	14,861	SENEGAL
	-	29	-	-	-	2,067	SIERRA LEONE
	-	-	-	-	-	7,865	SOMALIA
	-	-	-	-	-	1,721	SUDAN
	-	-	-	-	-	2,133	UGANDA
	340	337	185	13,414	1,604	986,782	WESTERN HEMISPHERE
	-	-	-	11,735	-	17,290	ANTIGUA & BARBUDA
	-	-	-	-	-	34,034	ARGENTINA
	62	-	-	-	-	4	BAHAMAS
	-	-	-	-	-	234	BARBADOS
	-	-	-	-	-	395	BELIZE
	-	-	-	-	6	45,018	BOLIVIA
	-	-	-	-	-	209,166	BRAZIL
	-	-	-	-	-	83,931	CHILE
	-	337	-	1,624	-	199,990	COLOMBIA
	-	-	-	-	-	930	COSTA RICA
	-	-	-	-	-	8,552	CUBA

TOTALS MAY NOT ADD DUE TO ROUNDING * LESS THAN \$500

MILITARY ASSISTANCE PROGRAM DELIVERIES/EXPENDITURES (CONTINUED)
 INCLUDES MASF, EMERGENCY DRAWDOWNS, AND OTHER GRANT ASSISTANCE; EXCLUDES TRAINING

(DOLLARS IN THOUSANDS)

	FY 1950	FY 1995	FY 1996	FY 1997	FY 1998	FY 1999
<u>WESTERN HEMISPHERE (CONTINUED)</u>						
DOMINICA	-	-	-	-	-	-
DOMINICAN REPUBLIC	21,644	4,771 *	-	1,434	31	-
ECUADOR	34,895	-	-	-	309	-
EL SALVADOR	74,238	-	-	-	2,430	697
GRENADA	-	1	-	-	55	1,250
GUATEMALA	16,247	77	-	-	580	-
GUYANA	-	-	-	-	-	7
HAITI	2,427	605	3,658	-	-	-
HONDURAS	25,039	-	-	-	35	777
JAMAICA	11,864	304	-	-	290	-
MEXICO	26,265	-	-	5,815	-	-
NICARAGUA	7,668	-	-	-	-	1,250
PANAMA	4,392	-	-	-	-	59
PARAGUAY	9,325	-	-	-	-	-
PERU	74,952	-	1,034	-	40	6,642
ST KITTS AND NEVIS	-	-	-	-	74	981
ST LUCIA	-	-	-	-	21	-
ST VINCENT + GREN.	-	-	-	-	-	-
TRINIDAD + TOBAGO	-	66	-	-	-	-
URUGUAY	40,770	-	-	-	-	-
VENEZUELA	33	-	2,110	-	-	-
INTERNATL. ORG. AND VARIOUS	1,601,449	-	-	6,278	-	-
GEN. AND REG. COSTS	2,002,204	-	-	368	593	-

NOTE: INCLUDED IN THE DATA FOR FY 1991, 1992 AND 1993 ARE TRANSFERS OF EXCESS DEFENSE ARTICLES (EDA) UNDER SECTION 519 OF THE FOREIGN ASSISTANCE ACT OF 1961, AS AMENDED. THESE EDA TRANSFERS ARE INTENDED TO HELP MODERNIZE THE MILITARY CAPABILITIES OF COUNTRIES WHICH ARE RECIPIENTS OF FOREIGN MILITARY FINANCING (FMF).

A/ DURING THE PERIOD FY 66-75, GRANT AID FUNDING IN SUPPORT OF ACTIVITIES IN SOUTHEAST ASIA WAS A PART OF THE REGULAR DOD APPROPRIATION AND WAS IDENTIFIED FOR PROGRAMMING PURPOSES AS MILITARY ASSISTANCE SERVICE FUNDED (MASF) PROGRAMS. THE FUNDS WERE USED FOR PROVIDING MILITARY EQUIPMENT AND RELATED SERVICES AND TRAINING TO THOSE COUNTRIES ENGAGED IN THE HOSTILITIES IN SOUTHEAST ASIA, I.E., KOREA, LAOS, PHILIPPINES, THAILAND, AND VIETNAM. ALSO INCLUDED ARE TRANSFERS TO KOREA UNDER SECTION 3, P.L. 91-952, DATED JANUARY 5, 1971 AND SECTION 23 OF P.L. 95-384, DATED SEPTEMBER 26, 1978, AS WELL AS THE TRANSFER OF AMMUNITION TO THAILAND UNDER SECTION 24 OF P.L. 96-92, DATED OCTOBER 29, 1979.

TOTALS MAY NOT ADD DUE TO ROUNDING

* LESS THAN \$500

MILITARY ASSISTANCE PROGRAM DELIVERIES/EXPENDITURES (CONTINUED)
 INCLUDES MASF, EMERGENCY DRAWDOWNS, AND OTHER GRANT ASSISTANCE; EXCLUDES TRAINING

(DOLLARS IN THOUSANDS)

	FY 2000	FY 2001	FY 2002	FY 2003	FY 2004	FY 1950 FY 2004	
2	-	-	-	31	-	33	DOMINICA
-	-	-	150	-	-	28,189	DOMINICAN REPUBLIC
-	-	-	-	-	-	38,172	ECUADOR
-	-	-	-	-	-	75,488	EL SALVADOR
-	-	-	-	-	-	56	GUATEMALA
-	-	-	-	-	1,230	18,133	HAITI
-	-	-	-	-	-	7	HONDURAS
150	-	-	-	-	300	6,990	JAMAICA
-	-	-	-	-	-	26,001	MEXICO
-	-	-	-	-	-	12,458	NICARAGUA
-	-	-	-	-	-	32,079	PANAMA
-	-	-	-	-	-	8,918	PARAGUAY
-	-	-	-	-	-	4,451	PERU
-	-	-	-	24	-	9,325	ST KITT'S AND NEVIS
-	-	-	-	-	-	83,672	ST LUCIA
-	-	-	-	-	-	74	ST VINCENT + GREN.
-	-	-	-	-	-	21	TRINIDAD + TOBAGO
-	-	-	-	-	68	66	URUGUAY
126	-	-	-	-	-	40,770	VENEZUELA
-	-	-	-	-	-	2,269	
3,348	120	16	90	-	1,611,301		INTERNTL. ORG. AND VARIOUS
-	-	1	-	3,962	2,007,128		GEN. AND REG. COSTS

TOTALS MAY NOT ADD DUE TO ROUNDING

* LESS THAN \$500

MAP EXCESS DEFENSE ARTICLES PROGRAM - ACQUISITION COST
 INCLUDES MILITARY ASSISTANCE SERVICE FUNDED

(DOLLARS IN THOUSANDS)

	FY 1950	FY 1994	FY 1995	FY 1996	FY 1997	FY 1998	FY 1999
WORLDWIDE	6,534,403	-	-	-	-	-	-
EAST ASIA AND PACIFIC	3,475,217	-	-	-	-	-	-
CAMBODIA	85,221	-	-	-	-	-	-
INDOCHINA	21,882	-	-	-	-	-	-
INDONESIA	34,003	-	-	-	-	-	-
JAPAN	174,979	-	-	-	-	-	-
KOREA (SEOUL)	663,885	-	-	-	-	-	-
LAOS	97,805	-	-	-	-	-	-
MYANMAR	12,250	-	-	-	-	-	-
REP OF PHILIPPINES	98,489	-	-	-	-	-	-
TAIWAN	941,286	-	-	-	-	-	-
THAILAND	244,955	-	-	-	-	-	-
VIETNAM	1,100,462	-	-	-	-	-	-
NEAR EAST AND SOUTH ASIA	182,427	-	-	-	-	-	-
INDIA	21,995	-	-	-	-	-	-
IRAN	61,632	-	-	-	-	-	-
IRAQ	3,342	-	-	-	-	-	-
JORDAN	45,557	-	-	-	-	-	-
LEBANON	509	-	-	-	-	-	-
LIBYA	2,195	-	-	-	-	-	-
MOROCCO	11,943	-	-	-	-	-	-
NEPAL	2	-	-	-	-	-	-
PAKISTAN	26,827	-	-	-	-	-	-
SAUDI ARABIA	1,765	-	-	-	-	-	-
SRI LANKA	2	-	-	-	-	-	-
TUNISIA	6,858	-	-	-	-	-	-
EUROPE	2,316,656	-	-	-	-	-	-
AUSTRIA	8,155	-	-	-	-	-	-
BELGIUM	21,327	-	-	-	-	-	-
DENMARK	20,935	-	-	-	-	-	-
FRANCE	289,843	-	-	-	-	-	-
GERMANY	718	-	-	-	-	-	-
GREECE	451,064	-	-	-	-	-	-
ITALY	214,639	-	-	-	-	-	-
LUXEMBOURG	178	-	-	-	-	-	-
NETHERLANDS	44,003	-	-	-	-	-	-
NORWAY	44,051	-	-	-	-	-	-
PORTUGAL	168,252	-	-	-	-	-	-
SPAIN	97,707	-	-	-	-	-	-
TURKEY	855,307	-	-	-	-	-	-
UNITED KINGDOM	72,950	-	-	-	-	-	-
YUGOSLAVIA	27,527	-	-	-	-	-	-

TOTALS MAY NOT ADD DUE TO ROUNDING

* LESS THAN \$500

MAP EXCESS DEFENSE ARTICLES PROGRAM - ACQUISITION COST
 INCLUDES MILITARY ASSISTANCE SERVICE FUNDED

(DOLLARS IN THOUSANDS)

	FY 2000	FY 2001	FY 2002	FY 2003	FY 2004	FY 1950 FY 2004	
						6,534,403	WORLDWIDE
						3,475,217	EAST ASIA AND PACIFIC
						85,221	CAMBODIA
						21,882	INDONESIA
						34,003	INDONESIA
						174,979	JAPAN
						663,885	KOREA (SEOUL)
						97,805	LAOS
						12,250	MYANMAR
						98,489	REP OF PHILIPPINES
						941,286	TAIWAN
						244,955	THAILAND
						1,100,462	VIETNAM
						182,427	NEAR EAST AND SOUTH ASIA
						21,995	INDIA
						61,632	IRAN
						3,342	IRAQ
						45,557	JORDAN
						309	LEBANON
						2,195	LIBYA
						11,943	MOROCCO
						2	NEPAL
						26,827	PAKISTAN
						1,765	SAUDI ARABIA
						2	SRI LANKA
						6,858	TUNISIA
						2,316,656	EUROPE
						8,155	AUSTRIA
						21,327	BELGIUM
						20,935	DENMARK
						289,843	FRANCE
						718	GERMANY
						451,064	GREECE
						214,639	ITALY
						178	LUXEMBOURG
						44,003	NETHERLANDS
						44,051	NORWAY
						168,252	PORTUGAL
						97,707	SPAIN
						855,307	TURKEY
						72,950	UNITED KINGDOM
						27,527	YUGOSLAVIA

TOTALS MAY NOT ADD DUE TO ROUNDING

* LESS THAN \$500

MAP EXCESS DEFENSE ARTICLES PROGRAM - ACQUISITION COST (CONTINUED)
 INCLUDES MILITARY ASSISTANCE SERVICE FUNDED

(DOLLARS IN THOUSANDS)

	FY 1950	FY 1955	FY 1956	FY 1957	FY 1958	FY 1959
<u>AFRICA</u>						
CAMEROON	36,414					
CHAD	4					
CONGO (KINSHASA)	170					
ETHIOPIA	5,213					
GUINEA	30,353					
LIBERIA	50					
MALI	390					
SENEGAL	201					
33						
<u>WESTERN HEMISPHERE</u>						
ARGENTINA	231,623					
BOLIVIA	4,375					
BRAZIL	10,047					
CHILE	83,092					
COLOMBIA	24,010					
COSTA RICA	17,903					
CUBA	115					
DOMINICAN REPUBLIC	5,516					
ECUADOR	3,903					
EL SALVADOR	10,364					
GUATEMALA	2,454					
HAITI	6,732					
HONDURAS	195					
JAMAICA	3,821					
MEXICO	4					
NICARAGUA	50					
PANAMA	5,233					
PARAGUAY	1,673					
PERU	11,182					
URUGUAY	20,277					
VENEZUELA	20,352					
324						
529						
291,537						
291,537						

A/ DURING THE PERIOD FY 66-75, GRANT AID FUNDING IN SUPPORT OF ACTIVITIES IN SOUTHEAST ASIA WAS A PART OF THE REGULAR DOD APPROPRIATION AND WAS IDENTIFIED FOR PROGRAMMING PURPOSES AS MILITARY ASSISTANCE SERVICE FUNDED (NAME) PROGRAMS. THE FUNDS WERE USED FOR PROVIDING MILITARY EQUIPMENT AND RELATED SERVICES AND TRAINING TO THOSE COUNTRIES ENGAGED IN THE HOSTILITIES IN SOUTHEAST ASIA, I.E., KOREA, LAOS, PHILIPPINES, THAILAND, AND VIETNAM. ALSO INCLUDED ARE TRANSFERS TO KOREA UNDER SECTION 3, P.L. 91-952, DATED JANUARY 5, 1971 AND SECTION 23 OF P.L. 95-384, DATED SEPTEMBER 26, 1978, AS WELL AS THE TRANSFER OF AMMUNITION TO THAILAND UNDER SECTION 24 OF P.L. 96-92, DATED OCTOBER 29, 1979.

TOTALS MAY NOT ADD DUE TO ROUNDING

* LESS THAN \$500

MAP EXCESS DEFENSE ARTICLES PROGRAM - ACQUISITION COST (CONTINUED)
 INCLUDES MILITARY ASSISTANCE SERVICE FUNDED

(DOLLARS IN THOUSANDS)

	FY 2000	FY 2001	FY 2002	FY 2003	FY 2004	FY 1950 FY 2004	
	-	-	-	-	-	36,414	AFRICA
	-	-	-	-	-	4	CAMEROON
	-	-	-	-	-	170	CHAD
	-	-	-	-	-	5,213	CONGO (KINSHASA)
	-	-	-	-	-	30,353	ETHIOPIA
	-	-	-	-	-	50	GUINEA
	-	-	-	-	-	390	LIBERIA
	-	-	-	-	-	201	MALI
	-	-	-	-	-	33	SENEGAL
	-	-	-	-	-	231,623	WESTERN HEMISPHERE
	-	-	-	-	-	4,375	ARGENTINA
	-	-	-	-	-	10,047	BOLIVIA
	-	-	-	-	-	83,092	BRAZIL
	-	-	-	-	-	24,010	CHILE
	-	-	-	-	-	17,903	COLOMBIA
	-	-	-	-	-	115	COSTA RICA
	-	-	-	-	-	5,516	CUBA
	-	-	-	-	-	3,903	DOMINICAN REPUBLIC
	-	-	-	-	-	10,364	ECUADOR
	-	-	-	-	-	2,454	EL SALVADOR
	-	-	-	-	-	6,732	GUATEMALA
	-	-	-	-	-	195	HAITI
	-	-	-	-	-	3,821	HONDURAS
	-	-	-	-	-	4	JAMAICA
	-	-	-	-	-	50	MEXICO
	-	-	-	-	-	5,233	NICARAGUA
	-	-	-	-	-	1,673	PANAMA
	-	-	-	-	-	11,182	PARAGUAY
	-	-	-	-	-	20,277	PERU
	-	-	-	-	-	20,352	URUGUAY
	-	-	-	-	-	324	VENEZUELA
	-	-	-	-	-	529	INTERNATL. ORG. AND VARIOUS
	-	-	-	-	-	291,537	GEN. AND REG. COSTS

TOTALS MAY NOT ADD DUE TO ROUNDING

* LESS THAN \$500

MAP EXCESS DEFENSE ARTICLES DELIVERED - ACQUISITION COST
 INCLUDES MILITARY ASSISTANCE SERVICE FUNDED

(DOLLARS IN THOUSANDS)

	FY 1950	FY 1994	FY 1995	FY 1996	FY 1997	FY 1998	FY 1999
<u>WORLDWIDE</u>	6,388,127	-	-	-	-	-	-
<u>EAST ASIA AND PACIFIC</u>	3,475,080	-	-	-	-	-	-
CAMBODIA	85,221	-	-	-	-	-	-
INDOCHINA	21,882	-	-	-	-	-	-
INDONESIA	34,003	-	-	-	-	-	-
JAPAN	174,979	-	-	-	-	-	-
KOREA (SEOUL)	663,748	-	-	-	-	-	-
LAOS	97,805	-	-	-	-	-	-
MYANMAR	12,250	-	-	-	-	-	-
REP OF PHILIPPINES	98,489	-	-	-	-	-	-
TAIWAN	941,286	-	-	-	-	-	-
THAILAND	244,955	-	-	-	-	-	-
VIETNAM	1,100,462	-	-	-	-	-	-
<u>NEAR EAST AND SOUTH ASIA</u>	182,427	-	-	-	-	-	-
INDIA	21,995	-	-	-	-	-	-
IRAN	61,632	-	-	-	-	-	-
IRAQ	3,342	-	-	-	-	-	-
JORDAN	45,557	-	-	-	-	-	-
LEBANON	309	-	-	-	-	-	-
LIBYA	2,195	-	-	-	-	-	-
MOROCCO	11,943	-	-	-	-	-	-
NEPAL	2	-	-	-	-	-	-
PAKISTAN	26,827	-	-	-	-	-	-
SAUDI ARABIA	1,765	-	-	-	-	-	-
SRI LANKA	2	-	-	-	-	-	-
TUNISIA	6,858	-	-	-	-	-	-
<u>EUROPE</u>	2,172,753	-	-	-	-	-	-
AUSTRIA	8,155	-	-	-	-	-	-
BELGIUM	21,327	-	-	-	-	-	-
DENMARK	20,935	-	-	-	-	-	-
FRANCE	289,843	-	-	-	-	-	-
GERMANY	718	-	-	-	-	-	-
GREECE	451,064	-	-	-	-	-	-
ITALY	214,639	-	-	-	-	-	-
LUXEMBOURG	178	-	-	-	-	-	-
NETHERLANDS	44,003	-	-	-	-	-	-
NORWAY	44,051	-	-	-	-	-	-
PORTUGAL	25,240	-	-	-	-	-	-
SPAIN	97,707	-	-	-	-	-	-
TURKEY	854,416	-	-	-	-	-	-
UNITED KINGDOM	72,950	-	-	-	-	-	-
YUGOSLAVIA	27,527	-	-	-	-	-	-

TOTALS MAY NOT ADD DUE TO ROUNDING

* LESS THAN \$500

MAP EXCESS DEFENSE ARTICLES DELIVERED - ACQUISITION COST
INCLUDES MILITARY ASSISTANCE SERVICE FUNDED

(DOLLARS IN THOUSANDS)

	FY 2000	FY 2001	FY 2002	FY 2003	FY 2004	FY 1950 FY 2004	
	-	-	-	-	-	6,388,127	WORLDWIDE
	-	-	-	-	-	3,475,080	EAST ASIA AND PACIFIC
	-	-	-	-	-	85,221	CAMBODIA
	-	-	-	-	-	21,882	INDOCHINA
	-	-	-	-	-	34,003	INDONESIA
	-	-	-	-	-	174,979	JAPAN
	-	-	-	-	-	663,748	KOREA (SEOUL)
	-	-	-	-	-	97,805	LAOS
	-	-	-	-	-	12,250	MYANMAR
	-	-	-	-	-	98,489	REP OF PHILIPPINES
	-	-	-	-	-	941,286	TAIWAN
	-	-	-	-	-	244,955	THAILAND
	-	-	-	-	-	1,100,462	VIETNAM
	-	-	-	-	-	182,427	NEAR EAST AND SOUTH ASIA
	-	-	-	-	-	21,995	INDIA
	-	-	-	-	-	61,632	IRAN
	-	-	-	-	-	3,342	IRAQ
	-	-	-	-	-	45,557	JORDAN
	-	-	-	-	-	309	LEBANON
	-	-	-	-	-	2,195	LIBYA
	-	-	-	-	-	11,943	MOROCCO
	-	-	-	-	-	2	NEPAL
	-	-	-	-	-	26,827	PAKISTAN
	-	-	-	-	-	1,765	SAUDI ARABIA
	-	-	-	-	-	2	SRI LANKA
	-	-	-	-	-	6,858	TUNISIA
	-	-	-	-	-	2,172,753	EUROPE
	-	-	-	-	-	8,155	AUSTRIA
	-	-	-	-	-	21,327	BELGIUM
	-	-	-	-	-	20,935	DENMARK
	-	-	-	-	-	289,843	FRANCE
	-	-	-	-	-	718	GERMANY
	-	-	-	-	-	451,064	GREECE
	-	-	-	-	-	214,639	ITALY
	-	-	-	-	-	178	LUXEMBOURG
	-	-	-	-	-	44,003	NETHERLANDS
	-	-	-	-	-	44,051	NORWAY
	-	-	-	-	-	25,240	PORTUGAL
	-	-	-	-	-	97,707	SPAIN
	-	-	-	-	-	854,416	TURKEY
	-	-	-	-	-	72,950	UNITED KINGDOM
	-	-	-	-	-	27,527	YUGOSLAVIA

TOTALS MAY NOT ADD DUE TO ROUNDING

* LESS THAN \$500

MAP EXCESS DEFENSE ARTICLES DELIVERED - ACQUISITION COST (CONTINUED)
 INCLUDES MILITARY ASSISTANCE SERVICE FUNDED

(DOLLARS IN THOUSANDS)

	FY 1950	FY 1994	FY 1995	FY 1996	FY 1997	FY 1998	FY 1999
<u>AFRICA</u>							
CAMEROON	36,244						
CONGO (KINSHASA)	4						
ETHIOPIA	5,213						
GUINEA	30,353						
LIBERIA	50						
MALI	390						
SENEGAL	201						
	33						
<u>WESTERN HEMISPHERE</u>							
ARGENTINA	229,557						
BOLIVIA	4,375						
BRAZIL	9,966						
CHILE	83,092						
COLOMBIA	24,010						
COSTA RICA	17,903						
CUBA	115						
DOMINICAN REPUBLIC	5,516						
ECUADOR	3,903						
EL SALVADOR	10,364						
GUATEMALA	2,454						
HAITI	6,732						
HONDURAS	195						
JAMAICA	1,995						
MEXICO	4						
NICARAGUA	50						
PANAMA	5,081						
PARAGUAY	1,673						
PERU	11,176						
URUGUAY	20,277						
VENEZUELA	20,352						
	324						
<u>INTERNATL. ORG. AND VARIOUS</u>	529						
<u>GEN. AND REG. COSTS</u>	291,537						

A/ DURING THE PERIOD FY 66-75, GRANT AID FUNDING IN SUPPORT OF ACTIVITIES IN SOUTHEAST ASIA WAS A PART OF THE REGULAR DOD APPROPRIATION AND WAS IDENTIFIED FOR PROGRAMMING PURPOSES AS MILITARY ASSISTANCE SERVICE FUNDED (MASF) PROGRAMS. THE FUNDS WERE USED FOR PROVIDING MILITARY EQUIPMENT AND RELATED SERVICES AND TRAINING TO THOSE COUNTRIES ENGAGED IN THE HOSTILITIES IN SOUTHEAST ASIA, I.E., KOREA, LAOS, PHILIPPINES, THAILAND, AND VIETNAM. ALSO INCLUDED ARE TRANSFERS TO KOREA UNDER SECTION 3, P.L. 91-952, DATED JANUARY 5, 1971 AND SECTION 23 OF P.L. 95-384, DATED SEPTEMBER 26, 1978, AS WELL AS THE TRANSFER OF AMMUNITION TO THAILAND UNDER SECTION 24 OF P.L. 96-92, DATED OCTOBER 29, 1979.

TOTALS MAY NOT ADD DUE TO ROUNDING

* LESS THAN \$500

MAP EXCESS DEFENSE ARTICLES DELIVERED - ACQUISITION COST (CONTINUED)
 INCLUDES MILITARY ASSISTANCE SERVICE FUNDED

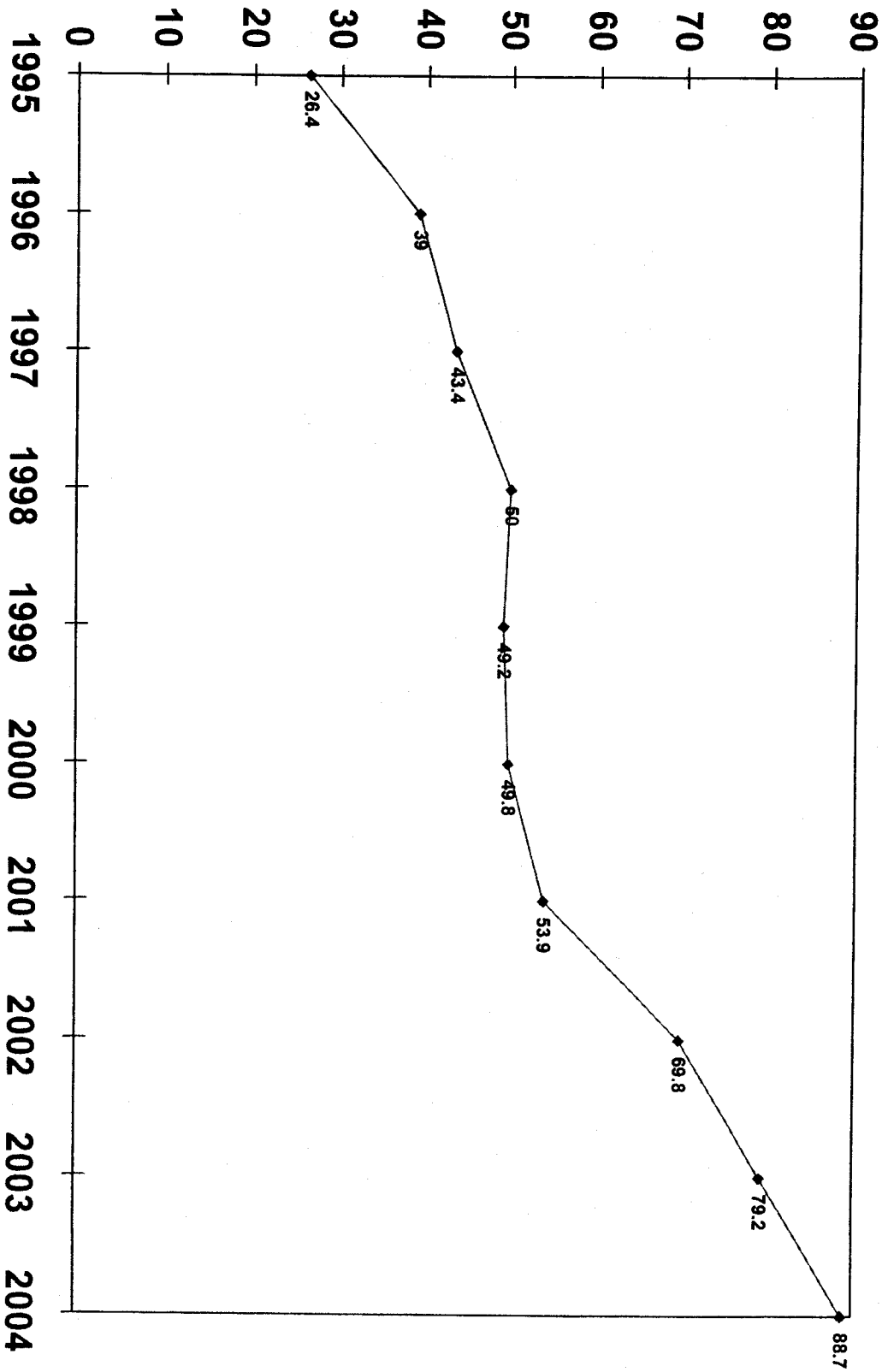
(DOLLARS IN THOUSANDS)

	FY 2000	FY 2001	FY 2002	FY 2003	FY 2004	FY 1950 FY 2004	
	-	-	-	-	-	36,244	AFRICA
	-	-	-	-	-	4	CAMEROON
	-	-	-	-	-	5,213	CONGO (KINSHASA)
	-	-	-	-	-	30,353	ETHIOPIA
	-	-	-	-	-	50	GUINEA
	-	-	-	-	-	390	LIBERIA
	-	-	-	-	-	201	MALI
	-	-	-	-	-	33	SENEGAL
	-	-	-	-	-	229,557	WESTERN HEMISPHERE
	-	-	-	-	-	4,375	ARGENTINA
	-	-	-	-	-	9,966	BOLIVIA
	-	-	-	-	-	83,092	BRAZIL
	-	-	-	-	-	24,010	CHILE
	-	-	-	-	-	17,903	COLOMBIA
	-	-	-	-	-	115	COSTA RICA
	-	-	-	-	-	5,516	CUBA
	-	-	-	-	-	3,903	DOMINICAN REPUBLIC
	-	-	-	-	-	10,364	ECUADOR
	-	-	-	-	-	2,454	EL SALVADOR
	-	-	-	-	-	6,732	GUATEMALA
	-	-	-	-	-	195	HAITI
	-	-	-	-	-	1,995	HONDURAS
	-	-	-	-	-	4	JAMAICA
	-	-	-	-	-	50	MEXICO
	-	-	-	-	-	5,081	NICARAGUA
	-	-	-	-	-	1,673	PANAMA
	-	-	-	-	-	11,176	PARAGUAY
	-	-	-	-	-	20,277	PERU
	-	-	-	-	-	20,352	URUGUAY
	-	-	-	-	-	324	VENEZUELA
	-	-	-	-	-	529	INTERNATL. ORG. AND VARIOUS
	-	-	-	-	-	291,537	GEN. AND REG. COSTS

TOTALS MAY NOT ADD DUE TO ROUNDING

* LESS THAN \$500

IMET PROGRAM/DELIVERIES
INCLUDES MASF AND EMERGENCY DRAWDOWNS
(Dollars in Thousands)



INTERNATIONAL MILITARY EDUCATION AND TRAINING PROGRAM/DELIVERIES
INCLUDES MILITARY ASSISTANCE SERVICE FUNDED AND EMERGENCY DRAWDOWNS

(DOLLARS IN THOUSANDS)

	FY 1950	FY 1995	FY 1996	FY 1997	FY 1998	FY 1999
WORLDWIDE	2,587,830	26,350	38,997	43,475	50,034	49,216
EAST ASIA AND PACIFIC	917,876	3,471	4,846	5,015	5,686	5,298
CAMBODIA	14,725	273	403	463	-	-
EAST TIMOR	-	-	-	-	-	-
FILIP	398	-	-	-	-	15
INDOCHINA	598	-	-	-	-	-
INDONESIA	52,347	-	577	105	476	486
JAPAN	44,589	-	-	-	-	-
KOREA (SEOUL)	175,234	10	9	-	-	-
LAOS	42,814	-	613	631	939	713
MALAYSIA	12,027	504	70	365	425	429
MONGOLIA	266	98	-	-	-	-
MYANMAR	5,791	-	-	-	-	-
PAPUA NEW GUINEA	772	125	162	111	173	156
REP OF PHILIPPINES	62,297	1,193	1,210	1,295	1,278	1,348
SINGAPORE	496	20	20	-	-	-
SOLOMON ISLANDS	256	101	85	146	122	157
TAIWAN	103,156	-	-	-	-	-
THAILAND	99,392	999	1,445	1,600	1,985	1,703
TONGA	468	50	85	105	99	99
VANUATU	45	50	88	99	93	87
VIETNAM	302,142	-	-	-	-	-
WESTERN SAMOA	63	48	79	95	96	105
NEAR EAST AND SOUTH ASIA	273,654	4,860	5,765	6,457	6,693	7,141
AFGHANISTAN	5,616	-	75	61	126	124
ALGERIA	1,072	74	108	149	251	228
BAHRAIN	233	75	326	342	312	394
BANGLADESH	4,845	209	1,009	1,000	1,000	1,040
EGYPT	22,719	1,000	357	404	177	241
INDIA	9,602	208	-	-	-	-
IRAN	67,442	-	-	-	-	-
IRAQ	1,487	-	-	-	-	-
ISRAEL	218	-	-	-	-	-
JORDAN	30,111	1,003	1,202	1,655	1,600	1,654
LEBANON	9,174	394	474	547	550	554
LIBYA	2,795	-	-	-	-	-
MALDIVES	489	50	80	85	101	94
MOROCCO	31,501	724	830	812	907	927
NEPAL	2,093	96	140	196	196	189
OMAN	1,291	131	119	117	217	233
PAKISTAN	31,884	-	-	-	-	174
SAUDI ARABIA	12,456	-	-	-	-	-
SRI LANKA	2,611	96	179	200	214	230

TOTALS MAY NOT ADD DUE TO ROUNDING

* LESS THAN \$500

INTERNATIONAL MILITARY EDUCATION AND TRAINING PROGRAM/DELIVERIES
INCLUDES MILITARY ASSISTANCE SERVICE FUNDED AND EMERGENCY DRAWDOWNS

(DOLLARS IN THOUSANDS)

	FY 2000	FY 2001	FY 2002	FY 2003	FY 2004	FY 1950 FY 2004	
	49,810	53,910	69,896	79,231	88,768	3,137,518	WORLDWIDE
	4,956	5,269	6,413	6,877	8,609	974,316	EAST ASIA AND PACIFIC
	-	-	-	119	159	15,864	CAMBODIA
	78	-	-	-	229	321	EAST TIMOR
	-	-	-	-	-	720	FIJI
	-	-	-	-	-	598	INDOCHINA
	-	-	405	276	596	55,267	INDONESIA
	-	-	-	-	-	44,589	JAPAN
	-	-	-	-	-	175,253	KOREA (SEOUL)
	-	-	-	-	-	42,814	LAOS
	740	757	831	831	939	19,526	MALAYSIA
	512	750	686	767	871	5,240	MONGOLIA
	-	-	-	-	-	5,791	MYANMAR
	177	160	206	256	292	2,589	PAPUA NEW GUINEA
	1,415	1,436	2,025	2,400	2,676	78,572	REP OF PHILIPPINES
	53	62	146	151	45	536	SINGAPORE
	-	-	-	-	-	1,324	SOLOMON ISLANDS
	1,730	1,852	1,748	1,768	2,567	103,156	TAIWAN
	103	100	115	127	136	116,789	THAILAND
	63	64	95	106	100	1,487	TONGA
	-	-	-	-	-	890	VANUATU
	85	88	113	76	-	302,142	VIETNAM
	-	-	-	-	-	848	WESTERN SAMOA
	7,227	7,276	10,621	13,789	17,400	360,883	NEAR EAST AND SOUTH ASIA
	115	121	67	387	376	6,379	AFGHANISTAN
	216	249	395	612	719	3,166	ALGERIA
	456	507	648	448	568	2,920	BAHRAIN
	1,006	1,119	1,217	772	862	9,673	BANGLADESH
	489	498	1,012	1,232	1,368	33,709	EGYPT
	-	-	-	1,000	1,354	15,342	INDIA
	-	-	-	-	-	67,442	IRAN
	-	-	-	-	-	1,487	IRAQ
	-	-	-	-	-	218	ISRAEL
	1,679	1,700	2,012	2,400	3,221	48,238	JORDAN
	582	546	568	700	700	14,789	LEBANON
	-	-	-	-	-	2,795	LIBYA
	100	110	125	139	181	1,554	MALDIVES
	904	521	1,041	1,575	1,986	41,728	MOROCCO
	216	237	377	500	546	4,786	NEPAL
	230	250	481	567	825	4,461	OMAN
	-	-	-	990	1,356	35,298	PAKISTAN
	-	-	-	22	24	12,526	SAUDI ARABIA
	203	252	259	307	551	5,101	SRI LANKA

TOTALS MAY NOT ADD DUE TO ROUNDING

* LESS THAN \$500

INTERNATIONAL MILITARY EDUCATION AND TRAINING PROGRAM/DELIVERIES (CONTINUED)
 INCLUDES MILITARY ASSISTANCE SERVICE FUNDED AND EMERGENCY DRAWDOWNS

(DOLLARS IN THOUSANDS)

NEAR EAST AND SOUTH ASIA (CONTINUED)

	FY 1950	FY 1955	FY 1966	FY 1997	FY 1998	FY 1999
SYRIA	56	-	-	-	-	-
TUNISIA	23,785	800	816	837	900	937
YEMEN	12,173	-	50	52	142	122
EUROPE	679,300	7,897	13,253	15,180	18,713	17,507
ALBANIA	465	226	432	666	613	650
ARMENIA	-	-	-	-	-	-
AUSTRIA	1,857	15	15	-	-	-
AZERBAIJAN	-	-	-	-	-	-
BELARUS	197	94	279	273	61	-
BELGIUM	33,889	-	-	-	-	-
BOSNIA-HERZEGOVINA	-	-	259	500	600	632
BULGARIA	912	400	708	903	950	974
CROATIA	-	105	218	427	455	435
CZECH REPUBLIC	969	500	795	737	1,394	1,036
CZECHOSLOVAKIA	954	-	-	-	-	-
DENMARK	30,451	-	-	-	-	-
ESTONIA	301	180	386	572	689	675
FINLAND	754	15	14	-	-	-
FRANCE	107,987	82	302	312	416	394
GEORGIA	63	-	-	-	-	-
GERMANY	16,173	48	54	28	31	25
GREECE	59,746	796	-	-	-	-
HUNGARY	2,290	-	1,034	1,014	1,347	1,141
ICELAND	194	-	-	-	-	-
IRELAND	21	-	-	-	-	-
ITALY	46,566	-	-	-	-	-
KAZAKHSTAN	253	97	388	389	587	540
KYRGYZSTAN	50	60	231	257	336	383
LATVIA	355	197	388	535	751	729
LITHUANIA	369	196	498	523	664	727
LUXEMBOURG	550	-	-	-	-	-
MACEDONIA (FYROM)	-	125	249	319	457	448
MALTA	207	58	30	104	91	109
MOLDOVA	57	106	273	268	460	485
NETHERLANDS	39,100	-	-	-	-	-
NORWAY	31,652	-	-	-	-	-
POLAND	2,445	747	1,021	1,000	1,318	1,381
PORTUGAL	48,719	500	769	551	844	700
ROMANIA	621	460	758	922	1,094	1,111
RUSSIA	1,059	413	760	842	732	228
SLOVAKIA	424	253	471	621	621	623
SLOVENIA	195	150	253	400	654	476

TOTALS MAY NOT ADD DUE TO ROUNDING

* LESS THAN \$500

INTERNATIONAL MILITARY EDUCATION AND TRAINING PROGRAM/DELIVERIES (CONTINUED)
 INCLUDES MILITARY ASSISTANCE SERVICE FUNDED AND EMERGENCY DRAWDOWNS

(DOLLARS IN THOUSANDS)

	FY 2000	FY 2001	FY 2002	FY 2003	FY 2004	FY 1950 FY 2004	
	906	968	1,013	1,500	1,882	34,344	SYRIA
	125	198	488	638	882	14,870	TUNISIA
							YEMEN
	19,438	19,269	26,818	31,544	34,865	883,785	EUROPE
	646	800	866	957	1,197	7,518	ALBANIA
							ARMENIA
							AUSTRIA
							AZERBAIJAN
							BELARUS
							BELGIUM
							BOSNIA-HERZEGOVINA
							BULGARIA
							CROATIA
							CZECH REPUBLIC
							CZECHOSLOVAKIA
							DENMARK
							ESTONIA
							FINLAND
							FRANCE
							GEORGIA
							GERMANY
							GREECE
							HUNGARY
							ICELAND
							IRELAND
							ITALY
							KAZAKHSTAN
							KYRGYZSTAN
							LATVIA
							LITHUANIA
							LUXEMBOURG
							MACEDONIA (FYROM)
							MALTA
							MOLDOVA
							NETHERLANDS
							NORWAY
							POLAND
							PORTUGAL
							ROMANIA
							RUSSIA
							SLOVAKIA
							SLOVENIA
	567	583	893	872	1,232	46,566	
	358	380	600	1,068	1,041	6,402	
	749	815	1,047	1,091	1,337	4,764	
	750	797	1,019	1,087	1,343	7,993	
	504	541	579	676	844	550	
	100	136	295	292	-	4,742	
	487	630	889	988	1,211	1,422	
	1,670	1,318	1,891	2,172	2,198	31,652	
	656	594	720	850	707	55,610	
	1,093	1,244	1,356	1,651	1,523	11,833	
	717	156	-	777	702	6,386	
	633	742	845	920	1,075	7,228	
	579	672	827	935	950	6,091	

TOTALS MAY NOT ADD DUE TO ROUNDING

* LESS THAN \$500

INTERNATIONAL MILITARY EDUCATION AND TRAINING PROGRAM/DELIVERIES (CONTINUED)
 INCLUDES MILITARY ASSISTANCE SERVICE FUNDED AND EMERGENCY DRAWDOWNS

(DOLLARS IN THOUSANDS)

	<u>FY 1950</u>	<u>FY 1995</u>	<u>FY 1996</u>	<u>FY 1997</u>	<u>FY 1998</u>	<u>FY 1999</u>
<u>EUROPE (CONTINUED)</u>						
SPAIN	67,688	52	49	-	-	-
TAJIKISTAN	-	-	-	-	-	-
TURKEY	153,961	1,102	1,095	1,454	1,505	1,514
TURKMENISTAN	50	118	213	262	336	261
UKRAINE	1,056	707	1,019	1,015	1,250	1,304
UNITED KINGDOM	21,624	-	-	-	-	-
UZBEKISTAN	-	95	293	286	457	526
YUGOSLAVIA	5,076	-	-	-	-	-
<u>AFRICA</u>	<u>148,690</u>	<u>4,955</u>	<u>6,016</u>	<u>7,093</u>	<u>7,989</u>	<u>8,463</u>
ANGOLA	872	161	281	174	376	372
BENIN	4,569	440	454	350	540	562
BOTSWANA	960	-	-	391	-	-
BURKINA FASO	1,763	44	71	-	-	-
BURUNDI	2,966	-	83	104	142	184
CAMEROON	923	75	64	208	153	70
CAPE VERDE	1,641	186	110	158	150	81
CENTRAL AFRICAN REP	3,537	62	-	27	100	87
CHAD	458	-	64	76	101	14
COMOROS	743	150	162	147	-	-
CONGO (BRAZZAVILLE)	18,121	125	150	94	103	123
CONGO (KINSHASA)	1,620	-	-	-	-	-
DJIBOUTI	815	-	261	413	409	439
EQUATORIAL GUINEA	82	200	327	313	279	516
ERITREA	22,974	248	-	-	-	-
ETHIOPIA	1,299	-	-	-	-	-
GABON	851	-	257	243	288	391
GAMBIA	4,524	222	35	55	70	167
GHANA	1,769	155	88	119	64	-
GUINEA	899	75	151	170	211	189
GUINEA-BISSAU	2,023	120	297	304	443	462
IVORY COAST	16,411	283	72	76	75	74
KENYA	589	32	-	-	-	-
LESOTHO	9,401	-	102	113	146	115
LIBERIA	1,058	-	154	228	284	332
MADAGASCAR	1,993	125	155	152	275	374
MALAWI	3,227	163	-	-	-	-
MALI	769	-	-	-	-	-
MAURITANIA	157	-	-	22	63	95
MAURITIUS	448	138	203	204	178	184
MOZAMBIQUE	926	126	190	188	203	145
NAMIBIA	-	189	11	-	-	-
NIGER	3,748	-	-	-	-	-

TOTALS MAY NOT ADD DUE TO ROUNDING

* LESS THAN \$500

INTERNATIONAL MILITARY EDUCATION AND TRAINING PROGRAM/DELIVERIES (CONTINUED)
INCLUDES MILITARY ASSISTANCE SERVICE FUNDED AND EMERGENCY DRAWDOWNS

(DOLLARS IN THOUSANDS)

	FY 2000	FY 2001	FY 2002	FY 2003	FY 2004	FY 1950 FY 2004	
	-	-	-	-	-	67,789	SPAIN
	1,554	1,689	259	339	348	946	TAJIKISTAN
	313	258	2,756	2,800	4,991	174,421	TURKEY
	1,338	1,443	388	216	283	2,698	TURKMENISTAN
	-	-	1,638	1,698	1,809	14,278	UKRAINE
	547	494	-	-	-	21,624	UNITED KINGDOM
	-	-	880	1,104	484	5,166	UZBEKISTAN
	-	-	-	-	-	5,076	YUGOSLAVIA
	7,543	8,533	10,332	9,868	11,109	230,590	AFRICA
	356	384	502	152	300	626	ANGOLA
	479	653	692	716	-	4,036	BENIN
	-	-	-	-	922	10,428	BOTSWANA
	-	-	-	-	114	1,074	BURKINA FASO
	189	223	193	306	361	1,878	BURUNDI
	123	126	146	143	200	4,750	CAMEROON
	103	116	128	13	-	2,231	CAPE VERDE
	100	173	216	253	573	2,685	CENTRAL AFRICAN REP
	-	-	-	-	121	5,128	CHAD
	-	86	140	108	17	834	COMOROS
	163	132	163	154	321	1,553	CONGO (BRAZZAVILLE)
	-	-	-	-	381	18,442	CONGO (KINSHASA)
	27	155	340	181	42	3,208	DJIBOUTI
	152	-	445	210	541	815	EQUATORIAL GUINEA
	47	131	157	233	281	2,549	ERITREA
	-	-	48	68	183	26,005	ETHIOPIA
	450	338	482	522	921	1,150	GABON
	179	254	266	210	482	8,638	GAMBIA
	22	55	69	77	-	3,642	GHANA
	422	443	-	596	-	1,468	GUINEA
	86	78	486	52	635	2,886	GUINEA-BISSAU
	-	-	96	-	-	20,782	IVORY COAST
	160	158	-	209	333	1,230	KENYA
	345	388	208	312	415	9,401	LESOTHO
	270	355	385	309	309	2,602	LIBERIA
	-	83	342	131	-	4,961	MADAGASCAR
	79	86	130	131	231	5,622	MALAWI
	178	200	93	110	144	1,343	MALI
	175	193	153	196	243	849	MAURITANIA
	102	132	208	175	-	2,325	MAURITIUS
	-	-	132	103	-	2,529	MOZAMBIQUE
	-	-	-	-	-	4,285	NAMIBIA
	-	-	-	-	-	-	NIGER

TOTALS MAY NOT ADD DUE TO ROUNDING

* LESS THAN \$500

INTERNATIONAL MILITARY EDUCATION AND TRAINING PROGRAM/DELIVERIES (CONTINUED)
 INCLUDES MILITARY ASSISTANCE SERVICE FUNDED AND EMERGENCY DRAWDOWNS

(DOLLARS IN THOUSANDS)

	FY 1950	FY 1955	FY 1966	FY 1997	FY 1998	FY 1999
AFRICA (CONTINUED)						
NIGERIA	2,674	-	-	-	-	90
RWANDA	993	50	243	359	473	314
SAO TOME & PRINCIPE	673	29	75	72	74	86
SENEGAL	7,211	598	637	697	815	846
SEYCHELLES	396	10	31	50	79	103
SIERRA LEONE	1,191	52	134	3	-	-
SOMALIA	6,619	-	-	-	-	-
SOUTH AFRICA	104	297	466	656	804	1,022
SUDAN	10,131	-	-	-	-	-
SWAZILAND	832	57	50	85	93	91
TANZANIA	679	81	126	5	185	181
TOGO	751	-	-	25	-	-
UGANDA	1,328	138	189	342	357	305
ZAMBIA	360	92	99	172	143	150
ZIMBABWE	2,613	232	224	298	313	299
WESTERN HEMISPHERE						
ANTIGUA & BARBUDA	315,562	4,458	8,217	8,532	9,693	9,857
ARGENTINA	266	3	95	93	123	109
BAHAMAS	14,325	109	588	603	607	613
BARBADOS	546	13	116	107	110	127
BELIZE	675	11	99	103	60	57
BOLIVIA	1,085	54	217	208	258	175
BRAZIL	19,757	368	547	509	570	533
CHILE	17,182	100	200	222	206	206
COLOMBIA	17,829	120	301	395	453	478
COSTA RICA	33,394	588	95	-	885	917
CUBA	3,378	68	196	200	241	240
DOMINICA	2,023	-	-	-	-	-
DOMINICAN REPUBLIC	417	39	35	32	40	50
ECUADOR	19,697	213	507	622	556	493
EL SALVADOR	21,494	293	547	425	534	569
GUATEMALA	32,697	404	535	455	512	491
GRENADA	800	39	61	49	58	59
HAITI	10,885	-	-	205	223	253
HONDURAS	258	97	220	178	181	216
JAMAICA	3,882	35	169	275	290	160
MEXICO	23,383	325	500	425	500	560
NICARAGUA	4,876	174	469	487	504	472
PANAMA	6,946	400	992	1,008	921	918
PARAGUAY	11,583	-	-	57	74	200
PERU	8,265	-	-	-	-	87
	8,418	134	155	284	216	215
	23,836	325	380	483	462	478

TOTALS MAY NOT ADD DUE TO ROUNDING

* LESS THAN \$500

INTERNATIONAL MILITARY EDUCATION AND TRAINING PROGRAM/DELIVERIES (CONTINUED)
 INCLUDES MILITARY ASSISTANCE SERVICE FUNDED AND EMERGENCY DRAWDOWNS

(DOLLARS IN THOUSANDS)

	FY 2000	FY 2001	FY 2002	FY 2003	FY 2004	FY 1950 FY 2004	
	525	663	750	96	-	4,798	
	164	-	-	162	298	3,056	NIGERIA
	45	101	112	180	188	1,635	RWANDA
	764	912	931	1,062	1,188	15,660	SAO TOME & PRINCIPE
	72	60	40	53	98	992	SENEGAL
	-	130	177	318	415	2,420	SEYCHELLES
	-	-	-	-	-	6,619	SIERRA LEONE
	904	1,200	1,471	1,258	-	8,182	SOMALIA
	-	-	-	-	-	10,131	SOUTH AFRICA
	105	98	84	97	131	1,723	SUDAN
	167	214	275	210	-	2,123	SWAZILAND
	-	52	83	116	204	1,231	TANZANIA
	247	-	-	170	371	3,447	TOGO
	137	181	189	225	456	2,205	UGANDA
	286	-	-	-	-	4,265	ZAMBIA
	-	-	-	-	-	-	ZIMBABWE
	9,890	10,766	12,721	14,114	13,375	417,184	WESTERN HEMISPHERE
	113	96	144	146	179	1,367	ANTIGUA & BARBUDA
	740	846	1,025	1,000	1,084	21,540	ARGENTINA
	112	110	144	146	165	1,696	BAHAMAS
	71	86	113	125	-	1,400	BARBADOS
	161	223	212	173	277	3,043	BELIZE
	548	665	712	800	589	25,598	BOLIVIA
	223	241	437	483	-	19,514	BRAZIL
	499	550	570	559	600	22,354	CHILE
	900	1,040	1,180	1,165	600	41,816	COLOMBIA
	280	297	384	336	-	5,620	COSTA RICA
	-	-	-	-	-	2,023	CUBA
	58	52	71	65	143	1,002	DOMINICA
	487	513	527	570	973	25,158	DOMINICAN REPUBLIC
	518	550	625	645	-	26,200	ECUADOR
	523	653	814	1,165	1,479	39,728	EL SALVADOR
	47	44	82	81	147	1,467	GUATEMALA
	228	291	350	350	501	13,286	GUYANA
	168	192	294	316	359	2,479	HAITI
	222	-	14	51	235	5,333	HONDURAS
	548	546	649	724	1,308	29,468	JAMAICA
	461	465	586	646	700	9,840	MEXICO
	865	1,000	944	1,250	1,257	16,502	NICARAGUA
	194	163	372	600	778	14,020	PANAMA
	117	131	178	209	552	9,540	PARAGUAY
	210	238	360	297	-	10,527	PERU
	455	509	518	592	-	28,038	

TOTALS MAY NOT ADD DUE TO ROUNDING

* LESS THAN \$500

INTERNATIONAL MILITARY EDUCATION AND TRAINING PROGRAM/DELIVERIES (CONTINUED)
 INCLUDES MILITARY ASSISTANCE SERVICE FUNDED AND EMERGENCY DRAWDOWNS

(DOLLARS IN THOUSANDS)

	FY 1950	FY 1955	FY 1956	FY 1957	FY 1958	FY 1959
<u>WESTERN HEMISPHERE (CONTINUED)</u>						
ST KITTS AND NEVIS	601	39	75	56	65	63
ST LUCIA	525	46	68	43	44	57
ST VINCENT + GREN.	673	40	74	44	50	49
SURINAME	128	28	85	149	82	100
TRINIDAD + TOBAGO	422	-	83	95	133	148
URUGUAY	9,163	143	380	332	321	364
VENEZUELA	16,153	250	428	388	400	400
INTERNATL. ORG. AND VARIOUS	278	-	-	-	-	-
GEN. AND REG. COSTS	252,470	709	900	1,198	1,260	950

A/ DURING THE PERIOD FY 66-75, GRANT AID FUNDING IN SUPPORT OF ACTIVITIES IN SOUTHEAST ASIA WAS A PART OF THE REGULAR DOD APPROPRIATION AND WAS IDENTIFIED FOR PROGRAMMING PURPOSES AS MILITARY ASSISTANCE SERVICE FUNDED (MASF) PROGRAMS. THE FUNDS WERE USED FOR PROVIDING MILITARY EQUIPMENT AND RELATED SERVICES AND TRAINING TO THOSE COUNTRIES ENGAGED IN THE HOSTILITIES IN SOUTHEAST ASIA, I. E., KOREA, LAOS, PHILIPPINES, THAILAND, AND VIETNAM.

NOTE: SECURITY ASSISTANCE TRAINING IS CONSIDERED FULLY DELIVERED WHEN FUNDED.

TOTALS MAY NOT ADD DUE TO ROUNDING

* LESS THAN \$500

INTERNATIONAL MILITARY EDUCATION AND TRAINING PROGRAM/DELIVERIES (CONTINUED)
 INCLUDES MILITARY ASSISTANCE SERVICE FUNDED AND EMERGENCY DRAWDOWNS

(DOLLARS IN THOUSANDS)

	<u>FY 2000</u>	<u>FY 2001</u>	<u>FY 2002</u>	<u>FY 2003</u>	<u>FY 2004</u>	<u>FY 1950</u> <u>FY 2004</u>	
	67	66	92	93	125	1,342	WESTERN HEMISPHERE (CONTINUED)
	79	36	81	88	125	1,192	ST KITTS AND NEVIS
	52	50	-	-	-	1,033	ST LUCIA
	102	107	147	156	147	1,230	SURINAME
	132	122	132	450	-	1,417	TRINIDAD + TOBAGO
	326	398	464	450	-	12,341	URUGUAY
	384	485	500	683	-	20,071	VENEZUELA
							INTERNATL. ORG. AND VARIOUS
							GEN. AND REG. COSTS
	756	2,798	2,991	3,039	3,410	270,481	

TOTALS MAY NOT ADD DUE TO ROUNDING

* LESS THAN \$500

SUMMARY OF STUDENTS TRAINED UNDER INTERNATIONAL MILITARY EDUCATION AND TRAINING PROGRAM
INCLUDES MILITARY ASSISTANCE SERVICE FUNDED AND EMERGENCY DRAWDOWNS

	FY 1950	FY 1995	FY 1996	FY 1997	FY 1998	FY 1999
<u>WORLDWIDE</u>	606,273	2,659	3,482	3,454	3,978	9,000
<u>EAST ASIA AND PACIFIC</u>	298,362	360	498	363	402	930
CAMBODIA	67,487	9	49	15	-	-
EAST TIMOR	-	-	-	-	-	-
FIJI	112	-	-	-	-	1
INDOCHINA	434	-	-	-	-	-
INDONESIA	8,055	-	17	7	14	79
JAPAN	15,721	-	-	-	-	-
KOREA (SEOUL)	38,529	7	4	-	-	-
LAOS	44,500	-	-	-	-	-
MALAYSIA	2,191	47	84	58	57	152
MONGOLIA	17	7	3	10	35	99
MYANMAR	1,227	-	-	-	-	-
PAPUA NEW GUINEA	162	14	17	4	6	86
REP OF PHILIPPINES	23,674	120	114	118	120	214
SINGAPORE	264	3	4	-	-	-
SOLOMON ISLANDS	52	9	10	6	9	29
TAIWAN	25,597	-	171	120	146	181
THAILAND	22,291	121	8	10	6	28
TONGA	107	8	10	3	4	39
VANUATU	5	8	-	-	-	-
VIETNAM	47,935	7	7	12	5	22
WESTERN SAMOA	2	-	-	-	-	-
<u>NEAR EAST AND SOUTH ASIA</u>	45,648	444	486	575	571	812
AFGHANISTAN	487	-	-	-	-	-
ALGERIA	183	7	7	5	8	12
BAHRAIN	90	20	19	21	30	34
BANGLADESH	813	12	25	23	26	78
EGYPT	3,343	74	63	72	73	82
INDIA	1,007	10	21	18	13	6
IRAN	11,049	-	-	-	-	-
IRAQ	410	-	-	-	-	-
ISRAEL	80	-	-	-	-	-
JORDAN	7,395	82	107	171	163	196
LEBANON	2,572	67	74	100	63	163
LIBYA	567	-	-	-	-	-
MALDIVES	82	5	8	8	8	6
MOROCCO	4,497	36	41	34	43	50
NEPAL	280	7	10	15	15	13
OMAN	266	20	22	17	21	40
PAKISTAN	6,242	-	-	-	-	-
SAUDI ARABIA	1,434	-	-	-	-	-
SRI LANKA	444	10	14	16	33	9

SUMMARY OF STUDENTS TRAINED UNDER INTERNATIONAL MILITARY EDUCATION AND TRAINING PROGRAM
INCLUDES MILITARY ASSISTANCE SERVICE FUNDED AND EMERGENCY DRAWDOWNS

	FY 2000	FY 2001	FY 2002	FY 2003	FY 2004	FY 1950 FY 2004	
	8,216	8,386	10,417	10,643	11,832	678,340	
	648	664	718	791	667	304,403	<u>WORLDWIDE</u>
	22	-	-	111	3	67,560	<u>EAST ASIA AND PACIFIC</u>
	-	-	-	-	16	114	CAMBODIA
	-	-	-	-	151	151	EAST TIMOR
	-	-	-	-	-	434	FIJI
	-	-	30	41	32	8,275	INDOCHINA
	-	-	-	-	-	15,721	INDONESIA
	-	-	-	-	-	38,540	JAPAN
	-	-	-	-	-	44,500	KOREA (SEOUL)
	126	66	48	47	63	2,939	LAOS
	130	148	204	142	201	996	MALAYSIA
	96	80	36	56	83	1,227	MONGOLIA
	90	129	145	185	176	640	MYANMAR
	19	34	29	39	3	25,085	PAPUA NEW GUINEA
	-	-	-	-	-	271	REP OF PHILIPPINES
	94	152	178	140	43	239	SINGAPORE
	1	4	16	13	8	25,085	SOLOMON ISLANDS
	2	27	17	15	39	271	TAIWAN
	68	24	15	12	-	239	THAILAND
						25,597	TONGA
						23,637	TAIWAN
						201	THAILAND
						167	TONGA
						47,935	TONGA
						174	TONGA
							VIETNAM
							WESTERN SAMOA
	735	634	974	1,217	1,312	53,408	<u>NEAR EAST AND SOUTH ASIA</u>
	9	9	2	8	136	631	AFGHANISTAN
	28	21	37	71	80	393	ALGERIA
	31	36	50	113	90	505	BAHRAIN
	62	64	59	52	38	1,245	BANGLADESH
	18	24	78	36	50	3,994	EGYPT
	-	-	-	-	101	1,332	INDIA
	-	-	-	-	-	11,049	IRAN
	-	-	-	-	-	410	IRAQ
	-	-	-	-	-	80	ISRAEL
	163	150	174	208	210	9,019	JORDAN
	129	99	159	188	120	3,734	LEBANON
	6	7	-	-	-	567	LIBYA
	46	81	18	8	11	167	MALDIVES
	43	12	50	109	75	5,062	MOROCCO
	102	25	72	73	42	582	NEPAL
	-	-	60	43	25	641	OMAN
	-	-	39	101	76	6,458	PAKISTAN
	-	-	2	2	3	1,441	SAUDI ARABIA
	10	53	68	12	13	682	SRI LANKA

SUMMARY OF STUDENTS TRAINED UNDER INTERNATIONAL MILITARY EDUCATION AND TRAINING PROGRAM (CONTINUED)
 INCLUDES TRAINED MILITARY ASSISTANCE SERVICE FUNDED AND EMERGENCY DRAWDOWNS

NEAR EAST AND SOUTH ASIA (CONTINUED)

	FY 1950 FY 1994	FY 1995	FY 1996	FY 1997	FY 1998	FY 1999
SYRIA	20	-	-	-	-	-
TUNISIA	3,550	94	74	72	66	118
YEMEN	837	-	1	3	9	5
EUROPE	114,576	524	724	746	1,074	2,678
ALBANIA	23	13	22	27	31	126
ARMENIA	-	-	-	-	-	-
AUSTRIA	576	4	5	-	-	-
AZERBAIJAN	-	-	-	-	-	-
BELGIUM	10	8	7	6	2	-
BELARUS	5,118	-	-	-	-	-
BOSNIA-HERZEGOVINA	-	-	9	-	14	23
BULGARIA	73	16	28	38	36	118
CROATIA	-	14	18	40	56	165
CZECH REPUBLIC	71	32	44	37	71	178
CZECHOSLOVAKIA	72	-	-	-	-	-
DENMARK	4,657	-	-	-	-	-
ESTONIA	45	9	13	26	34	48
FINLAND	180	2	3	-	-	-
FRANCE	14,402	2	3	-	-	-
GEORGIA	3	4	14	11	18	57
GERMANY	1,535	-	-	-	-	-
GREECE	17,539	6	7	2	2	2
HUNGARY	171	35	58	49	60	197
ICELAND	98	-	-	-	-	-
IRELAND	8	-	-	-	-	-
ITALY	9,622	-	-	-	-	-
KAZAKHSTAN	18	3	14	14	19	11
KYRGYZSTAN	1	2	10	8	11	13
LATVIA	40	15	11	29	51	74
LITHUANIA	29	11	19	27	51	65
LUXEMBOURG	168	-	-	-	-	-
MACEDONIA (FYROM)	-	8	12	13	30	71
MALTA	65	5	5	10	9	8
MOLDOVA	1	5	13	12	17	46
NETHERLANDS	6,506	-	-	-	-	-
NORWAY	5,506	-	-	-	-	-
POLAND	164	39	51	57	69	248
PORTUGAL	5,155	60	47	30	56	126
ROMANIA	40	24	42	44	63	281
RUSSIA	85	25	45	48	45	11
SLOVAKIA	28	14	25	31	42	105
SLOVENIA	15	10	21	30	52	75

SUMMARY OF STUDENTS TRAINED UNDER INTERNATIONAL MILITARY EDUCATION AND TRAINING PROGRAM (CONTINUED)
INCLUDES MILITARY ASSISTANCE SERVICE FUNDED AND EMERGENCY DRAWDOWNS

	FY 2000	FY 2001	FY 2002	FY 2003	FY 2004	FY 1950 FY 2004	
	82	44	91	62	85	20	SYRIA
	6	9	15	16	157	4,338	TUNISIA
						1,058	YEMEN
	2,619	2,904	3,368	3,711	3,149	136,073	EUROPE
	109	128	59	148	45	731	ALBANIA
			5	33	30	68	ARMENIA
						585	AUSTRIA
			29	88	24	141	AZERBAIJAN
						33	BELARUS
						5,118	BELGIUM
55	54	65		158	271	755	BOSNIA-HERZEGOVINA
90	53	197		144	150	943	BULGARIA
136	194	135		62		820	CROATIA
128	232	330		191	229	1,543	CZECH REPUBLIC
						72	CZECHOSLOVAKIA
42	46	108		251		4,657	DENMARK
						765	ESTONIA
						185	FINLAND
						14,402	FRANCE
84	158	119		233	138	839	GEORGIA
						1,535	GERMANY
1	1	77		95	86	17,818	GREECE
143	103	132		170	251	1,369	HUNGARY
						98	ICELAND
						8	IRELAND
						9,622	ITALY
18	12	57		27	46	239	KAZAKHSTAN
9	11	16		59	30	170	KYRGYZSTAN
157	179	142		100	64	862	LATVIA
28	33	171		119	174	727	LITHUANIA
						168	LUXEMBOURG
157	32	23		101	61	508	MACEDONIA (FYROM)
8	37	82		88		317	MALTA
62	31	96		140	86	509	MOLDOVA
						6,506	NETHERLANDS
						5,506	NORWAY
182	64	76		192	61	1,203	POLAND
12	80	103		136	117	5,922	PORTUGAL
113	284	201		147	349	1,588	ROMANIA
248	84			61	14	666	RUSSIA
100	99	40		79	33	596	SLOVAKIA
183	205	484		303	56	1,434	SLOVENIA

NEAR EAST AND SOUTH ASIA (CONTINUED)

SUMMARY OF STUDENTS TRAINED UNDER INTERNATIONAL MILITARY EDUCATION AND TRAINING PROGRAM (CONTINUED)
INCLUDES MILITARY ASSISTANCE SERVICE FUNDED AND EMERGENCY DRAWDOWNS

	FY 1950	FY 1955	FY 1956	FY 1957	FY 1958	FY 1959
<u>EUROPE (CONTINUED)</u>						
SPAIN	13,776	4	5	-	-	-
TAJIKISTAN	-	-	-	-	-	-
TURKEY	23,826	109	121	84	157	180
TURKMENISTAN	1	3	9	10	11	6
UKRAINE	57	39	36	41	46	347
UNITED KINGDOM	3,970	-	-	-	-	-
UZBEKISTAN	-	5	10	8	12	14
YUGOSLAVIA	922	-	-	-	-	-
	18,111	261	384	385	409	1,809
<u>AFRICA</u>						
ANGOLA	-	-	-	-	-	-
BENIN	94	5	14	19	14	80
BOTSWANA	674	26	36	30	34	56
BURKINA FASO	98	-	-	-	-	-
BURUNDI	170	5	3	-	-	-
CAMEROON	288	-	5	6	9	38
CAPE VERDE	75	2	2	7	6	2
CENTRAL AFRICAN REP	149	10	5	5	5	2
CHAD	278	3	2	6	5	53
COMOROS	48	-	2	2	5	1
CONGO (BRAZZAVILLE)	64	6	7	6	-	-
CONGO (KINSHASA)	1,587	-	-	5	4	6
DJIBOUTI	150	8	7	-	-	-
EQUATORIAL GUINEA	59	3	-	20	18	10
ERITREA	3	19	18	10	11	7
ETHIOPIA	3,938	25	33	10	-	-
GABON	102	-	-	-	-	-
GAMBIA	109	-	-	-	-	-
GHANA	873	16	16	18	23	29
GUINEA	158	6	1	2	3	8
GUINEA-BISSAU	73	5	3	6	3	56
IVORY COAST	249	7	7	9	9	132
KENYA	1,988	18	24	19	26	77
LESOTHO	80	3	9	10	7	-
LIBERIA	1,235	-	-	5	7	83
MADAGASCAR	102	-	4	18	25	105
MALAWI	273	7	10	7	12	59
MALI	303	6	9	7	-	-
MAURITANIA	64	-	-	-	-	4
MAURITIUS	20	-	-	5	6	59
MOZAMBIQUE	28	5	8	6	5	8
NAMIBIA	111	9	13	11	11	-
NIGER	312	10	2	-	-	-

SUMMARY OF STUDENTS TRAINED UNDER INTERNATIONAL MILITARY EDUCATION AND TRAINING PROGRAM (CONTINUED)
 INCLUDES MILITARY ASSISTANCE SERVICE FUNDED AND EMERGENCY DRAWDOWNS

	FY 2000	FY 2001	FY 2002	FY 2003	FY 2004	FY 1950 FY 2004	
	1,530	1,606	2,292	1,710	1,683	30,200	
64	56	103	50	44	16	26	ANGOLA
57	103	138	40	40	55	440	BENIN
					1	1,249	BOTSWANA
						99	BURKINA FASO
						178	BURUNDI
12	10	9	14	10	7	401	CAMEROON
5	5	6	6	6	10	123	CAPE VERDE
2	4	5	5	7	7	187	CENTRAL AFRICAN REP
7	10	9	16	16	25	412	CHAD
					2	60	COMOROS
					5	124	CONGO (BRAZZAVILLE)
					33	1,620	CONGO (KINSHASA)
3	4	7	39	39	8	241	DJIBOUTI
					2	59	EQUATORIAL GUINEA
					2	241	ERITREA
					78	241	ETHIOPIA
2	7	66	8	8	2	4,080	GABON
3	1	10	8	10	36	164	GAMBIA
					40	126	GHANA
58	49	51	5	27	8	1,203	GUINEA
73	88	161	28	27	43	724	GUINEA-BISSAU
1	2	2	2	2	196	97	IVORY COAST
107	52	158	59	59	96	338	KENYA
68	64	50	5	5	96	2,679	LESOTHO
						373	LIBERIA
26	7	71	7	7	65	1,235	MADAGASCAR
128	66	68	79	79	21	377	MALAWI
68	52	10	12	12		800	MALI
						538	MAURITANIA
24	45	45	35	35	72	256	MAURITIUS
66	10	82	69	69	24	362	MOZAMBIQUE
10	14	17	68	68		272	NAMIBIA
	9	111	32	32		476	NIGER

EUROPE (CONTINUED)

SPAIN
 TAJIKISTAN
 TURKEY
 TURKMENISTAN
 UKRAINE
 UNITED KINGDOM
 UZBEKISTAN
 YUGOSLAVIA

SUMMARY OF STUDENTS TRAINED UNDER INTERNATIONAL MILITARY EDUCATION AND TRAINING PROGRAM (CONTINUED)
INCLUDES MILITARY ASSISTANCE SERVICE FUNDED AND EMERGENCY DRAWDOWNS

	<u>FY 1950</u>	<u>FY 1955</u>	<u>FY 1956</u>	<u>FY 1957</u>	<u>FY 1958</u>	<u>FY 1959</u>
<u>AFRICA (CONTINUED)</u>						
NIGERIA	768	-	-	-	-	7
RWANDA	82	2	5	14	23	52
SAO TOME & PRINCIPE	51	1	2	2	2	2
SENEGAL	579	31	29	30	33	171
SEYCHELLES	46	1	2	3	5	28
SIERRA LEONE	181	5	11	-	-	-
SOMALIA	541	-	-	-	-	-
SOUTH AFRICA	4	15	35	38	52	551
SUDAN	1,130	-	-	-	-	-
SWAZILAND	141	3	5	6	7	6
TANZANIA	99	5	6	-	12	8
TOGO	67	-	-	5	-	-
UGANDA	183	10	17	24	22	20
ZAMBIA	54	7	8	10	5	51
ZIMBABWE	430	-	26	16	-	38
<u>WESTERN HEMISPHERE</u>						
ANTIGUA & BARBUDA	129,512	1,048	1,389	1,385	1,522	2,771
ARGENTINA	117	1	11	13	16	16
ARUBA	4,512	12	65	72	126	197
BAHAMAS	-	-	-	-	6	-
BARBADOS	327	9	18	12	17	17
BELIZE	235	3	12	9	6	6
BOLIVIA	427	6	31	29	32	33
BRAZIL	6,170	41	74	68	66	76
CHILE	8,908	19	38	41	20	30
COLOMBIA	7,738	172	174	167	188	174
COSTA RICA	21,983	274	28	-	154	611
CUBA	1,790	18	45	52	60	53
DOMINICA	523	-	-	-	-	-
DOMINICAN REPUBLIC	163	6	6	5	7	6
ECUADOR	6,684	20	70	70	48	47
EL SALVADOR	9,404	64	135	109	68	162
GRENADA	6,994	24	68	27	23	181
GUATEMALA	268	6	9	7	10	6
GUYANA	4,399	-	-	29	21	103
HAITI	103	17	26	22	17	20
HONDURAS	956	5	9	19	13	2
JAMAICA	8,609	108	105	112	134	221
MEXICO	1,372	9	54	66	53	57
NICARAGUA	2,481	58	221	192	165	194
PANAMA	5,740	-	-	4	5	55
PARAGUAY	6,766	-	-	-	-	2
	2,403	15	10	27	22	57

SUMMARY OF STUDENTS TRAINED UNDER INTERNATIONAL MILITARY EDUCATION AND TRAINING PROGRAM (CONTINUED)
 INCLUDES MILITARY ASSISTANCE SERVICE FUNDED AND EMERGENCY DRAWDOWNS

	FY 2000	FY 2001	FY 2002	FY 2003	FY 2004	FY 1950 FY 2004
	115	23	204	6	-	1,123
	8	-	-	49	57	292
	2	2	31	5	46	146
	69	46	31	124	48	1,191
	1	1	16	27	23	153
	-	7	78	244	269	795
	-	-	-	-	-	541
	447	792	582	333	-	2,849
	-	-	-	-	-	1,130
	17	42	10	15	7	259
	8	11	18	40	-	207
	-	9	71	15	50	217
	18	-	-	6	51	351
	42	15	14	-	317	643
	18	-	-	-	-	528
	2,684	2,578	3,065	3,214	5,021	154,189
	12	10	14	-	18	228
	191	210	264	536	493	6,678
	-	-	-	-	-	6
	10	12	24	34	34	514
	9	6	10	-	-	296
	20	18	64	-	35	736
	88	73	92	41	35	8,606
	22	26	80	51	-	9,264
	201	348	175	80	244	9,779
	763	513	588	198	244	26,097
	69	51	66	529	654	2,250
	-	-	-	46	-	523
	7	4	8	-	11	223
	36	58	87	-	53	7,220
	94	107	101	47	-	10,319
	143	243	354	75	-	8,720
	6	5	9	274	389	337
	19	5	78	-	11	4,945
	16	33	18	89	174	301
	39	15	4	23	24	1,152
	208	-	4	47	58	10,357
	118	111	208	222	319	2,219
	95	70	229	114	77	4,244
	135	116	91	171	460	6,271
	12	76	61	104	91	6,885
	42	17	23	31	34	2,693
		38	48	31	-	

AFRICA (CONTINUED)

NIGERIA
 RWANDA
 SAO TOME & PRINCIPE
 SENEGAL
 SEYCHELLES
 SIERRA LEONE
 SOMALIA
 SOUTH AFRICA
 SUDAN
 SWAZILAND
 TANZANIA
 TOGO
 UGANDA
 ZAMBIA
 ZIMBABWE

WESTERN HEMISPHERE

ANTIGUA & BARBUDA
 ARGENTINA
 ARUBA
 BAHAMAS
 BARBADOS
 BELIZE
 BOLIVIA
 BRAZIL
 CHILE
 COLOMBIA
 COSTA RICA
 CUBA
 DOMINICA
 DOMINICAN REPUBLIC
 ECUADOR
 EL SALVADOR
 GRENADA
 GUYANA
 HAITI
 HONDURAS
 JAMAICA
 MEXICO
 NICARAGUA
 PANAMA
 PARAGUAY

SUMMARY OF STUDENTS TRAINED UNDER INTERNATIONAL MILITARY EDUCATION AND TRAINING PROGRAM (CONTINUED)
INCLUDES MILITARY ASSISTANCE SERVICE FUNDED AND EMERGENCY DRAWDOWNS

	FY 1950	FY 1955	FY 1956	FY 1957	FY 1958	FY 1959
<u>WESTERN HEMISPHERE (CONTINUED)</u>						
PERU	9,690	59	26	53	60	44
ST KITTS AND NEVIS	218	6	11	10	8	26
ST LUCIA	212	8	9	5	8	6
ST VINCENT + GREN.	243	8	10	6	7	8
SURINAME	31	2	17	10	9	86
TRINIDAD + TOBAGO	137	-	8	12	18	15
URUGUAY	3,325	15	30	65	72	78
VENEZUELA	6,584	63	69	72	63	182
INTERNATL. ORG. AND VARIOUS	13	-	-	-	-	-
GEN. AND REG. COSTS	51	2	1	-	-	-

NOTE: SINCE FY 1959 FIGURES FOR THE INTERNATIONAL MILITARY EDUCATION TRAINING (IMET) STUDENTS TRAINED INCLUDE THE TOTAL NUMBER OF STUDENTS TRAINED BY A MOBILE TRAINING TEAM (MTT). PRIOR TO FY 1959 THE DATA IN THIS DOCUMENT COUNTED ONLY THE MTT ITSELF, NOT THE TOTAL NUMBER OF STUDENTS TRAINED BY EACH MTT.

A/ DURING THE PERIOD FY 66-75, GRANT AID FUNDING IN SUPPORT OF ACTIVITIES IN SOUTHEAST ASIA WAS A PART OF THE REGULAR DOD APPROPRIATION AND WAS IDENTIFIED FOR PROGRAMMING PURPOSES AS MILITARY ASSISTANCE SERVICE FUNDED (MASF) PROGRAMS. THE FUNDS WERE USED FOR PROVIDING MILITARY EQUIPMENT AND RELATED SERVICES AND TRAINING TO THOSE COUNTRIES ENGAGED IN THE HOSTILITIES IN SOUTHEAST ASIA, I.E., KOREA, LAOS, PHILIPPINES, THAILAND, AND VIETNAM.

FACTS BOOK



AS OF SEPTEMBER 30, 2005

**FOREIGN MILITARY SALES,
FOREIGN MILITARY CONSTRUCTION
SALES AND
MILITARY ASSISTANCE FACTS**

AS OF SEPTEMBER 30, 2005

**NOTE: THIS PUBLICATION IS AVAILABLE ON THE DSCA WEB SITE AT [WWW.DSCA.MIL](http://www.DSCA.MIL)
AND CAN BE DOWNLOADED IN HARD COPY FORMAT.**

**PUBLISHED BY
ADMINISTRATION AND MANAGEMENT
BUSINESS OPERATIONS, DSCA**

TABLE OF CONTENTS

NARRATIVE DESCRIPTION OF STATISTICAL TABLES	iv
GRAPH - FOREIGN MILITARY SALES AGREEMENTS (DEFENSE ARTICLES & SERVICES AND CONSTRUCTION)	1
*FOREIGN MILITARY SALES AGREEMENTS	2
*FOREIGN MILITARY CONSTRUCTION SALES AGREEMENTS.	12
GRAPH - FOREIGN MILITARY SALES DELIVERIES (DEFENSE ARTICLES & SERVICES AND CONSTRUCTION)	17
*FOREIGN MILITARY SALES DELIVERIES	18
*FOREIGN MILITARY CONSTRUCTION SALES DELIVERIES.	28
GRAPH - FOREIGN MILITARY FINANCING PROGRAM	33
FOREIGN MILITARY FINANCING PROGRAM	34
COMMERCIAL EXPORTS LICENSED UNDER ARMS EXPORT CONTROL ACT	64
MILITARY ASSISTANCE PROGRAM MERGER FUNDS.	76
GRAPH - MILITARY ASSISTANCE PROGRAM	81
MILITARY ASSISTANCE PROGRAM	82
GRAPH - MILITARY ASSISTANCE PROGRAM DELIVERIES/EXPENDITURES	91
MILITARY ASSISTANCE PROGRAM DELIVERIES/EXPENDITURES	92
MAP EXCESS DEFENSE ARTICLES PROGRAM - ACQUISITION COST.	98
MAP EXCESS DEFENSE ARTICLES DELIVERED - ACQUISITION COST.	102
GRAPH - IMET PROGRAM/DELIVERIES	107
INTERNATIONAL MILITARY EDUCATION AND TRAINING PROGRAM/DELIVERIES.	108
SUMMARY OF STUDENTS TRAINED UNDER IMET.	118

*The data in this publication regarding Foreign Military Sales Agreements and Deliveries portrays only sales and deliveries of defense articles and defense services. In accordance with Section 29 of the Arms Export Control Act, Foreign Military Construction Sales Agreements and Deliveries are shown separately in tables on pages 12 and 28 of this publication.

NARRATIVE DESCRIPTION OF STATISTICAL TABLES

1. FOREIGN MILITARY SALES (FMS) AGREEMENTS - Total dollar value of defense articles and defense services purchased with cash, credit, and MAP Merger Funds by a foreign government or international organization in any fiscal year. Also see Item 7, Military Assistance Program Merger Funds.
2. FOREIGN MILITARY SALES (FMS) DELIVERIES - Total dollar value of defense articles and defense services delivered to a foreign government or international organization in any fiscal year. After implementing an FMS agreement, the responsible military department directs release of materiel from stocks or procurement or provision of services or training. As execution progresses, the military department reports accrued expenditures and physical deliveries within 30 days of date of shipment or performance.
3. FOREIGN MILITARY CONSTRUCTION SALES (FMCS) AGREEMENTS - Total dollar value of design and construction services purchased by a foreign government in any fiscal year.
4. FOREIGN MILITARY CONSTRUCTION SALES (FMCS) DELIVERIES - Total dollar value of disbursements against design and construction services provided to a foreign government in any fiscal year. Also see Item 2, Foreign Military Sales Deliveries.
5. FOREIGN MILITARY FINANCING (FMF) PROGRAM - The amount of credit extended to a foreign government or international organization in any fiscal year for the procurement of defense articles, defense services, and design and construction services. Such procurements may be from U.S. military departments under FMS/FMCS, or may be negotiated directly with U.S. commercial suppliers following the approval of DOD. FMF credits are issued in the form of DOD direct loans which require repayment, or DOD direct loans for which repayment has been waived by the Congress. Annual foreign military financing programs may be applied to FMS/FMCS or commercial procurement contracts negotiated in prior, current or subsequent years within the parameters of the applicable purchase and loan financing agreements.
6. COMMERCIAL EXPORTS - The total dollar value of deliveries made against purchases of munitions-controlled items by foreign governments directly from U.S. manufacturers. The data are compiled by the Office of Defense Trade Controls (DTC), Department of

NARRATIVE DESCRIPTION OF STATISTICAL TABLES (Continued)

State, from shippers' export documents and completed licenses returned to DTC from ports of exit by the U.S. Customs Service.

7. MILITARY ASSISTANCE PROGRAM (MAP) MERGER FUNDS - Approved funds which are transferred to the FMS Trust Fund and merged with countries' FMS funds. MAP "merger" funds are non-repayable, and may be used solely to meet obligations of the recipient countries for payment of FMS/FMCS purchases; they are not available to finance procurements from U.S. commercial suppliers.

8. MILITARY ASSISTANCE PROGRAM (MAP) - The dollar amount of materiel and services (other than training) programmed for a particular foreign country in any fiscal year for which the U.S. Government receives no dollar reimbursement.

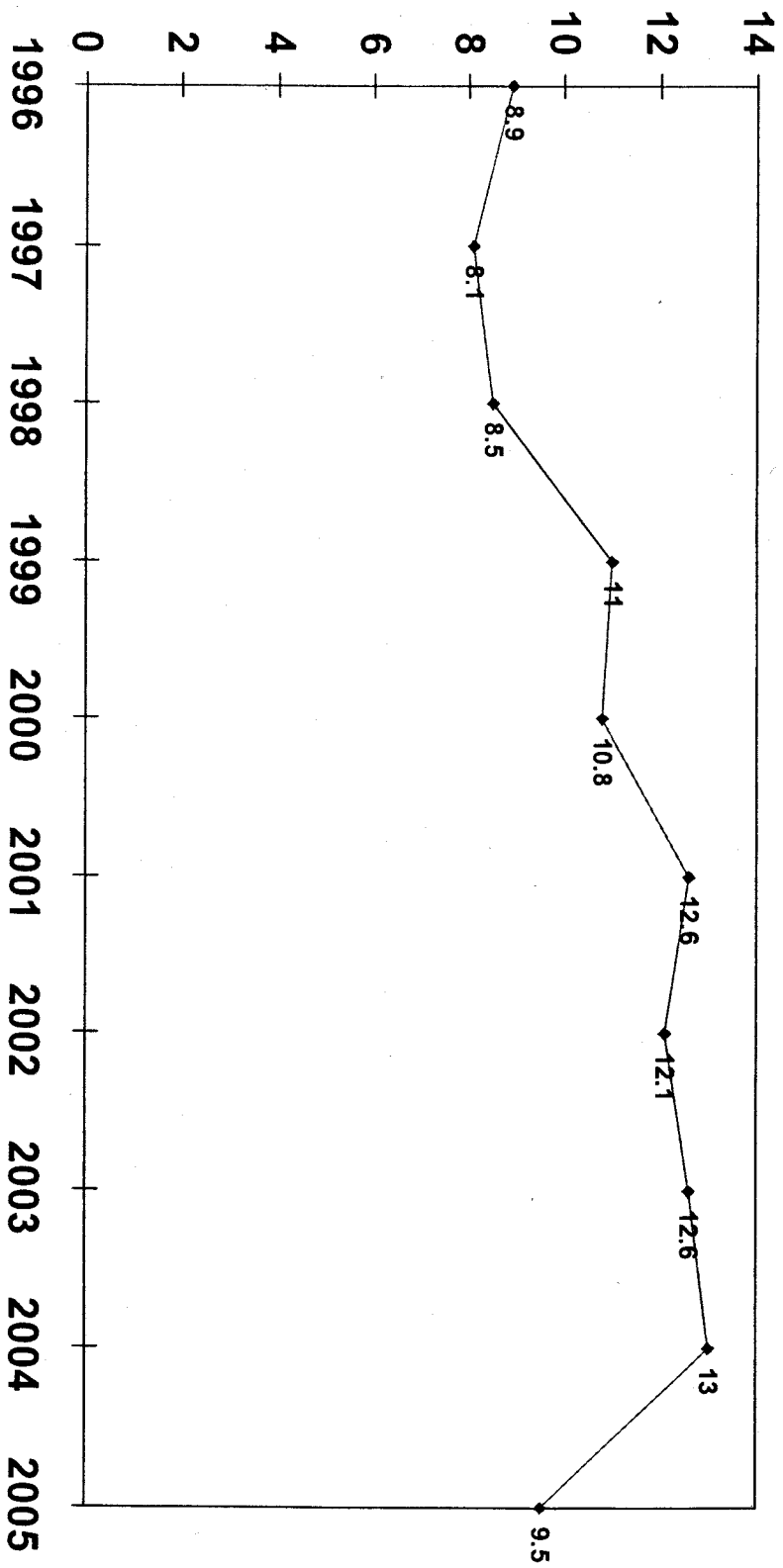
9. MILITARY ASSISTANCE PROGRAM (MAP) DELIVERIES/EXPENDITURES - The dollar amount of materiel and services (other than training) delivered or expended against amounts programmed in the current fiscal year or prior fiscal years.

10. EXCESS DEFENSE ARTICLES PROGRAM - ACQUISITION COST - Total dollar value of excess defense articles transferred to a foreign country or international organization at the original acquisition cost. Excess defense articles are defined as being owned by the U.S. Government and not procured in anticipation of military assistance or sales requirements, or pursuant to a military assistance or sales order, which are excess to Department of Defense requirements at the time such articles are dropped from inventory by the supplying agency.

11. EXCESS DEFENSE ARTICLES DELIVERED - ACQUISITION COST - Total dollar value of excess defense articles delivered to a recipient country in any fiscal year at original acquisition cost.

12. INTERNATIONAL MILITARY EDUCATION & TRAINING (IMET) PROGRAM/DELIVERIES - The dollar value allocated in any fiscal year for the training of foreign military students both overseas and in the continental United States, and the cost of training aids and materials associated with such training, for which the U.S. Government receives no dollar reimbursement. This program is considered fully delivered when funded.

FOREIGN MILITARY SALES AGREEMENTS INCLUDES CONSTRUCTION (Dollars in Billions)



FOREIGN MILITARY SALES AGREEMENTS

(DOLLARS IN THOUSANDS)

	FY 1995	FY 1996	FY 1997	FY 1998	FY 1999	FY 2000
WORLDWIDE	258,582,281	8,982,767	8,169,838	8,501,612	11,046,504	10,820,154
EAST ASIA AND PACIFIC	53,058,128	2,944,080	2,869,996	2,392,225	3,043,440	2,515,240
AUSTRALIA	8,287,333	170,291	277,284	239,962	393,786	404,776
BRUNEI	454	-	131	-	-	353
CAMBODIA	1,697	416	606	1,960	200	387
CHINA	259,714	-	-	-	-	-
EAST TIMOR	-	-	-	-	-	-
FIJI	1,842	-	-	-	-	-
INDONESIA	8,542	-	-	-	-	-
JAPAN	730,000	28,002	723	207	345	-
KOREA (SEOUL)	9,404,998	475,914	302,083	327,630	208,027	491,166
LAOS	8,832,564	809,035	747,980	287,232	526,222	600,290
MALAYSIA	-	-	1,163	190	-	-
MONGOLIA	909,078	5,231	12,739	1,239	30,211	5,071
MYANMAR	-	-	-	-	-	-
NEW ZEALAND	8,734	-	-	-	-	-
PAPUA NEW GUINEA	318,177	6,727	23,468	13,193	9,613	5,327
REP OF PHILIPPINES	327	-	-	-	-	-
SINGAPORE	1,049,406	18,953	18,290	10,191	9,666	13,093
TAIWAN	2,032,937	302,506	178,177	162,661	663,576	102,962
THAILAND	17,196,220	945,928	1,137,393	1,306,048	1,149,053	717,531
TONGA	4,014,702	181,034	169,958	41,712	52,740	174,283
UNTAET	235	43	-	-	-	-
VIETNAM	1,167	-	-	-	-	-
NEAR EAST AND SOUTH ASIA	119,139,327	3,744,670	2,079,307	4,207,341	5,243,584	3,676,507
AFGHANISTAN	-	-	-	-	-	-
ALGERIA	6,029	90,849	57,249	313,303	52,002	172,672
BAHRAIN	1,051,990	-	1,556	31,384	-	2,050
BANGLADESH	9,583	-	902,951	942,983	1,955,313	1,536,228
EGYPT	15,077,780	1,226,774	297	-	-	-
INDIA	84,389	-	-	-	-	-
IRAN	10,767,725	-	-	-	-	-
IRAQ	13,152	-	-	-	-	-
ISRAEL	17,054,218	804,515	475,164	625,480	2,301,900	722,703
JORDAN	1,884,587	176,497	16,937	17,393	13,551	111,139
KUWAIT	6,825,954	220,176	48,623	112,502	82,491	189,118
LEBANON	652,725	15,242	16,581	12,231	1,567	7,596
LIBYA	28,249	-	-	-	-	-
MOROCCO	1,074,263	5,367	5,122	1,384	3,248	6,808
NEPAL	1,255	-	-	-	-	-
OMAN	172,912	2,668	7,364	3,081	4,085	585
PAKISTAN	3,637,166	-	97	37	-	4,042
QATAR	8,336	-	-	-	-	-

TOTALS MAY NOT ADD DUE TO ROUNDING

* LESS THAN \$500

FOREIGN MILITARY SALES AGREEMENTS

(DOLLARS IN THOUSANDS)

	FY 2001	FY 2002	FY 2003	FY 2004	FY 2005	FY 1950 FY 2005
12,681,136	12,148,790	12,646,800	13,096,499	9,518,190	366,194,571	WORLDWIDE
3,111,678	3,989,967	3,386,965	4,000,003	1,877,501	83,189,222	EAST ASIA AND PACIFIC
157,124	169,271	389,242	478,278	379,984	11,347,331	AUSTRALIA
325	424	-	-	208	937	BRUNEI
-	-	-	-	-	6,224	CAMBODIA
-	-	1,000	1,990	2,051	259,714	CHINA
-	-	-	600	523	5,041	EAST TIMOR
-	-	-	-	-	2,964	FUJI
-	-	-	-	-	8,542	INDOCHINA
-	-	-	-	-	759,278	INDONESIA
350,009	975,592	768,810	679,633	892,465	14,876,328	JAPAN
758,540	1,838,269	485,335	345,832	402,466	15,633,764	KOREA (SEOUL)
124	-	-	-	-	1,478	LAOS
3,014	23,196	5,386	19,612	30,430	1,045,206	MALAYSIA
2,119	277	3,179	1,281	66	6,922	MONGOLIA
56,001	5,850	10,092	14,693	15,733	478,873	MYANMAR
6,672	14,106	38,983	47,959	46,993	327	NEW ZEALAND
608,175	146,740	161,306	141,535	90,179	1,274,312	PAPUA NEW GUINEA
1,114,481	734,523	1,445,785	2,238,284	244	4,590,756	REP OF PHILIPPINES
55,094	79,924	77,847	30,306	16,159	27,985,489	SINGAPORE
-	-	-	-	-	4,893,760	TAIWAN
-	-	-	-	-	278	THAILAND
-	1,796	-	-	-	1,796	TONGA
-	-	-	-	-	1,167	UNTAET
-	-	-	-	-	-	VIETNAM
5,750,736	4,991,858	3,100,078	5,887,102	3,665,475	161,484,984	NEAR EAST AND SOUTH ASIA
123,260	99,023	103,371	71,420	26,547	6,079	AFGHANISTAN
50	6,066	67,940	226,787	253,108	553,901	ALGERIA
1,614,278	1,012,004	925,861	2,061,458	1,107,753	28,363,381	BAHRAIN
-	139,890	61,375	995	85,592	372,537	BANGLADESH
-	-	-	-	-	10,767,725	EGYPT
-	-	-	-	-	108,910	INDIA
2,769,617	667,978	460,482	624,544	507,536	122,062	IRAN
101,395	110,814	141,440	511,666	123,471	27,014,135	ISRAEL
287,692	984,836	320,513	116,011	101,811	3,208,889	JORDAN
5,438	1,342	685	1,997	1,250	9,289,727	KUWAIT
6,341	20,312	4,506	9,573	16,016	28,249	LEBANON
3,694	3,156	13,079	5,321	4,553	27,950	LIBYA
-	815,853	9,398	111,894	47,062	1,152,939	MOROCCO
-	24,235	167,392	176,286	491,922	1,182,051	NEPAL
63	1,176	6,000	3,000	51	4,497,135	OMAN
-	-	-	-	-	18,626	PAKISTAN
-	-	-	-	-	-	QATAR

TOTALS MAY NOT ADD DUE TO ROUNDING * LESS THAN \$500

FOREIGN MILITARY SALES AGREEMENTS (CONTINUED)
(DOLLARS IN THOUSANDS)

	FY 1950 FY 1995	FY 1996	FY 1997	FY 1998	FY 1999	FY 2000
NEAR EAST AND SOUTH ASIA (CONTINUED)						
SAUDI ARABIA	58,171,575	1,193,976	526,881	2,075,463	782,381	656,444
SRI LANKA	2,038	103	38	21	93	-
SYRIA	1	-	-	-	-	-
TUNISIA	656,162	7,080	16,832	5,912	1,726	9,388
UNITED ARAB EMIRATES	1,636,414	1,425	3,615	66,167	13,745	256,214
UNITED ARAB EMIRATES	321,824	-	-	-	31,169	1,188
YEMEN	-	-	-	-	315	333
EUROPE	74,126,023	2,021,910	2,866,513	1,663,515	2,536,512	4,134,308
ALBANIA	-	3,384	709	-	1,421	2,673
ARMENIA	-	-	-	-	-	-
AUSTRIA	334,918	8,507	18,865	8,766	2,643	5,476
AZERBAIJAN	-	-	-	-	-	-
BELGIUM	3,421,803	59,136	121,333	20,760	68,122	35,945
BOSNIA-HERZEGOVINA	-	87	1,156	89	4,196	6,747
BULGARIA	-	*	3,613	3,266	1,076	8,248
CROATIA	-	-	-	-	-	184
CZECH REPUBLIC	-	6,103	2,216	2,965	8,616	11,073
DENMARK	2,062,997	121,343	30,660	8,476	151,831	14,997
ESTONIA	44	681	806	4,814	2,123	5,125
FINLAND	3,163,504	1,820	287	1,793	3,919	12,369
FRANCE	1,961,021	21,280	101,055	21,052	73,833	85,837
GEORGIA	12,438,143	225,859	304,576	174,940	1,107	8,322
GERMANY	5,543,867	257,278	201,289	481,436	319,927	285,638
GREECE	10,769	3,179	4,485	4,937	7,636	2,070,354
HUNGARY	544	12	-	-	-	6,767
ICELAND	989	-	-	-	45	-
IRELAND	1,999,416	78,390	39,103	90,850	56,320	159,365
ITALY	-	-	-	165	-	2,113
KAZAKHSTAN	-	-	-	-	-	776
KYRGYZSTAN	-	-	-	-	-	872
LATVIA	80	359	1,253	4,305	2,807	4,301
LITHUANIA	327	299	2,393	3,765	796	5,046
LUXEMBOURG	8,664	3,088	3,716	693	2,434	345
MACE DONIA (FYROM)	-	-	1,798	8,954	4,347	4,006
MALTA	204	-	-	-	-	109
MOLDOVA	-	-	-	753	-	1,834
NETHERLANDS	7,549,119	142,033	237,623	199,853	2,752	1,834
NORWAY	2,793,854	305,551	66,108	85,489	111,744	411,711
POLAND	-	5,729	4,187	10,788	77,754	147,126
PORTUGAL	1,018,486	3,508	18,788	10,301	23,376	19,688
ROMANIA	13,866	4,596	310	4,836	234,041	5,798
SLOVAKIA	*	601	1,820	2,917	12,506	7,453
SLOVENIA	-	208	184	5,640	2,831	6,246
	-	-	-	-	1,819	960

TOTALS MAY NOT ADD DUE TO ROUNDING

* LESS THAN \$500

FOREIGN MILITARY SALES AGREEMENTS (CONTINUED)
(DOLLARS IN THOUSANDS)

	FY 2001	FY 2002	FY 2003	FY 2004	FY 2005	FY 1950 FY 2005
NEAR EAST AND SOUTH ASIA (CONTINUED)						
SAUDI ARABIA	680,509	851,555	653,296	1,785,128	747,929	68,125,137
SRI LANKA	-	-	1,000	7,156	-	10,449
SYRIA	1,849	9,167	7,555	18,677	1,137	735,486
TUNISIA	153,809	242,786	124,818	145,510	26,637	963,518
UNITED ARAB EMIRATES	1,108	1,553	15,539	3,945	-	1,758,177
UNITED ARAB EMIRATES	747	115	15,828	-	13,620	356,726
YEMEN	-	-	-	-	-	-
EUROPE	3,571,507	2,322,384	5,722,038	2,806,267	3,067,586	104,838,563
ALBANIA	2,872	5,634	9,711	5,140	3,940	35,485
ARMENIA	-	-	6,947	2,053	-	9,000
AUSTRIA	14,777	4,909	6,343	5,344	4,421	414,969
AZERBAIJAN	84,803	47,827	3,086	27,736	5,092	10,869
BELGIUM	2,100	2,139	68,269	6,784	128,839	4,084,572
BOSNIA-HERZEGOVINA	21,649	4,784	2,595	5,714	5,714	31,608
BULGARIA	326	4,128	14,419	7,251	7,795	71,961
CROATIA	7,829	20,925	8,750	9,667	37,396	115,538
CZECH REPUBLIC	44,391	94,613	21,923	54,188	83,296	2,688,714
DENMARK	3,185	7,881	14,683	6,822	389	46,553
ESTONIA	89,185	7,213	4,950	134,219	7,887	3,427,147
FINLAND	268,517	228,027	44,832	66,912	23,400	2,895,769
FRANCE	3,595	34,855	11,985	13,579	35,990	110,563
GEORGIA	91,577	158,241	324,631	172,681	96,654	14,592,866
GERMANY	806,178	280,735	66,364	257,456	83,961	10,384,807
GREECE	2,632	13,647	5,363	13,442	29,623	102,480
HUNGARY	-	-	-	-	-	556
ICELAND	-	-	-	-	-	13,659
IRELAND	805,219	157,874	12,452	92,581	138	3,721,608
ITALY	130	1,061	1,055	3,050	6,049	13,623
KAZAKHSTAN	-	7,337	4,751	1,856	-	15,592
KYRGYZSTAN	1,820	5,992	10,654	4,395	7,437	43,403
LATVIA	5,283	13,752	46,374	2,312	9,653	90,001
LITHUANIA	566	2,791	2,036	960	752	26,045
LUXEMBOURG	16,164	4,509	10,098	16,016	1,906	67,797
MACEDONIA (FYROM)	5,822	-	5,428	-	-	11,563
MALTA	629	2,170	1,152	1,461	-	11,384
MOLDOVA	261,889	152,833	96,307	445,889	243,414	9,852,416
NETHERLANDS	93,435	85,854	102,364	166,812	78,359	4,002,706
NORWAY	27,841	66,154	3,535,342	180,015	6,876	3,879,996
POLAND	19,597	157,547	7,300	45,768	87,645	1,608,779
PORTUGAL	2,600	17,833	18,423	63,102	14,643	160,168
ROMANIA	2,976	15,660	8,419	606	4,670	46,745
SLOVAKIA	-	-	6,646	643	5,039	28,717
SLOVENIA	1,286	6,291	-	-	-	-

TOTALS MAY NOT ADD DUE TO ROUNDING

FOREIGN MILITARY SALES AGREEMENTS (CONTINUED)
(DOLLARS IN THOUSANDS)

	FY 1995	FY 1996	FY 1997	FY 1998	FY 1999	FY 2000
<u>EUROPE (CONTINUED)</u>						
SPAIN	6,200,994	116,920	840,614	68,851	349,128	92,000
SWEDEN	356,998	12,045	6,309	1,940	2,880	4,258
SWITZERLAND	2,819,628	4,832	11,729	17,870	74,038	15,042
TAJIKISTAN	-	-	-	-	-	-
TURKEY	10,971,876	186,816	293,951	299,745	328,688	352,596
TURKMENISTAN	-	-	-	956	1,979	653
UKRAINE	-	-	-	109,017	260,501	10,394
UNITED KINGDOM	11,370,206	448,266	545,576	1,401	2,613	322,603
UZBEKISTAN	-	-	-	-	-	34
YUGOSLAVIA	83,704	-	-	-	-	-
	1,234,440	8,549	9,872	21,267	9,826	6,966
<u>AFRICA</u>						
ANGOLA	316	-	-	550	2,000	-
BENIN	20,437	698	423	512	267	419
BOTSWANA	65	-	-	-	-	-
BURUNDI	47,020	49	-	-	1	-
CAMEROON	1,619	-	-	-	-	-
CAPE VERDE	577	-	-	-	-	-
CENTRAL AFRICAN REP	29,337	688	21	1,522	500	182
CHAD	80	-	-	-	-	-
COMOROS	13	-	-	-	-	-
CONGO (BRAZZAVILLE)	133,515	163	33	-	-	-
CONGO (KINSHASA)	12,877	-	-	-	-	-
DJIBOUTI	1,509	370	1,558	28	-	-
EQUATORIAL GUINEA	190	327	961	10,066	-	-
ERITREA	88,250	-	-	-	-	-
ETHIOPIA	5,995	-	-	-	-	-
GABON	2,131	-	-	-	-	-
GAMBIA	1,398	312	-	1,200	2,037	1,300
GHANA	8,229	-	-	324	52	-
GUINEA	2,656	202	121	-	-	-
GUINEA-BISSAU	2,015	5	182	-	1,700	-
IVORY COAST	238,541	4,073	757	2,575	1,123	416
KENYA	6	-	-	-	-	-
LESOTHO	44,893	-	-	-	-	-
LIBERIA	3,830	88	45	1,469	-	600
MADAGASCAR	4,745	-	-	1,972	-	-
MALAWI	970	-	-	-	-	-
MAURITANIA	962	-	-	-	-	-
MAURITIUS	650	-	-	-	-	-
MOZAMBIQUE	63	1	-	-	-	-
NAMIBIA	3,062	-	426	366	-	-
NIGER	16,361	-	-	-	-	-

TOTALS MAY NOT ADD DUE TO ROUNDING

* LESS THAN \$500

FOREIGN MILITARY SALES AGREEMENTS (CONTINUED)
(DOLLARS IN THOUSANDS)

	FY 2001	FY 2002	FY 2003	FY 2004	FY 2005	FY 1950 FY 2005
	65,369	105,571	136,312	84,192	135,685	8,195,636
	3,303	6,731	2,090	7,391	102,434	506,376
	14,762	132,688	23,797	238,218	21,076	3,373,680
	122,853	186,699	1,584	1,759	3,443	3,443
	2,854	4,978	427,406	168,986	1,330,601	14,670,219
	671,702	244,121	2,820	11,849	280	36,110
	1,786	27,408	464,679	478,480	361,864	15,277,014
			16,042	3,932		53,216
						83,704
	16,536	20,243	41,605	24,255	21,895	1,415,455
	145	20			150	150
	910	1,115	1,032	147	1,723	3,031
						27,684
						65
	300	588	530		150	47,219
					68	1,691
						580
						33,668
						80
						13
						133,515
						28,899
						1,509
						2,346
						104,278
	70		1,777	2,648	250	6,073
					8	2,314
	676		150	1,230	183	9,449
	320	3,078			1,145	12,204
					201	2,979
						3,902
	5,491	1,153	14,347	9,062	304	277,842
						6
						44,893
						5,529
		1,654				6,743
		185		253	3	3,970
	29	200				962
						650
						123
	3	16			40	4,221
		368				16,905
		294	251			

EUROPE (CONTINUED)

AFRICA
ANGOLA
BENIN
BOTSWANA
BURUNDI
CAMEROON
CAPE VERDE
CENTRAL AFRICAN REP
CHAD
COMOROS
CONGO (BRAZZAVILLE)
CONGO (KINSHASA)
DJIIBOUTI
EQUATORIAL GUINEA
ERITREA
ETHIOPIA
GABON
GAMBIA
GHANA
GUINEA
GUINEA-BISSAU
IVORY COAST
KENYA
LESOTHO
LIBERIA
MADAGASCAR
MALAWI
MALI
MAURITANIA
MAURITIUS
MOZAMBIQUE
NAMIBIA
NIGER

TOTALS MAY NOT ADD DUE TO ROUNDING

* LESS THAN \$500

FOREIGN MILITARY SALES AGREEMENTS (CONTINUED)
(DOLLARS IN THOUSANDS)

	FY 1950 FY 1995	FY 1996	FY 1997	FY 1998	FY 1999	FY 2000
AFRICA (CONTINUED)						
NIGERIA	64,216	-	-	-	271	3,180
RWANDA	1,522	144	-	53	-	-
SAO TOME & PRINCIPE	480	-	-	178	-	-
SENEGAL	21,903	208	1,159	-	1,276	215
SEYCHELLES	509	-	62	-	-	320
SIERRA LEONE	3,467	-	-	-	-	-
SOMALIA	152,935	-	-	-	599	-
SOUTH AFRICA	3,179	1,065	325	-	-	335
SUDAN	311,521	-	-	-	-	-
TANZANIA	76	-	-	18	-	-
TOGO	513	-	-	-	-	-
UGANDA	88	155	3,746	-	-	-
ZAMBIA	439	-	-	433	-	-
ZIMBABWE	1,284	-	54	-	-	-
WESTERN HEMISPHERE						
ANTIGUA & BARBUDA	8,814,277	226,270	296,190	182,807	149,128	429,833
ARGENTINA	6,932	3,211	14,577	262	5,630	680
BAHAMAS	273,446	-	51	51	60	18,624*
BARBADOS	3,731	663	139	250	-	-
BELIZE	4,134	-	314	18	144	70
BOLIVIA	15,431	371	3	469	-	7
BOLIVIA - INTL NARC	93,264	3,362	8,602	1,824	1,769	530
BRAZIL	733,339	41,954	22,155	29,673	19,432	50,139
CANADA	3,920,610	117,250	92,971	100,138	64,003	115,115
CHILE	194,627	2,232	2,230	1,077	4,286	2,250
COLOMBIA	328,269	8,022	74,687	12,259	6,568	228,000
COLOMBIA - INTL NARC	162,996	6,854	-	5,883	2,651	4,988
COSTA RICA	30,754	190	160	-	134	1
CUBA	4,510	-	-	-	-	-
DOMINICA	5,161	-	80	-	152	87
DOMINICAN REPUBLIC	32,993	384	174	92	389	164
ECUADOR	161,771	-	3,847	245	-	-
ECUADOR - INTL NARC	2,299	318	987	76	894	258
EL SALVADOR	883,238	3,219	2,904	6,350	2,880	2,436
GUATEMALA	9,633	-	422	-	251	3
GUATEMALA	58,415	-	-	68	-	-
GUYANA	80	-	70	-	-	95
HAITI	3,404	4,747	741	246	-	105
HONDURAS	411,127	6,765	932	4,857	736	476
JAMAICA	33,423	7,757	273	211	290	476
MEXICO	193,940	4,088	19,901	1,223	7,023	398
NICARAGUA	5,205	-	-	-	-	-
PANAMA	35,297	169	-	-	124	385

TOTALS MAY NOT ADD DUE TO ROUNDING * LESS THAN \$500

FOREIGN MILITARY SALES AGREEMENTS (CONTINUED)
(DOLLARS IN THOUSANDS)

	FY 2001	FY 2002	FY 2003	FY 2004	FY 2005	FY 1950 FY 2005
	6,736	8,610	6,754	4,622	2,318	96,708
	939	948	209	500	500	2,219
	55	1,916	12,498	76	707	1,159
	858	98	70	3,588	184	865
	193,400	783,706	344,715	326,108	692,713	12,439,149
	450	541	530	1,733	15,000	11,128
	8,902	3,454	3,563	4,596	15,000	360,041
	35	116	97	274	272	5,031
	173	652	10	6,494	141,463	112,440
	978	697	10	157	2,095,078	5,352,798
	744	137,396	1,490	2,058	287,411	17,365
	8,378	35,288	11,200	6,494	170,254	104,853
	98,898	137,396	248,750	462	202,584	1,041,179
	2,499	547,964	637	104,853	2,396	31,239
	13,764	36,537	25,635	2,396	473	6,512
	2,046	2,269	380	614	602	64,519
	120	210	228	614	5,597	189,315
	507	822	27,777	6,867	6,816	5,267
	363	5,133	5,491	308	505	11,688
	1,35	300	1,945	308	2,460	60,943
	1,678	3,126	210	308	456	1,494
	145	212	130	227	734	10,204
	267	396	45	699	1,916	429,457
	1,066	838	45	7	1,289	38,253
	544	817	6,835	4,447	4,009	263,327
	19,406	2,057	313	945	309	6,772
	81	-	-	205	1,815	38,076

AFRICA (CONTINUED)

NIGERIA
RWANDA
SAO TOME & PRINCIPE
SENEGAL
SEYCHELLES
SIERRA LEONE
SOMALIA
SOUTH AFRICA
SUDAN
TANZANIA
TOGO
UGANDA
ZAMBIA
ZIMBABWE

WESTERN HEMISPHERE

ANTIGUA & BARBUDA
ARGENTINA
BAHAMAS
BARBADOS
BELIZE
BOLIVIA
BOLIVIA - INTL NARC
BRAZIL
CANADA
CHILE
COLOMBIA
COLOMBIA - INTL NARC
COSTA RICA
CUBA
DOMINICA
DOMINICAN REPUBLIC
ECUADOR
ECUADOR - INTL NARC
EL SALVADOR
GRENADA
GUATEMALA
GUYANA
HAITI
HONDURAS
JAMAICA
MEXICO
NICARAGUA
PANAMA

TOTALS MAY NOT ADD DUE TO ROUNDING

* LESS THAN \$500

FOREIGN MILITARY SALES AGREEMENTS (CONTINUED)
(DOLLARS IN THOUSANDS)

	FY 1950 FY 1995	FY 1996	FY 1997	FY 1998	FY 1999	FY 2000
<u>WESTERN HEMISPHERE (CONTINUED)</u>						
PARAGUAY	1,271	-	19	43	3	17
PERU	190,646	5	507	4,246	32	60
PERU - INTL NARC	5,084	-	90	473	50	300
ST KITTS AND NEVIS	5,712	76	164	-	283	70
ST LUCIA	5,579	-	80	-	140	130
ST VINCENT + GREN.	5,722	-	136	-	73	130
SURINAME	1	-	-	-	-	75
TRINIDAD + TOBAGO	2,552	325	229	624	-	208
URUGUAY	34,565	1,563	480	563	786	579
VENEZUELA	955,116	19,748	48,003	6,208	16,731	13,074
NON REGIONAL	-	539	-	-	-	578
CLASSIFIED TOTALS A/ NACMA	-	539	-	-	-	578
INTERNATL. ORG. AND VARIOUS	2,211,086	36,749	47,960	34,457	64,014	56,722

A/ FOR FURTHER INFORMATION, SEE THE CLASSIFIED ANNEX TO THE CONGRESSIONAL PRESENTATION DOCUMENT FOR FOREIGN OPERATIONS.

TOTALS MAY NOT ADD DUE TO ROUNDING * LESS THAN \$500

FOREIGN MILITARY SALES AGREEMENTS (CONTINUED)
(DOLLARS IN THOUSANDS)

	FY 2001	FY 2002	FY 2003	FY 2004	FY 2005	FY 1950 FY 2005
	26	597	-	21	-	1,998
	176	-	-	31	778	196,481
	355	114	125	-	-	6,591
	105	208	182	441	225	7,466
	145	200	248	349	161	7,033
	105	128	110	-	-	6,404
	-	-	-	45	-	121
	143	100	314	79	87	4,661
	2,995	340	632	87	-	42,974
	28,168	3,192	6,839	14,330	-	1,111,409
	36	-	981	1,974	136,692	140,800
	36	-	981	1,974	136,692	140,765
	37,242	40,631	50,417	50,790	56,328	2,686,397

WESTERN HEMISPHERE (CONTINUED)

PARAGUAY
PERU
PERU - INTL NARC
ST KITTS AND NEVIS
ST LUCIA
ST VINCENT + GREN.
SURINAME
TRINIDAD + TOBAGO
URUGUAY
VENEZUELA

NON REGIONAL
CLASSIFIED TOTALS
NACMA
INTERNATL. ORG. AND VARIOUS

TOTALS MAY NOT ADD DUE TO ROUNDING * LESS THAN \$500
PAGE 11 AS OF 30 SEP 05

FOREIGN MILITARY CONSTRUCTION SALES AGREEMENTS
(DOLLARS IN THOUSANDS)

	FY 1950 FY 1995	FY 1996	FY 1997	FY 1998	FY 1999	FY 2000
WORLDWIDE	18,410,665	134,718	28,970	474,302	301,428	283,621
EAST ASIA AND PACIFIC	535	75	309	-	50	-
CAMBODIA	-	-	48	-	-	-
JAPAN	1	-	-	-	-	-
KOREA (SEOUL)	-	75	261	-	-	-
SINGAPORE	-	-	-	-	-	-
TAIWAN	533	-	-	-	50	-
THAILAND	-	-	-	-	-	-
NEAR EAST AND SOUTH ASIA	18,123,997	129,167	24,313	371,304	297,199	279,092
AFGHANISTAN	-	-	-	-	-	-
BAHRAIN	21,139	-	-	-	-	-
EGYPT	831,378	113,808	20,837	101,416	236,494	24,697
IRAN	594	-	-	-	-	-
ISRAEL	2,581	-	-	-	-	-
JORDAN	985	-	-	-	-	-
KUWAIT	148,192	-	-	-	13,707	-
LIBYA	1,344	-	-	-	-	-
MOROCCO	4,599	1,359	3,476	-	-	-
OMAN	1,511	-	-	-	-	-
SAUDI ARABIA	17,111,670	14,000	-	269,887	46,999	49,367
YEMEN	2	-	-	-	-	-
EUROPE	121,641	-	1,405	97,185	1,975	3,072
FRANCE	25	-	-	-	-	-
GERMANY	41,768	-	1,405	97,185	1,975	3,072
GREECE	9	-	-	-	-	-
KAZAKHSTAN	-	-	-	-	-	-
KYRGYZSTAN	-	-	-	-	-	-
UNITED KINGDOM	79,835	-	-	-	-	-
AFRICA	40,093	393	550	949	28	503
BOTSWANA	194	-	-	-	-	-
BURUNDI	5	-	-	-	-	-
CAMEROON	980	-	-	-	28	-
CAPE VERDE	238	-	-	-	-	-
CENTRAL AFRICAN REP	239	-	-	-	-	503
CHAD	193	-	-	-	-	-
DJIBOUTI	796	-	-	-	-	-
EQUATORIAL GUINEA	19	-	-	-	-	-
ERITREA	-	-	-	361	949	-
ETHIOPIA	-	-	-	189	-	-
GABON	164	-	-	-	-	-
GAMBIA	77	-	-	-	-	-
GHANA	1,430	-	-	-	-	-

TOTALS MAY NOT ADD DUE TO ROUNDING

* LESS THAN \$500

FOREIGN MILITARY CONSTRUCTION SALES AGREEMENTS
(DOLLARS IN THOUSANDS)

	FY 2001	FY 2002	FY 2003	FY 2004	FY 2005	FY 1950	FY 2005
124,390	71,233	222,078	671,416	328,970	21,051,791		
-	286	-	327,813	-	-	329,068	
-	286	-	-	-	-	48	
-	-	-	-	-	-	286	
-	-	-	-	-	-	1	
-	-	-	327,813	-	-	336	
-	-	-	-	-	-	328,347	
-	-	-	-	-	-	50	
123,677	63,921	203,490	337,329	328,030	20,281,520		
-	829	156,976	173,885	201,577	533,267		
59,287	33,409	11,051	54,809	46,961	21,139		
64,390	12,683	5,610	63,501	79,493	1,534,148		
-	17,000	2,801	-	-	594		
-	-	-	-	-	433,287		
-	-	-	-	-	985		
-	-	-	-	-	181,701		
-	-	-	-	-	1,344		
-	-	-	-	-	9,434		
-	-	-	-	-	1,511		
-	-	27,052	45,133	-	17,564,108		
-	-	-	-	-	2		
-	4,878	1,018	5,561	-	236,736		
-	-	1,018	-	-	29		
-	-	-	-	-	146,423		
-	4,878	-	-	-	9		
-	-	-	5,561	-	4,878		
-	-	-	-	-	5,561		
-	-	-	-	-	79,835		
260	1,610	538	470	107	45,502		
-	-	-	-	-	194		
-	-	-	-	-	5		
-	-	-	-	-	980		
-	-	125	-	-	391		
-	-	-	-	-	365		
-	-	-	-	-	696		
-	-	-	-	-	796		
-	-	-	-	-	19		
-	-	-	-	-	1,310		
-	-	-	-	-	189		
-	-	-	-	-	164		
-	-	-	-	-	77		
-	-	-	-	-	1,430		

WORLDWIDE

EAST ASIA AND PACIFIC

CAMBODIA
JAPAN
KOREA (SEOUL)
SINGAPORE
TAIWAN
THAILAND

NEAR EAST AND SOUTH ASIA

AFGHANISTAN
BAHRAIN
EGYPT
IRAN
ISRAEL
JORDAN
KUWAIT
LIBYA
MOROCCO
OMAN
SAUDI ARABIA
YEMEN

EUROPE

FRANCE
GERMANY
GREECE
KAZAKHSTAN
KYRGYZSTAN
UNITED KINGDOM

AFRICA

BOTSWANA
BURUNDI
CAMEROON
CAPE VERDE
CENTRAL AFRICAN REP
CHAD
DJIBOUTI
EQUATORIAL GUINEA
ERITREA
ETHIOPIA
GABON
GAMBIA
GHANA

TOTALS MAY NOT ADD DUE TO ROUNDING

* LESS THAN \$500

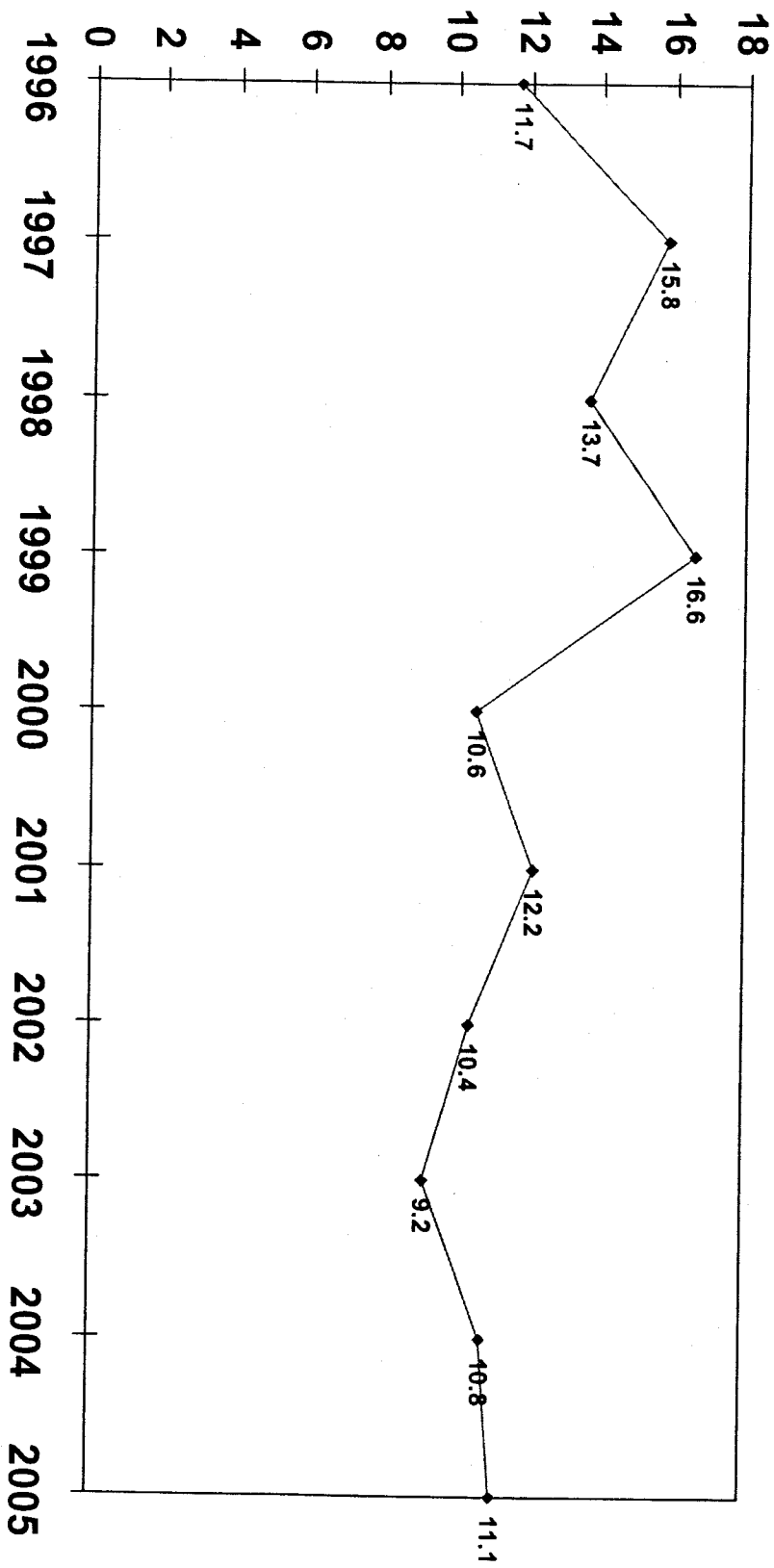
FOREIGN MILITARY CONSTRUCTION SALES AGREEMENTS (CONTINUED)
(DOLLARS IN THOUSANDS)

	<u>FY 1950</u>	<u>FY 1996</u>	<u>FY 1997</u>	<u>FY 1998</u>	<u>FY 1999</u>	<u>FY 2000</u>
AFRICA (CONTINUED)						
GUINEA	110	-	-	-	-	-
IVORY COAST	692	153	-	-	-	-
KENYA	302	240	-	-	-	-
LESOTHO	187	-	-	-	-	-
LIBERIA	7,300	-	-	-	-	-
MADAGASCAR	177	-	-	-	-	-
MALAWI	496	-	-	-	-	-
MALI	115	-	-	-	-	-
MAURITANIA	326	-	-	-	-	-
MOZAMBIQUE	-	-	-	-	-	-
NIGER	4,554	-	-	-	-	-
NIGERIA	-	-	-	-	-	-
RWANDA	756	-	-	-	-	-
SAO TOME & PRINCIPE	-	-	-	-	-	-
SENEGAL	3,039	-	-	-	-	-
SEYCHELLES	35	-	-	-	-	-
SIERRA LEONE	608	-	-	-	-	-
SOMALIA	350	-	-	-	-	-
SUDAN	16,484	-	-	-	-	-
TOGO	2	-	-	-	-	-
UGANDA	225	-	-	-	-	-
WESTERN HEMISPHERE	124,399	5,083	2,393	4,805	2,175	955
ANTIGUA & BARBUDA	244	-	-	-	-	49
ARGENTINA	665	-	-	-	-	-
BARBADOS	11,397	36	437	-	-	607
BOLIVIA - INTL NARC	519	-	-	-	-	-
CANADA	1,995	656	470	-	-	-
COLOMBIA - INTL NARC	10,454	728	-	2,913	2,175	-
COSTA RICA	752	-	-	-	-	-
ECUADOR	318	752	-	-	-	-
ECUADOR - INTL NARC	57,532	441	-	1,486	-	763
EL SALVADOR	2,021	-	-	-	-	340
GUATEMALA	-	-	-	-	-	789
HAITI	31,214	2,469	-	-	-	195
HONDURAS	7,203	-	-	-	-	105
MEXICO	-	-	-	-	-	-
PANAMA	85	-	-	-	-	-
ST VINCENT + GREN.	-	-	-	-	-	-
INTERNATL. ORG. AND VARIOUS	-	-	-	59	-	-

TOTALS MAY NOT ADD DUE TO ROUNDING

* LESS THAN \$500

FOREIGN MILITARY SALES DELIVERIES INCLUDES CONSTRUCTION (Dollars in Billions)



FOREIGN MILITARY SALES DELIVERIES
(DOLLARS IN THOUSANDS)

	FY 1995	FY 1996	FY 1997	FY 1998	FY 1999	FY 2000
WORLDWIDE	188,151,531	11,752,641	15,831,261	13,736,803	16,693,673	10,671,734
EAST ASIA AND PACIFIC	36,079,905	2,644,559	4,052,108	3,421,555	4,555,127	3,662,385
AUSTRALIA	8,013,205	223,157	195,888	207,432	268,692	331,851
BRUNEI	414	17	-	47	-	68
CAMBODIA	1,064	455	705	860	635	287
CHINA	259,714	-	-	-	-	-
EAST TIMOR	1,829	-	-	-	-	12
FIJI	8,542	-	-	-	-	-
INDOCHINA	662,499	10,182	12,439	4,883	31,717	-
INDONESIA	6,295,943	752,869	619,717	409,305	437,558	460,230
JAPAN	6,050,383	339,844	509,180	883,566	584,733	1,399,002
KOREA (SEOUL)	-	-	14	684	298	10
LAOS	201,536	38,722	16,814	72,405	44,845	413,726
MALAYSIA	-	-	-	-	-	-
MONGOLIA	8,734	-	16,298	-	8,899	19,375
MYANMAR	287,445	11,686	-	10,863	-	-
NEW ZEALAND	327	-	-	-	-	-
PAPUA NEW GUINEA	836,339	88,652	28,393	36,548	17,657	9,702
REP OF PHILIPPINES	1,202,254	80,240	132,678	231,735	548,920	131,039
SINGAPORE	9,187,617	829,352	2,368,820	1,419,645	2,478,017	783,767
TAIWAN	3,060,715	269,381	151,161	143,558	133,157	113,299
THAILAND	177	3	-	23	-	17
TONGA	-	-	-	-	-	-
UNTAET	1,167	-	-	-	-	-
VIETNAM	-	-	-	-	-	-
NEAR EAST AND SOUTH ASIA	86,314,077	5,442,066	7,598,707	6,503,779	6,600,501	4,050,594
AFGHANISTAN	-	-	-	-	-	-
ALGERIA	6,029	-	-	-	-	-
BAHRAIN	875,701	38,617	61,092	61,734	48,229	54,211
BAHRAIN	3,738	1,094	2,066	956	666	915
BANGLADESH	11,283,180	1,083,018	892,176	551,283	542,616	1,031,183
EGYPT	79,765	4,497	-	171	-	-
INDIA	10,713,506	-	-	-	-	-
IRAN	13,152	-	-	-	-	-
IRAQ	13,932,756	385,737	455,864	1,194,777	1,213,095	562,015
ISRAEL	1,825,824	15,603	41,689	46,984	48,675	52,335
JORDAN	3,469,760	744,762	1,208,938	323,097	315,622	320,789
KUWAIT	603,132	31,735	32,955	8,016	6,979	4,884
LEBANON	28,249	-	-	-	-	-
LIBYA	1,020,069	21,464	11,268	7,230	4,714	4,723
MOROCCO	1,255	-	-	-	-	-
NEPAL	159,555	5,157	4,827	5,474	5,730	1,227
OMAN	2,689,790	143,247	183,295	76,035	-	-
PAKISTAN	4,463	512	430	633	415	311
QATAR	-	-	-	-	-	-

TOTALS MAY NOT ADD DUE TO ROUNDING

* LESS THAN \$500

FOREIGN MILITARY SALES DELIVERIES
(DOLLARS IN THOUSANDS)

	FY 2001	FY 2002	FY 2003	FY 2004	FY 2005	FY 1950	
12,276,260	10,434,358	9,223,957	10,803,531	11,146,052	310,721,800		WORLDWIDE
3,174,911	3,289,021	2,194,195	2,521,459	3,250,657	68,845,882		EAST ASIA AND PACIFIC
308,180	231,659	212,802	184,997	390,717	10,568,579		AUSTRALIA
107	20	53	36	12	773		BRUNEI
152	149	424	116	295	5,141		CAMBODIA
-	-	-	958	24	259,714		CHINA
-	-	-	-	24	1,006		EAST TIMOR
-	-	-	-	75	1,917		FIJI
-	-	-	-	-	8,542		INDONESIA
493,353	466,729	431,029	395,694	416,160	721,901		JAPAN
735,300	525,537	554,066	592,763	610,236	11,178,587		KOREA (SEOUL)
53	96	199	199	-	12,784,510		LAOS
77,083	11,418	9,108	11,380	49,414	1,354		MALAYSIA
-	107	273	3,437	878	4,695		MONGOLIA
19,601	31,986	11,674	8,510	13,485	8,734		MYANMAR
18,789	22,116	25,322	28,239	34,024	439,822		NEW ZEALAND
244,268	421,106	168,616	204,973	210,336	1,145,783		PAPUA NEW GUINEA
1,159,639	1,410,098	648,108	912,095	1,432,685	3,576,163		REP OF PHILIPPINES
118,386	167,772	131,535	179,191	92,315	22,629,844		SINGAPORE
-	40	18	-	-	4,560,470		TAIWAN
-	7	11	4	*	278		THAILAND
-	-	-	-	-	23		TONGA
4,492,691	4,211,140	3,189,274	4,186,072	4,950,071	137,538,972		UNTAE*
-	1,451	17,037	109,532	169,518	297,538		VIETNAM
334,765	81,975	96,493	78,167	61,988	6,038		NEAR EAST AND SOUTH ASIA
6,834	8,937	2,478	6,368	860	1,792,974		AFGHANISTAN
859,963	1,875,499	860,584	1,345,356	1,305,533	34,911		ALGERIA
-	38	20,507	6,675	10,970	21,630,391		BAHRAIN
766,026	629,426	845,952	878,189	1,652,582	10,713,506		BANGLADESH
80,428	57,159	69,473	106,132	141,852	13,152		EGYPT
502,227	130,751	143,411	212,087	258,672	22,516,419		INDIA
6,097	3,148	3,086	1,942	1,257	7,630,115		IRAN
8,385	7,110	8,569	9,257	13,792	28,249		IRAQ
107	61	6,691	8,164	3,913	1,116,581		ISRAEL
3,787	1,609	6,823	16,504	91,989	2,486,155		JORDAN
-	6,456	4,659	36,155	60,739	7,630,115		KUWAIT
788	827	1,024	329	354	703,233		LEBANON
-	-	-	-	-	28,249		LIBYA
-	-	-	-	-	1,116,581		MOROCCO
-	-	-	-	-	20,191		NEPAL
-	-	-	-	-	302,683		OMAN
-	-	-	-	-	3,200,376		PAKISTAN
-	-	-	-	-	10,085		QATAR

TOTALS MAY NOT ADD DUE TO ROUNDING * LESS THAN \$500
PAGE 19 AS OF 30 SEP 05

FOREIGN MILITARY SALES DELIVERIES (CONTINUED)
(DOLLARS IN THOUSANDS)

	FY 1950 FY 1995	FY 1996	FY 1997	FY 1998	FY 1999	FY 2000
NEAR EAST AND SOUTH ASIA (CONTINUED)						
SAUDI ARABIA	37,391,566	2,835,316	4,601,461	4,195,522	4,323,061	1,972,467
SRI LANKA	2,004	57	25	83	5	1
SYRIA	1	19,069	12,007	5,619	8,484	3,898
TUNISIA	606,357	-	-	-	-	2,650
UNITED ARAB EMIRATES	1,283,276	112,181	90,615	26,167	81,337	38,959
UNITED ARAB EMIRATES	320,951	-	-	-	870	25
YEMEN	-	-	-	-	-	-
EUROPE	54,884,899	3,217,615	3,897,137	3,406,293	5,258,191	2,664,066
ALBANIA	2	*	894	586	743	1,553
ARMENIA	-	-	-	-	-	-
AUSTRIA	241,220	3,163	74,030	21,166	6,092	7,515
AZERBAIJAN	-	-	-	-	-	-
BELGIUM	2,591,949	157,393	107,097	193,778	274,160	58,424
BOSNIA-HERZEGOVINA	-	-	-	5	584	1,320
BULGARIA	-	-	-	66	2,298	3,521
CROATIA	-	-	-	-	-	-
CZECH REPUBLIC	-	234	550	2,403	1,256	3,153
DENMARK	1,558,159	91,065	47,769	205,445	157,303	46,248
ESTONIA	15	268	365	567	314	1,698
FINLAND	195,962	250,887	398,596	543,611	719,076	690,077
FRANCE	1,029,575	52,450	57,159	35,081	247,706	217,064
GEORGIA	-	-	-	19	19	3,324
GERMANY	11,643,722	376,259	207,749	189,963	250,669	130,928
GREECE	3,432,001	209,840	690,747	397,481	463,002	389,051
HUNGARY	7,396	3,136	109	2,086	1,176	6,440
ICELAND	544	-	-	11	-	-
IRELAND	949	40	-	-	-	-
ITALY	1,679,896	76,509	50,734	42,714	105,713	40,806
KAZAKHSTAN	-	-	-	-	21	110
KYRGYZSTAN	-	-	-	-	-	726
LATVIA	4	313	64	1,140	392	2,397
LITHUANIA	-	348	159	740	1,359	1,722
LUXEMBOURG	8,664	612	5,558	508	445	1,058
MACEDONIA (FYROM)	-	-	349	1,940	4,671	7,376
MALTA	202	2	-	-	-	-
MOLDOVA	-	-	-	-	644	1,102
NETHERLANDS	5,486,236	391,028	167,666	343,874	381,478	160,750
NORWAY	2,114,519	134,589	141,987	187,654	244,076	64,368
POLAND	-	533	174	2,025	2,116	12,629
PORTUGAL	855,978	18,572	70,276	21,109	11,517	19,932
ROMANIA	-	14	5,168	1,887	1,415	3,509
SLOVAKIA	-	-	9	1,116	982	3,377
SLOVENIA	*	-	20	174	133	529

TOTALS MAY NOT ADD DUE TO ROUNDING

* LESS THAN \$500

FOREIGN MILITARY SALES DELIVERIES (CONTINUED)
(DOLLARS IN THOUSANDS)

	FY 2001	FY 2002	FY 2003	FY 2004	FY 2005	FY 1950 FY 2005
NEAR EAST AND SOUTH ASIA (CONTINUED)						
SAUDI ARABIA	1,890,891	1,307,822	1,012,987	1,223,875	1,008,961	61,763,929
SRI LANKA	26	-	123	393	260	2,976
SYRIA	8,096	6,160	4,354	8,254	8,333	690,630
TUNISIA	15,506	52,956	81,413	136,435	134,834	423,793
UNITED ARAB EMIRATES	8,712	39,440	3,335	1,189	17,771	1,702,983
UNITED ARAB EMIRATES	54	307	271	1,069	5,893	329,439
YEMEN	-	-	-	-	-	-
EUROPE	4,085,368	2,694,259	3,508,831	3,799,745	2,422,808	89,839,212
ALBANIA	3,602	5,502	3,535	7,890	7,469	31,775
ARMENIA	4,513	7,013	8,133	8,857	84	8,941
AUSTRIA	168,973	68,237	53	2,027	2,230	382,842
AZERBAIJAN	8,030	4,618	70,646	42,147	1,703	3,783
BELGIUM	4,558	1,569	1,869	1,782	49,382	3,782,187
BOSNIA-HERZEGOVINA	247	95	2,878	14,361	3,652	21,859
BULGARIA	5,594	4,447	1,730	14,361	16,336	45,586
CROATIA	112,233	23,122	8,545	8,866	9,355	11,613
CZECH REPUBLIC	2,510	2,693	13,970	22,406	20,297	55,345
DENMARK	147,332	68,054	4,497	11,382	40,582	2,318,301
ESTONIA	141,769	206,181	39,869	45,677	12,930	37,238
FINLAND	5,171	3,647	168,115	242,724	37,304	3,136,443
FRANCE	329,669	9,825	9,825	7,346	153,379	2,551,203
GERMANY	447,849	221,536	242,693	263,647	11,582	40,914
GREECE	7,085	453,798	1,324,325	1,173,717	212,192	14,069,027
HUNGARY	-	8,674	4,421	6,764	363,922	9,345,733
ICELAND	45	8	-	-	6,193	53,480
IRELAND	185,105	102,579	184,846	3,555	280	4,881
ITALY	690	3,035	414	282,690	126,939	2,878,532
KAZAKHSTAN	3,221	2,250	2,746	1,026	2,693	7,298
KYRGYZSTAN	1,510	1,700	3,652	4,722	1,908	13,043
LATVIA	859	7,459	1,725	9,354	10,445	32,682
LITHUANIA	9,653	1,736	972	4,043	16,609	45,751
LUXEMBOURG	-	8,566	12,248	5,378	783	25,239
MACEDONIA (FYROM)	2,650	898	5,125	11,262	11,171	61,443
MALTA	412,426	1,404	1,856	1,491	5,171	11,398
MOLDOVA	191,749	241,718	223,645	271,385	179,054	10,091
NETHERLANDS	9,296	87,538	123,054	79,996	105,784	8,259,260
NORWAY	41,802	31,595	16,644	75,910	89,525	3,475,315
POLAND	21,286	27,830	116,376	30,640	84,403	240,448
PORTUGAL	4,151	7,289	8,375	14,650	25,718	1,298,436
ROMANIA	1,488	4,218	4,129	5,934	7,995	89,311
SLOVAKIA	-	553	1,556	1,541	11,109	31,911
SLOVENIA	-	-	-	-	-	17,103

TOTALS MAY NOT ADD DUE TO ROUNDING