

COST OF WAR through September 30, 2020

TOTAL COST

Since September 11, 2001, the Department of Defense (DoD) has obligated **\$1,623.7 billion** for war-related costs:

BREAKDOWN BY OPERATION since September 11, 2001

The **\$1,623.7 billion** breakdown by operation is:

	% of Total
<i>Current Contingencies (\$314.7 billion):</i>	
• Operation FREEDOM'S SENTINEL (OFS):	\$237.3 billion (15%)
• Operation INHERENT RESOLVE (OIR):	\$49.4 billion (3%)
• Operation NOBLE EAGLE (ONE):	\$28.0 billion (2%)
<i>Prior Year Contingencies (\$1,309.0 billion):</i>	
• Operation IRAQI FREEDOM (OIF)/NEW DAWN (OND):	\$730.6 billion (45%)
• Operation ENDURING FREEDOM (OEF):	\$578.4 billion (36%)

AVERAGE MONTHLY SPENDING

• The <u>average monthly spending</u> for <u>all</u> Operations:	\$5.4 billion (during FY 2020)
• The average monthly spending for OFS :	\$4.4 billion (82%)
• The average monthly spending for OIR :	\$1.0 billion (18%)
• The average monthly spending for OIF/OND :	<\$0.1 billion (0%)
• The average monthly spending for OEF :	<\$0.1 billion (0%)
• The average monthly spending for ONE :	<\$0.1 billion (0%)

TALKING POINTS

- The international combat mission, Operation ENDURING FREEDOM (OEF), formally ended on December 31, 2014. Operation FREEDOM'S SENTINEL (OFS) began on January 1, 2015. OFS continues the train, advise, and assist mission of the Afghanistan National Defense and Security Forces (ANDSF) at the corps and Ministry of Defense level, as well as with the Ministry of the Interior.
 - The focus is on those processes associated with financial management, human resource management, force sustainment (logistics), and command and control. This includes a significant effort to further integrate and enhance aviation capabilities and intelligence support into the operations of the ANDSF.
- Operation INHERENT RESOLVE (OIR) began in August 2014, as a military air power intervention in Iraq and Syria in response to the threat posed by the Islamic State of Iraq and Syria (ISIS).
 - The OIR campaign seeks to deny and degrade ISIS through precision airstrikes and intelligence collection, disrupt the flow of foreign forces, and build partner capacity.
 - Efforts include working with and through the Government of Iraq's (GoI) Iraqi Security Forces (ISF) in Iraq and Vetted Syrian Opposition (VSO) forces in Syria to build key security force capabilities, help professionalize their security forces, and promote stability in the region.

WHAT IS THE MONEY BEING SPENT ON?

- War-related operational costs, such as operating tempo, training, overseas facilities and base support, equipment maintenance, and communications, and replacement of combat losses and enhancements.
- Support for deployed troops, which includes food, clothing, and health/medical services, special pay and benefits for troops in the field.
- Transportation of personnel and equipment, including airlift and sealift into and out of the theater of operations and support payments for the ANDSF and coalition partners.

FY 2020 Quarter 4 Cost of War Update as of September 30, 2020

Cost Estimate for Report

The estimated cost of this report or study for the Department of Defense is approximately \$72,000 for the 2020 Fiscal Year. This includes \$0 in expenses and \$72,000 in DoD labor.

Generated on 2020Dec14

RefID: E-B99B7CB

Department of Defense Q4 Cost of War as of September 30, 2020 (All Years)

(Dollars in Billions)

By Operation	FY 2019 Total	Obligations				Q4 Monthly Average		Total Since 9/11	
		Q4 FY 2019	Q4 FY 2020	Cumulative FY 2019	Cumulative FY 2020	FY 2019	FY 2020		
NEW DAWN (OND) /Post-OND Iraq Activities	-0.3	-0.3	-0.1	-0.3	<0.1	<0.1	<0.1	730.6	45%
INHERENT RESOLVE (OIR)	12.1	2.4	2.4	12.1	8.9	1.0	1.0	49.4	3%
Subtotal OIF/OND/OIR	11.8	2.1	2.3	11.8	8.9	1.0	1.0	780.0	48%
ENDURING FREEDOM (OEF) ⁽¹⁾⁽²⁾	-1.0	-0.6	-0.4	-1.0	-0.3	-0.1	<0.1	578.4	36%
FREEDOM'S SENTINEL (OFS)	39.4	12.0	10.3	39.4	40.0	3.3	4.4	237.3	15%
Subtotal OEF/OFS	38.4	11.5	9.9	38.4	39.7	3.2	4.4	815.7	50%
NOBLE EAGLE (ONE)	0.1	<0.1	<0.1	0.1	0.1	<0.1	<0.1	28.0	2%
TOTAL	50.3	13.6	12.2	50.3	48.7	4.2	5.4	1,623.7	100%

Totals may not add due to rounding

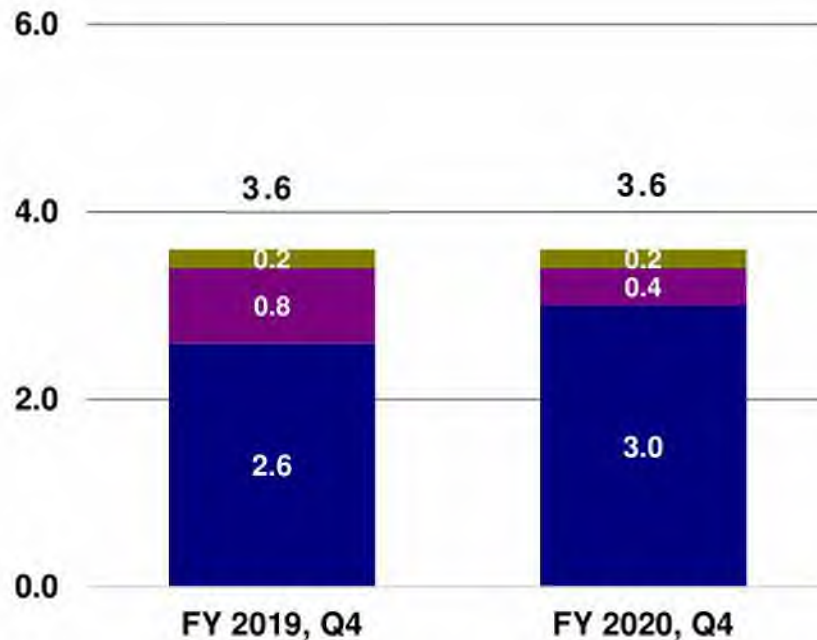
(1) The total in the FY 2019 column for Operation ENDURING FREEDOM (OEF) reflects the cumulative total of downward adjustments posted to prior year accounts and adjustments between operations (i.e., OEF transfers to OFS and OIR for proper alignment).

(2) The OEF total in the Cumulative FY 2019 and FY 2020 column reflects Army corrections posted in prior years and adjustments between operations (e.g., OEF transfers to OFS for proper alignment).

Source: Defense Finance and Accounting Service, Cost of War Monthly Report
Data as of September 30, 2020

FY 2020 Obligations for Contingency Operations Comparison of OND/OIR/OEF/OFS “Average Monthly Spending” — All Years

(Dollars in Billions)



FY 2020 Q4 Average Obligations

Security Forces and Coalition Support

The average monthly obligations in FY 2020 is consistent with FY 2019.

Investment

The FY 2020 average monthly obligations are lower than the FY 2019 average due to decreased spending in aircraft and munition procurement, and communication & electronic equipment procurement.

Military Operations

The average monthly obligations in FY 2020 is higher than the FY 2019 average due to increased spending in other supplies & equipment, depot level maintenance, and Command, Control, Communications, Computers and Intelligence (C4I) Systems.

Totals may not add due to rounding

Note: Obligation data does not include non-DoD classified programs and less than \$<0.1 billion from base funded Operation NOBLE EAGLE (ONE)

Source: Defense Finance and Accounting Service, Cost of War Monthly Report

Data as of September 30, 2020

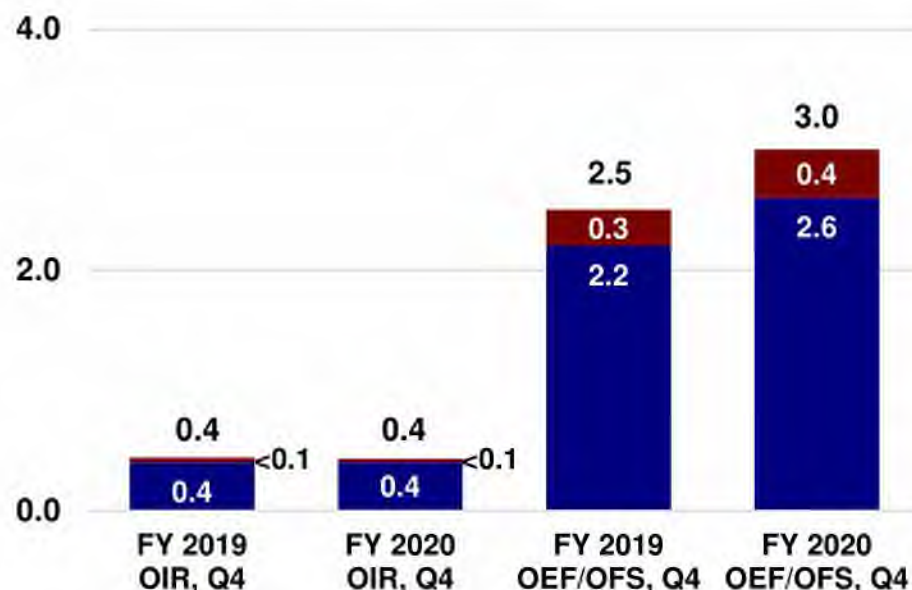
FY 2020 Obligations for Military Operations

Comparison of OND/OIR/OEF/OFS

“Average Monthly Spending” — All Years

(Dollars in Billions)

Comparison of Average Monthly Spending
by Major Contingency Operation
(FY 2019: \$3.6 billion)
(FY 2020: \$3.6 billion)



FY 2020 Q4 Average Obligations

Military Personnel

(FY 2019: \$0.3 billion; FY 2020: \$0.4 billion)

OIR: The average monthly obligations in FY 2020 remains relatively consistent with FY 2019 despite decreased spending in Reserve Components Called to Active Duty.

OEF/OFS: The average monthly obligations in FY 2020 is slightly higher than FY 2019 due to increased spending in Reserve Components Called to Active Duty.

Operation and Maintenance

(includes Working Capital Funds)

(FY 2019: \$2.6 billion; FY 2020: \$3.0 billion)

OIR: The average monthly obligations in FY 2020 is consistent with FY 2019.

OEF/OFS: The average monthly obligations in FY 2020 is higher than FY 2019 due to increased spending in Depot Level Maintenance, Other Supplies & Equipment, Contractor Logistics Support, and Command, Control, Communications, Computers and Intelligence (C4I) Systems.

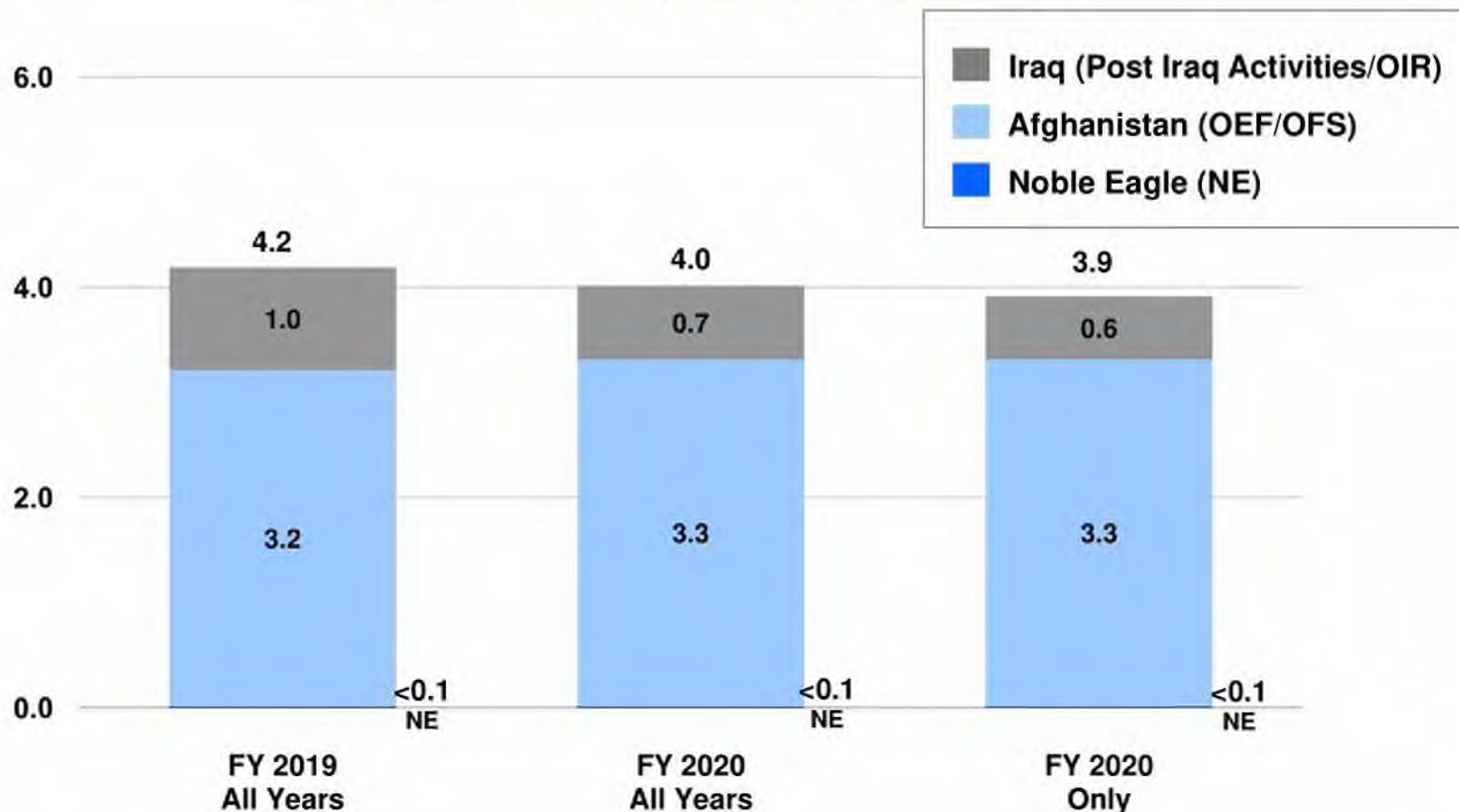
Totals may not add due to rounding

Note: Obligation data does not include non-DoD classified programs and less than \$<0.1 billion from base funded Operation NOBLE EAGLE (ONE)
Source: Defense Finance and Accounting Service, Cost of War Monthly Report
Data as of September 30, 2020

FY 2020 Obligations for Contingency Operations

Comparison of OND/Post-OND Iraq Activities/ OIR/OEF/OFS/ONE

“Average Monthly Spending”, Q4



Note: Obligation data does not include non-DoD classified programs.

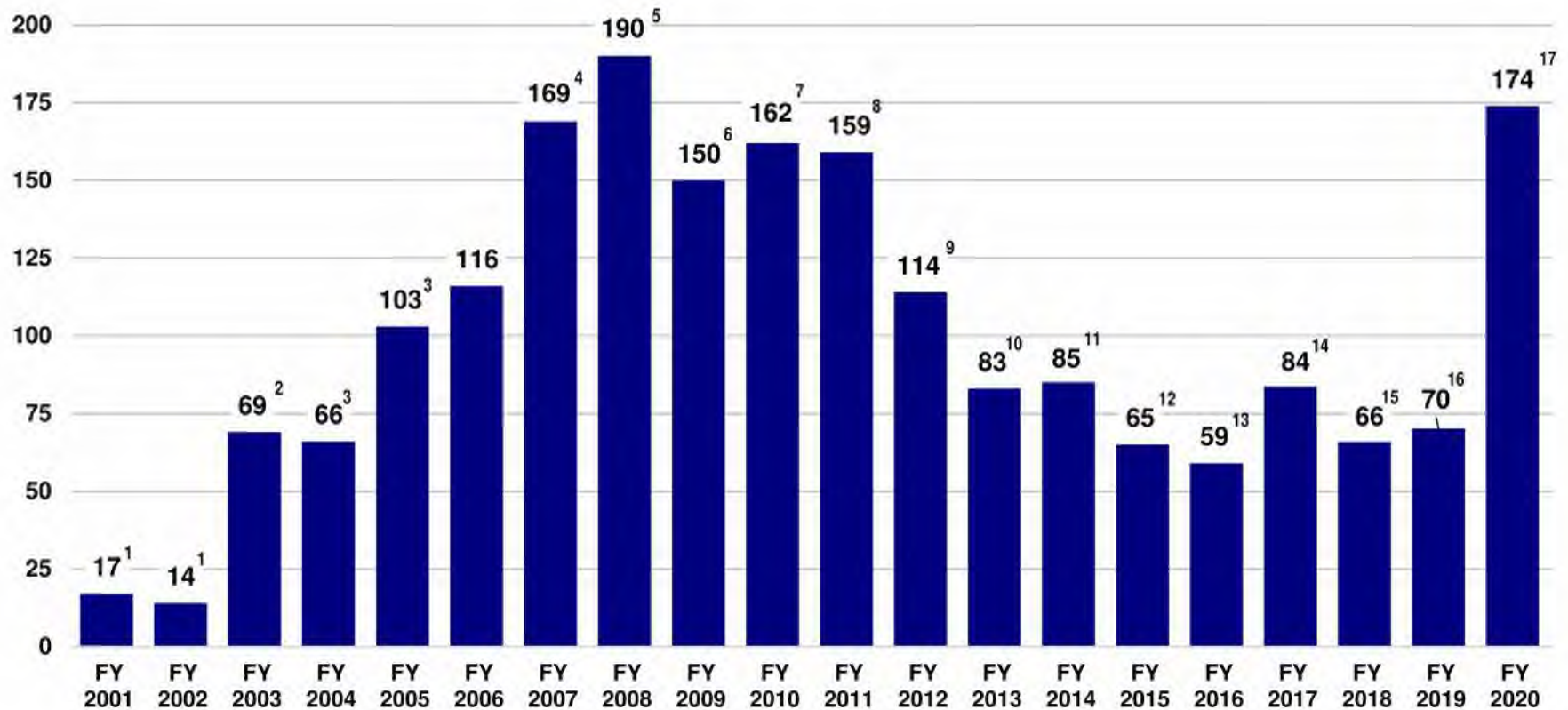
*Source: Defense Finance and Accounting Service, Cost of War Monthly Report
Data as of September 30, 2020*

Totals may not add due to rounding

Cost of War Backup Detail

Funding Appropriated through War-related Requests FY 2001 – FY 2020 (\$2,015B)

(Dollars in Billions)



Explanations for footnotes 1-17 are provided on Slide 8

Note: Includes funding for OIF/OND/OIR, OEF/OFS, and ONE. Beginning in FY 2005, ONE is funded in the DoD baseline.

Source: Department of Defense Appropriations Acts

Data as of June 30, 2020

Totals may not add due to rounding

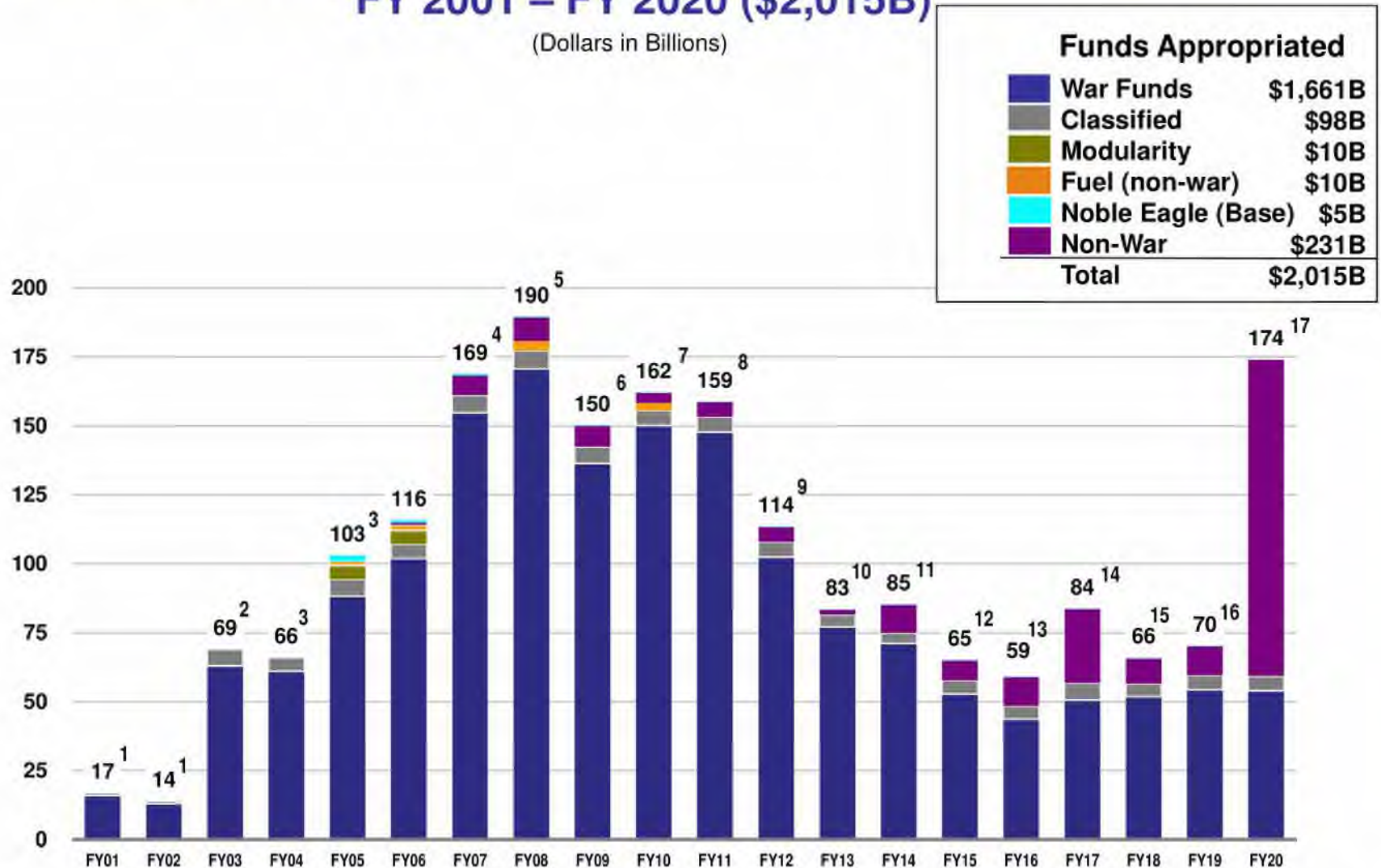
Explanatory Footnotes for Slide 7

- 1/ FY 2001 includes \$3.5B of funds appropriated in the FY 2002 Supplemental (P.L. 107-117) as that is the year where the obligations were incurred. Authorization for the obligation of these funds was provided in the FY 2001 Supplemental (P.L. 107-38), which provided \$40B to OMB's Emergency Response Program for response to the 9/11 terrorist attacks on the United States
- 2/ FY 2003 reflects a rescission of \$3.5B of Iraq Freedom Funds enacted in the FY 2004 DoD Appropriations Act (P.L. 108-87)
- 3/ FY 2005 reflects \$25B appropriated in FY 2004 for FY 2005 war-related costs (Title IX Bridge) (P.L. 108-287); reflects \$3B appropriated in P.L.s 108-324, 109-61, and 109-62 for Hurricane Disaster Relief
- 4/ FY 2007 includes \$3B appropriated in GWOT Emergency Supplemental (P.L. 110-28) for BRAC
- 5/ FY 2008 includes \$16.8B appropriated for the Mine Resistant Ambush Protected Transfer Fund (P.L. 110-92 (\$5.2B)) and (P.L. 110-116 (\$11.6B)); also includes \$0.143B rescission enacted in the FY 2009 Supplemental but applicable to the FY 2008 OCO; does not reflect the \$3B rescission in P.L. 110-252 section 8003 applied to baseline programs
- 6/ FY 2009 does not reflect \$4.5B of rescissions enacted in the FY 2009 Supplemental that were applied to the Department's baseline programs; however, FY 2009 reflects \$0.1B of rescissions enacted in P.L. 113-6 (see note 10)
- 7/ FY 2010 reflects \$0.5B of rescissions enacted in the FY 2010 Supplemental, Education, Jobs, & Medicaid Assistance (P.L. 111-226), that were applied to the Department's FY 2010 OCO amounts; also, FY 2010 reflects \$0.6B of rescissions enacted in P.L. 112-74 (see note 9)
- 8/ FY 2011 reflects the FY 2011 Department of Defense and Full Year Continuing Appropriations Act (P.L. 112-10); also, FY 2011 reflects \$0.2B of rescissions enacted in P.L. 113-6 (see note 10) and \$0.1B of FY 2013 sequestered amount
- 9/ FY 2012 reflects the \$116B appropriated in the FY 2012 Consolidated Appropriations Act (P.L. 112-74) and does not reflect the \$0.6B of rescissions enacted in P.L. 112-74 that were applied to the Department's FY 2010 OCO programs; however, FY 2012 reflects \$1.7B of rescissions enacted in P.L. 113-6 (see note 10) and \$0.5B of FY 2013 sequestered amount
- 10/ FY 2013 reflects the Consolidated and Further Continuing Appropriations Act (P.L. 113-6) and does not reflect the \$0.1B, \$0.2B, and \$1.7B of rescissions enacted in P.L. 113-6 that were applied to the Department's FYs 2009, 2011, and 2012 OCO programs, respectively; however, FY 2013 reflects \$5.5B of FY 2013 sequestered amount
- 11/ FY 2014 reflects the Consolidated Appropriations Act (P.L. 113-76) and does not reflect the \$0.1B of rescissions enacted in P.L. 113-76 that were applied to the Department's FYs 2009 (\$0.05B) and 2013 (\$0.09B) in OCO programs, respectively
- 12/ FY 2015 reflects the Consolidated and Further Continuing Appropriations Act (P.L. 113-235) and does not reflect the \$1.2B of rescissions enacted in P.L. 113-235 that were applied to the Department's FYs 2014 (\$1.2B) and FY 2013 (\$0.007B) in OCO programs, respectively. Excludes Ebola emergency supplemental funds received in Title X for \$112 million
- 13/ FY 2016 reflects the Consolidated Appropriations Act, 2016 (P.L. 114-113) and does not reflect the \$0.4 of recessions enacted in P.L. 114-113 that were applied to FY 2015 Afghanistan Security Forces Fund
- 14/ FY 2017 reflects the Continuing Appropriations and the Military Construction, Veterans Affairs, and Related Agencies Appropriations Act, 2017 (P.L. 114-223) September 29, 2016 (\$172 million), the Further Continuing and Security Assistance Appropriations Act, 2017 (P.L. 114-254), December 10, 2016, (\$5.8 billion), and the Consolidated Appropriations Act of 2017 (P.L. 115-31) May 5, 2017, \$76.8 billion -Title IX and Title X.
- 15/ FY 2018 reflects the Consolidated Appropriations Act of 2018 (P.L. 115-141), March 23, 2018, \$65.9 billion – Title IX
- 16/ FY 2019 reflects the Consolidated Appropriations Act of 2019 (P.L. 115-245), September 28, 2018, \$70.2 billion – Title IX and the Military Appropriations Act of 2019 (P.L. 115-244), September 21, 2018, \$0.9 billion.
- 17/ FY 2020 reflects the Consolidated Appropriations Act of 2020 (P.L. 116-93), December 20, 2019, \$162.8 billion – Title IX and the Military Appropriations Act of 2020 (P.L. 116-94), December 20, 2019, \$9.9 billion

Funding Appropriated through War-related Requests

FY 2001 – FY 2020 (\$2,015B)

(Dollars in Billions)



Explanations for footnotes 1-17 are provided on Slide 10

Note: Includes funding for OIF/OND/OIR, OEF/OFS, and ONE. Beginning in FY 2005, ONE is funded in the DoD baseline.

Source: Department of Defense Appropriations Acts

Data as of September 30, 2020

Totals may not add due to rounding

Explanatory Footnotes for Slide 9

1/ FY 2001 includes \$3.5B of funds appropriated in the FY 2002 Supplemental (P.L. 107-117) as that is the year where the obligations were incurred. Authorization for the obligation of these funds was provided in the FY 2001 Supplemental (P.L. 107-38), which provided \$40B to OMB's Emergency Response Program for response to the 9/11 terrorist attacks on the United States

2/ FY 2003 reflects a rescission of \$3.5B of Iraq Freedom Funds enacted in the FY 2004 DoD Appropriations Act (P.L. 108-87)

3/ FY 2005 reflects \$25B appropriated in FY 2004 for FY 2005 war-related costs (Title IX Bridge) (P.L. 108-287); reflects \$3B appropriated in P.L.s 108-324, 109-61, and 109-62 for Hurricane Disaster Relief

4/ FY 2007 includes \$3B appropriated in GWOT Emergency Supplemental (P.L. 110-28) for BRAC

5/ FY 2008 includes \$16.8B appropriated for the Mine Resistant Ambush Protected Transfer Fund (P.L. 110-92 (\$5.2B)) and (P.L. 110-116 (\$11.6B)); also includes \$0.143B rescission enacted in the FY 2009 Supplemental but applicable to the FY 2008 OCO; does not reflect the \$3B rescission in P.L. 110-252 section 8003 applied to baseline programs

6/ FY 2009 does not reflect \$4.5B of rescissions enacted in the FY 2009 Supplemental that were applied to the Department's baseline programs; however, FY 2009 reflects \$0.1B of rescissions enacted in P.L. 113-6 (see note 10)

7/ FY 2010 reflects \$0.5B of rescissions enacted in the FY 2010 Supplemental, Education, Jobs, & Medicaid Assistance (P.L. 111-226), that were applied to the Department's FY 2010 OCO amounts; also, FY 2010 reflects \$0.6B of rescissions enacted in P.L. 112-74 (see note 9)

8/ FY 2011 reflects the FY 2011 Department of Defense and Full Year Continuing Appropriations Act (P.L. 112-10); also, FY 2011 reflects \$0.2B of rescissions enacted in P.L. 113-6 (see note 10) and \$0.1B of FY 2013 sequestered amount

9/ FY 2012 reflects the \$116B appropriated in the FY 2012 Consolidated Appropriations Act (P.L. 112-74) and does not reflect the \$0.6B of rescissions enacted in P.L. 112-74 that were applied to the Department's FY 2010 OCO programs; however, FY 2012 reflects \$1.7B of rescissions enacted in P.L. 113-6 (see note 10) and \$0.5B of FY 2013 sequestered amount

10/ FY 2013 reflects the Consolidated and Further Continuing Appropriations Act (P.L. 113-6) and does not reflect the \$0.1B, \$0.2B, and \$1.7B of rescissions enacted in P.L. 113-6 that were applied to the Department's FYs 2009, 2011, and 2012 OCO programs, respectively; however, FY 2013 reflects \$5.5B of FY 2013 sequestered amount

11/ FY 2014 reflects the Consolidated Appropriations Act (P.L. 113-76) and does not reflect the \$0.1B of rescissions enacted in P.L. 113-76 that were applied to the Department's FYs 2009 (\$0.05B) and 2013 (\$0.09B) in OCO programs, respectively

12/ FY 2015 reflects the Consolidated and Further Continuing Appropriations Act (P.L. 113-235) and does not reflect the \$1.2B of rescissions enacted in P.L. 113-235 that were applied to the Department's FYs 2014 (\$1.2B) and FY 2013 (\$0.007B) in OCO programs, respectively. Excludes Ebola emergency supplemental funds received in Title X for \$112 million

13/ FY 2016 reflects the Consolidated Appropriations Act, 2016 (P.L. 114-113) and does not reflect the \$0.4 of recessions enacted in P.L. 114-113 that were applied to FY 2015 Afghanistan Security Forces Fund

14/ FY 2017 reflects the Continuing Appropriations and the Military Construction, Veterans Affairs, and Related Agencies Appropriations Act, 2017 (P.L. 114-223) September 29, 2016 (\$172 million), the Further Continuing and Security Assistance Appropriations Act, 2017

(P.L. 114-254), December 10, 2016, (\$5.8 billion), and the Consolidated Appropriations Act of 2017 (P.L. 115-31) May 5, 2017, \$76.8 billion -Title IX (\$62,676.324 million (excluding \$854.324 million of rescissions) and Title X (\$14,752.267 million).

15/ FY 2018 reflects the Consolidated Appropriations Act of 2018 (P.L. 115-141), March 23, 2018, \$65.9 billion – Title IX

16/ FY 2019 reflects the Consolidated Appropriations Act of 2019 (P.L. 115-245), September 28, 2018, \$70.2 billion – Title IX; and the Military Appropriations Act of 2019 (P.L. 115-244), September 21, 2018, \$0.9 billion

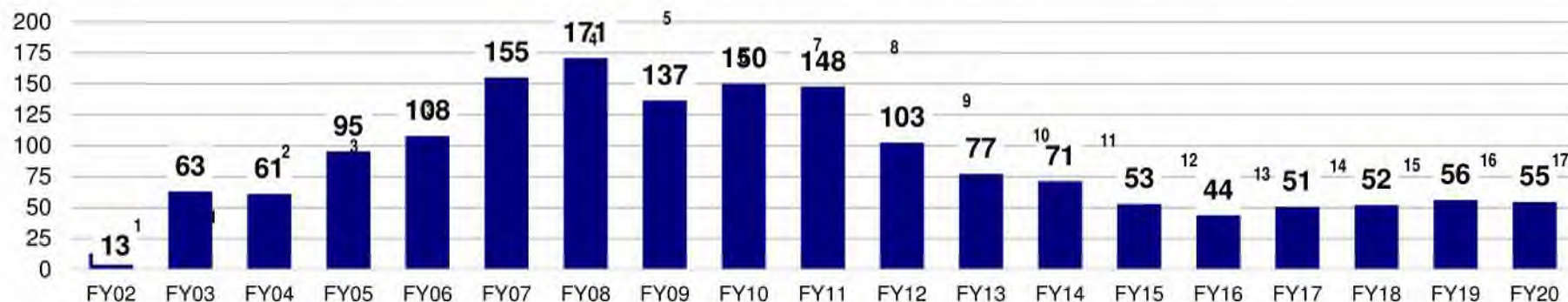
17/ FY 2020 reflects the Consolidated Appropriations Act of 2020 (P.L. 116-93), December 20, 2019, \$162.8 billion – Title IX and the Military Appropriations Act of 2020 (P.L. 116-94), December 20, 2019, \$9.9 billion

Funding Appropriated through War-related Requests

FY 2001 – FY 2020 (\$1,677B)

Excludes Non-DoD Classified and Non-War Costs (\$338B)

(Dollars in Billions)



1/ FY 2001 includes \$3.5B of funds appropriated in the FY 2002 Supplemental (P.L. 107-117) as that is the year where the obligations were incurred. Authorization for the obligation of these funds was provided in the FY 2001 Supplemental (P.L. 107-38), which provided \$40B to OMB's Emergency Response Program for response to the 9/11 terrorist attacks on the United States

2/ FY 2003 reflects a rescission of \$3.5B of Iraq Freedom Funds enacted in the FY 2004 DoD Appropriations Act (P.L. 108-87)

3/ FY 2005 reflects \$25B appropriated in FY 2004 for FY 2005 war-related costs (Title IX Bridge) (P.L. 108-287); reflects \$3B appropriated in P.L.s 108-324, 109-61, and 109-62 for Hurricane Disaster Relief

4/ FY 2007 includes \$3B appropriated in GWOT Emergency Supplemental (P.L. 110-28) for BRAC

5/ FY 2008 includes \$16.8B appropriated for the Mine Resistant Ambush Protected Transfer Fund (P.L. 110-92 (\$5.2B)) and (P.L. 110-116 (\$11.6B)); also includes \$0.143B rescission enacted in the FY 2009 Supplemental but applicable to the FY 2008 OCO; does not reflect the \$3B rescission in P.L. 110-252 section 8003 applied to baseline programs

6/ FY 2009 does not reflect \$4.5B of rescissions enacted in the FY 2009 Supplemental that were applied to the Department's baseline programs; however, FY 2009 reflects \$0.1B of rescissions enacted in P.L. 113-6 (see note 10)

7/ FY 2010 reflects \$0.5B of rescissions enacted in the FY 2010 Supplemental, Education, Jobs, & Medicaid Assistance (P.L. 111-226), that were applied to the Department's FY 2010 OCO amounts; also, FY 2010 reflects \$0.6B of rescissions enacted in P.L. 112-74 (see note 9)

8/ FY 2011 reflects the FY 2011 Department of Defense and Full Year Continuing Appropriations Act (P.L. 112-10); also, FY 2011 reflects \$0.2B of rescissions enacted in P.L. 113-6 (see note 10) and \$0.1B of FY 2013 sequestered amount

9/ FY 2012 reflects the \$116B appropriated in the FY 2012 Consolidated Appropriations Act (P.L. 112-74) and does not reflect the \$0.6B of rescissions enacted in P.L. 112-74 that were applied to the Department's FY 2010 OCO programs; however, FY 2012 reflects \$1.7B of rescissions enacted in P.L. 113-6 (see note 10) and \$0.5B of FY 2013 sequestered amount

10/ FY 2013 reflects the Consolidated and Further Continuing Appropriations Act (P.L. 113-6) and does not reflect the \$0.1B, \$0.2B, and \$1.7B of rescissions enacted in P.L. 113-6 that were applied to the Department's FYs 2009, 2011, and 2012 OCO programs, respectively; however, FY 2013 reflects \$5.5B of FY 2013 sequestered amount

11/ FY 2014 reflects the Consolidated Appropriations Act (P.L. 113-76) and does not reflect the \$0.1B of rescissions enacted in P.L. 113-76 that were applied to the Department's FYs 2009 (\$0.05B) and 2013 (\$0.09B) in OCO programs, respectively

12/ FY 2015 reflects the Consolidated and Further Continuing Appropriations Act (P.L. 113-235) and does not reflect the \$1.2B of rescissions enacted in P.L. 113-235 that were applied to the Department's FYs 2014 (\$1.2B) and FY 2013 (\$0.007B) in OCO programs, respectively. Excludes Ebola emergency supplemental funds received in Title X for \$112 million

13/ FY 2016 reflects the Consolidated Appropriations Act, 2016 (P.L. 114-113) and does not reflect the \$0.4 of recessions enacted in P.L. 114-113 that were applied to FY 2015 Afghanistan Security Forces Fund

14/ FY 2017 reflects the Continuing Appropriations and the Military Construction, Veterans Affairs, and Related Agencies Appropriations Act, 2017 (P.L. 114-223) September 29, 2016 (\$172 million), the Further Continuing and Security Assistance Appropriations Act, 2017 (P.L. 114-254), December 10, 2016, (\$5.8 billion), and the Consolidated Appropriations Act of 2017 (P.L. 115-31) May 5, 2017, \$76.8 billion - Title IX and Title X less the European Reassurance Initiative, Classified Activities, and other non War appropriated amounts..

15/ FY 2018 reflects the Consolidated Appropriations Act of 2018 (P.L. 115-141), March 23, 2018, \$65.9 billion – Title IX

16/ FY 2019 reflects the Consolidated Appropriations Act of 2019 (P.L. 115-245), September 28, 2018, \$70.2 billion – Title IX and the Military Appropriations Act of 2019 (P.L. 115-244), September 21, 2018, \$0.9 billion.

17/ FY 2020 reflects the Consolidated Appropriations Act of 2020 (P.L. 116-93), December 20, 2019, \$162.8 billion – Title IX and the Military Appropriations Act of 2020 (P.L. 116-94), December 20, 2019, \$9.9 billion.

Note: Includes funding for OIF/OND/OIR, OEF/OFS, and ONE. Beginning in FY 2005, ONE is funded in the DoD baseline.

Source: Department of Defense Appropriations Acts

Data as of September 30, 2020

Totals may not add due to rounding

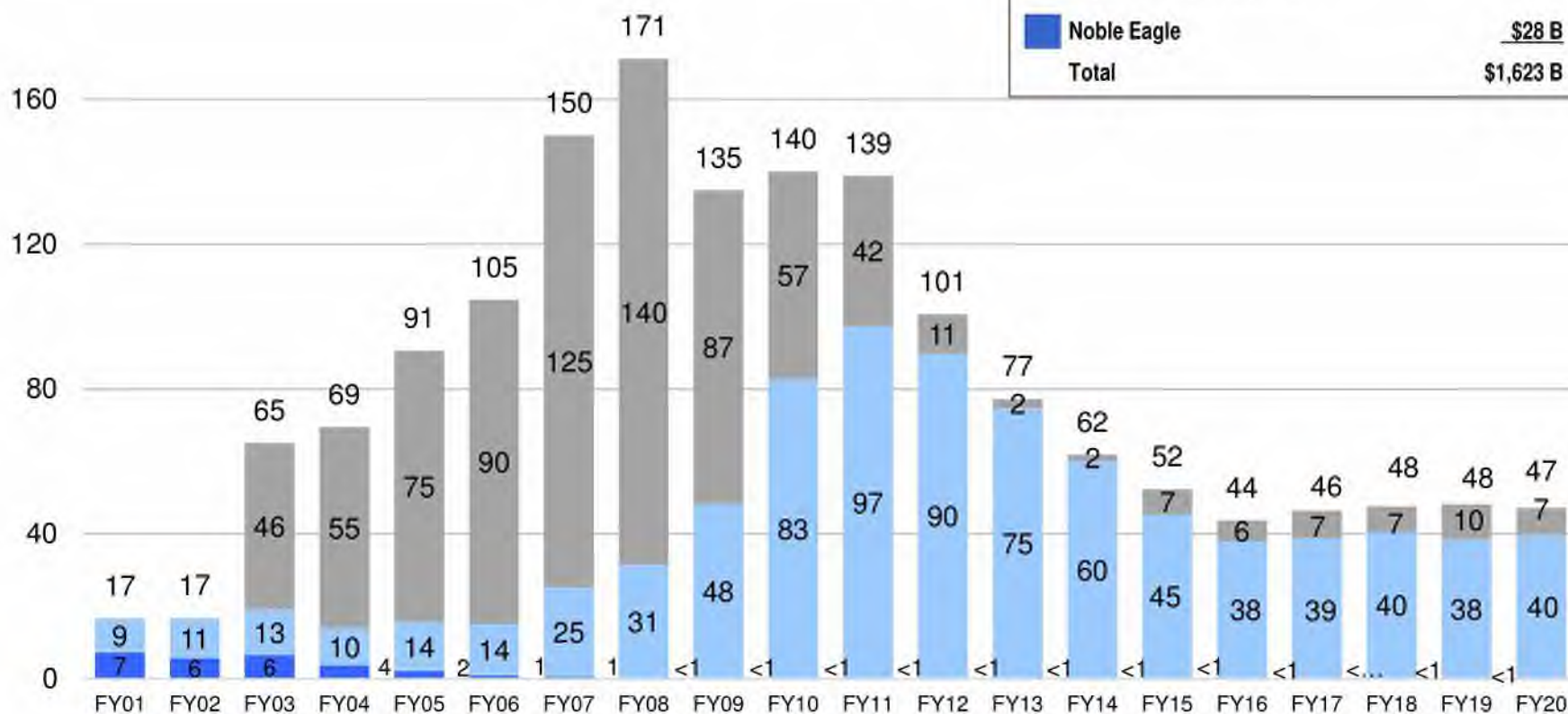
Department of Defense Cost of War

Total War-related Obligations by Year Appropriated

(Dollars in Billions)

War-related Obligations

Iraq (OIF/OND/Post-OND Iraq Activities)/(OIR)	\$775 B
Afghanistan (OEF)/(OFS)	\$820 B
Noble Eagle	\$28 B
Total	\$1,623 B



Note: Obligation data shown against year funds obligated. Does not include non-DoD classified programs.

Totals may not add due to rounding

Source: Defense Finance and Accounting Service, Cost of War Monthly Report

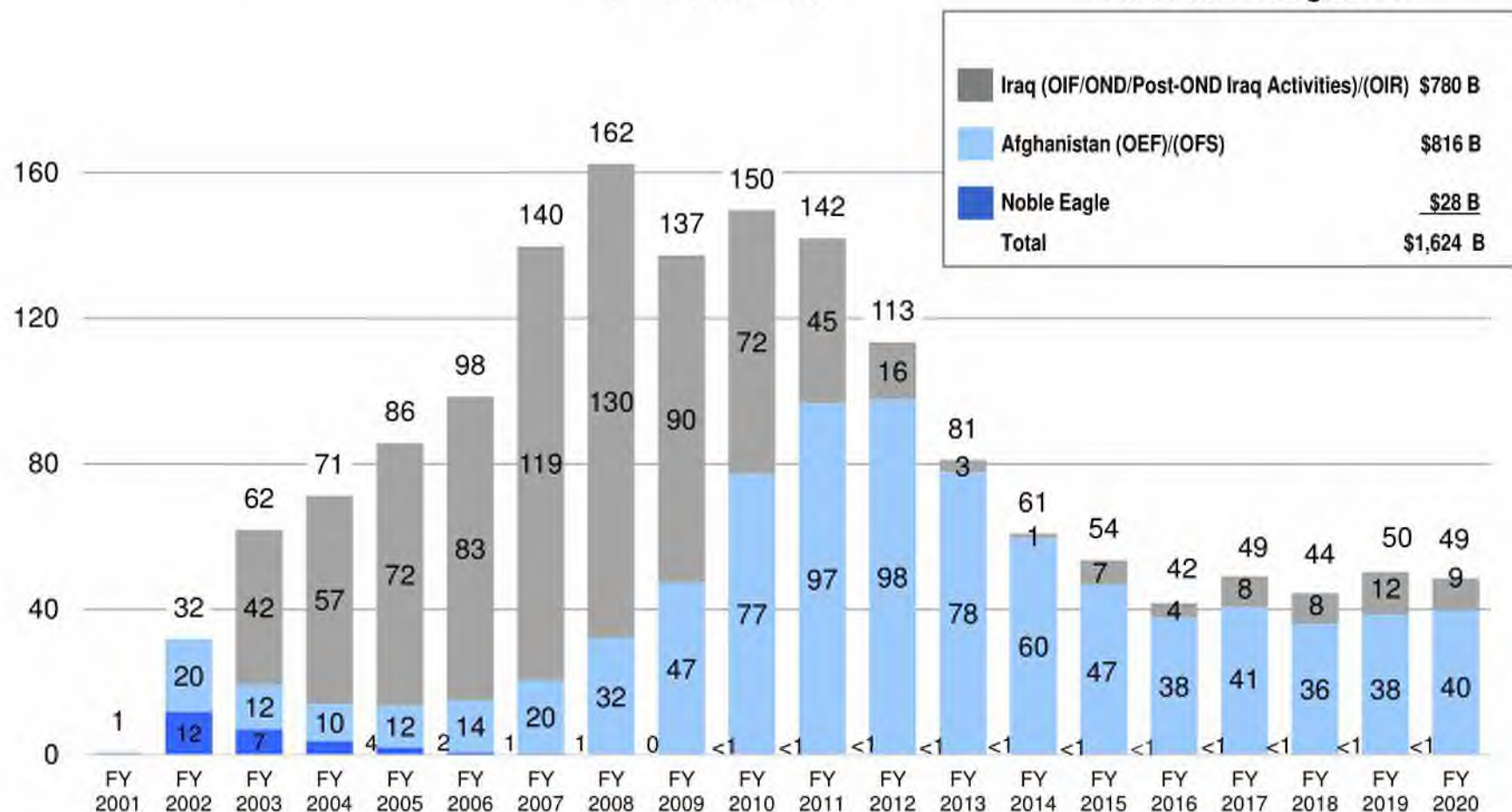
Data as of September 30, 2020

Department of Defense Cost of War

Total War-related Obligations by Year Incurred

(Dollars in Billions)

War-related Obligations



Note: Obligation data shown against year funds obligated. Does not include non-DoD classified programs.

Totals may not add due to rounding

Source: Defense Finance and Accounting Service, Cost of War Monthly Report

Data as of September 30, 2020

**Cost of War Report
September 30, 2020**

Table of Contents

<u>Title of Report</u>	<u>Page</u>
Summary Cost of War Obligations by Component, Appropriation and Operation	1
Military Personnel Subsidiary Report	
Fiscal Years 2007-2020 All Appropriations (Cost breakdown Structure)	8
Fiscal Year 2020 Appropriations Only (Cost Breakdown Structure)	12
Operation and Maintenance Subsidiary Report	
Fiscal Years 2007-2020 All Appropriations (Cost breakdown Structure)	16
Fiscal Year 2020 Appropriations Only (Cost Breakdown Structure)	28
FY 2020 Cost of War for FY 2020 Appropriations	37
FY 2020 Cost of War for FY 2019 Appropriations	41
FY 2020 Cost of War for FY 2018 Appropriations	46

Summary Cost of War Obligations by Component, Appropriation and Operation

COST OF WAR
Summary Obligations by Component, Appropriation and Operation
Fiscal Year 2007 - 2020
(Amounts in Thousands)
As of September 30, 2020

Appropriation	Operation New Dawn (OND) / Post-OND Iraq Activities		Operation Enduring Freedom		Operation Freedom's Sentinel		Operation Noble Eagle		Operation Inherent Resolve		Summary	
	Obligations September 2020	Obligations Year To Date	Obligations September 2020	Obligations Year To Date	Obligations September 2020	Obligations Year To Date	Obligations September 2020	Obligations Year To Date	Obligations September 2020	Obligations Year To Date	Obligations September 2020	Obligations Year To Date
DoD Total	-122,910	-49,609	-463,878	-326,092	3,577,039	40,002,058	13,287	142,290	1,300,430	8,941,370	4,303,968	48,710,017
Military Personnel	0	0	0	-6,205	311,042	4,310,458	7,336	84,274	40,167	403,575	358,545	4,792,102
Operation and Maintenance	-122,910	-49,507	-328,669	-266,748	2,629,824	31,141,695	5,371	57,436	655,483	4,925,848	2,839,099	35,808,724
Afghanistan Security Forces Fund	0	0	-68	-2,821	165,730	2,217,038	0	0	0	0	165,662	2,214,217
Afghanistan Infrastructure Fund	0	0	-6	-89	0	0	0	0	0	0	-6	-89
Iraq Train and Equip Fund	0	0	0	0	0	0	0	0	-4,086	-14,959	-4,086	-14,959
Counter-ISIL Train and Equip Fund	0	0	0	0	0	0	0	0	32,441	596,925	32,441	596,925
Procurement	0	-102	-55,629	-25,656	330,113	2,059,011	0	0	471,571	2,739,558	746,055	4,772,811
Joint Improvised Explosive Device Defeat Fund	0	0	-79,895	-37,336	-65,641	-4,288	0	0	0	0	-145,536	-41,624
Research, Development, Test and Evaluation	0	0	-887	-1,118	202,492	182,690	0	0	104,242	288,817	305,847	470,389
Revolving and Management Funds	0	0	1,276	13,881	3,417	23,841	580	580	0	0	5,273	38,302
Military Construction	0	0	0	0	62	71,613	0	0	612	1,606	674	73,219
Army Total	-2,987	70,821	-134,348	-57,455	1,690,539	19,288,254	7,889	95,471	489,731	4,473,253	2,050,824	23,870,344
Military Personnel	0	0	0	0	212,659	3,026,003	3,819	47,060	29,699	228,439	246,177	3,301,502
Operation and Maintenance	-2,987	70,821	0	0	1,163,152	13,256,643	4,070	48,411	264,467	1,979,912	1,428,702	15,355,787
Afghanistan Security Forces Fund	0	0	-68	-2,821	165,730	2,217,038	0	0	0	0	165,662	2,214,217
Afghanistan Infrastructure Fund	0	0	-6	-89	0	0	0	0	0	0	-6	-89
Iraq Train and Equip Fund	0	0	0	0	0	0	0	0	-4,086	-14,959	-4,086	-14,959
Counter-ISIL Train and Equip Fund	0	0	0	0	0	0	0	0	32,441	596,925	32,441	596,925
Procurement	0	0	-53,818	-16,463	41,294	717,609	0	0	154,623	1,478,066	142,099	2,179,212
Joint Improvised Explosive Device Defeat Fund	0	0	-79,895	-37,336	-65,641	-4,050	0	0	0	0	-145,536	-41,386
Research, Development, Test and Evaluation	0	0	-561	-746	173,283	3,427	0	0	12,587	204,870	185,309	207,551
Military Construction	0	0	0	0	62	71,584	0	0	0	0	62	71,584
Navy/Marine Corps Total	-119,591	-119,697	-326,789	-331,624	265,776	7,370,261	0	0	107,239	717,486	-73,365	7,636,426
Navy Total	0	-102	226,013	222,586	622,582	6,463,458	0	0	110,641	676,735	959,236	7,362,677
Military Personnel	0	0	0	0	32,001	389,046	0	0	494	5,850	32,495	394,896
Operation and Maintenance	0	0	227,282	227,282	573,417	5,905,462	0	0	82,053	538,409	882,752	6,671,153
Procurement	0	-102	-1,269	-4,696	17,143	150,918	0	0	26,362	97,048	42,236	243,168
Research, Development, Test and Evaluation	0	0	0	0	21	18,003	0	0	1,732	35,428	1,753	53,431
Military Construction	0	0	0	0	0	29	0	0	0	0	0	29
Marine Corps Total	-119,591	-119,595	-552,802	-554,210	-356,806	906,803	0	0	-3,402	40,751	-1,032,601	273,749
Military Personnel	0	0	0	0	2,319	59,394	0	0	3,281	33,656	5,600	93,050
Operation and Maintenance	-119,591	-119,595	-552,760	-552,760	-361,776	816,434	0	0	-6,683	7,095	-1,040,810	151,174
Procurement	0	0	-42	-1,450	2,651	30,975	0	0	0	0	2,609	29,525
Air Force Total	-332	-501	-3,069	-20,766	1,230,404	8,566,855	4,818	46,239	655,972	3,071,794	1,887,793	11,663,621
Military Personnel	0	0	0	-6,205	64,063	836,015	3,517	37,214	6,693	135,630	74,273	1,002,654
Operation and Maintenance	-332	-501	-2,444	-11,339	901,722	7,044,792	1,301	9,025	279,670	1,756,416	1,179,917	8,798,393
Procurement	0	0	-354	-2,905	262,417	661,529	0	0	284,062	1,151,153	546,125	1,809,777
Research, Development, Test and Evaluation	0	0	-271	-317	2,202	24,519	0	0	84,935	26,989	86,866	51,191
Military Construction	0	0	0	0	0	0	0	0	612	1,606	612	1,606
Defense Agencies Total	0	-232	328	83,753	390,320	4,776,688	580	580	47,488	678,837	438,716	5,539,626
Operation and Maintenance	0	-232	-747	70,069	353,309	4,118,364	0	0	35,976	644,016	388,538	4,832,217
Procurement	0	0	-146	-142	6,608	497,980	0	0	6,524	13,291	12,986	511,129
Joint Improvised Explosive Device Defeat Fund	0	0	0	0	0	-238	0	0	0	0	0	-238
Research, Development, Test and Evaluation	0	0	-55	-55	26,986	136,741	0	0	4,988	21,530	31,919	158,216
Revolving and Management Funds	0	0	1,276	13,881	3,417	23,841	580	580	0	0	5,273	38,302

COST OF WAR
Obligations by Component, Appropriation and Operation
Fiscal Year 2007 - 2020
(Amounts in Thousands)
As of September 30, 2020

Appropriation	Operation New Dawn (OND) / Post-OND Iraq Activities		Operation Enduring Freedom		Operation Freedom's Sentinel		Operation Noble Eagle		Operation Inherent Resolve		Summary	
	Obligations September 2020	Obligations Year to Date	Obligations September 2020	Obligations Year to Date	Obligations September 2020	Obligations Year to Date	Obligations September 2020	Obligations Year to Date	Obligations September 2020	Obligations Year to Date	Obligations September 2020	Obligations Year to Date
DoD Total	-122,910	-49,609	-463,878	-326,092	3,577,039	40,002,058	13,287	142,290	1,300,430	8,941,370	4,303,968	48,710,017
Army Total	-2,987	70,821	-134,348	-57,455	1,690,539	19,288,254	7,889	95,471	489,731	4,473,253	2,050,824	23,870,344
Army Active	-2,987	70,821	-134,348	-57,455	1,663,411	19,087,972	7,889	95,471	488,093	4,452,789	2,022,058	23,649,598
21 2015/2015 2010 Military Personnel, Army	0	0	0	0	-3	-3	0	0	0	0	-3	-3
21 2020/2020 2010 Military Personnel, Army	0	0	0	0	198,727	2,904,000	3,819	47,060	28,112	214,070	230,658	3,165,130
21 2015/2015 2020 Operation and Maintenance, Army	-2,987	70,821	0	0	-620,857	-828,787	-528	-1,707	-4,631	-60,971	-629,003	-820,644
21 2015/2016 2020 Operation and Maintenance, Army	0	0	0	0	-6,065	-6,065	0	0	0	0	-6,065	-6,065
21 2016/2016 2020 Operation and Maintenance, Army	0	0	0	0	127	-93,029	0	-54	-437	-3,477	-310	-96,560
21 2017/2017 2020 Operation and Maintenance, Army	0	0	0	0	-1,282	-11,453	0	-197	-1	-18,187	-1,283	-29,837
21 2018/2018 2020 Operation and Maintenance, Army	0	0	0	0	-644	-57,031	0	-1	-461	-18,057	-1,105	-75,089
21 2019/2019 2020 Operation and Maintenance, Army	0	0	0	0	-425	-66,547	0	-928	72	10,170	-353	-57,305
21 2020/2020 2020 Operation and Maintenance, Army	0	0	0	0	1,779,105	14,241,279	4,598	51,298	269,874	2,064,339	2,053,577	16,356,916
21 2013/2015 2031 Aircraft Procurement, Army	0	0	3,326	540	0	0	0	0	0	0	3,326	540
21 2014/2016 2031 Aircraft Procurement, Army	0	0	-33	-501	0	0	0	0	0	0	-33	-501
21 2015/2017 2031 Aircraft Procurement, Army	0	0	0	0	0	-193	0	0	0	0	0	-193
21 2016/2018 2031 Aircraft Procurement, Army	0	0	0	0	0	-60	0	0	0	0	0	-60
21 2017/2019 2031 Aircraft Procurement, Army	0	0	0	0	63	-1,313	0	0	0	0	63	-1,313
21 2018/2020 2031 Aircraft Procurement, Army	0	0	0	0	-23,023	-8,681	0	0	1,044	83,247	-21,979	74,566
21 2019/2021 2031 Aircraft Procurement, Army	0	0	0	0	0	0	0	0	186	78,232	186	78,232
21 2020/2022 2031 Aircraft Procurement, Army	0	0	0	0	50,906	145,286	0	0	132,251	324,307	183,157	469,593
21 2013/2015 2032 Missile Procurement, Army	0	0	-63	-68	0	0	0	0	0	0	-63	-68
21 2014/2016 2032 Missile Procurement, Army	0	0	-1	-213	0	0	0	0	0	0	-1	-213
21 2015/2017 2032 Missile Procurement, Army	0	0	0	0	0	0	0	0	0	-27	0	-27
21 2016/2018 2032 Missile Procurement, Army	0	0	0	0	0	0	0	0	0	-26	0	-26
21 2017/2019 2032 Missile Procurement, Army	0	0	0	0	0	-124	0	0	0	0	0	-124
21 2018/2020 2032 Missile Procurement, Army	0	0	0	0	753	48,004	0	0	8	12	761	48,016
21 2019/2021 2032 Missile Procurement, Army	0	0	0	0	-2	2,799	0	0	17	138,123	15	140,922
21 2020/2022 2032 Missile Procurement, Army	0	0	0	0	89	80,308	0	0	134	402,511	223	482,819
21 2016/2018 2033 Procurement of Weapons & Tracked Vehicles	0	0	0	0	-1	-563	0	0	0	0	-1	-563
21 2019/2021 2033 Procurement of Weapons & Tracked Vehicles	0	0	0	0	0	0	0	0	13	1,002	13	1,002
21 2020/2022 2033 Procurement of Weapons & Tracked Vehicles	0	0	0	0	0	0	0	0	0	21,685	0	21,685
21 2013/2015 2034 Procurement of Ammunition, Army	0	0	-86	-2,176	0	0	0	0	0	0	-86	-2,176
21 2014/2016 2034 Procurement of Ammunition, Army	0	0	-6	-162	0	0	0	0	0	0	-6	-162
21 2015/2017 2034 Procurement of Ammunition, Army	0	0	0	0	-2	-7	0	0	0	0	-2	-7
21 2016/2018 2034 Procurement of Ammunition, Army	0	0	0	0	-27	-234	0	0	0	0	-27	-234
21 2017/2019 2034 Procurement of Ammunition, Army	0	0	0	0	1,533	5,592	0	0	0	0	1,533	5,592
21 2018/2020 2034 Procurement of Ammunition, Army	0	0	0	0	0	5,698	0	0	0	0	0	5,698
21 2019/2021 2034 Procurement of Ammunition, Army	0	0	0	0	609	10,310	0	0	0	5,706	609	16,016
21 2020/2022 2034 Procurement of Ammunition, Army	0	0	0	0	0	34,294	0	0	0	61,586	0	95,880
21 2013/2015 2035 Other Procurement, Army	0	0	-21,139	12,648	0	0	0	0	0	0	-21,139	12,648
21 2014/2016 2035 Other Procurement, Army	0	0	-35,816	-26,531	0	0	0	0	0	0	-35,816	-26,531
21 2015/2017 2035 Other Procurement, Army	0	0	0	0	-485	-10,437	0	0	0	-9	-485	-10,446
21 2016/2018 2035 Other Procurement, Army	0	0	0	0	-4,166	-9,764	0	0	1	-207	-4,165	-9,971
21 2017/2019 2035 Other Procurement, Army	0	0	0	0	-50,601	29,967	0	0	-9,844	-2,725	-60,445	27,242
21 2018/2020 2035 Other Procurement, Army	0	0	0	0	7,402	26,907	0	0	3	104	7,405	27,011
21 2019/2021 2035 Other Procurement, Army	0	0	0	0	17,588	97,876	0	0	0	122,107	17,588	219,983
21 2020/2022 2035 Other Procurement, Army	0	0	0	0	40,658	261,944	0	0	30,810	242,438	71,468	504,382
21 2014/2015 2040 Research, Development, Test, and Eval, Army	0	0	-561	-746	0	0	0	0	0	0	-561	-746
21 2015/2016 2040 Research, Development, Test, and Eval, Army	0	0	0	0	-7	-213	0	0	0	0	-7	-213
21 2016/2017 2040 Research, Development, Test, and Eval, Army	0	0	0	0	0	0	0	0	0	-58	0	-58
21 2017/2018 2040 Research, Development, Test, and Eval, Army	0	0	0	0	0	-2,353	0	0	1	-11	1	-2,364
21 2018/2019 2040 Research, Development, Test, and Eval, Army	0	0	0	0	173,290	-235	0	0	0	0	173,290	-235
21 2019/2020 2040 Research, Development, Test, and Eval, Army	0	0	0	0	0	10	0	0	11,336	81,046	11,336	81,056
21 2020/2021 2040 Research, Development, Test, and Eval, Army	0	0	0	0	0	6,218	0	0	1,250	123,893	1,250	130,111
21 2017/2021 2050 Military Construction, Army	0	0	0	0	0	258	0	0	0	0	0	258
21 2018/2022 2050 Military Construction, Army	0	0	0	0	62	71,326	0	0	0	0	62	71,326
21 2014/2015 2091 Afghanistan Security Forces Fund, Army	0	0	-68	-2,821	-65,274	-116,779	0	0	0	0	-65,342	-119,600
21 2015/2016 2091 Afghanistan Security Forces Fund, Army	0	0	0	0	-3	-4,502	0	0	0	0	-3	-4,502
21 2016/2017 2091 Afghanistan Security Forces Fund, Army	0	0	0	0	-12,537	-23,049	0	0	0	0	-12,537	-23,049
21 2017/2018 2091 Afghanistan Security Forces Fund, Army	0	0	0	0	-2,124	-15,808	0	0	0	0	-2,124	-15,808
21 2018/2019 2091 Afghanistan Security Forces Fund, Army	0	0	0	0	-11,079	-107,930	0	0	0	0	-11,079	-107,930
21 2019/2020 2091 Afghanistan Security Forces Fund, Army	0	0	0	0	255,999	1,675,009	0	0	0	0	255,999	1,675,009
21 2020/2021 2091 Afghanistan Security Forces Fund, Army	0	0	0	0	748	810,097	0	0	0	0	748	810,097

COST OF WAR
Obligations by Component, Appropriation and Operation
Fiscal Year 2007 - 2020
(Amounts in Thousands)
As of September 30, 2020

Appropriation	Operation New Dawn (OND) / Post-OND Iraq Activities		Operation Enduring Freedom		Operation Freedom's Sentinel		Operation Noble Eagle		Operation Inherent Resolve		Summary	
	Obligations September 2020	Obligations Year to Date	Obligations September 2020	Obligations Year to Date	Obligations September 2020	Obligations Year to Date	Obligations September 2020	Obligations Year to Date	Obligations September 2020	Obligations Year to Date	Obligations September 2020	Obligations Year to Date
21 2013/2015 2093 Joint Improvised Explosive Device Defeat Fund	0	0	-73,790	-37,344	0	0	0	0	0	0	-73,790	-37,344
21 2014/2016 2093 Joint Improvised Explosive Device Defeat Fund	0	0	-6,105	8	0	0	0	0	0	0	-6,105	8
21 2015/2017 2093 Joint Improvised Explosive Device Defeat Fund	0	0	0	0	-19,731	-460	0	0	0	0	-19,731	-460
21 2016/2018 2093 Joint Improvised Explosive Device Defeat Fund	0	0	0	0	-39,613	-3,561	0	0	0	0	-39,613	-3,561
21 2017/2019 2093 Joint Improvised Explosive Device Defeat Fund	0	0	0	0	-6,297	-29	0	0	0	0	-6,297	-29
21 2014/2015 2096 Afghanistan Infrastructure Fund, Army	0	0	-6	-89	0	0	0	0	0	0	-6	-89
21 2015/2016 2097 Iraq Train and Equip Fund	0	0	0	0	0	0	0	0	-4,478	-15,135	-4,478	-15,135
21 2016/2017 2097 Iraq Train and Equip Fund	0	0	0	0	0	0	0	0	392	-610	392	-610
21 2017/2018 2097 Iraq Train and Equip Fund	0	0	0	0	0	0	0	0	0	786	0	786
21 2017/2018 2099 Counter-ISIL Train and Equip Fund	0	0	0	0	0	0	0	0	-2,174	-3,640	-2,174	-3,640
21 2018/2019 2099 Counter-ISIL Train and Equip Fund	0	0	0	0	0	0	0	0	-3,233	-15,310	-3,233	-15,310
21 2019/2020 2099 Counter-ISIL Train and Equip Fund	0	0	0	0	0	0	0	0	3,373	498,797	3,373	498,797
21 2020/2021 2099 Counter-ISIL Train and Equip Fund	0	0	0	0	0	0	0	0	34,475	117,078	34,475	117,078
Army Reserve	0	0	0	0	1,674	18,836	0	0	140	989	1,814	19,825
21 2015/2015 2070 Reserve Personnel, Army	0	0	0	0	-21	-110	0	0	0	0	-21	-110
21 2016/2016 2070 Reserve Personnel, Army	0	0	0	0	0	-8	0	0	0	0	0	-8
21 2017/2017 2070 Reserve Personnel, Army	0	0	0	0	0	-16	0	0	0	0	0	-16
21 2018/2018 2070 Reserve Personnel, Army	0	0	0	0	0	-529	0	0	0	0	0	-529
21 2019/2019 2070 Reserve Personnel, Army	0	0	0	0	0	-1,758	0	0	0	0	0	-1,758
21 2020/2020 2070 Reserve Personnel, Army	0	0	0	0	1,540	14,006	0	0	123	731	1,663	14,737
21 2015/2015 2080 Operation and Maintenance, Army Reserve	0	0	0	0	-1,139	-1,530	0	0	0	0	-1,139	-1,530
21 2016/2016 2080 Operation and Maintenance, Army Reserve	0	0	0	0	0	-28	0	0	0	0	0	-28
21 2017/2017 2080 Operation and Maintenance, Army Reserve	0	0	0	0	0	-80	0	0	0	0	0	-80
21 2018/2018 2080 Operation and Maintenance, Army Reserve	0	0	0	0	0	-145	0	0	0	0	0	-145
21 2019/2019 2080 Operation and Maintenance, Army Reserve	0	0	0	0	0	-274	0	0	0	0	0	-274
21 2020/2020 2080 Operation and Maintenance, Army Reserve	0	0	0	0	1,294	9,308	0	0	17	258	1,311	9,566
Army National Guard	0	0	0	0	25,454	181,446	0	0	1,498	19,475	26,952	200,921
21 2015/2015 2060 National Guard Personnel, Army	0	0	0	0	-19	-10,278	0	0	0	0	-19	-10,278
21 2016/2016 2060 National Guard Personnel, Army	0	0	0	0	0	-10	0	0	0	0	0	-10
21 2017/2017 2060 National Guard Personnel, Army	0	0	0	0	-2	-3,003	0	0	0	0	-2	-3,003
21 2018/2018 2060 National Guard Personnel, Army	0	0	0	0	0	-296	0	0	0	0	0	-296
21 2019/2019 2060 National Guard Personnel, Army	0	0	0	0	0	-1,661	0	0	0	0	0	-1,661
21 2020/2020 2060 National Guard Personnel, Army	0	0	0	0	12,437	125,669	0	0	1,464	13,638	13,901	139,307
21 2015/2015 2065 Operation and Maintenance, Army Natl Guard	0	0	0	0	-638	-944	0	0	0	0	-638	-944
21 2016/2016 2065 Operation and Maintenance, Army Natl Guard	0	0	0	0	0	-121	0	0	0	0	0	-121
21 2017/2017 2065 Operation and Maintenance, Army Natl Guard	0	0	0	0	0	-393	0	0	0	0	0	-393
21 2018/2018 2065 Operation and Maintenance, Army Natl Guard	0	0	0	0	0	-475	0	0	0	0	0	-475
21 2019/2019 2065 Operation and Maintenance, Army Natl Guard	0	0	0	0	0	-2,076	0	0	0	0	0	-2,076
21 2020/2020 2065 Operation and Maintenance, Army Natl Guard	0	0	0	0	13,676	75,034	0	0	34	5,837	13,710	80,871
Navy/Marine Corps Total	-119,591	-119,697	-326,789	-331,624	265,776	7,370,261	0	0	107,239	717,486	-73,365	7,636,426
Navy Total	0	-102	226,013	222,586	622,582	6,463,458	0	0	110,641	676,735	959,236	7,362,677
Navy Active	0	-102	226,013	222,586	620,221	6,431,779	0	0	110,131	676,225	956,365	7,330,488
17 2020/2020 1453 Military Personnel, Navy	0	0	0	0	31,715	379,688	0	0	494	5,850	32,209	385,538
17 2015/2015 1804 Operation and Maintenance, Navy	0	0	227,282	227,282	-328,352	-328,352	0	0	3,654	-3,654	-104,724	-104,724
17 2020/2020 1804 Operation and Maintenance, Navy	0	0	0	0	899,694	6,211,493	0	0	85,197	541,553	984,891	6,753,046
17 2013/2015 1506 Aircraft Procurement, Navy	0	0	-846	-2,366	0	0	0	0	0	0	-846	-2,366
17 2015/2017 1506 Aircraft Procurement, Navy	0	0	0	-1,564	0	0	0	0	0	-464	0	-2,028
17 2016/2018 1506 Aircraft Procurement, Navy	0	0	0	0	0	-215	0	0	0	0	0	-215
17 2017/2019 1506 Aircraft Procurement, Navy	0	0	0	0	0	-507	0	0	0	-12	0	-519
17 2018/2020 1506 Aircraft Procurement, Navy	0	0	0	0	2,428	12,942	0	0	1,485	2,349	3,913	15,291
17 2019/2021 1506 Aircraft Procurement, Navy	0	0	0	0	-90	17,272	0	0	8,679	15,640	8,589	32,912
17 2020/2022 1506 Aircraft Procurement, Navy	0	0	0	0	6,065	63,389	0	0	38	4,468	6,103	67,857
17 2015/2017 1507 Weapons Procurement, Navy	0	0	0	-26	0	0	0	0	0	-35	0	-61
17 2017/2019 1507 Weapons Procurement, Navy	0	0	0	0	0	-1	0	0	0	0	0	-1
17 2018/2020 1507 Weapons Procurement, Navy	0	0	0	0	27	38	0	0	264	1,970	291	2,008
17 2019/2021 1507 Weapons Procurement, Navy	0	0	0	0	0	399	0	0	0	2,558	0	2,957
17 2020/2022 1507 Weapons Procurement, Navy	0	0	0	0	0	0	0	0	265	15,193	265	15,193
17 2013/2015 1508 Procurement of Ammunition, Navy and USMC	0	0	-418	-588	0	0	0	0	0	0	-418	-588
17 2014/2016 1508 Procurement of Ammunition, Navy and USMC	0	0	0	3	0	0	0	0	0	0	0	3
17 2015/2017 1508 Procurement of Ammunition, Navy and USMC	0	0	0	-150	0	0	0	0	0	0	0	-150
17 2017/2019 1508 Procurement of Ammunition, Navy and USMC	0	0	0	0	0	-43	0	0	0	-57,984	0	-58,027
17 2018/2020 1508 Procurement of Ammunition, Navy and USMC	0	0	0	0	0	49	0	0	190	243	190	292

COST OF WAR
Obligations by Component, Appropriation and Operation
Fiscal Year 2007 - 2020
(Amounts in Thousands)
As of September 30, 2020

Appropriation	Operation New Dawn (OND) / Post-OND Iraq Activities		Operation Enduring Freedom		Operation Freedom's Sentinel		Operation Noble Eagle		Operation Inherent Resolve		Summary	
	Obligations September 2020	Obligations Year to Date	Obligations September 2020	Obligations Year to Date	Obligations September 2020	Obligations Year to Date	Obligations September 2020	Obligations Year to Date	Obligations September 2020	Obligations Year to Date	Obligations September 2020	Obligations Year to Date
17 2019/2021 1508 Procurement of Ammunition, Navy and USMC	0	0	0	0	0	0	0	0	2	-16,547	2	-16,547
17 2020/2022 1508 Procurement of Ammunition, Navy and USMC	0	0	0	0	47	19,460	0	0	131	92,539	178	111,999
17 2014/2016 1810 Other Procurement, Navy	0	-102	-5	-5	0	0	0	0	0	0	-5	-107
17 2017/2019 1810 Other Procurement, Navy	0	0	0	0	22	723	0	0	0	0	22	723
17 2018/2020 1810 Other Procurement, Navy	0	0	0	0	5,047	11,548	0	0	0	0	5,047	11,548
17 2019/2021 1810 Other Procurement, Navy	0	0	0	0	3,320	9,946	0	0	13,782	20,997	17,102	30,943
17 2020/2022 1810 Other Procurement, Navy	0	0	0	0	277	15,918	0	0	1,526	16,133	1,803	32,051
17 2017/2018 1319 Research, Development, Test, and Eval, Navy	0	0	0	0	0	0	0	0	0	-134	0	-134
17 2018/2019 1319 Research, Development, Test, and Eval, Navy	0	0	0	0	0	30	0	0	0	0	0	30
17 2019/2020 1319 Research, Development, Test, and Eval, Navy	0	0	0	0	21	21	0	0	0	2,055	21	2,076
17 2020/2021 1319 Research, Development, Test, and Eval, Navy	0	0	0	0	0	17,952	0	0	1,732	33,507	1,732	51,459
17 2018/2022 1205 Military Construction, Navy and Marine Corps	0	0	0	0	0	29	0	0	0	0	0	29
Navy Reserve	0	0	0	0	2,361	31,679	0	0	510	510	2,871	32,189
17 2020/2020 1405 Reserve Personnel, Navy	0	0	0	0	286	9,358	0	0	0	0	286	9,358
17 2020/2020 1806 Operation and Maintenance, Navy Reserve	0	0	0	0	2,075	22,321	0	0	510	510	2,585	22,831
Marine Corps Total	-119,591	-119,595	-552,802	-554,210	-356,806	906,803	0	0	-3,402	40,751	-1,032,601	273,749
Marine Corps Active	-119,591	-119,595	-552,802	-554,210	-346,839	906,402	0	0	-3,402	40,751	-1,022,634	273,348
17 2020/2020 1105 Military Personnel, Marine Corps	0	0	0	0	2,157	56,407	0	0	3,281	33,656	5,438	90,063
17 2015/2015 1106 Operation and Maintenance, Marine Corps	-119,575	-119,575	-552,760	-552,760	-366,220	-359,557	0	0	-6,952	-6,952	-1,045,507	-1,038,844
17 2016/2016 1106 Operation and Maintenance, Marine Corps	-16	-20	0	0	-1,052	-2,061	0	0	0	0	-1,068	-2,081
17 2017/2017 1106 Operation and Maintenance, Marine Corps	0	0	0	0	1,449	-621	0	0	0	-1,257	1,449	-1,878
17 2018/2018 1106 Operation and Maintenance, Marine Corps	0	0	0	0	-645	-1,656	0	0	0	-80	-645	-1,736
17 2019/2019 1106 Operation and Maintenance, Marine Corps	0	0	0	0	99	155,041	0	0	-1	1,770	98	156,811
17 2020/2020 1106 Operation and Maintenance, Marine Corps	0	0	0	0	14,722	1,027,874	0	0	270	13,614	14,992	1,041,488
17 2013/2015 1109 Procurement, Marine Corps	0	0	38	-1,347	0	0	0	0	0	0	38	-1,347
17 2014/2016 1109 Procurement, Marine Corps	0	0	-80	-103	0	0	0	0	0	0	-80	-103
17 2015/2017 1109 Procurement, Marine Corps	0	0	0	0	0	-14	0	0	0	0	0	-14
17 2018/2020 1109 Procurement, Marine Corps	0	0	0	0	36	-154	0	0	0	0	36	-154
17 2019/2021 1109 Procurement, Marine Corps	0	0	0	0	-1,051	11,077	0	0	0	0	-1,051	11,077
17 2020/2022 1109 Procurement, Marine Corps	0	0	0	0	3,666	20,066	0	0	0	0	3,666	20,066
Marine Corps Reserve	0	0	0	0	-9,967	401	0	0	0	0	-9,967	401
17 2020/2020 1108 Reserve Personnel, Marine Corps	0	0	0	0	162	2,987	0	0	0	0	162	2,987
17 2015/2015 1107 Operation and Maintenance, USMC Reserve	0	0	0	0	-10,101	-10,109	0	0	0	0	-10,101	-10,109
17 2019/2019 1107 Operation and Maintenance, USMC Reserve	0	0	0	0	-1	-104	0	0	0	0	-1	-104
17 2020/2020 1107 Operation and Maintenance, USMC Reserve	0	0	0	0	-27	7,627	0	0	0	0	-27	7,627
Air Force Total	-332	-501	-3,069	-20,766	1,230,404	8,566,855	4,818	46,239	655,972	3,071,794	1,887,793	11,663,621
Air Force Active	-332	-501	-3,069	-14,561	1,224,602	8,357,956	4,818	46,239	655,973	3,071,794	1,881,992	11,460,927
57 2020/2020 3500 Military Personnel, Air Force	0	0	0	0	63,738	826,924	3,517	37,214	6,693	135,630	73,948	999,768
57 2015/2015 3400 Operation and Maintenance, Air Force	-55	-126	-2,444	-11,339	-7,335	-32,341	0	13	-209	-1,815	-10,043	-45,608
57 2016/2016 3400 Operation and Maintenance, Air Force	-277	-375	0	0	-396	-39,883	0	9	-31	-551	-704	-40,800
57 2017/2017 3400 Operation and Maintenance, Air Force	0	0	0	0	-3,319	-8,952	0	-32	-949	61	-4,268	-8,923
57 2018/2018 3400 Operation and Maintenance, Air Force	0	0	0	0	-20,735	-53,455	0	-20	740	-1,282	-19,995	-54,757
57 2019/2019 3400 Operation and Maintenance, Air Force	0	0	0	0	-125	161,282	-9	191	-349	71,684	-483	233,157
57 2020/2020 3400 Operation and Maintenance, Air Force	0	0	0	0	928,155	6,818,333	1,310	8,864	280,469	1,688,319	1,209,934	8,515,516
57 2013/2015 3010 Aircraft Procurement, Air Force	0	0	-227	-460	0	0	0	0	0	0	-227	-460
57 2014/2016 3010 Aircraft Procurement, Air Force	0	0	0	-13	0	0	0	0	0	0	0	-13
57 2015/2017 3010 Aircraft Procurement, Air Force	0	0	0	-12	0	0	0	0	0	0	0	-12
57 2016/2018 3010 Aircraft Procurement, Air Force	0	0	0	0	1,060	735	0	0	0	0	1,060	735
57 2017/2019 3010 Aircraft Procurement, Air Force	0	0	0	0	43,084	41,323	0	0	-12	-651	43,072	40,672
57 2018/2020 3010 Aircraft Procurement, Air Force	0	0	0	0	471	18,247	0	0	-5,369	29,310	-4,898	47,557
57 2019/2021 3010 Aircraft Procurement, Air Force	0	0	0	0	-6,311	43,488	0	0	9,792	131,024	3,481	174,512
57 2020/2022 3010 Aircraft Procurement, Air Force	0	0	0	0	164,737	187,418	0	0	0	15,759	164,737	203,177
57 2013/2015 3020 Missile Procurement, Air Force	0	0	0	-333	0	0	0	0	0	0	0	-333
57 2015/2017 3020 Missile Procurement, Air Force	0	0	0	-17	0	0	0	0	0	0	0	-17
57 2016/2018 3020 Missile Procurement, Air Force	0	0	0	0	0	-8,848	0	0	0	49,996	0	41,148
57 2017/2019 3020 Missile Procurement, Air Force	0	0	0	0	0	0	0	0	0	78	0	78
57 2018/2020 3020 Missile Procurement, Air Force	0	0	0	0	43	55	0	0	42,374	47,058	42,417	47,113
57 2019/2021 3020 Missile Procurement, Air Force	0	0	0	0	0	9,662	0	0	138,779	158,253	138,779	167,915
57 2020/2022 3020 Missile Procurement, Air Force	0	0	0	0	0	105,555	0	0	0	78,717	0	184,272
57 2013/2015 3011 Procurement of Ammunition, Air Force	0	0	0	-115	0	0	0	0	0	0	0	-115
57 2014/2016 3011 Procurement of Ammunition, Air Force	0	0	0	-29	0	0	0	0	0	0	0	-29

COST OF WAR
Obligations by Component, Appropriation and Operation
Fiscal Year 2007 - 2020
(Amounts in Thousands)
As of September 30, 2020

	Operation New Dawn (OND) / Post-OND Iraq Activities		Operation Enduring Freedom		Operation Freedom's Sentinel		Operation Noble Eagle		Operation Inherent Resolve		Summary	
	Obligations September 2020	Obligations Year to Date	Obligations September 2020	Obligations Year to Date	Obligations September 2020	Obligations Year to Date	Obligations September 2020	Obligations Year to Date	Obligations September 2020	Obligations Year to Date	Obligations September 2020	Obligations Year to Date
Appropriation												
57 2015/2017 3011 Procurement of Ammunition, Air Force	0	0	0	-10	0	0	0	0	0	-46	0	-56
57 2017/2019 3011 Procurement of Ammunition, Air Force	0	0	0	0	0	-57	0	0	0	0	0	-57
57 2018/2020 3011 Procurement of Ammunition, Air Force	0	0	0	0	0	0	0	0	10	15,396	10	15,396
57 2019/2021 3011 Procurement of Ammunition, Air Force	0	0	0	0	-2,048	3,993	0	0	-18,874	78,541	-20,922	82,534
57 2020/2022 3011 Procurement of Ammunition, Air Force	0	0	0	0	35,279	195,579	0	0	76,376	427,363	111,655	622,942
57 2013/2015 3080 Other Procurement, Air Force	0	0	-127	-188	0	0	0	0	0	0	-127	-188
57 2014/2016 3080 Other Procurement, Air Force	0	0	0	-1,400	0	0	0	0	0	-2	0	-1,402
57 2015/2017 3080 Other Procurement, Air Force	0	0	0	-328	0	0	0	0	0	0	0	-328
57 2016/2018 3080 Other Procurement, Air Force	0	0	0	0	0	-577	0	0	0	0	0	-577
57 2017/2019 3080 Other Procurement, Air Force	0	0	0	0	687	922	0	0	0	120	687	1,042
57 2018/2020 3080 Other Procurement, Air Force	0	0	0	0	1,001	2,782	0	0	37,159	40,153	38,160	42,935
57 2019/2021 3080 Other Procurement, Air Force	0	0	0	0	15,168	29,593	0	0	3,287	47,135	18,455	76,728
57 2020/2022 3080 Other Procurement, Air Force	0	0	0	0	9,246	31,659	0	0	540	32,949	9,786	64,608
57 2014/2015 3600 Research, Development, Test, and Evaluation, Air Force	0	0	-271	-317	0	0	0	0	0	0	-271	-317
57 2017/2018 3600 Research, Development, Test, and Evaluation, Air Force	0	0	0	0	0	0	0	0	14,899	-43,259	14,899	-43,259
57 2018/2019 3600 Research, Development, Test, and Evaluation, Air Force	0	0	0	0	0	-166	0	0	30,000	2	30,000	-164
57 2019/2020 3600 Research, Development, Test, and Evaluation, Air Force	0	0	0	0	2,202	20,831	0	0	40,036	53,002	42,238	73,833
57 2020/2021 3600 Research, Development, Test, and Evaluation, Air Force	0	0	0	0	0	3,854	0	0	0	17,244	0	21,098
57 2017/2021 3300 Military Construction, Air Force	0	0	0	0	0	0	0	0	0	336	0	336
57 2018/2022 3300 Military Construction, Air Force	0	0	0	0	0	0	0	0	612	1,270	612	1,270
Air Force Reserve	0	0	0	-6,205	1,990	39,071	0	0	-1	0	1,989	32,866
57 2015/2015 3700 Reserve Personnel, Air Force	0	0	0	-6,205	0	0	0	0	0	0	0	-6,205
57 2016/2016 3700 Reserve Personnel, Air Force	0	0	0	0	0	-2,337	0	0	0	0	0	-2,337
57 2020/2020 3700 Reserve Personnel, Air Force	0	0	0	0	0	9,450	0	0	0	0	0	9,450
57 2016/2016 3740 Operation and Maintenance, Air Force Reserve	0	0	0	0	0	-11	0	0	0	0	0	-11
57 2017/2017 3740 Operation and Maintenance, Air Force Reserve	0	0	0	0	0	-6	0	0	0	0	0	-6
57 2018/2018 3740 Operation and Maintenance, Air Force Reserve	0	0	0	0	0	-25	0	0	0	0	0	-25
57 2019/2019 3740 Operation and Maintenance, Air Force Reserve	0	0	0	0	-3	2,242	0	0	0	0	-3	2,242
57 2020/2020 3740 Operation and Maintenance, Air Force Reserve	0	0	0	0	1,993	29,758	0	0	-1	0	1,992	29,758
Air Force National Guard	0	0	0	0	3,812	169,828	0	0	0	0	3,812	169,828
57 2020/2020 3850 National Guard Personnel, Air Force	0	0	0	0	325	1,978	0	0	0	0	325	1,978
57 2020/2020 3840 Operation and Maintenance, Air Natl Guard	0	0	0	0	3,487	167,850	0	0	0	0	3,487	167,850
Defense Agencies Total	0	-232	328	83,753	390,320	4,776,688	580	580	47,488	678,837	438,716	5,539,626
DCAA Total	0	-232	0	-25	28	-6,023	0	0	8	104	36	-6,176
97 2015/2015 0100 Operation and Maintenance, Defense-Wide	0	-232	0	-25	0	-274	0	0	0	0	0	-531
97 2016/2016 0100 Operation and Maintenance, Defense-Wide	0	0	0	0	0	-990	0	0	0	0	0	-990
97 2017/2017 0100 Operation and Maintenance, Defense-Wide	0	0	0	0	0	-5,000	0	0	0	-6	0	-5,006
97 2018/2018 0100 Operation and Maintenance, Defense-Wide	0	0	0	0	0	-44	0	0	0	0	0	-44
97 2019/2019 0100 Operation and Maintenance, Defense-Wide	0	0	0	0	0	1	0	0	0	0	0	1
97 2020/2020 0100 Operation and Maintenance, Defense-Wide	0	0	0	0	28	284	0	0	8	110	36	394
DCMA Total	0	0	9	9	1,137	12,932	0	0	352	4,076	1,498	17,017
97 2015/2015 0100 Operation and Maintenance, Defense-Wide	0	0	9	9	22	22	0	0	0	0	31	31
97 2020/2020 0100 Operation and Maintenance, Defense-Wide	0	0	0	0	1,115	12,910	0	0	352	4,076	1,467	16,986
DHP Total	0	0	-116	72,813	35,757	287,808	0	0	0	0	35,641	360,621
97 2015/2015 0130 Defense Health Program, O&M	0	0	-116	72,813	0	-59,541	0	0	0	0	-116	13,272
97 2016/2016 0130 Defense Health Program, O&M	0	0	0	0	-2	4,707	0	0	0	0	-2	4,707
97 2017/2017 0130 Defense Health Program, O&M	0	0	0	0	-54	1,785	0	0	0	0	-54	1,785
97 2018/2018 0130 Defense Health Program, O&M	0	0	0	0	-4	-2,355	0	0	0	0	-4	-2,355
97 2019/2019 0130 Defense Health Program, O&M	0	0	0	0	-22	-3,041	0	0	0	0	-22	-3,041
97 2020/2020 0130 Defense Health Program, O&M	0	0	0	0	35,839	346,253	0	0	0	0	35,839	346,253
DHRA Total	0	0	338	0	0	0	0	0	0	0	338	0
97 2015/2015 0100 Operation and Maintenance, Defense-Wide	0	0	338	0	0	0	0	0	0	0	338	0
DISA Total	0	0	0	-19	3,338	59,371	0	0	7,966	58,474	11,304	117,826
97 2015/2015 0100 Operation and Maintenance, Defense-Wide	0	0	0	-19	0	0	0	0	0	0	0	-19
97 2016/2016 0100 Operation and Maintenance, Defense-Wide	0	0	0	0	0	-152	0	0	0	0	0	-152
97 2017/2017 0100 Operation and Maintenance, Defense-Wide	0	0	0	0	0	0	0	0	0	65	0	65
97 2018/2018 0100 Operation and Maintenance, Defense-Wide	0	0	0	0	0	-623	0	0	-16	-443	-16	-1,066
97 2019/2019 0100 Operation and Maintenance, Defense-Wide	0	0	0	0	-112	-368	0	0	0	1,672	-112	1,304
97 2020/2020 0100 Operation and Maintenance, Defense-Wide	0	0	0	0	2,915	35,608	0	0	1,458	43,889	4,373	79,497
97 2017/2019 0300 Procurement, Defense-Wide	0	0	0	0	0	0	0	0	0	-40	0	-40

COST OF WAR
Obligations by Component, Appropriation and Operation
Fiscal Year 2007 - 2020
(Amounts in Thousands)
As of September 30, 2020

Appropriation	Operation New Dawn (OND) / Post-OND Iraq Activities		Operation Enduring Freedom		Operation Freedom's Sentinel		Operation Noble Eagle		Operation Inherent Resolve		Summary	
	Obligations September 2020	Obligations Year to Date	Obligations September 2020	Obligations Year to Date	Obligations September 2020	Obligations Year to Date	Obligations September 2020	Obligations Year to Date	Obligations September 2020	Obligations Year to Date	Obligations September 2020	Obligations Year to Date
97 2018/2020 0300 Procurement, Defense-Wide	0	0	0	0	364	18,409	0	0	4,200	5,892	4,564	24,301
97 2019/2021 0300 Procurement, Defense-Wide	0	0	0	0	171	556	0	0	2,324	3,240	2,495	3,796
97 2020/2022 0300 Procurement, Defense-Wide	0	0	0	0	0	5,941	0	0	0	4,199	0	10,140
DLA Total	0	0	1,276	13,881	3,417	23,841	580	580	0	0	5,273	38,302
97 2007/XXXX 4930 Defense Working Capital Funds, Defense	0	0	0	0	0	0	580	580	0	0	580	580
97 2012/XXXX 4930 Defense Working Capital Funds, Defense (Army)	0	0	0	91	0	0	0	0	0	0	0	91
97 2013/XXXX 4930 Defense Working Capital Funds, Defense (Army)	0	0	160	164	0	0	0	0	0	0	160	164
97 2014/XXXX 4930 Defense Working Capital Funds, Defense	0	0	1,116	13,631	0	0	0	0	0	0	1,116	13,631
97 2014/XXXX 4930 Defense Working Capital Funds, Defense (Army)	0	0	0	-5	0	0	0	0	0	0	0	-5
97 2015/XXXX 4930 Defense Working Capital Funds, Defense	0	0	0	0	3,400	31,641	0	0	0	0	3,400	31,641
97 2016/XXXX 4930 Defense Working Capital Funds, Defense	0	0	0	0	17	5,864	0	0	0	0	17	5,864
97 2018/XXXX 4930 Defense Working Capital Funds, Defense	0	0	0	0	0	-13,664	0	0	0	0	0	-13,664
DLSA Total	0	0	0	0	11,241	164,368	0	0	0	0	11,241	164,368
97 2018/2018 0100 Operation and Maintenance, Defense-Wide	0	0	0	0	0	-8,715	0	0	0	0	0	-8,715
97 2020/2020 0100 Operation and Maintenance, Defense-Wide	0	0	0	0	11,241	173,083	0	0	0	0	11,241	173,083
DMA Total	0	0	0	-130	0	-37	0	0	664	14,359	664	14,192
97 2015/2015 0100 Operation and Maintenance, Defense-Wide	0	0	0	-130	0	0	0	0	0	0	0	-130
97 2018/2018 0100 Operation and Maintenance, Defense-Wide	0	0	0	0	0	-37	0	0	0	4	0	-33
97 2019/2019 0100 Operation and Maintenance, Defense-Wide	0	0	0	0	0	0	0	0	0	-22	0	-22
97 2020/2020 0100 Operation and Maintenance, Defense-Wide	0	0	0	0	0	0	0	0	664	14,377	664	14,377
DODEA Total	0	0	0	0	-945	30,491	0	0	0	0	-945	30,491
97 2015/2015 0100 Operation and Maintenance, Defense-Wide	0	0	0	0	-943	-947	0	0	0	0	-943	-947
97 2016/2016 0100 Operation and Maintenance, Defense-Wide	0	0	0	0	-2	-68	0	0	0	0	-2	-68
97 2017/2017 0100 Operation and Maintenance, Defense-Wide	0	0	0	0	0	-114	0	0	0	0	0	-114
97 2020/2020 0100 Operation and Maintenance, Defense-Wide	0	0	0	0	0	31,620	0	0	0	0	0	31,620
DODIG Total	0	-1	0	-395	579	7,601	0	0	1,017	13,978	1,596	21,183
97 2015/2015 0107 Office of the Inspector General, Defense	0	-1	0	-395	0	0	0	0	0	-848	0	-1,244
97 2016/2016 0107 Office of the Inspector General, Defense	0	0	0	0	0	-2	0	0	0	0	0	-2
97 2017/2017 0107 Office of the Inspector General, Defense	0	0	0	0	0	-2	0	0	-3	-3	-3	-5
97 2018/2018 0107 Office of the Inspector General, Defense	0	0	0	0	0	12	0	0	-11	-11	-11	1
97 2019/2019 0107 Office of the Inspector General, Defense	0	0	0	0	0	-14	0	0	0	35	0	21
97 2020/2020 0107 Office of the Inspector General, Defense	0	0	0	0	579	7,607	0	0	1,031	14,805	1,610	22,412
DSCA Total	0	0	0	0	40,870	44,283	0	0	0	0	40,870	44,283
97 2018/2018 0100 Operation and Maintenance, Defense-Wide	0	0	0	0	0	-1,532	0	0	0	0	0	-1,532
97 2019/2019 0100 Operation and Maintenance, Defense-Wide	0	0	0	0	0	-18	0	0	0	0	0	-18
97 2020/2020 0100 Operation and Maintenance, Defense-Wide	0	0	0	0	40,870	45,833	0	0	0	0	40,870	45,833
DTRA Total	0	0	0	0	28,556	283,150	0	0	0	0	28,556	283,150
97 2017/2017 0100 Operation and Maintenance, Defense-Wide	0	0	0	0	0	-7	0	0	0	0	0	-7
97 2018/2018 0100 Operation and Maintenance, Defense-Wide	0	0	0	0	0	-17	0	0	0	0	0	-17
97 2019/2019 0100 Operation and Maintenance, Defense-Wide	0	0	0	0	0	17	0	0	0	0	0	17
97 2020/2020 0100 Operation and Maintenance, Defense-Wide	0	0	0	0	3,546	163,183	0	0	0	0	3,546	163,183
97 2018/2019 0400 Research, Development, Test, and Evaluation, Defense-Wide	0	0	0	0	-831	-1,752	0	0	0	0	-831	-1,752
97 2019/2020 0400 Research, Development, Test, and Evaluation, Defense-Wide	0	0	0	0	1,798	20,294	0	0	0	0	1,798	20,294
97 2020/2021 0400 Research, Development, Test, and Evaluation, Defense-Wide	0	0	0	0	24,043	101,670	0	0	0	0	24,043	101,670
97 2017/2019 2093 Joint Improvised Explosive Device Defeat Fund	0	0	0	0	0	-238	0	0	0	0	0	-238
JCS Total	0	0	0	0	0	5,178	0	0	451	3,767	451	8,945
97 2018/2018 0100 Operation and Maintenance, Defense-Wide	0	0	0	0	0	0	0	0	0	776	0	776
97 2019/2019 0100 Operation and Maintenance, Defense-Wide	0	0	0	0	0	570	0	0	-6	-40	-6	530
97 2020/2020 0100 Operation and Maintenance, Defense-Wide	0	0	0	0	0	4,608	0	0	457	3,031	457	7,639
OSD Total	0	0	0	0	132	-129	0	0	0	0	132	-129
97 2018/2018 0100 Operation and Maintenance, Defense-Wide	0	0	0	0	0	-12,673	0	0	0	0	0	-12,673
97 2020/2020 0100 Operation and Maintenance, Defense-Wide	0	0	0	0	132	12,544	0	0	0	0	0	12,544
Other Total	0	0	0	13	4,502	139,578	0	0	20,671	273,599	25,173	413,190
97 2015/2015 0100 Operation and Maintenance, Defense-Wide	0	0	0	0	79	-1,612	0	0	0	0	79	-1,612
97 2016/2016 0100 Operation and Maintenance, Defense-Wide	0	0	0	0	0	-11,629	0	0	0	18	0	-11,611
97 2017/2017 0100 Operation and Maintenance, Defense-Wide	0	0	0	0	0	0	0	0	4	2,092	4	2,092
97 2018/2018 0100 Operation and Maintenance, Defense-Wide	0	0	0	0	0	2	0	0	0	251	0	253
97 2019/2019 0100 Operation and Maintenance, Defense-Wide	0	0	0	0	0	0	0	0	-9	35,771	-9	35,771
97 2020/2020 0100 Operation and Maintenance, Defense-Wide	0	0	0	0	3,172	146,125	0	0	15,688	213,849	18,860	359,974

COST OF WAR
Obligations by Component, Appropriation and Operation
Fiscal Year 2007 - 2020
(Amounts in Thousands)
As of September 30, 2020

	Operation New Dawn (OND) / Post-OND Iraq Activities		Operation Enduring Freedom		Operation Freedom's Sentinel		Operation Noble Eagle		Operation Inherent Resolve		Summary	
	Obligations September 2020	Obligations Year to Date	Obligations September 2020	Obligations Year to Date	Obligations September 2020	Obligations Year to Date	Obligations September 2020	Obligations Year to Date	Obligations September 2020	Obligations Year to Date	Obligations September 2020	Obligations Year to Date
Appropriation												
97 2013/2015 0300 Procurement, Defense-Wide	0	0	0	11	0	0	0	0	0	0	0	11
97 2014/2016 0300 Procurement, Defense-Wide	0	0	0	-2	0	0	0	0	0	0	0	-2
97 2018/2020 0300 Procurement, Defense-Wide	0	0	0	0	0	202	0	0	0	0	0	202
97 2019/2021 0300 Procurement, Defense-Wide	0	0	0	0	1,173	4,636	0	0	0	0	1,173	4,636
97 2020/2022 0300 Procurement, Defense-Wide	0	0	0	4	78	1,184	0	0	0	0	78	1,188
97 2017/2018 0400 Research, Development, Test, and Evaluation, Defense-Wide	0	0	0	0	0	670	0	0	0	-1,317	0	-647
97 2018/2019 0400 Research, Development, Test, and Evaluation, Defense-Wide	0	0	0	0	0	0	0	0	0	-214	0	-214
97 2019/2020 0400 Research, Development, Test, and Evaluation, Defense-Wide	0	0	0	0	0	0	0	0	440	1,158	440	1,158
97 2020/2021 0400 Research, Development, Test, and Evaluation, Defense-Wide	0	0	0	0	0	0	0	0	4,548	21,991	4,548	21,991
SOCOM Total	0	1	-1,179	-2,394	260,033	3,719,859	0	0	16,359	310,480	275,213	4,027,946
97 2015/2015 0100 Operation and Maintenance, Defense-Wide	0	1	-978	-2,184	0	2,596	0	0	0	0	-978	413
97 2016/2016 0100 Operation and Maintenance, Defense-Wide	0	0	0	0	-6,572	-5,156	0	0	0	2	-6,572	-5,154
97 2017/2017 0100 Operation and Maintenance, Defense-Wide	0	0	0	0	-3,220	-8,183	0	0	-7	-30	-3,227	-8,213
97 2018/2018 0100 Operation and Maintenance, Defense-Wide	0	0	0	0	-3,579	-6,374	0	0	-27	-561	-3,606	-6,935
97 2019/2019 0100 Operation and Maintenance, Defense-Wide	0	0	0	0	-1,675	-4,844	0	0	0	-402	-1,675	-5,246
97 2020/2020 0100 Operation and Maintenance, Defense-Wide	0	0	0	0	268,281	3,258,909	0	0	16,393	311,559	284,674	3,570,468
97 2014/2016 0300 Procurement, Defense-Wide	0	0	0	-9	0	0	0	0	0	0	0	-9
97 2015/2017 0300 Procurement, Defense-Wide	0	0	-146	-146	0	0	0	0	0	0	-146	-146
97 2016/2018 0300 Procurement, Defense-Wide	0	0	0	0	30	-139	0	0	0	0	30	-139
97 2017/2019 0300 Procurement, Defense-Wide	0	0	0	0	0	-1,574	0	0	0	0	0	-1,574
97 2018/2020 0300 Procurement, Defense-Wide	0	0	0	0	4,856	56,171	0	0	0	0	4,856	56,171
97 2019/2021 0300 Procurement, Defense-Wide	0	0	0	0	0	109,982	0	0	0	0	0	109,982
97 2020/2022 0300 Procurement, Defense-Wide	0	0	0	0	-64	302,612	0	0	0	0	-64	302,612
97 2014/2015 0400 Research, Development, Test, and Evaluation, Defense-Wide	0	0	-46	-46	0	0	0	0	0	0	-46	-46
97 2015/2016 0400 Research, Development, Test, and Evaluation, Defense-Wide	0	0	-9	-9	0	0	0	0	0	-88	-9	-97
97 2019/2020 0400 Research, Development, Test, and Evaluation, Defense-Wide	0	0	0	0	572	5,120	0	0	0	0	572	5,120
97 2020/2021 0400 Research, Development, Test, and Evaluation, Defense-Wide	0	0	0	0	1,404	10,739	0	0	0	0	1,404	10,739
WHS Total	0	0	0	0	1,675	4,417	0	0	0	0	1,675	4,417
97 2020/2020 0100 Operation and Maintenance, Defense-Wide	0	0	0	0	1,675	4,417	0	0	0	0	1,675	4,417

Military Personnel Subsidiary Report (Cost Breakdown Structure)

COST OF WAR
Military Personnel (MILPERS) Summary Execution by Operation and Cost Breakdown Structure (CBS)
Fiscal Year 2007 - 2020
(Amounts in Thousands)
As of September 30, 2020

	Operation New Dawn (OND) / Post-OND Iraq Activities		Operation Enduring Freedom		Operation Freedom's Sentinel		Operation Noble Eagle		Operation Inherent Resolve		Summary	
	Obligations Year to Date	Disbursements Year to Date	Obligations Year to Date	Disbursements Year to Date	Obligations Year to Date	Disbursements Year to Date	Obligations Year to Date	Disbursements Year to Date	Obligations Year to Date	Disbursements Year to Date	Obligations Year to Date	Disbursements Year to Date
CBS Summary												
MILPERS CBS Summary Total	0	0	-6,205	0	4,310,458	4,321,039	84,274	84,274	403,575	401,590	4,792,102	4,806,903
1.0 Personnel Costs	0	0	-6,205	0	4,310,458	4,321,039	84,274	84,274	403,575	401,590	4,792,102	4,806,903
1.1.1 Reserve Components Called To Active Duty	0	0	0	0	3,428,004	3,428,004	83,158	83,158	305,094	305,094	3,816,256	3,816,256
1.1.2 Imminent Danger or Hostile Fire Pay	0	0	0	0	53,698	53,698	0	0	14,584	14,584	68,282	68,282
1.1.3 Family Separation Allowance	0	0	0	0	103,289	103,289	882	882	13,331	13,331	117,502	117,502
1.1.4 Hardship Duty Pay	0	0	0	0	83,687	83,687	1	1	10,740	10,740	94,428	94,428
1.1.5 Subsistence	0	0	0	0	410,879	410,879	233	233	40,231	40,231	451,343	451,343
1.1.6 Reserve Components Predeployment Training	0	0	-6,205	0	143,409	153,990	0	0	14,369	12,384	151,573	166,374
1.1.7 Other Military Personnel (Special Pay)	0	0	0	0	87,492	87,492	0	0	5,226	5,226	92,718	92,718
1.0 Personnel Sub-Total	0	0	-6,205	0	4,310,458	4,321,039	84,274	84,274	403,575	401,590	4,792,102	4,806,903

COST OF WAR
Military Personnel (MILPERS) Summary Execution by Operation, Component, and Cost Breakdown Structure (CBS)
Fiscal Year 2007 - 2020
(Amounts in Thousands)
As of September 30, 2020

Component	Operation New Dawn (OND) / Post-OND Iraq Activities		Operation Enduring Freedom		Operation Freedom's Sentinel		Operation Noble Eagle		Operation Inherent Resolve		Summary	
	Obligations Year To Date	Disbursements Year To Date	Obligations Year To Date	Disbursements Year To Date	Obligations Year To Date	Disbursements Year To Date	Obligations Year To Date	Disbursements Year To Date	Obligations Year To Date	Disbursements Year To Date	Obligations Year To Date	Disbursements Year To Date
Grand Total	0	0	-6,205	0	4,310,458	4,321,039	84,274	84,274	403,575	401,590	4,792,102	4,806,903
Army Total	0	0	0	0	3,026,003	3,038,846	47,060	47,060	228,439	226,454	3,301,502	3,312,360
1.1.1 Reserve Components Called To Active Duty	0	0	0	0	2,434,289	2,434,289	46,395	46,395	168,239	168,239	2,648,923	2,648,923
1.1.2 Imminent Danger or Hostile Fire Pay	0	0	0	0	28,438	28,438	0	0	9,531	9,531	37,969	37,969
1.1.3 Family Separation Allowance	0	0	0	0	56,912	56,912	664	664	7,945	7,945	65,521	65,521
1.1.4 Hardship Duty Pay	0	0	0	0	57,338	57,338	1	1	6,290	6,290	63,629	63,629
1.1.5 Subsistence	0	0	0	0	288,634	288,634	0	0	19,504	19,504	308,138	308,138
1.1.6 Reserve Components Predeployment Training	0	0	0	0	122,006	134,849	0	0	14,369	12,384	136,375	147,233
1.1.7 Other Military Personnel (Special Pay)	0	0	0	0	38,386	38,386	0	0	2,561	2,561	40,947	40,947
1.0 Personnel Sub-Total	0	0	0	0	3,026,003	3,038,846	47,060	47,060	228,439	226,454	3,301,502	3,312,360
Navy/Marine Corps Total	0	0	0	0	448,440	445,689	0	0	39,506	39,506	487,946	485,195
Navy Total	0	0	0	0	389,046	386,329	0	0	5,850	5,850	394,896	392,179
1.1.1 Reserve Components Called To Active Duty	0	0	0	0	290,830	290,830	0	0	5,029	5,029	295,859	295,859
1.1.2 Imminent Danger or Hostile Fire Pay	0	0	0	0	4,942	4,942	0	0	148	148	5,090	5,090
1.1.3 Family Separation Allowance	0	0	0	0	21,822	21,822	0	0	373	373	22,195	22,195
1.1.4 Hardship Duty Pay	0	0	0	0	4,907	4,907	0	0	84	84	4,991	4,991
1.1.5 Subsistence	0	0	0	0	20,846	20,846	0	0	0	0	20,846	20,846
1.1.6 Reserve Components Predeployment Training	0	0	0	0	9,358	6,641	0	0	0	0	9,358	6,641
1.1.7 Other Military Personnel (Special Pay)	0	0	0	0	36,341	36,341	0	0	216	216	36,557	36,557
1.0 Personnel Sub-Total	0	0	0	0	389,046	386,329	0	0	5,850	5,850	394,896	392,179
Marine Corps Total	0	0	0	0	59,394	59,360	0	0	33,656	33,656	93,050	93,016
1.1.1 Reserve Components Called To Active Duty	0	0	0	0	44,335	44,335	0	0	31,446	31,446	75,781	75,781
1.1.2 Imminent Danger or Hostile Fire Pay	0	0	0	0	3,175	3,175	0	0	853	853	4,028	4,028
1.1.3 Family Separation Allowance	0	0	0	0	5,357	5,357	0	0	712	712	6,069	6,069
1.1.4 Hardship Duty Pay	0	0	0	0	3,573	3,573	0	0	645	645	4,218	4,218
1.1.6 Reserve Components Predeployment Training	0	0	0	0	2,954	2,920	0	0	0	0	2,954	2,920
1.0 Personnel Sub-Total	0	0	0	0	59,394	59,360	0	0	33,656	33,656	93,050	93,016
Air Force Total	0	0	-6,205	0	836,015	836,504	37,214	37,214	135,630	135,630	1,002,654	1,009,348
1.1.1 Reserve Components Called To Active Duty	0	0	0	0	658,550	658,550	36,763	36,763	100,380	100,380	795,693	795,693
1.1.2 Imminent Danger or Hostile Fire Pay	0	0	0	0	17,143	17,143	0	0	4,052	4,052	21,195	21,195
1.1.3 Family Separation Allowance	0	0	0	0	19,198	19,198	218	218	4,301	4,301	23,717	23,717
1.1.4 Hardship Duty Pay	0	0	0	0	17,869	17,869	0	0	3,721	3,721	21,590	21,590
1.1.5 Subsistence	0	0	0	0	101,399	101,399	233	233	20,727	20,727	122,359	122,359
1.1.6 Reserve Components Predeployment Training	0	0	-6,205	0	9,091	9,580	0	0	0	0	2,886	9,580
1.1.7 Other Military Personnel (Special Pay)	0	0	0	0	12,765	12,765	0	0	2,449	2,449	15,214	15,214
1.0 Personnel Sub-Total	0	0	-6,205	0	836,015	836,504	37,214	37,214	135,630	135,630	1,002,654	1,009,348

COST OF WAR
Military Personnel (MILPERS) Summary Execution by Operation, Component, Appropriation and Cost Breakdown Structure (CBS)
Fiscal Year 2007 - 2020
(Amounts in Thousands)
As of September 30, 2020

Component and Appropriation	Operation New Dawn (OND) / Post-OND Iraq Activities		Operation Enduring Freedom		Operation Freedom's Sentinel		Operation Noble Eagle		Operation Inherent Resolve		Summary	
	Obligations Year to Date	Disbursements Year to Date	Obligations Year to Date	Disbursements Year to Date	Obligations Year to Date	Disbursements Year to Date	Obligations Year to Date	Disbursements Year to Date	Obligations Year to Date	Disbursements Year to Date	Obligations Year to Date	Disbursements Year to Date
Grand Total	0	0	-6,205	0	4,310,458	4,321,039	84,274	84,274	403,575	401,590	4,792,102	4,806,903
Army Total	0	0	0	0	3,026,003	3,038,846	47,060	47,060	228,439	226,454	3,301,502	3,312,360
Army Active Total	0	0	0	0	2,903,997	2,903,997	47,060	47,060	214,070	214,070	3,165,127	3,165,127
Military Personnel, Army												
1.1.1 Reserve Components Called To Active Duty	0	0	0	0	2,434,289	2,434,289	46,395	46,395	168,239	168,239	2,648,923	2,648,923
1.1.2 Imminent Danger or Hostile Fire Pay	0	0	0	0	28,438	28,438	0	0	9,531	9,531	37,969	37,969
1.1.3 Family Separation Allowance	0	0	0	0	56,912	56,912	664	664	7,945	7,945	65,521	65,521
1.1.4 Hardship Duty Pay	0	0	0	0	57,338	57,338	1	1	6,290	6,290	63,629	63,629
1.1.5 Subsistence	0	0	0	0	288,634	288,634	0	0	19,504	19,504	308,138	308,138
1.1.7 Other Military Personnel (Special Pay)	0	0	0	0	38,386	38,386	0	0	2,561	2,561	40,947	40,947
1.0 Personnel Sub-Total	0	0	0	0	2,903,997	2,903,997	47,060	47,060	214,070	214,070	3,165,127	3,165,127
Army Reserve Total	0	0	0	0	11,585	13,118	0	0	731	579	12,316	13,697
Reserve Personnel, Army												
1.1.6 Reserve Components Predeployment Training	0	0	0	0	11,585	13,118	0	0	731	579	12,316	13,697
1.0 Personnel Sub-Total	0	0	0	0	11,585	13,118	0	0	731	579	12,316	13,697
Army National Guard Total	0	0	0	0	110,421	121,731	0	0	13,638	11,805	124,059	133,536
National Guard Personnel, Army												
1.1.6 Reserve Components Predeployment Training	0	0	0	0	110,421	121,731	0	0	13,638	11,805	124,059	133,536
1.0 Personnel Sub-Total	0	0	0	0	110,421	121,731	0	0	13,638	11,805	124,059	133,536
Navy/Marine Corps Total	0	0	0	0	448,440	445,689	0	0	39,506	39,506	487,946	485,195
Navy Total	0	0	0	0	389,046	386,329	0	0	5,850	5,850	394,896	392,179
Navy Active Total	0	0	0	0	379,688	379,688	0	0	5,850	5,850	385,538	385,538
Military Personnel, Navy												
1.1.1 Reserve Components Called To Active Duty	0	0	0	0	290,830	290,830	0	0	5,029	5,029	295,859	295,859
1.1.2 Imminent Danger or Hostile Fire Pay	0	0	0	0	4,942	4,942	0	0	148	148	5,090	5,090
1.1.3 Family Separation Allowance	0	0	0	0	21,822	21,822	0	0	373	373	22,195	22,195
1.1.4 Hardship Duty Pay	0	0	0	0	4,907	4,907	0	0	84	84	4,991	4,991
1.1.5 Subsistence	0	0	0	0	20,846	20,846	0	0	0	0	20,846	20,846
1.1.7 Other Military Personnel (Special Pay)	0	0	0	0	36,341	36,341	0	0	216	216	36,557	36,557
1.0 Personnel Sub-Total	0	0	0	0	379,688	379,688	0	0	5,850	5,850	385,538	385,538
Navy Reserve Total	0	0	0	0	9,358	6,641	0	0	0	0	9,358	6,641
Reserve Personnel, Navy												
1.1.6 Reserve Components Predeployment Training	0	0	0	0	9,358	6,641	0	0	0	0	9,358	6,641
1.0 Personnel Sub-Total	0	0	0	0	9,358	6,641	0	0	0	0	9,358	6,641
Marine Corps Total	0	0	0	0	59,394	59,360	0	0	33,656	33,656	93,050	93,016
Marine Corps Active Total	0	0	0	0	56,407	56,407	0	0	33,656	33,656	90,063	90,063
Military Personnel, Marine Corps												
1.1.1 Reserve Components Called To Active Duty	0	0	0	0	44,335	44,335	0	0	31,446	31,446	75,781	75,781
1.1.2 Imminent Danger or Hostile Fire Pay	0	0	0	0	3,172	3,172	0	0	853	853	4,025	4,025
1.1.3 Family Separation Allowance	0	0	0	0	5,334	5,334	0	0	712	712	6,046	6,046
1.1.4 Hardship Duty Pay	0	0	0	0	3,566	3,566	0	0	645	645	4,211	4,211
1.0 Personnel Sub-Total	0	0	0	0	56,407	56,407	0	0	33,656	33,656	90,063	90,063
Marine Corps Reserve Total	0	0	0	0	2,987	2,953	0	0	0	0	2,987	2,953
Reserve Personnel, Marine Corps												
1.1.2 Imminent Danger or Hostile Fire Pay	0	0	0	0	3	3	0	0	0	0	3	3
1.1.3 Family Separation Allowance	0	0	0	0	23	23	0	0	0	0	23	23
1.1.4 Hardship Duty Pay	0	0	0	0	7	7	0	0	0	0	7	7
1.1.6 Reserve Components Predeployment Training	0	0	0	0	2,954	2,920	0	0	0	0	2,954	2,920

COST OF WAR
Military Personnel (MILPERS) Summary Execution by Operation, Component, Appropriation and Cost Breakdown Structure (CBS)
Fiscal Year 2007 - 2020
(Amounts in Thousands)
As of September 30, 2020

Component and Appropriation	Operation New Dawn (OND) / Post-OND Iraq Activities		Operation Enduring Freedom		Operation Freedom's Sentinel		Operation Noble Eagle		Operation Inherent Resolve		Summary	
	Obligations Year to Date	Disbursements Year to Date	Obligations Year to Date	Disbursements Year to Date	Obligations Year to Date	Disbursements Year to Date	Obligations Year to Date	Disbursements Year to Date	Obligations Year to Date	Disbursements Year to Date	Obligations Year to Date	Disbursements Year to Date
1.0 Personnel Sub-Total	0	0	0	0	2,987	2,953	0	0	0	0	2,987	2,953
Air Force Total	0	0	-6,205	0	836,015	836,504	37,214	37,214	135,630	135,630	1,002,654	1,009,348
Air Force Active Total	0	0	0	0	826,924	826,924	37,214	37,214	135,630	135,630	999,768	999,768
Military Personnel, Air Force												
1.1.1 Reserve Components Called To Active Duty	0	0	0	0	658,550	658,550	36,763	36,763	100,380	100,380	795,693	795,693
1.1.2 Imminent Danger or Hostile Fire Pay	0	0	0	0	17,143	17,143	0	0	4,052	4,052	21,195	21,195
1.1.3 Family Separation Allowance	0	0	0	0	19,198	19,198	218	218	4,301	4,301	23,717	23,717
1.1.4 Hardship Duty Pay	0	0	0	0	17,869	17,869	0	0	3,721	3,721	21,590	21,590
1.1.5 Subsistence	0	0	0	0	101,399	101,399	233	233	20,727	20,727	122,359	122,359
1.1.7 Other Military Personnel (Special Pay)	0	0	0	0	12,765	12,765	0	0	2,449	2,449	15,214	15,214
1.0 Personnel Sub-Total	0	0	0	0	826,924	826,924	37,214	37,214	135,630	135,630	999,768	999,768
Air Force Reserve Total	0	0	-6,205	0	7,113	8,298	0	0	0	0	908	8,298
Reserve Personnel, Air Force												
1.1.6 Reserve Components Predeployment Training	0	0	-6,205	0	7,113	8,298	0	0	0	0	908	8,298
1.0 Personnel Sub-Total	0	0	-6,205	0	7,113	8,298	0	0	0	0	908	8,298
Air Force National Guard Total	0	0	0	0	1,978	1,282	0	0	0	0	1,978	1,282
National Guard Personnel, Air Force												
1.1.6 Reserve Components Predeployment Training	0	0	0	0	1,978	1,282	0	0	0	0	1,978	1,282
1.0 Personnel Sub-Total	0	0	0	0	1,978	1,282	0	0	0	0	1,978	1,282

COST OF WAR
Military Personnel (MILPERS) Summary Execution by Operation and Cost Breakdown Structure (CBS)
Beginning Fiscal Year - 2020
(Amounts in Thousands)
As of September 30, 2020

	Operation Enduring Freedom		Operation Freedom's Sentinel		Operation Noble Eagle		Operation Inherent Resolve		Summary	
	Obligations Year to Date	Disbursements Year to Date	Obligations Year to Date	Disbursements Year to Date	Obligations Year to Date	Disbursements Year to Date	Obligations Year to Date	Disbursements Year to Date	Obligations Year to Date	Disbursements Year to Date
CBS Summary										
MILPERS CBS Summary Total	0	0	4,330,467	4,315,182	84,274	84,274	403,575	401,590	4,818,316	4,801,046
1.0 Personnel Costs	0	0	4,330,467	4,315,182	84,274	84,274	403,575	401,590	4,818,316	4,801,046
1.1.1 Reserve Components Called To Active Duty	0	0	3,428,168	3,428,168	83,158	83,158	305,094	305,094	3,816,420	3,816,420
1.1.2 Imminent Danger or Hostile Fire Pay	0	0	53,698	53,698	0	0	14,584	14,584	68,282	68,282
1.1.3 Family Separation Allowance	0	0	103,290	103,290	882	882	13,331	13,331	117,503	117,503
1.1.4 Hardship Duty Pay	0	0	83,687	83,687	1	1	10,740	10,740	94,428	94,428
1.1.5 Subsistence	0	0	410,879	410,879	233	233	40,231	40,231	451,343	451,343
1.1.6 Reserve Components Predeployment Training	0	0	163,415	148,130	0	0	14,369	12,384	177,784	160,514
1.1.7 Other Military Personnel (Special Pay)	0	0	87,330	87,330	0	0	5,226	5,226	92,556	92,556
1.0 Personnel Sub-Total	0	0	4,330,467	4,315,182	84,274	84,274	403,575	401,590	4,818,316	4,801,046

COST OF WAR
Military Personnel (MILPERS) Summary Execution by Operation, Component, and Cost Breakdown Structure (CBS)
Beginning Fiscal Year - 2020
(Amounts in Thousands)
As of September 30, 2020

Component	Operation Enduring Freedom		Operation Freedom's Sentinel		Operation Noble Eagle		Operation Inherent Resolve		Summary	
	Obligations Year To Date	Disbursements Year To Date	Obligations Year To Date	Disbursements Year To Date	Obligations Year To Date	Disbursements Year To Date	Obligations Year To Date	Disbursements Year To Date	Obligations Year To Date	Disbursements Year To Date
Grand Total	0	0	4,330,467	4,315,182	84,274	84,274	403,575	401,590	4,818,316	4,801,046
Army Total	0	0	3,043,675	3,032,989	47,060	47,060	228,439	226,454	3,319,174	3,306,503
1.1.1 Reserve Components Called To Active Duty	0	0	2,434,453	2,434,453	46,395	46,395	168,239	168,239	2,649,087	2,649,087
1.1.2 Imminent Danger or Hostile Fire Pay	0	0	28,438	28,438	0	0	9,531	9,531	37,969	37,969
1.1.3 Family Separation Allowance	0	0	56,913	56,913	664	664	7,945	7,945	65,522	65,522
1.1.4 Hardship Duty Pay	0	0	57,338	57,338	1	1	6,290	6,290	63,629	63,629
1.1.5 Subsistence	0	0	288,634	288,634	0	0	19,504	19,504	308,138	308,138
1.1.6 Reserve Components Predeployment Training	0	0	139,675	128,989	0	0	14,369	12,384	154,044	141,373
1.1.7 Other Military Personnel (Special Pay)	0	0	38,224	38,224	0	0	2,561	2,561	40,785	40,785
1.0 Personnel Sub-Total	0	0	3,043,675	3,032,989	47,060	47,060	228,439	226,454	3,319,174	3,306,503
Navy/Marine Corps Total	0	0	448,440	445,689	0	0	39,506	39,506	487,946	485,195
Navy Total	0	0	389,046	386,329	0	0	5,850	5,850	394,896	392,179
1.1.1 Reserve Components Called To Active Duty	0	0	290,830	290,830	0	0	5,029	5,029	295,859	295,859
1.1.2 Imminent Danger or Hostile Fire Pay	0	0	4,942	4,942	0	0	148	148	5,090	5,090
1.1.3 Family Separation Allowance	0	0	21,822	21,822	0	0	373	373	22,195	22,195
1.1.4 Hardship Duty Pay	0	0	4,907	4,907	0	0	84	84	4,991	4,991
1.1.5 Subsistence	0	0	20,846	20,846	0	0	0	0	20,846	20,846
1.1.6 Reserve Components Predeployment Training	0	0	9,358	6,641	0	0	0	0	9,358	6,641
1.1.7 Other Military Personnel (Special Pay)	0	0	36,341	36,341	0	0	216	216	36,557	36,557
1.0 Personnel Sub-Total	0	0	389,046	386,329	0	0	5,850	5,850	394,896	392,179
Marine Corps Total	0	0	59,394	59,360	0	0	33,656	33,656	93,050	93,016
1.1.1 Reserve Components Called To Active Duty	0	0	44,335	44,335	0	0	31,446	31,446	75,781	75,781
1.1.2 Imminent Danger or Hostile Fire Pay	0	0	3,175	3,175	0	0	853	853	4,028	4,028
1.1.3 Family Separation Allowance	0	0	5,357	5,357	0	0	712	712	6,069	6,069
1.1.4 Hardship Duty Pay	0	0	3,573	3,573	0	0	645	645	4,218	4,218
1.1.6 Reserve Components Predeployment Training	0	0	2,954	2,920	0	0	0	0	2,954	2,920
1.0 Personnel Sub-Total	0	0	59,394	59,360	0	0	33,656	33,656	93,050	93,016
Air Force Total	0	0	838,352	836,504	37,214	37,214	135,630	135,630	1,011,196	1,009,348
1.1.1 Reserve Components Called To Active Duty	0	0	658,550	658,550	36,763	36,763	100,380	100,380	795,693	795,693
1.1.2 Imminent Danger or Hostile Fire Pay	0	0	17,143	17,143	0	0	4,052	4,052	21,195	21,195
1.1.3 Family Separation Allowance	0	0	19,198	19,198	218	218	4,301	4,301	23,717	23,717
1.1.4 Hardship Duty Pay	0	0	17,869	17,869	0	0	3,721	3,721	21,590	21,590
1.1.5 Subsistence	0	0	101,399	101,399	233	233	20,727	20,727	122,359	122,359
1.1.6 Reserve Components Predeployment Training	0	0	11,428	9,580	0	0	0	0	11,428	9,580
1.1.7 Other Military Personnel (Special Pay)	0	0	12,765	12,765	0	0	2,449	2,449	15,214	15,214
1.0 Personnel Sub-Total	0	0	838,352	836,504	37,214	37,214	135,630	135,630	1,011,196	1,009,348

COST OF WAR
Military Personnel (MILPERS) Summary Execution by Operation, Component, Appropriation and Cost Breakdown Structure (CBS)
Beginning Fiscal Year - 2020
(Amounts in Thousands)
As of September 30, 2020

Component and Appropriation	Operation Enduring Freedom		Operation Freedom's Sentinel		Operation Noble Eagle		Operation Inherent Resolve		Summary	
	Obligations Year to Date	Disbursements Year to Date	Obligations Year to Date	Disbursements Year to Date	Obligations Year to Date	Disbursements Year to Date	Obligations Year to Date	Disbursements Year to Date	Obligations Year to Date	Disbursements Year to Date
Grand Total	0	0	4,330,467	4,315,182	84,274	84,274	403,575	401,590	4,818,316	4,801,046
Army Total	0	0	3,043,675	3,032,989	47,060	47,060	228,439	226,454	3,319,174	3,306,503
Army Active Total	0	0	2,904,000	2,904,000	47,060	47,060	214,070	214,070	3,165,130	3,165,130
Military Personnel, Army										
1.1.1 Reserve Components Called To Active Duty	0	0	2,434,453	2,434,453	46,395	46,395	168,239	168,239	2,649,087	2,649,087
1.1.2 Imminent Danger or Hostile Fire Pay	0	0	28,438	28,438	0	0	9,531	9,531	37,969	37,969
1.1.3 Family Separation Allowance	0	0	56,913	56,913	664	664	7,945	7,945	65,522	65,522
1.1.4 Hardship Duty Pay	0	0	57,338	57,338	1	1	6,290	6,290	63,629	63,629
1.1.5 Subsistence	0	0	288,634	288,634	0	0	19,504	19,504	308,138	308,138
1.1.7 Other Military Personnel (Special Pay)	0	0	38,224	38,224	0	0	2,561	2,561	40,785	40,785
1.0 Personnel Sub-Total	0	0	2,904,000	2,904,000	47,060	47,060	214,070	214,070	3,165,130	3,165,130
Army Reserve Total	0	0	14,006	12,515	0	0	731	579	14,737	13,094
Reserve Personnel, Army										
1.1.6 Reserve Components Predeployment Training	0	0	14,006	12,515	0	0	731	579	14,737	13,094
1.0 Personnel Sub-Total	0	0	14,006	12,515	0	0	731	579	14,737	13,094
Army National Guard Total	0	0	125,669	116,474	0	0	13,638	11,805	139,307	128,279
National Guard Personnel, Army										
1.1.6 Reserve Components Predeployment Training	0	0	125,669	116,474	0	0	13,638	11,805	139,307	128,279
1.0 Personnel Sub-Total	0	0	125,669	116,474	0	0	13,638	11,805	139,307	128,279
Navy/Marine Corps Total	0	0	448,440	445,689	0	0	39,506	39,506	487,946	485,195
Navy Total	0	0	389,046	386,329	0	0	5,850	5,850	394,896	392,179
Navy Active Total	0	0	379,688	379,688	0	0	5,850	5,850	385,538	385,538
Military Personnel, Navy										
1.1.1 Reserve Components Called To Active Duty	0	0	290,830	290,830	0	0	5,029	5,029	295,859	295,859
1.1.2 Imminent Danger or Hostile Fire Pay	0	0	4,942	4,942	0	0	148	148	5,090	5,090
1.1.3 Family Separation Allowance	0	0	21,822	21,822	0	0	373	373	22,195	22,195
1.1.4 Hardship Duty Pay	0	0	4,907	4,907	0	0	84	84	4,991	4,991
1.1.5 Subsistence	0	0	20,846	20,846	0	0	0	0	20,846	20,846
1.1.7 Other Military Personnel (Special Pay)	0	0	36,341	36,341	0	0	216	216	36,557	36,557
1.0 Personnel Sub-Total	0	0	379,688	379,688	0	0	5,850	5,850	385,538	385,538
Navy Reserve Total	0	0	9,358	6,641	0	0	0	0	9,358	6,641
Reserve Personnel, Navy										
1.1.6 Reserve Components Predeployment Training	0	0	9,358	6,641	0	0	0	0	9,358	6,641
1.0 Personnel Sub-Total	0	0	9,358	6,641	0	0	0	0	9,358	6,641
Marine Corps Total	0	0	59,394	59,360	0	0	33,656	33,656	93,050	93,016
Marine Corps Active Total	0	0	56,407	56,407	0	0	33,656	33,656	90,063	90,063
Military Personnel, Marine Corps										
1.1.1 Reserve Components Called To Active Duty	0	0	44,335	44,335	0	0	31,446	31,446	75,781	75,781
1.1.2 Imminent Danger or Hostile Fire Pay	0	0	3,172	3,172	0	0	853	853	4,025	4,025
1.1.3 Family Separation Allowance	0	0	5,334	5,334	0	0	712	712	6,046	6,046
1.1.4 Hardship Duty Pay	0	0	3,566	3,566	0	0	645	645	4,211	4,211

COST OF WAR
Military Personnel (MILPERS) Summary Execution by Operation, Component, Appropriation and Cost Breakdown Structure (CBS)
Beginning Fiscal Year - 2020
(Amounts in Thousands)
As of September 30, 2020

Component and Appropriation	Operation Enduring Freedom		Operation Freedom's Sentinel		Operation Noble Eagle		Operation Inherent Resolve		Summary	
	Obligations Year to Date	Disbursements Year to Date	Obligations Year to Date	Disbursements Year to Date	Obligations Year to Date	Disbursements Year to Date	Obligations Year to Date	Disbursements Year to Date	Obligations Year to Date	Disbursements Year to Date
1.0 Personnel Sub-Total	0	0	56,407	56,407	0	0	33,656	33,656	90,063	90,063
Marine Corps Reserve Total	0	0	2,987	2,953	0	0	0	0	2,987	2,953
Reserve Personnel, Marine Corps										
1.1.2 Imminent Danger or Hostile Fire Pay	0	0	3	3	0	0	0	0	3	3
1.1.3 Family Separation Allowance	0	0	23	23	0	0	0	0	23	23
1.1.4 Hardship Duty Pay	0	0	7	7	0	0	0	0	7	7
1.1.6 Reserve Components Predeployment Training	0	0	2,954	2,920	0	0	0	0	2,954	2,920
1.0 Personnel Sub-Total	0	0	2,987	2,953	0	0	0	0	2,987	2,953
Air Force Total	0	0	838,352	836,504	37,214	37,214	135,630	135,630	1,011,196	1,009,348
Air Force Active Total	0	0	826,924	826,924	37,214	37,214	135,630	135,630	999,768	999,768
Military Personnel, Air Force										
1.1.1 Reserve Components Called To Active Duty	0	0	658,550	658,550	36,763	36,763	100,380	100,380	795,693	795,693
1.1.2 Imminent Danger or Hostile Fire Pay	0	0	17,143	17,143	0	0	4,052	4,052	21,195	21,195
1.1.3 Family Separation Allowance	0	0	19,198	19,198	218	218	4,301	4,301	23,717	23,717
1.1.4 Hardship Duty Pay	0	0	17,869	17,869	0	0	3,721	3,721	21,590	21,590
1.1.5 Subsistence	0	0	101,399	101,399	233	233	20,727	20,727	122,359	122,359
1.1.7 Other Military Personnel (Special Pay)	0	0	12,765	12,765	0	0	2,449	2,449	15,214	15,214
1.0 Personnel Sub-Total	0	0	826,924	826,924	37,214	37,214	135,630	135,630	999,768	999,768
Air Force Reserve Total	0	0	9,450	8,298	0	0	0	0	9,450	8,298
Reserve Personnel, Air Force										
1.1.6 Reserve Components Predeployment Training	0	0	9,450	8,298	0	0	0	0	9,450	8,298
1.0 Personnel Sub-Total	0	0	9,450	8,298	0	0	0	0	9,450	8,298
Air Force National Guard Total	0	0	1,978	1,282	0	0	0	0	1,978	1,282
National Guard Personnel, Air Force										
1.1.6 Reserve Components Predeployment Training	0	0	1,978	1,282	0	0	0	0	1,978	1,282
1.0 Personnel Sub-Total	0	0	1,978	1,282	0	0	0	0	1,978	1,282

**Operation and Maintenance Subsidiary Report
(Cost Breakdown Structure)**

COST OF WAR
Operation and Maintenance (O&M) Summary Execution by Operation and Cost Breakdown Structure (CBS)
Fiscal Year 2007 - 2020
(Amounts in Thousands)
As of September 30, 2020

	Operation New Dawn (OND) / Post-OND Iraq Activities		Operation Enduring Freedom		Operation Freedom's Sentinel		Operation Noble Eagle		Operation Inherent Resolve		Summary	
	Obligations Year to Date	Disbursements Year to Date	Obligations Year to Date	Disbursements Year to Date	Obligations Year to Date	Disbursements Year to Date	Obligations Year to Date	Disbursements Year to Date	Obligations Year to Date	Disbursements Year to Date	Obligations Year to Date	Disbursements Year to Date
CBS Summary												
O&M CBS Summary Total	-49,507	-49,935	-269,658	-129,255	33,358,733	31,238,078	57,436	61,421	4,910,889	4,785,701	38,007,893	35,906,010
1.0 Personnel Costs	797	992	-2,658	-2,881	228,033	190,546	877	648	24,430	21,583	251,479	210,888
2.0 Personnel Support Costs	1,935	1,934	26,016	31,009	1,572,100	1,640,649	14,689	13,816	132,879	158,215	1,747,619	1,845,623
3.0 Operating Support Costs	-53,471	-54,090	-282,318	-227,304	26,187,943	23,474,272	39,697	44,980	4,469,596	4,318,692	30,361,447	27,556,550
4.0 Transportation Costs	1,232	1,229	-7,788	71,563	3,107,855	3,461,265	2,173	1,977	301,276	286,222	3,404,748	3,822,256
6.0 Investment Costs	0	0	0	0	-133	200	0	0	0	0	-133	200
7.0 Other Support Costs	0	0	-2,910	-1,642	2,262,935	2,471,146	0	0	-17,292	989	2,242,733	2,470,493
1.1.7 Other Military Personnel (Special Pay)	0	0	0	0	-1,500	-1,500	0	0	0	0	-1,500	-1,500
1.2.1 Civilian Premium Pay	992	992	-155	59	157,002	124,743	690	507	8,666	6,590	167,195	132,891
1.2.2 Civilian Temporary Hires	-195	0	-2,503	-2,939	72,531	67,303	187	141	15,764	14,993	85,784	79,498
1.2.3 MRAP Vehicles	0	0	0	-1	0	0	0	0	0	0	0	-1
1.0 Personnel Sub-Total	797	992	-2,658	-2,881	228,033	190,546	877	648	24,430	21,583	251,479	210,888
2.1 Temporary Duty (TDY)/Additional Duty (TAD)	1,934	1,933	13,276	15,973	578,755	560,035	14,601	13,722	82,842	67,100	691,408	658,763
2.2 Clothing and Other Personnel Equipment & Supplies	0	0	-52,893	-52,646	479,516	463,742	0	0	2,847	378	429,470	411,474
2.2.1 Organizational Clothing	0	0	-256	-256	0	0	0	0	-2	-53	-258	-309
2.3 Medical Support/Health Services	0	0	70,913	72,646	399,005	381,813	88	94	26,654	23,779	496,660	478,332
2.4 Reserve Component Activation/Deactivation	0	0	-5,158	-5,120	6,546	5,853	0	0	-253	-253	1,135	480
2.5 Other Personnel Support	1	1	134	412	102,566	223,318	0	0	20,791	67,264	123,492	290,995
2.6 Rest & Recreation	0	0	0	0	3,065	4,023	0	0	0	0	3,065	4,023
2.7 Body Armor	0	0	0	0	2,647	1,865	0	0	0	0	2,647	1,865
2.0 Personnel Support Sub-Total	1,935	1,934	26,016	31,009	1,572,100	1,640,649	14,689	13,816	132,879	158,215	1,747,619	1,845,623
3.1 Training	26	26	36,670	41,793	89,001	86,996	62	0	3,490	3,565	129,249	132,380
3.1.0 Care-in-Store	0	0	0	0	-4,670	0	0	0	0	0	-4,670	0
3.2 Operations (OPTEMPO) (Fuel, Other POL, Parts)	898	898	-37,050	-29,723	3,089,883	3,106,120	1,898	1,690	1,862,089	1,695,386	4,917,718	4,774,371
3.2.1 MRAP Vehicles Operation	0	0	-148	-68	-2,294	301	0	0	0	0	-2,442	233
3.2.7 Other	0	0	0	0	453	448	0	0	0	0	453	448
3.3 Other Supplies & Equipment	1,927	1,932	-50,908	-35,171	2,615,905	2,424,763	462	584	150,970	157,434	2,718,356	2,549,542
3.4 Facilities/Base Support	17,437	17,949	-20,359	-19,518	1,338,134	1,064,423	3,494	2,825	270,492	278,738	1,609,198	1,344,417
3.4.1 MRAP Vehicles Facilities and Base Support	0	0	0	26	0	0	0	0	0	0	0	26
3.5.1 Organization Level Maintenance	0	0	-26,619	-40,218	439,007	361,996	0	0	18,305	16,594	430,693	338,372
3.5.2 Intermediate Level Maintenance	0	0	987	987	166,713	263,391	0	0	17,348	-33,642	185,048	230,736
3.5.3 Depot Level Maintenance	-117,493	-117,863	104,682	116,652	5,006,422	4,588,355	0	0	44,041	35,931	5,037,652	4,623,075
3.5.4 Contractor Logistics Support	4,197	4,197	-32,667	-55,323	1,427,955	1,562,697	24,200	23,470	237,753	230,073	1,661,438	1,765,114
3.5.6 MRAP Vehicles Equipment Maintenance	0	0	-11,038	-10,835	85,803	48,771	0	0	0	0	74,765	37,936
3.6 (C4I)	25,320	24,188	-21,016	-15,789	4,460,952	3,636,837	519	444	607,772	658,720	5,073,547	4,304,400
3.7 Other Services and Miscellaneous Contracts	14,217	14,583	-224,852	-180,117	7,399,834	6,252,737	9,062	15,967	1,257,336	1,275,893	8,455,597	7,379,063
3.8 IED Operation	0	0	0	0	204	204	0	0	0	0	204	204
3.9 Psychological Operations (Information Operations)	0	0	0	0	74,641	76,233	0	0	0	0	74,641	76,233
3.0 Operating Support Sub-Total	-53,471	-54,090	-282,318	-227,304	26,187,943	23,474,272	39,697	44,980	4,469,596	4,318,692	30,361,447	27,556,550
4.1 Airlift	0	-3	-772	14,525	1,669,570	1,779,688	349	0	211,575	224,876	1,880,722	2,019,086
4.2 Sealift	0	0	-321	-5,064	540,587	540,809	0	0	11,617	10,206	551,883	545,951
4.3 Ready Reserve Force/Fast Sealift Ships	0	0	0	0	20,000	0	0	0	0	0	20,000	0
4.4 Port Handling/Inland Transportation	708	708	-127	1,619	310,177	336,041	1,375	1,632	61,637	31,390	373,770	371,390
4.5 Other Transportation	524	524	-6,554	60,475	197,734	181,855	449	345	12,894	14,511	205,047	257,710
4.6 Second Destination Transportation	0	0	-14	8	368,267	619,871	0	0	3,546	5,232	371,799	625,111
4.7 MRAP Vehicles Transportation	0	0	0	0	-73	127	0	0	0	0	-73	127
4.8 Retrograde of Personnel and Equipment	0	0	0	0	1,593	2,874	0	0	7	7	1,600	2,881
4.0 Transportation Sub-Total	1,232	1,229	-7,788	71,563	3,107,855	3,461,265	2,173	1,977	301,276	286,222	3,404,748	3,822,256
6.1.4 Communication & Electronic Equip Procurement	0	0	0	0	-133	200	0	0	0	0	-133	200
6.0 Investment Sub-Total	0	0	0	0	-133	200	0	0	0	0	-133	200
7.2.1 Transportation Support	0	0	0	0	4,378	6	0	0	0	0	4,378	6
7.2.2 Logistic Support	0	0	0	0	39,905	17,062	0	0	0	0	39,905	17,062
7.3.02 Defense Forces Sustainment	0	0	0	0	1,705,239	1,704,746	0	0	0	0	1,705,239	1,704,746
7.3.03 Defense Forces Infrastructure	0	0	0	0	-83,435	40,243	0	0	0	0	-83,435	40,243
7.3.04 Defense Forces Equipment and Transportation	0	0	0	0	95,651	25,932	0	0	0	0	95,651	25,932
7.3.05 Defense Forces Training and Operations	0	0	0	0	151,883	130,154	0	0	0	0	151,883	130,154

COST OF WAR
Operation and Maintenance (O&M) Summary Execution by Operation and Cost Breakdown Structure (CBS)
Fiscal Year 2007 - 2020
(Amounts in Thousands)
As of September 30, 2020

	Operation New Dawn (OND) / Post-OND Iraq Activities		Operation Enduring Freedom		Operation Freedom's Sentinel		Operation Noble Eagle		Operation Inherent Resolve		Summary	
	Obligations Year to Date	Disbursements Year to Date	Obligations Year to Date	Disbursements Year to Date	Obligations Year to Date	Disbursements Year to Date	Obligations Year to Date	Disbursements Year to Date	Obligations Year to Date	Disbursements Year to Date	Obligations Year to Date	Disbursements Year to Date
CBS Summary												
7.3.07 Interior Forces Sustainment	0	0	0	0	331,303	372,728	0	0	0	0	331,303	372,728
7.3.08 Interior Forces Infrastructure	0	0	0	0	-1,225	5,478	0	0	0	0	-1,225	5,478
7.3.09 Interior Forces Equipment	0	0	0	0	1,993	8,567	0	0	0	0	1,993	8,567
7.3.10 Interior Forces Training and Operations	0	0	-2,821	-2,737	42,565	74,242	0	0	0	0	39,744	71,505
7.3.14 Detainee Operations Sustainment	0	0	0	0	-1	0	0	0	0	0	-1	0
7.3.20 Other	0	0	0	0	-26,935	90,261	0	0	0	0	-26,935	90,261
7.4.1 Afghanistan (CERP)	0	0	0	0	1,614	1,727	0	0	0	0	1,614	1,727
7.5.1 Afghanistan Infrastructure Fund - Power	0	0	-89	1,095	0	0	0	0	0	0	-89	1,095
7.6.1 Trainee Equip/Support	0	0	0	0	0	0	0	0	-161	87	-161	87
7.6.2 U.S. Trainer/Enabler	0	0	0	0	0	0	0	0	-2,172	4,418	-2,172	4,418
7.7.1 Defense Forces	0	0	0	0	0	0	0	0	-14,959	-3,516	-14,959	-3,516
7.0 Other Support Sub-Total	0	0	-2,910	-1,642	2,262,935	2,471,146	0	0	-17,292	989	2,242,733	2,470,493

COST OF WAR
Operation and Maintenance (O&M) Summary Execution by Operation, Component, and Cost Breakdown Structure (CBS)
Fiscal Year 2007 - 2020
(Amounts in Thousands)
As of September 30, 2020

Component	Operation New Dawn (OND) / Post-OND Iraq Activities		Operation Enduring Freedom		Operation Freedom's Sentinel		Operation Noble Eagle		Operation Inherent Resolve		Summary	
	Obligations Year To Date	Disbursements Year To Date	Obligations Year To Date	Disbursements Year To Date	Obligations Year To Date	Disbursements Year To Date	Obligations Year To Date	Disbursements Year To Date	Obligations Year To Date	Disbursements Year To Date	Obligations Year To Date	Disbursements Year To Date
Grand Total	-49,507	-49,935	-269,658	-129,255	33,358,733	31,238,078	57,436	61,421	4,910,889	4,785,701	38,007,893	35,906,010
Army Total	70,821	70,051	-2,910	-1,642	15,473,681	15,256,093	48,411	54,152	1,964,953	2,033,565	17,554,956	17,412,219
1.2.1 Civilian Premium Pay	992	992	0	0	99,007	89,071	690	507	4,029	1,989	104,718	92,559
1.2.2 Civilian Temporary Hires	0	0	0	0	2,829	276	0	0	13	13	2,842	289
1.0 Personnel Sub-Total	992	992	0	0	101,836	89,347	690	507	4,042	2,002	107,560	92,848
2.1 Temporary Duty (TDY)/Additional Duty (TAD)	1,962	1,962	0	0	203,146	185,918	9,179	9,220	45,819	33,260	260,106	230,360
2.2 Clothing and Other Personnel Equipment & Supplies	0	0	0	0	444,883	432,567	0	0	0	0	444,883	432,567
2.3 Medical Support/Health Services	0	0	0	0	51,207	47,205	0	0	17,477	17,955	68,684	65,160
2.4 Reserve Component Activation/Deactivation	0	0	0	0	5,273	5,345	0	0	0	0	5,273	5,345
2.5 Other Personnel Support	1	1	0	0	26,780	36,434	0	0	-4,280	44,625	22,501	81,060
2.6 Rest & Recreation	0	0	0	0	3,065	4,023	0	0	0	0	3,065	4,023
2.0 Personnel Support Sub-Total	1,963	1,963	0	0	734,354	711,492	9,179	9,220	59,016	95,840	804,512	818,515
3.1 Training	26	26	0	0	23,513	45,231	62	0	1,188	9	24,789	45,266
3.1.0 Care-in-Store	0	0	0	0	-4,670	0	0	0	0	0	-4,670	0
3.2 Operations (OPTEMPO) (Fuel, Other POL, Parts)	898	898	0	0	1,392,444	1,419,974	1,536	1,328	175,475	149,167	1,570,353	1,571,367
3.2.1 MRAP Vehicles Operation	0	0	0	0	-2,386	289	0	0	0	0	-2,386	289
3.3 Other Supplies & Equipment	1,933	1,933	0	0	1,097,952	1,171,372	284	378	73,146	86,954	1,173,315	1,260,637
3.4 Facilities/Base Support	17,437	17,949	0	0	794,851	709,442	2,345	2,151	209,298	215,317	1,023,931	944,859
3.5.1 Organization Level Maintenance	0	0	0	0	248,392	199,848	0	0	2,381	0	250,773	199,848
3.5.2 Intermediate Level Maintenance	0	0	0	0	155,964	247,908	0	0	9,190	2,422	165,154	250,330
3.5.3 Depot Level Maintenance	1,910	1,910	0	0	559,355	494,288	0	0	5,901	7,058	567,166	503,256
3.5.4 Contractor Logistics Support	4,197	4,197	0	0	851,200	1,056,839	24,200	23,470	129,592	104,051	1,009,189	1,188,557
3.5.6 MRAP Vehicles Equipment Maintenance	0	0	0	0	12,318	35,665	0	0	0	0	12,318	35,665
3.6 (C4I)	25,470	24,188	0	0	2,663,825	2,414,200	519	444	458,057	495,420	3,147,871	2,934,252
3.7 Other Services and Miscellaneous Contracts	14,763	14,763	0	0	3,513,666	2,855,049	8,221	15,022	688,180	744,779	4,224,830	3,629,613
3.9 Psychological Operations (Information Operations)	0	0	0	0	74,641	76,233	0	0	0	0	74,641	76,233
3.0 Operating Support Sub-Total	66,634	65,864	0	0	11,381,065	10,726,338	37,167	42,793	1,752,408	1,805,177	13,237,274	12,640,172
4.1 Airlift	0	0	0	0	360,055	321,953	0	0	90,778	82,924	450,833	404,877
4.2 Sealift	0	0	0	0	59,631	72,659	0	0	11,617	10,206	71,248	82,865
4.3 Ready Reserve Force/Fast Sealift Ships	0	0	0	0	20,000	0	0	0	0	0	20,000	0
4.4 Port Handling/Inland Transportation	708	708	0	0	289,857	303,710	1,375	1,632	60,437	31,040	352,377	337,090
4.5 Other Transportation	524	524	0	0	934	862	0	0	317	264	1,775	1,650
4.6 Second Destination Transportation	0	0	0	0	308,372	575,578	0	0	3,546	5,232	311,918	580,810
4.7 MRAP Vehicles Transportation	0	0	0	0	-73	78	0	0	0	0	-73	78
4.8 Retrograde of Personnel and Equipment	0	0	0	0	-1,002	-2	0	0	0	0	-1,002	-2
4.0 Transportation Sub-Total	1,232	1,232	0	0	1,037,774	1,274,838	1,375	1,632	166,695	129,666	1,207,076	1,407,368
7.3.02 Defense Forces Sustainment	0	0	0	0	1,705,239	1,704,746	0	0	0	0	1,705,239	1,704,746
7.3.03 Defense Forces Infrastructure	0	0	0	0	-83,435	40,243	0	0	0	0	-83,435	40,243
7.3.04 Defense Forces Equipment and Transportation	0	0	0	0	95,651	25,932	0	0	0	0	95,651	25,932
7.3.05 Defense Forces Training and Operations	0	0	0	0	151,883	130,154	0	0	0	0	151,883	130,154
7.3.07 Interior Forces Sustainment	0	0	0	0	331,303	372,728	0	0	0	0	331,303	372,728
7.3.08 Interior Forces Infrastructure	0	0	0	0	-1,225	5,478	0	0	0	0	-1,225	5,478
7.3.09 Interior Forces Equipment	0	0	0	0	1,993	8,567	0	0	0	0	1,993	8,567
7.3.10 Interior Forces Training and Operations	0	0	-2,821	-2,737	42,565	74,242	0	0	0	0	39,744	71,505
7.3.14 Detainee Operations Sustainment	0	0	0	0	-1	0	0	0	0	0	-1	0
7.3.20 Other	0	0	0	0	-26,935	90,261	0	0	0	0	-26,935	90,261
7.4.1 Afghanistan (CERP)	0	0	0	0	1,614	1,727	0	0	0	0	1,614	1,727
7.5.1 Afghanistan Infrastructure Fund - Power	0	0	-89	1,095	0	0	0	0	0	0	-89	1,095
7.6.1 Trainee Equip/Support	0	0	0	0	0	0	0	0	-161	87	-161	87
7.6.2 U.S. Trainer/Enabler	0	0	0	0	0	0	0	0	-2,088	4,309	-2,088	4,309
7.7.1 Defense Forces	0	0	0	0	0	0	0	0	-14,959	-3,516	-14,959	-3,516
7.0 Other Support Sub-Total	0	0	-2,910	-1,642	2,218,652	2,454,078	0	0	-17,208	880	2,198,534	2,453,316
Navy/Marine Corps Total	-119,595	-119,964	-325,478	-282,816	6,721,896	6,353,140	0	0	545,504	331,883	6,822,327	6,282,243
Navy Total	0	0	227,282	252,850	5,905,462	5,684,710	0	0	538,409	333,988	6,671,153	6,271,548
1.2.1 Civilian Premium Pay	0	0	580	648	1,608	1,366	0	0	160	160	2,348	2,174
1.2.2 Civilian Temporary Hires	0	0	29	29	293	242	0	0	0	0	322	271
1.0 Personnel Sub-Total	0	0	609	677	1,901	1,608	0	0	160	160	2,670	2,445

COST OF WAR
Operation and Maintenance (O&M) Summary Execution by Operation, Component, and Cost Breakdown Structure (CBS)
Fiscal Year 2007 - 2020
(Amounts in Thousands)
As of September 30, 2020

Component	Operation New Dawn (OND) / Post-OND Iraq Activities		Operation Enduring Freedom		Operation Freedom's Sentinel		Operation Noble Eagle		Operation Inherent Resolve		Summary	
	Obligations Year To Date	Disbursements Year To Date	Obligations Year To Date	Disbursements Year To Date	Obligations Year To Date	Disbursements Year To Date	Obligations Year To Date	Disbursements Year To Date	Obligations Year To Date	Disbursements Year To Date	Obligations Year To Date	Disbursements Year To Date
2.1 Temporary Duty (TDY)/Additional Duty (TAD)	0	0	41,594	41,641	42,321	50,887	0	0	2,931	1,509	86,846	94,037
2.2 Clothing and Other Personnel Equipment & Supplies	0	0	0	0	23,801	23,924	0	0	76	70	23,877	23,994
2.3 Medical Support/Health Services	0	0	0	0	7,943	4,867	0	0	7,074	2,985	15,017	7,852
2.4 Reserve Component Activation/Deactivation	0	0	0	0	1,356	628	0	0	0	0	1,356	628
2.5 Other Personnel Support	0	0	6,145	6,145	803	2,356	0	0	0	0	6,948	8,501
2.7 Body Armor	0	0	0	0	2,852	301	0	0	0	0	2,852	301
2.0 Personnel Support Sub-Total	0	0	47,739	47,786	79,076	82,963	0	0	10,081	4,564	136,896	135,313
3.1 Training	0	0	39,853	41,152	38,806	22,443	0	0	0	0	78,659	63,595
3.2 Operations (OPTEMPO) (Fuel, Other POL, Parts)	0	0	1	442	884,773	908,077	0	0	328,980	192,471	1,213,754	1,100,990
3.2.1 MRAP Vehicles Operation	0	0	0	0	12	12	0	0	0	0	12	12
3.3 Other Supplies & Equipment	0	0	20	116	286,687	338,359	0	0	13,277	6,284	299,984	344,759
3.4 Facilities/Base Support	0	0	1,305	1,314	159,223	101,635	0	0	2,252	1,244	162,780	104,193
3.4.1 MRAP Vehicles Facilities and Base Support	0	0	0	26	0	0	0	0	0	0	0	26
3.5.1 Organization Level Maintenance	0	0	0	0	202,137	177,959	0	0	15,598	6,345	217,735	184,304
3.5.2 Intermediate Level Maintenance	0	0	987	987	6,886	13,591	0	0	7,950	2,085	15,823	16,663
3.5.3 Depot Level Maintenance	0	0	120,608	121,631	3,028,741	2,797,528	0	0	38,928	27,330	3,188,277	2,946,489
3.5.4 Contractor Logistics Support	0	0	0	2,093	11,349	13,699	0	0	5,610	2,654	16,959	18,446
3.5.6 MRAP Vehicles Equipment Maintenance	0	0	0	149	0	15	0	0	0	0	0	164
3.6 (C4I)	0	0	867	3,219	113,604	125,514	0	0	0	0	114,471	128,733
3.7 Other Services and Miscellaneous Contracts	0	0	15,240	18,320	410,689	399,277	0	0	112,174	87,453	538,103	505,050
3.8 IED Operation	0	0	0	0	204	204	0	0	0	0	204	204
3.0 Operating Support Sub-Total	0	0	178,881	189,449	5,143,111	4,898,313	0	0	524,769	325,866	5,846,761	5,413,628
4.1 Airlift	0	0	0	13,129	144,474	199,572	0	0	3,392	3,391	147,866	216,092
4.2 Sealift	0	0	0	0	454,081	434,430	0	0	0	0	454,081	434,430
4.4 Port Handling/Inland Transportation	0	0	0	1,746	4,681	5,408	0	0	1	1	4,682	7,155
4.5 Other Transportation	0	0	53	55	2,912	1,270	0	0	6	6	2,971	1,331
4.6 Second Destination Transportation	0	0	0	8	75,226	61,097	0	0	0	0	75,226	61,105
4.7 MRAP Vehicles Transportation	0	0	0	0	0	49	0	0	0	0	0	49
4.0 Transportation Sub-Total	0	0	53	14,938	681,374	701,826	0	0	3,399	3,398	684,826	720,162
Marine Corps Total	-119,595	-119,964	-552,760	-535,666	816,434	668,430	0	0	7,095	-2,105	151,174	10,695
1.1.7 Other Military Personnel (Special Pay)	0	0	0	0	-1,500	-1,500	0	0	0	0	-1,500	-1,500
1.2.1 Civilian Premium Pay	0	0	-623	-626	6,616	8,193	0	0	0	0	5,993	7,567
1.2.2 Civilian Temporary Hires	0	0	-2,498	-2,972	165	165	0	0	0	0	-2,333	-2,807
1.2.3 MRAP Vehicles	0	0	0	-1	0	0	0	0	0	0	0	-1
1.0 Personnel Sub-Total	0	0	-3,121	-3,599	5,281	6,858	0	0	0	0	2,160	3,259
2.1 Temporary Duty (TDY)/Additional Duty (TAD)	-13	-13	-28,115	-28,051	27,728	54,371	0	0	-1,501	508	-1,901	26,815
2.2 Clothing and Other Personnel Equipment & Supplies	0	0	-52,880	-52,646	318	-161	0	0	0	0	-52,562	-52,807
2.2.1 Organizational Clothing	0	0	-256	-256	0	0	0	0	0	0	-256	-256
2.3 Medical Support/Health Services	0	0	-1,889	-1,888	32,254	23,283	0	0	0	0	30,365	21,395
2.4 Reserve Component Activation/Deactivation	0	0	-5,158	-5,120	-83	-120	0	0	-253	-253	-5,494	-5,493
2.5 Other Personnel Support	0	0	-5,934	-5,911	9	-48	0	0	-7	-7	-5,932	-5,966
2.0 Personnel Support Sub-Total	-13	-13	-94,232	-93,872	60,226	77,325	0	0	-1,761	248	-35,780	-16,312
3.1 Training	0	0	-3,158	-3,157	-26,016	-23,996	0	0	53	122	-29,121	-27,031
3.2 Operations (OPTEMPO) (Fuel, Other POL, Parts)	0	0	-37,045	-36,660	87,119	104,113	0	0	113	173	50,187	67,626
3.2.1 MRAP Vehicles Operation	0	0	-148	-68	80	0	0	0	0	0	-68	-68
3.3 Other Supplies & Equipment	0	0	-49,037	-46,119	301,717	175,981	0	0	863	6,468	253,543	136,330
3.4 Facilities/Base Support	0	0	-21,465	-21,436	94,770	62,979	0	0	841	727	74,146	42,270
3.5.1 Organization Level Maintenance	0	0	-26,619	-25,517	-17,501	-17,245	0	0	0	0	-44,120	-42,762
3.5.2 Intermediate Level Maintenance	0	0	0	0	-301	-301	0	0	0	-38,326	-301	-38,627
3.5.3 Depot Level Maintenance	-119,403	-119,773	-7,927	-7,921	-281,588	-280,110	0	0	-1,274	0	-410,192	-407,804
3.5.4 Contractor Logistics Support	0	0	-32,937	-28,584	115,829	91,388	0	0	286	1,422	83,178	64,226
3.5.6 MRAP Vehicles Equipment Maintenance	0	0	-11,038	-10,984	-559	-3,573	0	0	0	0	-11,597	-14,557
3.6 (C4I)	0	0	-19,060	-19,042	26,112	15,925	0	0	-23	7,527	7,029	4,410
3.7 Other Services and Miscellaneous Contracts	-179	-178	-239,322	-230,110	343,171	349,106	0	0	6,644	18,233	110,314	137,051
3.0 Operating Support Sub-Total	-119,582	-119,951	-447,756	-429,598	642,833	474,267	0	0	7,503	-3,654	82,998	-78,936
4.1 Airlift	0	0	-849	-849	7,762	13,229	0	0	9	9	6,922	12,389
4.2 Sealift	0	0	-431	-1,536	26,342	30,336	0	0	0	0	25,911	28,800
4.4 Port Handling/Inland Transportation	0	0	-127	-127	8,162	2,971	0	0	0	0	8,035	2,844
4.5 Other Transportation	0	0	-6,244	-6,085	80,950	80,504	0	0	1,344	1,292	76,050	75,711

COST OF WAR
Operation and Maintenance (O&M) Summary Execution by Operation, Component, and Cost Breakdown Structure (CBS)
Fiscal Year 2007 - 2020
(Amounts in Thousands)
As of September 30, 2020

Component	Operation New Dawn (OND) / Post-OND Iraq Activities		Operation Enduring Freedom		Operation Freedom's Sentinel		Operation Noble Eagle		Operation Inherent Resolve		Summary	
	Obligations Year To Date	Disbursements Year To Date	Obligations Year To Date	Disbursements Year To Date	Obligations Year To Date	Disbursements Year To Date	Obligations Year To Date	Disbursements Year To Date	Obligations Year To Date	Disbursements Year To Date	Obligations Year To Date	Disbursements Year To Date
4.6 Second Destination Transportation	0	0	0	0	-15,381	-16,847	0	0	0	0	-15,381	-16,847
4.8 Retrograde of Personnel and Equipment	0	0	0	0	259	-213	0	0	0	0	259	-213
4.0 Transportation Sub-Total	0	0	-7,651	-8,597	108,094	109,980	0	0	1,353	1,301	101,796	102,684
Air Force Total	-501	-4	-11,339	5,427	7,044,792	6,733,811	9,025	7,269	1,756,416	1,787,079	8,798,393	8,533,582
1.2.2 Civilian Temporary Hires	0	0	0	-3	60,960	58,301	187	141	3,232	3,685	64,376	62,126
1.0 Personnel Sub-Total	0	0	-3	-1	60,960	58,301	187	141	3,232	3,685	64,376	62,126
2.1 Temporary Duty (TDY)/Additional Duty (TAD)	0	0	-82	-105	207,851	172,873	5,422	4,502	18,102	15,181	231,293	192,451
2.2 Clothing and Other Personnel Equipment & Supplies	0	0	0	0	5,906	5,508	0	0	180	204	6,086	5,712
2.3 Medical Support/Health Services	0	0	-3	0	15,647	22,978	88	94	1,108	1,975	16,840	25,047
2.5 Other Personnel Support	0	0	-26	17	45,870	52,998	0	0	25,078	22,646	70,922	75,661
2.7 Body Armor	0	0	0	0	-205	1,564	0	0	0	0	-205	1,564
2.0 Personnel Support Sub-Total	0	0	-111	-88	275,069	255,921	5,510	4,596	44,468	40,006	324,936	300,435
3.1 Training	0	0	-22	-1	31,615	32,286	0	0	34	2,901	31,627	35,186
3.2 Operations (OPTEMPO) (Fuel, Other POL, Parts)	0	0	0	0	564,732	566,288	362	362	1,306,361	1,306,361	1,871,455	1,873,011
3.3 Other Supplies & Equipment	-6	-1	-594	550	754,212	628,996	178	206	45,685	49,822	799,475	679,573
3.4 Facilities/Base Support	0	0	-199	83	287,380	189,247	1,149	674	58,101	61,450	346,431	251,454
3.5.3 Depot Level Maintenance	0	0	-7,999	2,942	1,665,735	1,570,539	0	0	486	1,543	1,658,222	1,575,024
3.5.4 Contractor Logistics Support	0	0	0	0	84,419	38,779	0	0	0	0	84,419	38,779
3.6 (C4I)	-150	0	-2,728	33	905,250	685,889	0	0	18,534	20,102	920,906	706,024
3.7 Other Services and Miscellaneous Contracts	-345	0	472	1,634	1,487,607	1,587,792	841	945	151,687	164,479	1,640,262	1,754,850
3.0 Operating Support Sub-Total	-501	-1	-11,070	5,241	5,780,950	5,299,816	2,530	2,187	1,580,888	1,606,658	7,352,797	6,913,901
4.1 Airlift	0	-3	72	273	849,974	1,024,022	349	0	117,396	124,225	967,791	1,148,517
4.2 Sealift	0	0	0	0	192	2,748	0	0	0	0	192	2,748
4.4 Port Handling/Inland Transportation	0	0	0	0	5,219	22,091	0	0	0	0	5,219	22,091
4.5 Other Transportation	0	0	-227	2	70,225	67,681	449	345	10,509	12,389	80,956	80,417
4.8 Retrograde of Personnel and Equipment	0	0	0	0	2,336	3,089	0	0	7	7	2,343	3,096
4.0 Transportation Sub-Total	0	-3	-155	275	927,946	1,119,631	798	345	127,912	136,621	1,056,501	1,256,869
6.1.4 Communication & Electronic Equip Procurement	0	0	0	0	-133	142	0	0	0	0	-133	142
6.0 Investment Sub-Total	0	0	0	0	-133	142	0	0	0	0	-133	142
7.6.2 U.S. Trainer/Enabler	0	0	0	0	0	0	0	0	-84	109	-84	109
7.0 Other Support Sub-Total	0	0	0	0	0	0	0	0	-84	109	-84	109
Defense Health Program Total	0	0	72,813	74,474	287,808	280,387	0	0	0	0	360,621	354,861
2.3 Medical Support/Health Services	0	0	72,813	74,474	287,808	280,387	0	0	0	0	360,621	354,861
2.0 Personnel Support Sub-Total	0	0	72,813	74,474	287,808	280,387	0	0	0	0	360,621	354,861
DODIG Total	-1	0	-395	0	7,601	6,908	0	0	13,978	13,204	21,183	20,112
1.2.1 Civilian Premium Pay	0	0	-120	0	536	536	0	0	982	995	1,398	1,531
1.2.2 Civilian Temporary Hires	0	0	-31	0	6,472	5,762	0	0	11,925	10,702	18,366	16,464
1.0 Personnel Sub-Total	0	0	-151	0	7,008	6,298	0	0	12,907	11,697	19,764	17,995
2.1 Temporary Duty (TDY)/Additional Duty (TAD)	-1	0	-22	0	407	407	0	0	426	614	810	1,021
2.2 Clothing and Other Personnel Equipment & Supplies	0	0	-13	0	15	0	0	0	8	0	10	0
2.2.1 Organizational Clothing	0	0	0	0	0	0	0	0	-2	-53	-2	-53
2.0 Personnel Support Sub-Total	-1	0	-35	0	422	407	0	0	432	561	818	968
3.1 Training	0	0	-3	0	77	37	0	0	80	137	154	174
3.3 Other Supplies & Equipment	0	0	-2	0	47	69	0	0	43	41	88	110
3.4 Facilities/Base Support	0	0	0	0	16	0	0	0	0	0	16	0
3.6 (C4I)	0	0	-38	0	5	0	0	0	0	0	-33	0
3.7 Other Services and Miscellaneous Contracts	0	0	-140	0	26	97	0	0	516	768	402	865
3.0 Operating Support Sub-Total	0	0	-183	0	171	203	0	0	639	946	627	1,149
4.5 Other Transportation	0	0	-26	0	0	0	0	0	0	0	-26	0
4.0 Transportation Sub-Total	0	0	-26	0	0	0	0	0	0	0	-26	0
Defense Agency Total	-231	-18	-2,349	75,302	3,822,955	2,607,739	0	0	630,038	619,970	4,450,413	3,302,993
1.2.1 Civilian Premium Pay	0	0	8	37	49,235	25,577	0	0	3,495	3,446	52,738	29,060
1.2.2 Civilian Temporary Hires	-195	0	0	5	1,812	2,557	0	0	594	593	2,211	3,155

COST OF WAR
Operation and Maintenance (O&M) Summary Execution by Operation, Component, and Cost Breakdown Structure (CBS)
Fiscal Year 2007 - 2020
(Amounts in Thousands)
As of September 30, 2020

Component	Operation New Dawn (OND) / Post-OND Iraq Activities		Operation Enduring Freedom		Operation Freedom's Sentinel		Operation Noble Eagle		Operation Inherent Resolve		Summary	
	Obligations Year To Date	Disbursements Year To Date	Obligations Year To Date	Disbursements Year To Date	Obligations Year To Date	Disbursements Year To Date	Obligations Year To Date	Disbursements Year To Date	Obligations Year To Date	Disbursements Year To Date	Obligations Year To Date	Disbursements Year To Date
1.0 Personnel Sub-Total	-195	0	8	42	51,047	28,134	0	0	4,089	4,039	54,949	32,215
2.1 Temporary Duty (TDY)/Additional Duty (TAD)	-14	-16	-99	2,488	97,302	95,579	0	0	17,065	16,028	114,254	114,079
2.2 Clothing and Other Personnel Equipment & Supplies	0	0	0	0	4,593	1,904	0	0	2,583	104	7,176	2,008
2.3 Medical Support/Health Services	0	0	-8	60	4,146	3,093	0	0	995	864	5,133	4,017
2.5 Other Personnel Support	0	0	-51	161	29,104	131,578	0	0	0	0	29,053	131,739
2.0 Personnel Support Sub-Total	-14	-16	-158	2,709	135,145	232,154	0	0	20,643	16,996	155,616	251,843
3.1 Training	0	0	0	3,799	21,006	10,995	0	0	2,135	396	23,141	15,190
3.2 Operations (OPTEMPO) (Fuel, Other POL, Parts)	0	0	-6	6,495	160,815	107,668	0	0	51,160	47,214	211,969	161,377
3.2.7 Other	0	0	0	0	453	448	0	0	0	0	453	448
3.3 Other Supplies & Equipment	0	0	-1,295	10,282	175,290	109,986	0	0	17,956	7,865	191,951	128,133
3.4 Facilities/Base Support	0	0	0	521	1,894	1,120	0	0	0	0	1,894	1,641
3.5.1 Organization Level Maintenance	0	0	0	-14,701	5,979	1,434	0	0	326	10,249	6,305	-3,018
3.5.2 Intermediate Level Maintenance	0	0	0	0	4,164	2,193	0	0	208	177	4,372	2,370
3.5.3 Depot Level Maintenance	0	0	0	0	34,179	6,110	0	0	0	0	34,179	6,110
3.5.4 Contractor Logistics Support	0	0	270	-28,832	365,158	361,992	0	0	102,265	121,946	467,693	455,106
3.5.6 MRAP Vehicles Equipment Maintenance	0	0	0	0	74,044	16,664	0	0	0	0	74,044	16,664
3.6 (C4I)	0	0	-57	1	752,156	395,309	0	0	131,204	135,671	883,303	530,981
3.7 Other Services and Miscellaneous Contracts	-22	-2	-1,102	30,039	1,644,675	1,061,416	0	0	298,135	260,181	1,941,686	1,351,634
3.0 Operating Support Sub-Total	-22	-2	-2,190	7,604	3,239,813	2,075,335	0	0	603,389	583,699	3,840,990	2,666,636
4.1 Airlift	0	0	5	1,972	307,305	220,912	0	0	0	14,327	307,310	237,211
4.2 Seallift	0	0	110	-3,528	341	636	0	0	0	0	451	-2,892
4.4 Port Handling/Inland Transportation	0	0	0	0	2,258	1,861	0	0	1,199	349	3,457	2,210
4.5 Other Transportation	0	0	-110	66,503	42,713	31,538	0	0	718	560	43,321	98,601
4.6 Second Destination Transportation	0	0	-14	0	50	43	0	0	0	0	36	43
4.0 Transportation Sub-Total	0	0	-9	64,947	352,667	254,990	0	0	1,917	15,236	354,575	335,173
6.1.4 Communication & Electronic Equip Procurement	0	0	0	0	0	58	0	0	0	0	0	58
6.0 Investment Sub-Total	0	0	0	0	0	58	0	0	0	0	0	58
7.2.1 Transportation Support	0	0	0	0	4,378	6	0	0	0	0	4,378	6
7.2.2 Logistic Support	0	0	0	0	39,905	17,062	0	0	0	0	39,905	17,062
7.0 Other Support Sub-Total	0	0	0	0	44,283	17,068	0	0	0	0	44,283	17,068

COST OF WAR
Operation and Maintenance (O&M) Summary Execution by Operation, Component, Appropriation and Cost Breakdown Structure (CBS)
Fiscal Year 2007 - 2020
(Amounts in Thousands)
As of September 30, 2020

Component and Appropriation	Operation New Dawn (OND) / Post-OND Iraq Activities		Operation Enduring Freedom		Operation Freedom's Sentinel		Operation Noble Eagle		Operation Inherent Resolve		Summary	
	Obligations Year to Date	Disbursements Year to Date	Obligations Year to Date	Disbursements Year to Date	Obligations Year to Date	Disbursements Year to Date	Obligations Year to Date	Disbursements Year to Date	Obligations Year to Date	Disbursements Year to Date	Obligations Year to Date	Disbursements Year to Date
Grand Total	-49,507	-49,935	-269,658	-129,255	33,358,733	31,238,078	57,436	61,421	4,910,889	4,785,701	38,007,893	35,906,010
Army Total	70,821	70,051	-2,910	-1,642	15,473,681	15,256,093	48,411	54,152	1,964,953	2,033,565	17,554,956	17,412,219
Army Active Total	70,821	70,051	-2,910	-1,642	15,395,405	15,163,358	48,411	54,152	1,958,858	2,031,010	17,470,585	17,316,929
Operation and Maintenance, Army												
1.2.1 Civilian Premium Pay	992	992	0	0	98,948	89,008	690	507	4,029	1,989	104,659	92,496
1.2.2 Civilian Temporary Hires	0	0	0	0	2,829	276	0	0	13	13	2,842	289
1.0 Personnel Sub-Total	992	992	0	0	101,777	89,284	690	507	4,042	2,002	107,501	92,785
2.1 Temporary Duty (TDY)/Additional Duty (TAD)	1,962	1,962	0	0	200,711	183,016	9,179	9,220	45,712	33,169	257,564	227,367
2.2 Clothing and Other Personnel Equipment & Supplies	0	0	0	0	444,862	432,260	0	0	0	0	444,862	432,260
2.3 Medical Support/Health Services	0	0	0	0	50,685	46,401	0	0	17,477	17,955	68,162	64,356
2.4 Reserve Component Activation/Deactivation	0	0	0	0	88	61	0	0	0	0	88	61
2.5 Other Personnel Support	1	1	0	0	25,477	32,620	0	0	-4,280	44,625	21,198	77,246
2.6 Rest & Recreation	0	0	0	0	3,065	4,023	0	0	0	0	3,065	4,023
2.0 Personnel Support Sub-Total	1,963	1,963	0	0	724,888	698,381	9,179	9,220	58,909	95,749	794,939	805,313
3.1 Training	26	26	0	0	23,474	45,109	62	0	1,188	9	24,750	45,144
3.1.0 Care-in-Store	0	0	0	0	-4,670	0	0	0	0	0	-4,670	0
3.2 Operations (OPTEMPO) (Fuel, Other POL, Parts)	898	898	0	0	1,362,419	1,381,566	1,536	1,328	170,153	147,162	1,535,006	1,530,954
3.2.1 MRAP Vehicles Operation	0	0	0	0	-2,386	289	0	0	0	0	-2,386	289
3.3 Other Supplies & Equipment	1,933	1,933	0	0	1,088,247	1,157,162	284	378	72,910	86,726	1,163,374	1,246,199
3.4 Facilities/Base Support	17,437	17,949	0	0	791,740	707,022	2,345	2,151	209,298	215,317	1,020,820	942,439
3.5.1 Organization Level Maintenance	0	0	0	0	248,392	199,848	0	0	2,381	0	250,773	199,848
3.5.2 Intermediate Level Maintenance	0	0	0	0	155,964	247,908	0	0	9,190	2,422	165,154	250,330
3.5.3 Depot Level Maintenance	1,910	1,910	0	0	559,355	494,288	0	0	5,901	7,058	567,166	503,256
3.5.4 Contractor Logistics Support	4,197	4,197	0	0	850,801	1,055,705	24,200	23,470	129,592	104,051	1,008,790	1,187,423
3.5.6 MRAP Vehicles Equipment Maintenance	0	0	0	0	12,318	35,665	0	0	0	0	12,318	35,665
3.6 (C4I)	25,470	24,188	0	0	2,644,344	2,399,905	519	444	457,780	495,275	3,128,113	2,919,812
3.7 Other Services and Miscellaneous Contracts	14,763	14,763	0	0	3,507,099	2,847,460	8,221	15,022	688,180	744,779	4,218,263	3,622,024
3.9 Psychological Operations (Information Operations)	0	0	0	0	74,641	76,233	0	0	0	0	74,641	76,233
3.0 Operating Support Sub-Total	66,634	65,864	0	0	11,311,738	10,648,160	37,167	42,793	1,746,573	1,802,799	13,162,112	12,559,616
4.1 Airlift	0	0	0	0	360,055	321,953	0	0	90,778	82,924	450,833	404,877
4.2 Sealift	0	0	0	0	59,631	72,659	0	0	11,617	10,206	71,248	82,865
4.3 Ready Reserve Force/Fast Sealift Ships	0	0	0	0	20,000	0	0	0	0	0	20,000	0
4.4 Port Handling/Inland Transportation	708	708	0	0	290,433	302,327	1,375	1,632	60,284	30,954	352,800	335,621
4.5 Other Transportation	524	524	0	0	934	862	0	0	317	264	1,775	1,650
4.6 Second Destination Transportation	0	0	0	0	308,372	575,578	0	0	3,546	5,232	311,918	580,810
4.7 MRAP Vehicles Transportation	0	0	0	0	-73	78	0	0	0	0	-73	78
4.8 Retrograde of Personnel and Equipment	0	0	0	0	-1,002	-2	0	0	0	0	-1,002	-2
4.0 Transportation Sub-Total	1,232	1,232	0	0	1,038,350	1,273,455	1,375	1,632	166,542	129,580	1,207,499	1,405,899
7.4.1 Afghanistan (CERP)	0	0	0	0	1,614	1,727	0	0	0	0	1,614	1,727
7.6.1 Trainee Equip/Support	0	0	0	0	0	0	0	0	-161	87	-161	87
7.6.2 U.S. Trainer/Enabler	0	0	0	0	0	0	0	0	-2,088	4,309	-2,088	4,309
7.0 Other Support Sub-Total	0	0	0	0	1,614	1,727	0	0	-2,249	4,396	-635	6,123
Afghanistan Security Forces Fund, Army												
7.3.02 Defense Forces Sustainment	0	0	0	0	1,705,239	1,704,746	0	0	0	0	1,705,239	1,704,746
7.3.03 Defense Forces Infrastructure	0	0	0	0	-83,435	40,243	0	0	0	0	-83,435	40,243
7.3.04 Defense Forces Equipment and Transportation	0	0	0	0	95,651	25,932	0	0	0	0	95,651	25,932
7.3.05 Defense Forces Training and Operations	0	0	0	0	151,883	130,154	0	0	0	0	151,883	130,154
7.3.07 Interior Forces Sustainment	0	0	0	0	331,303	372,728	0	0	0	0	331,303	372,728
7.3.08 Interior Forces Infrastructure	0	0	0	0	-1,225	5,478	0	0	0	0	-1,225	5,478
7.3.09 Interior Forces Equipment	0	0	0	0	1,993	8,567	0	0	0	0	1,993	8,567
7.3.10 Interior Forces Training and Operations	0	0	-2,821	-2,737	42,565	74,242	0	0	0	0	39,744	71,505
7.3.14 Detainee Operations Sustainment	0	0	0	0	-1	0	0	0	0	0	-1	0
7.3.20 Other	0	0	0	0	-26,935	90,261	0	0	0	0	-26,935	90,261
7.0 Other Support Sub-Total	0	0	-2,821	-2,737	2,217,038	2,452,351	0	0	0	0	2,214,217	2,449,614
Afghanistan Infrastructure Fund, Army												
7.5.1 Afghanistan Infrastructure Fund - Power	0	0	-89	1,095	0	0	0	0	0	0	-89	1,095

COST OF WAR
Operation and Maintenance (O&M) Summary Execution by Operation, Component, Appropriation and Cost Breakdown Structure (CBS)
Fiscal Year 2007 - 2020
(Amounts in Thousands)
As of September 30, 2020

Component and Appropriation	Operation New Dawn (OND) / Post-OND Iraq Activities		Operation Enduring Freedom		Operation Freedom's Sentinel		Operation Noble Eagle		Operation Inherent Resolve		Summary	
	Obligations Year to Date	Disbursements Year to Date	Obligations Year to Date	Disbursements Year to Date	Obligations Year to Date	Disbursements Year to Date	Obligations Year to Date	Disbursements Year to Date	Obligations Year to Date	Disbursements Year to Date	Obligations Year to Date	Disbursements Year to Date
7.0 Other Support Sub-Total	0	0	-89	1,095	0	0	0	0	0	0	-89	1,095
Iraq Train and Equip Fund												
7.7.1 Defense Forces	0	0	0	0	0	0	0	0	-14,959	-3,516	-14,959	-3,516
7.0 Other Support Sub-Total	0	0	0	0	0	0	0	0	-14,959	-3,516	-14,959	-3,516
Army Reserve Total	0	0	0	0	7,251	16,108	0	0	258	178	7,509	16,286
Operation and Maintenance, Army Reserve												
1.2.1 Civilian Premium Pay	0	0	0	0	61	61	0	0	0	0	61	61
1.0 Personnel Sub-Total	0	0	0	0	61	61	0	0	0	0	61	61
2.1 Temporary Duty (TDY)/Additional Duty (TAD)	0	0	0	0	2,321	2,743	0	0	107	91	2,428	2,834
2.3 Medical Support/Health Services	0	0	0	0	49	138	0	0	0	0	49	138
2.5 Other Personnel Support	0	0	0	0	887	3,078	0	0	0	0	887	3,078
2.0 Personnel Support Sub-Total	0	0	0	0	3,257	5,959	0	0	107	91	3,364	6,050
3.2 Operations (OPTEMPO) (Fuel, Other POL, Parts)	0	0	0	0	3,496	4,659	0	0	74	43	3,570	4,702
3.3 Other Supplies & Equipment	0	0	0	0	273	1,782	0	0	20	17	293	1,799
3.4 Facilities/Base Support	0	0	0	0	-37	495	0	0	0	0	-37	495
3.6 (C4I)	0	0	0	0	107	1,184	0	0	57	27	164	1,211
3.7 Other Services and Miscellaneous Contracts	0	0	0	0	568	1,918	0	0	0	0	568	1,918
3.0 Operating Support Sub-Total	0	0	0	0	4,407	10,038	0	0	151	87	4,558	10,125
4.4 Port Handling/Inland Transportation	0	0	0	0	-474	50	0	0	0	0	-474	50
4.0 Transportation Sub-Total	0	0	0	0	-474	50	0	0	0	0	-474	50
Army National Guard Total	0	0	0	0	71,025	76,627	0	0	5,837	2,377	76,862	79,004
Operation and Maintenance, Army Natl Guard												
1.2.1 Civilian Premium Pay	0	0	0	0	-2	2	0	0	0	0	-2	2
1.0 Personnel Sub-Total	0	0	0	0	-2	2	0	0	0	0	-2	2
2.1 Temporary Duty (TDY)/Additional Duty (TAD)	0	0	0	0	114	159	0	0	0	0	114	159
2.2 Clothing and Other Personnel Equipment & Supplies	0	0	0	0	21	307	0	0	0	0	21	307
2.3 Medical Support/Health Services	0	0	0	0	473	666	0	0	0	0	473	666
2.4 Reserve Component Activation/Deactivation	0	0	0	0	5,185	5,284	0	0	0	0	5,185	5,284
2.5 Other Personnel Support	0	0	0	0	416	736	0	0	0	0	416	736
2.0 Personnel Support Sub-Total	0	0	0	0	6,209	7,152	0	0	0	0	6,209	7,152
3.1 Training	0	0	0	0	39	122	0	0	0	0	39	122
3.2 Operations (OPTEMPO) (Fuel, Other POL, Parts)	0	0	0	0	26,529	33,749	0	0	5,248	1,962	31,777	35,711
3.3 Other Supplies & Equipment	0	0	0	0	9,432	12,428	0	0	216	211	9,648	12,639
3.4 Facilities/Base Support	0	0	0	0	3,148	1,925	0	0	0	0	3,148	1,925
3.5.4 Contractor Logistics Support	0	0	0	0	399	1,134	0	0	0	0	399	1,134
3.6 (C4I)	0	0	0	0	19,374	13,111	0	0	220	118	19,594	13,229
3.7 Other Services and Miscellaneous Contracts	0	0	0	0	5,999	5,671	0	0	0	0	5,999	5,671
3.0 Operating Support Sub-Total	0	0	0	0	64,920	68,140	0	0	5,684	2,291	70,604	70,431
4.4 Port Handling/Inland Transportation	0	0	0	0	-102	1,333	0	0	153	86	51	1,419
4.0 Transportation Sub-Total	0	0	0	0	-102	1,333	0	0	153	86	51	1,419
Navy/Marine Corps Total	-119,595	-119,964	-325,478	-282,816	6,721,896	6,353,140	0	0	545,504	331,883	6,822,327	6,282,243
Navy Total	0	0	227,282	252,850	5,905,462	5,684,710	0	0	538,409	333,988	6,671,153	6,271,548
Navy Active Total	0	0	227,282	252,850	5,883,141	5,674,192	0	0	537,899	333,988	6,648,322	6,261,030
Operation and Maintenance, Navy												
1.2.1 Civilian Premium Pay	0	0	580	648	1,608	1,366	0	0	160	160	2,348	2,174
1.2.2 Civilian Temporary Hires	0	0	29	29	293	242	0	0	0	0	322	271
1.0 Personnel Sub-Total	0	0	609	677	1,901	1,608	0	0	160	160	2,670	2,445
2.1 Temporary Duty (TDY)/Additional Duty (TAD)	0	0	41,594	41,641	42,243	50,809	0	0	2,931	1,509	86,768	93,959
2.2 Clothing and Other Personnel Equipment & Supplies	0	0	0	0	23,725	23,912	0	0	76	70	23,801	23,982
2.3 Medical Support/Health Services	0	0	0	0	7,943	4,867	0	0	7,074	2,985	15,017	7,852
2.5 Other Personnel Support	0	0	6,145	6,145	803	2,356	0	0	0	0	6,948	8,501
2.7 Body Armor	0	0	0	0	2,852	301	0	0	0	0	2,852	301

COST OF WAR
Operation and Maintenance (O&M) Summary Execution by Operation, Component, Appropriation and Cost Breakdown Structure (CBS)
Fiscal Year 2007 - 2020
(Amounts in Thousands)
As of September 30, 2020

Component and Appropriation	Operation New Dawn (OND) / Post-OND Iraq Activities		Operation Enduring Freedom		Operation Freedom's Sentinel		Operation Noble Eagle		Operation Inherent Resolve		Summary	
	Obligations Year to Date	Disbursements Year to Date	Obligations Year to Date	Disbursements Year to Date	Obligations Year to Date	Disbursements Year to Date	Obligations Year to Date	Disbursements Year to Date	Obligations Year to Date	Disbursements Year to Date	Obligations Year to Date	Disbursements Year to Date
2.0 Personnel Support Sub-Total	0	0	47,739	47,786	77,566	82,245	0	0	10,081	4,564	135,386	134,595
3.1 Training	0	0	39,853	41,152	38,432	22,138	0	0	0	0	78,285	63,290
3.2 Operations (OPTEMPO) (Fuel, Other POL, Parts)	0	0	1	442	880,640	905,973	0	0	328,980	192,471	1,209,621	1,098,886
3.2.1 MRAP Vehicles Operation	0	0	0	0	12	12	0	0	0	0	12	12
3.3 Other Supplies & Equipment	0	0	20	116	285,387	338,330	0	0	13,277	6,284	298,684	344,730
3.4 Facilities/Base Support	0	0	1,305	1,314	158,362	101,635	0	0	2,252	1,244	161,919	104,193
3.4.1 MRAP Vehicles Facilities and Base Support	0	0	0	26	0	0	0	0	0	0	0	26
3.5.1 Organization Level Maintenance	0	0	0	0	202,137	177,959	0	0	15,598	6,345	217,735	184,304
3.5.2 Intermediate Level Maintenance	0	0	987	987	6,886	13,591	0	0	7,950	2,085	15,823	16,663
3.5.3 Depot Level Maintenance	0	0	120,608	121,631	3,016,348	2,791,560	0	0	38,928	27,330	3,175,884	2,940,521
3.5.4 Contractor Logistics Support	0	0	0	2,093	11,349	13,699	0	0	5,610	2,654	16,959	18,446
3.5.6 MRAP Vehicles Equipment Maintenance	0	0	0	149	0	15	0	0	0	0	0	164
3.6 (C4I)	0	0	867	3,219	113,604	125,514	0	0	0	0	114,471	128,733
3.7 Other Services and Miscellaneous Contracts	0	0	15,240	18,320	408,939	397,883	0	0	111,664	87,453	535,843	503,656
3.8 IED Operation	0	0	0	0	204	204	0	0	0	0	204	204
3.0 Operating Support Sub-Total	0	0	178,881	189,449	5,122,300	4,888,513	0	0	524,259	325,866	5,825,440	5,403,828
4.1 Airlift	0	0	0	13,129	144,474	199,572	0	0	3,392	3,391	147,866	216,092
4.2 Sealift	0	0	0	0	454,081	434,430	0	0	0	0	454,081	434,430
4.4 Port Handling/Inland Transportation	0	0	0	1,746	4,681	5,408	0	0	1	1	4,682	7,155
4.5 Other Transportation	0	0	53	55	2,912	1,270	0	0	6	6	2,971	1,331
4.6 Second Destination Transportation	0	0	0	8	75,226	61,097	0	0	0	0	75,226	61,105
4.7 MRAP Vehicles Transportation	0	0	0	0	0	49	0	0	0	0	0	49
4.0 Transportation Sub-Total	0	0	53	14,938	681,374	701,826	0	0	3,399	3,398	684,826	720,162
Navy Reserve Total	0	0	0	0	22,321	10,518	0	0	510	0	22,831	10,518
Operation and Maintenance, Navy Reserve												
2.1 Temporary Duty (TDY)/Additional Duty (TAD)	0	0	0	0	78	78	0	0	0	0	78	78
2.2 Clothing and Other Personnel Equipment & Supplies	0	0	0	0	76	12	0	0	0	0	76	12
2.4 Reserve Component Activation/Deactivation	0	0	0	0	1,356	628	0	0	0	0	1,356	628
2.0 Personnel Support Sub-Total	0	0	0	0	1,510	718	0	0	0	0	1,510	718
3.1 Training	0	0	0	0	374	305	0	0	0	0	374	305
3.2 Operations (OPTEMPO) (Fuel, Other POL, Parts)	0	0	0	0	4,133	2,104	0	0	0	0	4,133	2,104
3.3 Other Supplies & Equipment	0	0	0	0	1,300	29	0	0	0	0	1,300	29
3.4 Facilities/Base Support	0	0	0	0	861	0	0	0	0	0	861	0
3.5.3 Depot Level Maintenance	0	0	0	0	12,393	5,968	0	0	0	0	12,393	5,968
3.7 Other Services and Miscellaneous Contracts	0	0	0	0	1,750	1,394	0	0	510	0	2,260	1,394
3.0 Operating Support Sub-Total	0	0	0	0	20,811	9,800	0	0	510	0	21,321	9,800
Marine Corps Total	-119,595	-119,964	-552,760	-535,666	816,434	668,430	0	0	7,095	-2,105	151,174	10,695
Marine Corps Active Total	-119,595	-119,964	-552,760	-535,666	819,020	675,576	0	0	7,095	-2,105	153,760	17,841
Operation and Maintenance, Marine Corps												
1.1.7 Other Military Personnel (Special Pay)	0	0	0	0	-1,500	-1,500	0	0	0	0	-1,500	-1,500
1.2.1 Civilian Premium Pay	0	0	-623	-626	6,585	8,163	0	0	0	0	5,962	7,537
1.2.2 Civilian Temporary Hires	0	0	-2,498	-2,972	165	165	0	0	0	0	-2,333	-2,807
1.2.3 MRAP Vehicles	0	0	0	-1	0	0	0	0	0	0	0	-1
1.0 Personnel Sub-Total	0	0	-3,121	-3,599	5,250	6,828	0	0	0	0	2,129	3,229
2.1 Temporary Duty (TDY)/Additional Duty (TAD)	-13	-13	-28,115	-28,051	36,396	62,962	0	0	-1,501	508	6,767	35,406
2.2 Clothing and Other Personnel Equipment & Supplies	0	0	-52,880	-52,646	592	105	0	0	0	0	-52,288	-52,541
2.2.1 Organizational Clothing	0	0	-256	-256	0	0	0	0	0	0	-256	-256
2.3 Medical Support/Health Services	0	0	-1,889	-1,888	32,254	23,283	0	0	0	0	30,365	21,395
2.4 Reserve Component Activation/Deactivation	0	0	-5,158	-5,120	36	-2	0	0	-253	-253	-5,375	-5,375
2.5 Other Personnel Support	0	0	-5,934	-5,911	9	-48	0	0	-7	-7	-5,932	-5,966
2.0 Personnel Support Sub-Total	-13	-13	-94,232	-93,872	69,287	86,300	0	0	-1,761	248	-26,719	-7,337
3.1 Training	0	0	-3,158	-3,157	-26,016	-23,996	0	0	53	122	-29,121	-27,031
3.2 Operations (OPTEMPO) (Fuel, Other POL, Parts)	0	0	-37,045	-36,660	80,039	101,641	0	0	113	173	43,107	65,154
3.2.1 MRAP Vehicles Operation	0	0	-148	-68	80	0	0	0	0	0	-68	-68
3.3 Other Supplies & Equipment	0	0	-49,037	-46,119	301,663	175,927	0	0	863	6,468	253,489	136,276
3.4 Facilities/Base Support	0	0	-21,465	-21,436	94,683	62,979	0	0	841	727	74,059	42,270
3.5.1 Organization Level Maintenance	0	0	-26,619	-25,517	-17,501	-17,245	0	0	0	0	-44,120	-42,762

COST OF WAR
Operation and Maintenance (O&M) Summary Execution by Operation, Component, Appropriation and Cost Breakdown Structure (CBS)
Fiscal Year 2007 - 2020
(Amounts in Thousands)
As of September 30, 2020

Component and Appropriation	Operation New Dawn (OND) / Post-OND Iraq Activities		Operation Enduring Freedom		Operation Freedom's Sentinel		Operation Noble Eagle		Operation Inherent Resolve		Summary	
	Obligations Year to Date	Disbursements Year to Date	Obligations Year to Date	Disbursements Year to Date	Obligations Year to Date	Disbursements Year to Date	Obligations Year to Date	Disbursements Year to Date	Obligations Year to Date	Disbursements Year to Date	Obligations Year to Date	Disbursements Year to Date
3.5.2 Intermediate Level Maintenance	0	0	0	0	-301	-301	0	0	0	-38,326	-301	-38,627
3.5.3 Depot Level Maintenance	-119,403	-119,773	-7,927	-7,921	-281,588	-280,110	0	0	-1,274	0	-410,192	-407,804
3.5.4 Contractor Logistics Support	0	0	-32,937	-28,584	115,829	91,388	0	0	286	1,422	83,178	64,226
3.5.6 MRAP Vehicles Equipment Maintenance	0	0	-11,038	-10,984	-559	-3,573	0	0	0	0	-11,597	-14,557
3.6 (C4I)	0	0	-19,060	-19,042	26,889	16,652	0	0	-23	7,527	7,806	5,137
3.7 Other Services and Miscellaneous Contracts	-179	-178	-239,322	-230,110	343,171	349,106	0	0	6,644	18,233	110,314	137,051
3.0 Operating Support Sub-Total	-119,582	-119,951	-447,756	-429,598	636,389	472,468	0	0	7,503	-3,654	76,554	-80,735
4.1 Airlift	0	0	-849	-849	7,762	13,229	0	0	9	9	6,922	12,389
4.2 Sealift	0	0	-431	-1,536	26,342	30,336	0	0	0	0	25,911	28,800
4.4 Port Handling/Inland Transportation	0	0	-127	-127	8,162	2,971	0	0	0	0	8,035	2,844
4.5 Other Transportation	0	0	-6,244	-6,085	80,950	80,504	0	0	1,344	1,292	76,050	75,711
4.6 Second Destination Transportation	0	0	0	0	-15,381	-16,847	0	0	0	0	-15,381	-16,847
4.8 Retrograde of Personnel and Equipment	0	0	0	0	259	-213	0	0	0	0	259	-213
4.0 Transportation Sub-Total	0	0	-7,651	-8,597	108,094	109,980	0	0	1,353	1,301	101,796	102,684
Marine Corps Reserve Total	0	0	0	0	-2,586	-7,146	0	0	0	0	-2,586	-7,146
Operation and Maintenance, USMC Reserve												
1.2.1 Civilian Premium Pay	0	0	0	0	31	30	0	0	0	0	31	30
1.0 Personnel Sub-Total	0	0	0	0	31	30	0	0	0	0	31	30
2.1 Temporary Duty (TDY)/Additional Duty (TAD)	0	0	0	0	-8,668	-8,591	0	0	0	0	-8,668	-8,591
2.2 Clothing and Other Personnel Equipment & Supplies	0	0	0	0	-274	-266	0	0	0	0	-274	-266
2.4 Reserve Component Activation/Deactivation	0	0	0	0	-119	-118	0	0	0	0	-119	-118
2.0 Personnel Support Sub-Total	0	0	0	0	-9,061	-8,975	0	0	0	0	-9,061	-8,975
3.2 Operations (OPTEMPO) (Fuel, Other POL, Parts)	0	0	0	0	7,080	2,472	0	0	0	0	7,080	2,472
3.3 Other Supplies & Equipment	0	0	0	0	54	54	0	0	0	0	54	54
3.4 Facilities/Base Support	0	0	0	0	87	0	0	0	0	0	87	0
3.6 (C4I)	0	0	0	0	-777	-727	0	0	0	0	-777	-727
3.0 Operating Support Sub-Total	0	0	0	0	6,444	1,799	0	0	0	0	6,444	1,799
Air Force Total	-501	-4	-11,339	5,427	7,044,792	6,733,811	9,025	7,269	1,756,416	1,787,079	8,798,393	8,533,582
Air Force Active Total	-501	-4	-11,339	5,427	6,844,984	6,651,274	9,025	7,269	1,756,416	1,787,079	8,598,585	8,451,045
Operation and Maintenance, Air Force												
1.2.2 Civilian Temporary Hires	0	0	-3	-1	60,960	58,301	187	141	3,232	3,685	64,376	62,126
1.0 Personnel Sub-Total	0	0	-3	-1	60,960	58,301	187	141	3,232	3,685	64,376	62,126
2.1 Temporary Duty (TDY)/Additional Duty (TAD)	0	0	-82	-105	205,597	170,996	5,422	4,502	18,102	15,181	229,039	190,574
2.2 Clothing and Other Personnel Equipment & Supplies	0	0	0	0	5,906	5,508	0	0	180	204	6,086	5,712
2.3 Medical Support/Health Services	0	0	-3	0	15,647	22,978	88	94	1,108	1,975	16,840	25,047
2.5 Other Personnel Support	0	0	-26	17	45,870	52,998	0	0	25,078	22,646	70,922	75,661
2.7 Body Armor	0	0	0	0	-205	1,564	0	0	0	0	-205	1,564
2.0 Personnel Support Sub-Total	0	0	-111	-88	272,815	254,044	5,510	4,596	44,468	40,006	322,682	298,558
3.1 Training	0	0	-22	-1	31,489	32,274	0	0	34	2,901	31,501	35,174
3.2 Operations (OPTEMPO) (Fuel, Other POL, Parts)	0	0	0	0	564,732	566,288	362	362	1,306,361	1,306,361	1,871,455	1,873,011
3.3 Other Supplies & Equipment	-6	-1	-594	550	753,024	628,149	178	206	45,685	49,822	798,726	678,726
3.4 Facilities/Base Support	0	0	-199	83	283,140	188,611	1,149	674	58,101	61,450	342,191	250,818
3.5.3 Depot Level Maintenance	0	0	-7,999	2,942	1,578,031	1,533,154	0	0	486	1,543	1,570,518	1,537,639
3.6 (C4I)	-150	0	-2,728	33	905,243	685,887	0	0	18,534	20,102	920,899	706,022
3.7 Other Services and Miscellaneous Contracts	-345	0	472	1,634	1,467,737	1,584,793	841	945	151,687	164,479	1,620,392	1,751,851
3.0 Operating Support Sub-Total	-501	-1	-11,070	5,241	5,583,396	5,219,156	2,530	2,187	1,580,888	1,606,658	7,155,243	6,833,241
4.1 Airlift	0	-3	72	273	849,974	1,024,022	349	0	117,396	124,225	967,791	1,148,517
4.2 Sealift	0	0	0	0	192	2,748	0	0	0	0	192	2,748
4.4 Port Handling/Inland Transportation	0	0	0	0	5,219	22,091	0	0	0	0	5,219	22,091
4.5 Other Transportation	0	0	-227	2	70,225	67,681	449	345	10,509	12,389	80,956	80,417
4.8 Retrograde of Personnel and Equipment	0	0	0	0	2,336	3,089	0	0	7	7	2,343	3,096
4.0 Transportation Sub-Total	0	-3	-155	275	927,946	1,119,631	798	345	127,912	136,621	1,056,501	1,256,869
6.1.4 Communication & Electronic Equip Procurement	0	0	0	0	-133	142	0	0	0	0	-133	142
6.0 Investment Sub-Total	0	0	0	0	-133	142	0	0	0	0	-133	142

COST OF WAR
Operation and Maintenance (O&M) Summary Execution by Operation, Component, Appropriation and Cost Breakdown Structure (CBS)
Fiscal Year 2007 - 2020
(Amounts in Thousands)
As of September 30, 2020

Component and Appropriation	Operation New Dawn (OND) / Post-OND Iraq Activities		Operation Enduring Freedom		Operation Freedom's Sentinel		Operation Noble Eagle		Operation Inherent Resolve		Summary	
	Obligations Year to Date	Disbursements Year to Date	Obligations Year to Date	Disbursements Year to Date	Obligations Year to Date	Disbursements Year to Date	Obligations Year to Date	Disbursements Year to Date	Obligations Year to Date	Disbursements Year to Date	Obligations Year to Date	Disbursements Year to Date
7.6.2 U.S. Trainer/Enabler	0	0	0	0	0	0	0	0	-84	109	-84	109
7.0 Other Support Sub-Total	0	0	0	0	0	0	0	0	-84	109	-84	109
Air Force Reserve Total	0	0	0	0	31,958	26,973	0	0	0	0	31,958	26,973
Operation and Maintenance, Air Force Reserve												
2.1 Temporary Duty (TDY)/Additional Duty (TAD)	0	0	0	0	1,702	1,389	0	0	0	0	1,702	1,389
2.0 Personnel Support Sub-Total	0	0	0	0	1,702	1,389	0	0	0	0	1,702	1,389
3.3 Other Supplies & Equipment	0	0	0	0	192	96	0	0	0	0	192	96
3.4 Facilities/Base Support	0	0	0	0	3,568	0	0	0	0	0	3,568	0
3.5.3 Depot Level Maintenance	0	0	0	0	26,496	25,488	0	0	0	0	26,496	25,488
3.0 Operating Support Sub-Total	0	0	0	0	30,256	25,584	0	0	0	0	30,256	25,584
Air Force National Guard Total	0	0	0	0	167,850	55,564	0	0	0	0	167,850	55,564
Operation and Maintenance, Air Natl Guard												
2.1 Temporary Duty (TDY)/Additional Duty (TAD)	0	0	0	0	552	488	0	0	0	0	552	488
2.0 Personnel Support Sub-Total	0	0	0	0	552	488	0	0	0	0	552	488
3.1 Training	0	0	0	0	126	12	0	0	0	0	126	12
3.3 Other Supplies & Equipment	0	0	0	0	996	751	0	0	0	0	996	751
3.4 Facilities/Base Support	0	0	0	0	672	636	0	0	0	0	672	636
3.5.3 Depot Level Maintenance	0	0	0	0	61,208	11,897	0	0	0	0	61,208	11,897
3.5.4 Contractor Logistics Support	0	0	0	0	84,419	38,779	0	0	0	0	84,419	38,779
3.6 (C4I)	0	0	0	0	7	2	0	0	0	0	7	2
3.7 Other Services and Miscellaneous Contracts	0	0	0	0	19,870	2,999	0	0	0	0	19,870	2,999
3.0 Operating Support Sub-Total	0	0	0	0	167,298	55,076	0	0	0	0	167,298	55,076
Defense Health Program Total	0	0	72,813	74,474	287,808	280,387	0	0	0	0	360,621	354,861
Defense Health Program, Defense												
2.3 Medical Support/Health Services	0	0	72,813	74,474	287,808	280,387	0	0	0	0	360,621	354,861
2.0 Personnel Support Sub-Total	0	0	72,813	74,474	287,808	280,387	0	0	0	0	360,621	354,861
DODIG Total	-1	0	-395	0	7,601	6,908	0	0	13,978	13,204	21,183	20,112
Office of the Inspector General, Defense												
1.2.1 Civilian Premium Pay	0	0	-120	0	536	536	0	0	982	995	1,398	1,531
1.2.2 Civilian Temporary Hires	0	0	-31	0	6,472	5,762	0	0	11,925	10,702	18,366	16,464
1.0 Personnel Sub-Total	0	0	-151	0	7,008	6,298	0	0	12,907	11,697	19,764	17,995
2.1 Temporary Duty (TDY)/Additional Duty (TAD)	-1	0	-22	0	407	407	0	0	426	614	810	1,021
2.2 Clothing and Other Personnel Equipment & Supplies	0	0	-13	0	15	0	0	0	8	0	10	0
2.2.1 Organizational Clothing	0	0	0	0	0	0	0	0	-2	-53	-2	-53
2.0 Personnel Support Sub-Total	-1	0	-35	0	422	407	0	0	432	561	818	968
3.1 Training	0	0	-3	0	77	37	0	0	80	137	154	174
3.3 Other Supplies & Equipment	0	0	-2	0	47	69	0	0	43	41	88	110
3.4 Facilities/Base Support	0	0	0	0	16	0	0	0	0	0	16	0
3.6 (C4I)	0	0	-38	0	5	0	0	0	0	0	-33	0
3.7 Other Services and Miscellaneous Contracts	0	0	-140	0	26	97	0	0	516	768	402	865
3.0 Operating Support Sub-Total	0	0	-183	0	171	203	0	0	639	946	627	1,149
4.5 Other Transportation	0	0	-26	0	0	0	0	0	0	0	-26	0
4.0 Transportation Sub-Total	0	0	-26	0	0	0	0	0	0	0	-26	0
Defense Agency Total	-231	-18	-2,349	75,302	3,822,955	2,607,739	0	0	630,038	619,970	4,450,413	3,302,993
Operation and Maintenance, Defense-Wide												
1.2.1 Civilian Premium Pay	0	0	8	37	49,235	25,577	0	0	3,495	3,446	52,738	29,060
1.2.2 Civilian Temporary Hires	-195	0	0	5	1,812	2,557	0	0	594	593	2,211	3,155
1.0 Personnel Sub-Total	-195	0	8	42	51,047	28,134	0	0	4,089	4,039	54,949	32,215
2.1 Temporary Duty (TDY)/Additional Duty (TAD)	-14	-16	-99	2,488	97,302	95,579	0	0	17,065	16,028	114,254	114,079
2.2 Clothing and Other Personnel Equipment & Supplies	0	0	0	0	4,593	1,904	0	0	2,583	104	7,176	2,008
2.3 Medical Support/Health Services	0	0	-8	60	4,146	3,093	0	0	995	864	5,133	4,017

COST OF WAR
Operation and Maintenance (O&M) Summary Execution by Operation, Component, Appropriation and Cost Breakdown Structure (CBS)
Fiscal Year 2007 - 2020
(Amounts in Thousands)
As of September 30, 2020

Component and Appropriation	Operation New Dawn (OND) / Post-OND Iraq Activities		Operation Enduring Freedom		Operation Freedom's Sentinel		Operation Noble Eagle		Operation Inherent Resolve		Summary	
	Obligations Year to Date	Disbursements Year to Date	Obligations Year to Date	Disbursements Year to Date	Obligations Year to Date	Disbursements Year to Date	Obligations Year to Date	Disbursements Year to Date	Obligations Year to Date	Disbursements Year to Date	Obligations Year to Date	Disbursements Year to Date
2.5 Other Personnel Support	0	0	-51	161	29,104	131,578	0	0	0	0	29,053	131,739
2.0 Personnel Support Sub-Total	-14	-16	-158	2,709	135,145	232,154	0	0	20,643	16,996	155,616	251,843
3.1 Training	0	0	0	3,799	21,006	10,995	0	0	2,135	396	23,141	15,190
3.2 Operations (OPTEMPO) (Fuel, Other POL, Parts)	0	0	-6	6,495	160,815	107,668	0	0	51,160	47,214	211,969	161,377
3.2.7 Other	0	0	0	0	453	448	0	0	0	0	453	448
3.3 Other Supplies & Equipment	0	0	-1,295	10,282	175,290	109,986	0	0	17,956	7,865	191,951	128,133
3.4 Facilities/Base Support	0	0	0	521	1,894	1,120	0	0	0	0	1,894	1,641
3.5.1 Organization Level Maintenance	0	0	0	-14,701	5,979	1,434	0	0	326	10,249	6,305	-3,018
3.5.2 Intermediate Level Maintenance	0	0	0	0	4,164	2,193	0	0	208	177	4,372	2,370
3.5.3 Depot Level Maintenance	0	0	0	0	34,179	6,110	0	0	0	0	34,179	6,110
3.5.4 Contractor Logistics Support	0	0	270	-28,832	365,158	361,992	0	0	102,265	121,946	467,693	455,106
3.5.6 MRAP Vehicles Equipment Maintenance	0	0	0	0	74,044	16,664	0	0	0	0	74,044	16,664
3.6 (C4I)	0	0	-57	1	752,156	395,309	0	0	131,204	135,671	883,303	530,981
3.7 Other Services and Miscellaneous Contracts	-22	-2	-1,102	30,039	1,644,675	1,061,416	0	0	298,135	260,181	1,941,686	1,351,634
3.0 Operating Support Sub-Total	-22	-2	-2,190	7,604	3,239,813	2,075,335	0	0	603,389	583,699	3,840,990	2,666,636
4.1 Airlift	0	0	5	1,972	307,305	220,912	0	0	0	14,327	307,310	237,211
4.2 Sealift	0	0	110	-3,528	341	636	0	0	0	0	451	-2,892
4.4 Port Handling/Inland Transportation	0	0	0	0	2,258	1,861	0	0	1,199	349	3,457	2,210
4.5 Other Transportation	0	0	-110	66,503	42,713	31,538	0	0	718	560	43,321	98,601
4.6 Second Destination Transportation	0	0	-14	0	50	43	0	0	0	0	36	43
4.0 Transportation Sub-Total	0	0	-9	64,947	352,667	254,990	0	0	1,917	15,236	354,575	335,173
6.1.4 Communication & Electronic Equip Procurement	0	0	0	0	0	58	0	0	0	0	0	58
6.0 Investment Sub-Total	0	0	0	0	0	58	0	0	0	0	0	58
7.2.1 Transportation Support	0	0	0	0	4,378	6	0	0	0	0	4,378	6
7.2.2 Logistic Support	0	0	0	0	39,905	17,062	0	0	0	0	39,905	17,062
7.0 Other Support Sub-Total	0	0	0	0	44,283	17,068	0	0	0	0	44,283	17,068

COST OF WAR
Operation and Maintenance (O&M) Summary Execution by Operation and Cost Breakdown Structure (CBS)
Beginning Fiscal Year - 2020
(Amounts in Thousands)
As of September 30, 2020

	Operation New Dawn (OND) / Post-OND Iraq Activities		Operation Enduring Freedom		Operation Freedom's Sentinel		Operation Noble Eagle		Operation Inherent Resolve		Summary	
	Obligations Year to Date	Disbursements Year to Date	Obligations Year to Date	Disbursements Year to Date	Obligations Year to Date	Disbursements Year to Date	Obligations Year to Date	Disbursements Year to Date	Obligations Year to Date	Disbursements Year to Date	Obligations Year to Date	Disbursements Year to Date
CBS Summary												
O&M CBS Summary Total	0	0	0	0	33,663,958	18,205,546	60,162	36,076	4,920,126	3,066,296	38,644,246	21,307,918
1.0 Personnel Costs	0	0	0	0	248,396	180,424	874	494	27,464	22,553	276,734	203,471
2.0 Personnel Support Costs	0	0	0	0	1,766,925	1,146,483	14,974	12,794	143,204	94,961	1,925,103	1,254,238
3.0 Operating Support Costs	0	0	0	0	27,251,530	13,403,135	41,575	20,928	4,463,060	2,727,146	31,756,165	16,151,209
4.0 Transportation Costs	0	0	0	0	3,539,485	2,789,899	2,739	1,860	286,398	221,636	3,828,622	3,013,395
7.0 Other Support Costs	0	0	0	0	857,622	685,605	0	0	0	0	857,622	685,605
1.2.1 Civilian Premium Pay	0	0	0	0	161,905	111,479	689	486	10,821	7,617	173,415	119,582
1.2.2 Civilian Temporary Hires	0	0	0	0	86,491	68,945	185	8	16,643	14,936	103,319	83,889
1.0 Personnel Sub-Total	0	0	0	0	248,396	180,424	874	494	27,464	22,553	276,734	203,471
2.1 Temporary Duty (TDY)/Additional Duty (TAD)	0	0	0	0	672,543	474,294	14,842	12,727	82,793	52,819	770,178	539,840
2.2 Clothing and Other Personnel Equipment & Supplies	0	0	0	0	501,269	193,099	0	0	2,870	378	504,139	193,477
2.3 Medical Support/Health Services	0	0	0	0	462,618	386,246	132	67	26,006	19,929	488,756	406,242
2.4 Reserve Component Activation/Deactivation	0	0	0	0	7,048	4,362	0	0	0	0	7,048	4,362
2.5 Other Personnel Support	0	0	0	0	117,247	85,155	0	0	31,535	21,835	148,782	106,990
2.6 Rest & Recreation	0	0	0	0	3,026	3,026	0	0	0	0	3,026	3,026
2.7 Body Armor	0	0	0	0	3,174	301	0	0	0	0	3,174	301
2.0 Personnel Support Sub-Total	0	0	0	0	1,766,925	1,146,483	14,974	12,794	143,204	94,961	1,925,103	1,254,238
3.1 Training	0	0	0	0	199,857	92,851	62	0	3,572	612	203,491	93,463
3.2 Operations (OPTEMPO) (Fuel, Other POL, Parts)	0	0	0	0	3,013,147	2,516,992	1,535	1,058	1,794,951	1,534,721	4,809,633	4,052,771
3.2.1 MRAP Vehicles Operation	0	0	0	0	12	12	0	0	0	0	12	12
3.2.7 Other	0	0	0	0	453	448	0	0	0	0	453	448
3.3 Other Supplies & Equipment	0	0	0	0	2,626,797	1,481,756	494	437	152,653	94,747	2,779,944	1,576,940
3.4 Facilities/Base Support	0	0	0	0	1,457,941	499,085	4,562	1,590	275,461	136,045	1,737,964	636,720
3.5.1 Organization Level Maintenance	0	0	0	0	463,122	328,641	0	0	18,305	6,668	481,427	335,309
3.5.2 Intermediate Level Maintenance	0	0	0	0	240,175	152,449	0	0	17,348	4,684	257,523	157,133
3.5.3 Depot Level Maintenance	0	0	0	0	5,393,061	2,590,174	0	0	45,428	31,824	5,438,489	2,621,998
3.5.4 Contractor Logistics Support	0	0	0	0	1,487,977	639,359	25,701	11,044	240,257	53,975	1,753,935	704,378
3.5.6 MRAP Vehicles Equipment Maintenance	0	0	0	0	89,549	20,789	0	0	0	0	89,549	20,789
3.6 (C4I)	0	0	0	0	4,619,308	1,920,164	575	399	634,501	259,414	5,254,384	2,179,977
3.7 Other Services and Miscellaneous Contracts	0	0	0	0	7,651,559	3,156,258	8,646	6,400	1,280,584	604,456	8,940,789	3,767,114
3.8 IED Operation	0	0	0	0	204	204	0	0	0	0	204	204
3.9 Psychological Operations (Information Operations)	0	0	0	0	8,368	3,953	0	0	0	0	8,368	3,953
3.0 Operating Support Sub-Total	0	0	0	0	27,251,530	13,403,135	41,575	20,928	4,463,060	2,727,146	31,756,165	16,151,209
4.1 Airlift	0	0	0	0	1,706,888	1,445,723	349	0	198,040	178,161	1,905,277	1,623,884
4.2 Sealift	0	0	0	0	483,062	454,324	0	0	3,614	3,614	486,676	457,938
4.3 Ready Reserve Force/Fast Sealift Ships	0	0	0	0	20,000	0	0	0	0	0	20,000	0
4.4 Port Handling/Inland Transportation	0	0	0	0	391,112	217,367	1,941	1,515	66,629	26,033	459,682	244,915
4.5 Other Transportation	0	0	0	0	196,060	151,061	449	345	15,305	11,080	211,814	162,486
4.6 Second Destination Transportation	0	0	0	0	739,559	519,720	0	0	2,803	2,741	742,362	522,461
4.8 Retrograde of Personnel and Equipment	0	0	0	0	2,804	1,704	0	0	7	7	2,811	1,711
4.0 Transportation Sub-Total	0	0	0	0	3,539,485	2,789,899	2,739	1,860	286,398	221,636	3,828,622	3,013,395
7.2.1 Transportation Support	0	0	0	0	5,911	6	0	0	0	0	5,911	6
7.2.2 Logistic Support	0	0	0	0	39,922	4,579	0	0	0	0	39,922	4,579
7.3.02 Defense Forces Sustainment	0	0	0	0	508,399	413,277	0	0	0	0	508,399	413,277
7.3.04 Defense Forces Equipment and Transportation	0	0	0	0	68,283	68,253	0	0	0	0	68,283	68,253
7.3.05 Defense Forces Training and Operations	0	0	0	0	108,904	82,723	0	0	0	0	108,904	82,723
7.3.07 Interior Forces Sustainment	0	0	0	0	117,693	90,274	0	0	0	0	117,693	90,274
7.3.10 Interior Forces Training and Operations	0	0	0	0	6,818	1,825	0	0	0	0	6,818	1,825
7.3.20 Other	0	0	0	0	0	22,976	0	0	0	0	0	22,976
7.4.1 Afghanistan (CERP)	0	0	0	0	1,692	1,692	0	0	0	0	1,692	1,692
7.0 Other Support Sub-Total	0	0	0	0	857,622	685,605	0	0	0	0	857,622	685,605

COST OF WAR
Operation and Maintenance (O&M) Summary Execution by Operation, Component, and Cost Breakdown Structure (CBS)
Beginning Fiscal Year - 2020
(Amounts in Thousands)
As of September 30, 2020

Component	Operation New Dawn (OND) / Post-OND Iraq Activities		Operation Enduring Freedom		Operation Freedom's Sentinel		Operation Noble Eagle		Operation Inherent Resolve		Summary	
	Obligations Year To Date	Disbursements Year To Date	Obligations Year To Date	Disbursements Year To Date	Obligations Year To Date	Disbursements Year To Date	Obligations Year To Date	Disbursements Year To Date	Obligations Year To Date	Disbursements Year To Date	Obligations Year To Date	Disbursements Year To Date
Grand Total	0	0	0	0	33,663,958	18,205,546	60,162	36,076	4,920,126	3,066,296	38,644,246	21,307,918
Army Total	0	0	0	0	15,135,718	7,797,600	51,298	29,719	2,070,434	978,568	17,257,450	8,805,887
1.2.1 Civilian Premium Pay	0	0	0	0	98,296	85,044	689	486	6,155	3,000	105,140	88,530
1.2.2 Civilian Temporary Hires	0	0	0	0	11,357	276	0	0	13	13	11,370	289
1.0 Personnel Sub-Total	0	0	0	0	109,653	85,320	689	486	6,168	3,013	116,510	88,819
2.1 Temporary Duty (TDY)/Additional Duty (TAD)	0	0	0	0	241,117	135,802	9,283	8,539	43,945	24,068	294,345	168,409
2.2 Clothing and Other Personnel Equipment & Supplies	0	0	0	0	466,321	171,419	0	0	0	0	466,321	171,419
2.3 Medical Support/Health Services	0	0	0	0	43,994	34,303	0	0	16,721	14,943	60,715	49,246
2.4 Reserve Component Activation/Deactivation	0	0	0	0	5,692	3,734	0	0	0	0	5,692	3,734
2.5 Other Personnel Support	0	0	0	0	31,909	16,515	0	0	6,440	3,226	38,349	19,741
2.6 Rest & Recreation	0	0	0	0	3,026	3,026	0	0	0	0	3,026	3,026
2.0 Personnel Support Sub-Total	0	0	0	0	792,059	364,799	9,283	8,539	67,106	42,237	868,448	415,575
3.1 Training	0	0	0	0	45,747	21,827	62	0	1,214	35	47,023	21,862
3.2 Operations (OPTEMPO) (Fuel, Other POL, Parts)	0	0	0	0	1,400,060	1,091,328	1,535	1,058	186,514	70,792	1,588,109	1,163,178
3.3 Other Supplies & Equipment	0	0	0	0	1,137,872	706,644	296	231	74,809	51,784	1,212,977	758,659
3.4 Facilities/Base Support	0	0	0	0	913,554	307,402	3,413	916	215,794	126,659	1,132,761	434,977
3.5.1 Organization Level Maintenance	0	0	0	0	254,654	157,249	0	0	2,381	0	257,035	157,249
3.5.2 Intermediate Level Maintenance	0	0	0	0	227,019	148,096	0	0	9,190	2,422	236,209	150,518
3.5.3 Depot Level Maintenance	0	0	0	0	706,823	230,688	0	0	6,014	4,279	712,837	234,967
3.5.4 Contractor Logistics Support	0	0	0	0	898,759	421,776	25,701	11,044	131,972	34,115	1,056,432	466,935
3.5.6 MRAP Vehicles Equipment Maintenance	0	0	0	0	15,505	4,125	0	0	0	0	15,505	4,125
3.6 (C4I)	0	0	0	0	2,828,652	1,274,271	575	399	499,006	198,312	3,328,233	1,472,982
3.7 Other Services and Miscellaneous Contracts	0	0	0	0	3,620,675	1,364,556	7,803	5,531	724,411	346,780	4,352,889	1,716,867
3.9 Psychological Operations (Information Operations)	0	0	0	0	8,368	3,953	0	0	0	0	8,368	3,953
3.0 Operating Support Sub-Total	0	0	0	0	12,057,688	5,731,915	39,385	19,179	1,851,305	835,178	13,948,378	6,586,272
4.1 Airlift	0	0	0	0	313,663	268,957	0	0	73,513	65,659	387,176	334,616
4.2 Sealift	0	0	0	0	0	0	0	0	3,614	3,614	3,614	3,614
4.3 Ready Reserve Force/Fast Sealift Ships	0	0	0	0	20,000	0	0	0	0	0	20,000	0
4.4 Port Handling/Inland Transportation	0	0	0	0	365,680	205,389	1,941	1,515	65,429	25,683	433,050	232,587
4.5 Other Transportation	0	0	0	0	928	702	0	0	496	443	1,424	1,145
4.6 Second Destination Transportation	0	0	0	0	664,258	459,498	0	0	2,803	2,741	667,061	462,239
4.0 Transportation Sub-Total	0	0	0	0	1,364,529	934,546	1,941	1,515	145,855	98,140	1,512,325	1,034,201
7.3.02 Defense Forces Sustainment	0	0	0	0	508,399	413,277	0	0	0	0	508,399	413,277
7.3.04 Defense Forces Equipment and Transportation	0	0	0	0	68,283	68,253	0	0	0	0	68,283	68,253
7.3.05 Defense Forces Training and Operations	0	0	0	0	108,904	82,723	0	0	0	0	108,904	82,723
7.3.07 Interior Forces Sustainment	0	0	0	0	117,693	90,274	0	0	0	0	117,693	90,274
7.3.10 Interior Forces Training and Operations	0	0	0	0	6,818	1,825	0	0	0	0	6,818	1,825
7.3.20 Other	0	0	0	0	0	22,976	0	0	0	0	0	22,976
7.4.1 Afghanistan (CERP)	0	0	0	0	1,692	1,692	0	0	0	0	1,692	1,692
7.0 Other Support Sub-Total	0	0	0	0	811,789	681,020	0	0	0	0	811,789	681,020
Navy/Marine Corps Total	0	0	0	0	7,269,315	4,811,173	0	0	555,677	294,158	7,824,992	5,105,331
Navy Total	0	0	0	0	6,233,814	4,266,916	0	0	542,063	289,945	6,775,877	4,556,861
1.2.1 Civilian Premium Pay	0	0	0	0	2,218	1,495	0	0	160	160	2,378	1,655
1.2.2 Civilian Temporary Hires	0	0	0	0	293	242	0	0	0	0	293	242
1.0 Personnel Sub-Total	0	0	0	0	2,511	1,737	0	0	160	160	2,671	1,897
2.1 Temporary Duty (TDY)/Additional Duty (TAD)	0	0	0	0	89,064	79,905	0	0	2,931	1,505	91,995	81,410
2.2 Clothing and Other Personnel Equipment & Supplies	0	0	0	0	23,801	15,676	0	0	76	70	23,877	15,746
2.3 Medical Support/Health Services	0	0	0	0	7,943	4,166	0	0	7,074	2,985	15,017	7,151
2.4 Reserve Component Activation/Deactivation	0	0	0	0	1,356	628	0	0	0	0	1,356	628
2.5 Other Personnel Support	0	0	0	0	7,202	4,291	0	0	0	0	7,202	4,291
2.7 Body Armor	0	0	0	0	2,852	301	0	0	0	0	2,852	301
2.0 Personnel Support Sub-Total	0	0	0	0	132,218	104,967	0	0	10,081	4,560	142,299	109,527
3.1 Training	0	0	0	0	83,091	31,690	0	0	0	0	83,091	31,690
3.2 Operations (OPTEMPO) (Fuel, Other POL, Parts)	0	0	0	0	891,079	767,182	0	0	328,980	188,423	1,220,059	955,605
3.2.1 MRAP Vehicles Operation	0	0	0	0	12	12	0	0	0	0	12	12
3.3 Other Supplies & Equipment	0	0	0	0	290,490	260,918	0	0	13,277	6,256	303,767	267,174

COST OF WAR
Operation and Maintenance (O&M) Summary Execution by Operation, Component, and Cost Breakdown Structure (CBS)
Beginning Fiscal Year - 2020
(Amounts in Thousands)
As of September 30, 2020

Component	Operation New Dawn (OND) / Post-OND Iraq Activities		Operation Enduring Freedom		Operation Freedom's Sentinel		Operation Noble Eagle		Operation Inherent Resolve		Summary	
	Obligations Year To Date	Disbursements Year To Date	Obligations Year To Date	Disbursements Year To Date	Obligations Year To Date	Disbursements Year To Date	Obligations Year To Date	Disbursements Year To Date	Obligations Year To Date	Disbursements Year To Date	Obligations Year To Date	Disbursements Year To Date
3.4 Facilities/Base Support	0	0	0	0	184,240	76,933	0	0	2,252	1,244	186,492	78,177
3.5.1 Organization Level Maintenance	0	0	0	0	202,489	169,958	0	0	15,598	6,345	218,087	176,303
3.5.2 Intermediate Level Maintenance	0	0	0	0	8,992	2,160	0	0	7,950	2,085	16,942	4,245
3.5.3 Depot Level Maintenance	0	0	0	0	3,225,484	1,985,420	0	0	38,928	27,330	3,264,412	2,012,750
3.5.4 Contractor Logistics Support	0	0	0	0	11,349	11,085	0	0	5,610	2,654	16,959	13,739
3.6 (C4I)	0	0	0	0	121,755	59,884	0	0	0	0	121,755	59,884
3.7 Other Services and Miscellaneous Contracts	0	0	0	0	385,436	169,305	0	0	115,828	47,490	501,264	216,795
3.8 IED Operation	0	0	0	0	204	204	0	0	0	0	204	204
3.0 Operating Support Sub-Total	0	0	0	0	5,404,621	3,534,751	0	0	528,423	281,827	5,933,044	3,816,578
4.1 Airlift	0	0	0	0	157,564	131,595	0	0	3,392	3,391	160,956	134,986
4.2 Sealift	0	0	0	0	454,081	430,395	0	0	0	0	454,081	430,395
4.4 Port Handling/Inland Transportation	0	0	0	0	4,681	2,098	0	0	1	1	4,682	2,099
4.5 Other Transportation	0	0	0	0	2,912	1,196	0	0	6	6	2,918	1,202
4.6 Second Destination Transportation	0	0	0	0	75,226	60,177	0	0	0	0	75,226	60,177
4.0 Transportation Sub-Total	0	0	0	0	694,464	625,461	0	0	3,399	3,398	697,863	628,859
Marine Corps Total	0	0	0	0	1,035,501	544,257	0	0	13,614	4,213	1,049,115	548,470
1.2.1 Civilian Premium Pay	0	0	0	0	6,642	2,075	0	0	0	0	6,642	2,075
1.0 Personnel Sub-Total	0	0	0	0	6,642	2,075	0	0	0	0	6,642	2,075
2.1 Temporary Duty (TDY)/Additional Duty (TAD)	0	0	0	0	37,254	41,748	0	0	492	347	37,746	42,095
2.2 Clothing and Other Personnel Equipment & Supplies	0	0	0	0	525	75	0	0	0	0	525	75
2.3 Medical Support/Health Services	0	0	0	0	30,234	19,476	0	0	0	0	30,234	19,476
2.0 Personnel Support Sub-Total	0	0	0	0	68,013	61,299	0	0	492	347	68,505	61,646
3.1 Training	0	0	0	0	17,861	8,821	0	0	96	96	17,957	8,917
3.2 Operations (OPTEMPO) (Fuel, Other POL, Parts)	0	0	0	0	55,768	49,160	0	0	68	68	55,836	49,228
3.3 Other Supplies & Equipment	0	0	0	0	273,168	122,501	0	0	92	46	273,260	122,547
3.4 Facilities/Base Support	0	0	0	0	66,289	19,225	0	0	91	2	66,380	19,227
3.5.4 Contractor Logistics Support	0	0	0	0	102,997	39,249	0	0	8	8	103,005	39,257
3.6 (C4I)	0	0	0	0	25,934	12,960	0	0	0	0	25,934	12,960
3.7 Other Services and Miscellaneous Contracts	0	0	0	0	295,198	132,370	0	0	11,702	2,589	306,900	134,959
3.0 Operating Support Sub-Total	0	0	0	0	837,215	384,286	0	0	12,057	2,809	849,272	387,095
4.1 Airlift	0	0	0	0	8,650	4,154	0	0	0	0	8,650	4,154
4.2 Sealift	0	0	0	0	28,630	23,846	0	0	0	0	28,630	23,846
4.4 Port Handling/Inland Transportation	0	0	0	0	8,210	2,892	0	0	0	0	8,210	2,892
4.5 Other Transportation	0	0	0	0	78,116	65,701	0	0	1,065	1,057	79,181	66,758
4.6 Second Destination Transportation	0	0	0	0	25	4	0	0	0	0	25	4
4.0 Transportation Sub-Total	0	0	0	0	123,631	96,597	0	0	1,065	1,057	124,696	97,654
Air Force Total	0	0	0	0	7,015,941	3,637,543	8,864	6,357	1,688,319	1,465,480	8,713,124	5,109,380
1.2.2 Civilian Temporary Hires	0	0	0	0	65,285	59,618	185	8	4,017	3,628	69,487	63,254
1.0 Personnel Sub-Total	0	0	0	0	65,285	59,618	185	8	4,017	3,628	69,487	63,254
2.1 Temporary Duty (TDY)/Additional Duty (TAD)	0	0	0	0	207,310	137,119	5,559	4,188	17,898	11,169	230,767	152,476
2.2 Clothing and Other Personnel Equipment & Supplies	0	0	0	0	6,009	4,025	0	0	180	204	6,189	4,229
2.3 Medical Support/Health Services	0	0	0	0	30,046	19,130	132	67	1,216	1,137	31,394	20,334
2.5 Other Personnel Support	0	0	0	0	46,516	32,729	0	0	25,095	18,609	71,611	51,338
2.7 Body Armor	0	0	0	0	322	0	0	0	0	0	322	0
2.0 Personnel Support Sub-Total	0	0	0	0	290,203	193,003	5,691	4,255	44,389	31,119	340,283	228,377
3.1 Training	0	0	0	0	32,075	20,819	0	0	40	0	32,115	20,819
3.2 Operations (OPTEMPO) (Fuel, Other POL, Parts)	0	0	0	0	505,000	503,553	0	0	1,228,224	1,228,224	1,733,224	1,731,777
3.3 Other Supplies & Equipment	0	0	0	0	749,575	340,046	198	206	46,430	28,802	796,203	369,054
3.4 Facilities/Base Support	0	0	0	0	291,952	94,909	1,149	674	57,324	8,140	350,425	103,723
3.5.3 Depot Level Maintenance	0	0	0	0	1,426,575	373,712	0	0	486	215	1,427,061	373,927
3.5.4 Contractor Logistics Support	0	0	0	0	84,419	38,779	0	0	0	0	84,419	38,779
3.6 (C4I)	0	0	0	0	888,670	291,690	0	0	20,451	4,181	909,121	295,871
3.7 Other Services and Miscellaneous Contracts	0	0	0	0	1,677,706	822,506	843	869	152,796	42,703	1,831,345	866,078
3.0 Operating Support Sub-Total	0	0	0	0	5,655,972	2,486,014	2,190	1,749	1,505,751	1,312,265	7,163,913	3,800,028
4.1 Airlift	0	0	0	0	919,840	840,088	349	0	121,135	109,111	1,041,324	949,199
4.2 Sealift	0	0	0	0	192	0	0	0	0	0	192	0

COST OF WAR
Operation and Maintenance (O&M) Summary Execution by Operation, Component, and Cost Breakdown Structure (CBS)
Beginning Fiscal Year - 2020
(Amounts in Thousands)
As of September 30, 2020

Component	Operation New Dawn (OND) / Post-OND Iraq Activities		Operation Enduring Freedom		Operation Freedom's Sentinel		Operation Noble Eagle		Operation Inherent Resolve		Summary	
	Obligations Year To Date	Disbursements Year To Date	Obligations Year To Date	Disbursements Year To Date	Obligations Year To Date	Disbursements Year To Date	Obligations Year To Date	Disbursements Year To Date	Obligations Year To Date	Disbursements Year To Date	Obligations Year To Date	Disbursements Year To Date
4.4 Port Handling/Inland Transportation	0	0	0	0	10,244	5,127	0	0	0	0	10,244	5,127
4.5 Other Transportation	0	0	0	0	71,401	51,989	449	345	13,020	9,350	84,870	61,684
4.8 Retrograde of Personnel and Equipment	0	0	0	0	2,804	1,704	0	0	7	7	2,811	1,711
4.0 Transportation Sub-Total	0	0	0	0	1,004,481	898,908	798	345	134,162	118,468	1,139,441	1,017,721
Defense Health Program Total	0	0	0	0	346,253	306,344	0	0	0	0	346,253	306,344
2.3 Medical Support/Health Services	0	0	0	0	346,253	306,344	0	0	0	0	346,253	306,344
2.0 Personnel Support Sub-Total	0	0	0	0	346,253	306,344	0	0	0	0	346,253	306,344
DODIG Total	0	0	0	0	7,607	6,730	0	0	14,805	13,011	22,412	19,741
1.2.1 Civilian Premium Pay	0	0	0	0	536	536	0	0	995	995	1,531	1,531
1.2.2 Civilian Temporary Hires	0	0	0	0	6,472	5,762	0	0	12,019	10,702	18,491	16,464
1.0 Personnel Sub-Total	0	0	0	0	7,008	6,298	0	0	13,014	11,697	20,022	17,995
2.1 Temporary Duty (TDY)/Additional Duty (TAD)	0	0	0	0	400	373	0	0	446	415	846	788
2.2 Clothing and Other Personnel Equipment & Supplies	0	0	0	0	15	0	0	0	8	0	23	0
2.0 Personnel Support Sub-Total	0	0	0	0	415	373	0	0	454	415	869	788
3.1 Training	0	0	0	0	77	37	0	0	85	85	162	122
3.3 Other Supplies & Equipment	0	0	0	0	40	18	0	0	43	23	83	41
3.4 Facilities/Base Support	0	0	0	0	16	0	0	0	0	0	16	0
3.7 Other Services and Miscellaneous Contracts	0	0	0	0	51	4	0	0	1,209	791	1,260	795
3.0 Operating Support Sub-Total	0	0	0	0	184	59	0	0	1,337	899	1,521	958
Defense Agency Total	0	0	0	0	3,889,124	1,646,156	0	0	590,891	315,079	4,480,015	1,961,235
1.2.1 Civilian Premium Pay	0	0	0	0	54,213	22,329	0	0	3,511	3,462	57,724	25,791
1.2.2 Civilian Temporary Hires	0	0	0	0	3,084	3,047	0	0	594	593	3,678	3,640
1.0 Personnel Sub-Total	0	0	0	0	57,297	25,376	0	0	4,105	4,055	61,402	29,431
2.1 Temporary Duty (TDY)/Additional Duty (TAD)	0	0	0	0	97,398	79,347	0	0	17,081	15,315	114,479	94,662
2.2 Clothing and Other Personnel Equipment & Supplies	0	0	0	0	4,598	1,904	0	0	2,606	104	7,204	2,008
2.3 Medical Support/Health Services	0	0	0	0	4,148	2,827	0	0	995	864	5,143	3,691
2.5 Other Personnel Support	0	0	0	0	31,620	31,620	0	0	0	0	31,620	31,620
2.0 Personnel Support Sub-Total	0	0	0	0	137,764	115,698	0	0	20,682	16,283	158,446	131,981
3.1 Training	0	0	0	0	21,006	9,657	0	0	2,137	396	23,143	10,053
3.2 Operations (OPTEMPO) (Fuel, Other POL, Parts)	0	0	0	0	161,240	105,769	0	0	51,165	47,214	212,405	152,983
3.2.7 Other	0	0	0	0	453	448	0	0	0	0	453	448
3.3 Other Supplies & Equipment	0	0	0	0	175,652	51,629	0	0	18,002	7,836	193,654	59,465
3.4 Facilities/Base Support	0	0	0	0	1,890	616	0	0	0	0	1,890	616
3.5.1 Organization Level Maintenance	0	0	0	0	5,979	1,434	0	0	326	323	6,305	1,757
3.5.2 Intermediate Level Maintenance	0	0	0	0	4,164	2,193	0	0	208	177	4,372	2,370
3.5.3 Depot Level Maintenance	0	0	0	0	34,179	354	0	0	0	0	34,179	354
3.5.4 Contractor Logistics Support	0	0	0	0	390,453	128,470	0	0	102,667	17,198	493,120	145,668
3.5.6 MRAP Vehicles Equipment Maintenance	0	0	0	0	74,044	16,664	0	0	0	0	74,044	16,664
3.6 (C4I)	0	0	0	0	754,297	281,359	0	0	115,044	56,921	869,341	338,280
3.7 Other Services and Miscellaneous Contracts	0	0	0	0	1,672,493	667,517	0	0	274,638	164,103	1,947,131	831,620
3.0 Operating Support Sub-Total	0	0	0	0	3,295,850	1,266,110	0	0	564,187	294,168	3,860,037	1,560,278
4.1 Airlift	0	0	0	0	307,171	200,929	0	0	0	0	307,171	200,929
4.2 Sealift	0	0	0	0	159	83	0	0	0	0	159	83
4.4 Port Handling/Inland Transportation	0	0	0	0	2,297	1,861	0	0	1,199	349	3,496	2,210
4.5 Other Transportation	0	0	0	0	42,703	31,473	0	0	718	224	43,421	31,697
4.6 Second Destination Transportation	0	0	0	0	50	41	0	0	0	0	50	41
4.0 Transportation Sub-Total	0	0	0	0	352,380	234,387	0	0	1,917	573	354,297	234,960
7.2.1 Transportation Support	0	0	0	0	5,911	6	0	0	0	0	5,911	6
7.2.2 Logistic Support	0	0	0	0	39,922	4,579	0	0	0	0	39,922	4,579
7.0 Other Support Sub-Total	0	0	0	0	45,833	4,585	0	0	0	0	45,833	4,585

COST OF WAR
Operation and Maintenance (O&M) Summary Execution by Operation, Component, Appropriation and Cost Breakdown Structure (CBS)
Beginning Fiscal Year - 2020
(Amounts in Thousands)
As of September 30, 2020

Component and Appropriation	Operation New Dawn (OND) / Post-OND Iraq Activities		Operation Enduring Freedom		Operation Freedom's Sentinel		Operation Noble Eagle		Operation Inherent Resolve		Summary	
	Obligations Year to Date	Disbursements Year to Date	Obligations Year to Date	Disbursements Year to Date	Obligations Year to Date	Disbursements Year to Date	Obligations Year to Date	Disbursements Year to Date	Obligations Year to Date	Disbursements Year to Date	Obligations Year to Date	Disbursements Year to Date
Grand Total	0	0	0	0	33,663,958	18,205,546	60,162	36,076	4,920,126	3,066,296	38,644,246	21,307,918
Army Total	0	0	0	0	15,135,718	7,797,600	51,298	29,719	2,070,434	978,568	17,257,450	8,805,887
Army Active Total	0	0	0	0	15,051,376	7,748,708	51,298	29,719	2,064,339	976,013	17,167,013	8,754,440
Operation and Maintenance, Army												
1.2.1 Civilian Premium Pay	0	0	0	0	98,235	84,983	689	486	6,155	3,000	105,079	88,469
1.2.2 Civilian Temporary Hires	0	0	0	0	11,357	276	0	0	13	13	11,370	289
1.0 Personnel Sub-Total	0	0	0	0	109,592	85,259	689	486	6,168	3,013	116,449	88,758
2.1 Temporary Duty (TDY)/Additional Duty (TAD)	0	0	0	0	238,399	133,310	9,283	8,539	43,838	23,977	291,520	165,826
2.2 Clothing and Other Personnel Equipment & Supplies	0	0	0	0	466,300	171,419	0	0	0	0	466,300	171,419
2.3 Medical Support/Health Services	0	0	0	0	43,430	33,918	0	0	16,721	14,943	60,151	48,861
2.4 Reserve Component Activation/Deactivation	0	0	0	0	88	61	0	0	0	0	88	61
2.5 Other Personnel Support	0	0	0	0	29,661	14,875	0	0	6,440	3,226	36,101	18,101
2.6 Rest & Recreation	0	0	0	0	3,026	3,026	0	0	0	0	3,026	3,026
2.0 Personnel Support Sub-Total	0	0	0	0	780,904	356,609	9,283	8,539	66,999	42,146	857,186	407,294
3.1 Training	0	0	0	0	45,741	21,827	62	0	1,214	35	47,017	21,862
3.2 Operations (OPTEMPO) (Fuel, Other POL, Parts)	0	0	0	0	1,369,592	1,071,800	1,535	1,058	181,192	68,787	1,552,319	1,141,645
3.3 Other Supplies & Equipment	0	0	0	0	1,127,035	700,334	296	231	74,573	51,556	1,201,904	752,121
3.4 Facilities/Base Support	0	0	0	0	910,395	306,687	3,413	916	215,794	126,659	1,129,602	434,262
3.5.1 Organization Level Maintenance	0	0	0	0	254,654	157,249	0	0	2,381	0	257,035	157,249
3.5.2 Intermediate Level Maintenance	0	0	0	0	227,019	148,096	0	0	9,190	2,422	236,209	150,518
3.5.3 Depot Level Maintenance	0	0	0	0	706,823	230,688	0	0	6,014	4,279	712,837	234,967
3.5.4 Contractor Logistics Support	0	0	0	0	897,455	421,221	25,701	11,044	131,972	34,115	1,055,128	466,380
3.5.6 MRAP Vehicles Equipment Maintenance	0	0	0	0	15,505	4,125	0	0	0	0	15,505	4,125
3.6 (C4I)	0	0	0	0	2,809,631	1,265,074	575	399	498,729	198,167	3,308,935	1,463,640
3.7 Other Services and Miscellaneous Contracts	0	0	0	0	3,612,676	1,360,351	7,803	5,531	724,411	346,780	4,344,890	1,712,662
3.9 Psychological Operations (Information Operations)	0	0	0	0	8,368	3,953	0	0	0	0	8,368	3,953
3.0 Operating Support Sub-Total	0	0	0	0	11,984,894	5,691,405	39,385	19,179	1,845,470	832,800	13,869,749	6,543,384
4.1 Airlift	0	0	0	0	313,663	268,957	0	0	73,513	65,659	387,176	334,616
4.2 Sealift	0	0	0	0	0	0	0	0	3,614	3,614	3,614	3,614
4.3 Ready Reserve Force/Fast Sealift Ships	0	0	0	0	20,000	0	0	0	0	0	20,000	0
4.4 Port Handling/Inland Transportation	0	0	0	0	365,348	205,258	1,941	1,515	65,276	25,597	432,565	232,370
4.5 Other Transportation	0	0	0	0	928	702	0	0	496	443	1,424	1,145
4.6 Second Destination Transportation	0	0	0	0	664,258	459,498	0	0	2,803	2,741	667,061	462,239
4.0 Transportation Sub-Total	0	0	0	0	1,364,197	934,415	1,941	1,515	145,702	98,054	1,511,840	1,033,984
7.4.1 Afghanistan (CERP)	0	0	0	0	1,692	1,692	0	0	0	0	1,692	1,692
7.0 Other Support Sub-Total	0	0	0	0	1,692	1,692	0	0	0	0	1,692	1,692
Afghanistan Security Forces Fund, Army												
7.3.02 Defense Forces Sustainment	0	0	0	0	508,399	413,277	0	0	0	0	508,399	413,277
7.3.04 Defense Forces Equipment and Transportation	0	0	0	0	68,283	68,253	0	0	0	0	68,283	68,253
7.3.05 Defense Forces Training and Operations	0	0	0	0	108,904	82,723	0	0	0	0	108,904	82,723
7.3.07 Interior Forces Sustainment	0	0	0	0	117,693	90,274	0	0	0	0	117,693	90,274
7.3.10 Interior Forces Training and Operations	0	0	0	0	6,818	1,825	0	0	0	0	6,818	1,825
7.3.20 Other	0	0	0	0	0	22,976	0	0	0	0	0	22,976
7.0 Other Support Sub-Total	0	0	0	0	810,097	679,328	0	0	0	0	810,097	679,328
Army Reserve Total	0	0	0	0	9,308	7,828	0	0	258	178	9,566	8,006
Operation and Maintenance, Army Reserve												
1.2.1 Civilian Premium Pay	0	0	0	0	61	61	0	0	0	0	61	61
1.0 Personnel Sub-Total	0	0	0	0	61	61	0	0	0	0	61	61
2.1 Temporary Duty (TDY)/Additional Duty (TAD)	0	0	0	0	2,585	2,366	0	0	107	91	2,692	2,457
2.3 Medical Support/Health Services	0	0	0	0	191	68	0	0	0	0	191	68
2.5 Other Personnel Support	0	0	0	0	1,796	1,233	0	0	0	0	1,796	1,233
2.0 Personnel Support Sub-Total	0	0	0	0	4,572	3,667	0	0	107	91	4,679	3,758
3.2 Operations (OPTEMPO) (Fuel, Other POL, Parts)	0	0	0	0	3,461	3,189	0	0	74	43	3,535	3,232
3.3 Other Supplies & Equipment	0	0	0	0	357	280	0	0	20	17	377	297
3.4 Facilities/Base Support	0	0	0	0	24	20	0	0	0	0	24	20

COST OF WAR
Operation and Maintenance (O&M) Summary Execution by Operation, Component, Appropriation and Cost Breakdown Structure (CBS)
Beginning Fiscal Year - 2020
(Amounts in Thousands)
As of September 30, 2020

Component and Appropriation	Operation New Dawn (OND) / Post-OND Iraq Activities		Operation Enduring Freedom		Operation Freedom's Sentinel		Operation Noble Eagle		Operation Inherent Resolve		Summary	
	Obligations Year to Date	Disbursements Year to Date	Obligations Year to Date	Disbursements Year to Date	Obligations Year to Date	Disbursements Year to Date	Obligations Year to Date	Disbursements Year to Date	Obligations Year to Date	Disbursements Year to Date	Obligations Year to Date	Disbursements Year to Date
3.6 (C4I)	0	0	0	0	106	90	0	0	57	27	163	117
3.7 Other Services and Miscellaneous Contracts	0	0	0	0	596	475	0	0	0	0	596	475
3.0 Operating Support Sub-Total	0	0	0	0	4,544	4,054	0	0	151	87	4,695	4,141
4.4 Port Handling/Inland Transportation	0	0	0	0	131	46	0	0	0	0	131	46
4.0 Transportation Sub-Total	0	0	0	0	131	46	0	0	0	0	131	46
Army National Guard Total	0	0	0	0	75,034	41,064	0	0	5,837	2,377	80,871	43,441
Operation and Maintenance, Army Natl Guard												
2.1 Temporary Duty (TDY)/Additional Duty (TAD)	0	0	0	0	133	126	0	0	0	0	133	126
2.2 Clothing and Other Personnel Equipment & Supplies	0	0	0	0	21	0	0	0	0	0	21	0
2.3 Medical Support/Health Services	0	0	0	0	373	317	0	0	0	0	373	317
2.4 Reserve Component Activation/Deactivation	0	0	0	0	5,604	3,673	0	0	0	0	5,604	3,673
2.5 Other Personnel Support	0	0	0	0	452	407	0	0	0	0	452	407
2.0 Personnel Support Sub-Total	0	0	0	0	6,583	4,523	0	0	0	0	6,583	4,523
3.1 Training	0	0	0	0	6	0	0	0	0	0	6	0
3.2 Operations (OPTEMPO) (Fuel, Other POL, Parts)	0	0	0	0	27,007	16,339	0	0	5,248	1,962	32,255	18,301
3.3 Other Supplies & Equipment	0	0	0	0	10,480	6,030	0	0	216	211	10,696	6,241
3.4 Facilities/Base Support	0	0	0	0	3,135	695	0	0	0	0	3,135	695
3.5.4 Contractor Logistics Support	0	0	0	0	1,304	555	0	0	0	0	1,304	555
3.6 (C4I)	0	0	0	0	18,915	9,107	0	0	220	118	19,135	9,225
3.7 Other Services and Miscellaneous Contracts	0	0	0	0	7,403	3,730	0	0	0	0	7,403	3,730
3.0 Operating Support Sub-Total	0	0	0	0	68,250	36,456	0	0	5,684	2,291	73,934	38,747
4.4 Port Handling/Inland Transportation	0	0	0	0	201	85	0	0	153	86	354	171
4.0 Transportation Sub-Total	0	0	0	0	201	85	0	0	153	86	354	171
Navy/Marine Corps Total	0	0	0	0	7,269,315	4,811,173	0	0	555,677	294,158	7,824,992	5,105,331
Navy Total	0	0	0	0	6,233,814	4,266,916	0	0	542,063	289,945	6,775,877	4,556,861
Navy Active Total	0	0	0	0	6,211,493	4,257,398	0	0	541,553	289,945	6,753,046	4,547,343
Operation and Maintenance, Navy												
1.2.1 Civilian Premium Pay	0	0	0	0	2,218	1,495	0	0	160	160	2,378	1,655
1.2.2 Civilian Temporary Hires	0	0	0	0	293	242	0	0	0	0	293	242
1.0 Personnel Sub-Total	0	0	0	0	2,511	1,737	0	0	160	160	2,671	1,897
2.1 Temporary Duty (TDY)/Additional Duty (TAD)	0	0	0	0	88,986	79,827	0	0	2,931	1,505	91,917	81,332
2.2 Clothing and Other Personnel Equipment & Supplies	0	0	0	0	23,725	15,664	0	0	76	70	23,801	15,734
2.3 Medical Support/Health Services	0	0	0	0	7,943	4,166	0	0	7,074	2,985	15,017	7,151
2.5 Other Personnel Support	0	0	0	0	7,202	4,291	0	0	0	0	7,202	4,291
2.7 Body Armor	0	0	0	0	2,852	301	0	0	0	0	2,852	301
2.0 Personnel Support Sub-Total	0	0	0	0	130,708	104,249	0	0	10,081	4,560	140,789	108,809
3.1 Training	0	0	0	0	82,717	31,385	0	0	0	0	82,717	31,385
3.2 Operations (OPTEMPO) (Fuel, Other POL, Parts)	0	0	0	0	886,946	765,078	0	0	328,980	188,423	1,215,926	953,501
3.2.1 MRAP Vehicles Operation	0	0	0	0	12	12	0	0	0	0	12	12
3.3 Other Supplies & Equipment	0	0	0	0	289,190	260,889	0	0	13,277	6,256	302,467	267,145
3.4 Facilities/Base Support	0	0	0	0	183,379	76,933	0	0	2,252	1,244	185,631	78,177
3.5.1 Organization Level Maintenance	0	0	0	0	202,489	169,958	0	0	15,598	6,345	218,087	176,303
3.5.2 Intermediate Level Maintenance	0	0	0	0	8,992	2,160	0	0	7,950	2,085	16,942	4,245
3.5.3 Depot Level Maintenance	0	0	0	0	3,213,091	1,979,452	0	0	38,928	27,330	3,252,019	2,006,782
3.5.4 Contractor Logistics Support	0	0	0	0	11,349	11,085	0	0	5,610	2,654	16,959	13,739
3.6 (C4I)	0	0	0	0	121,755	59,884	0	0	0	0	121,755	59,884
3.7 Other Services and Miscellaneous Contracts	0	0	0	0	383,686	168,911	0	0	115,318	47,490	499,004	216,401
3.8 IED Operation	0	0	0	0	204	204	0	0	0	0	204	204
3.0 Operating Support Sub-Total	0	0	0	0	5,383,810	3,525,951	0	0	527,913	281,827	5,911,723	3,807,778
4.1 Airlift	0	0	0	0	157,564	131,595	0	0	3,392	3,391	160,956	134,986
4.2 Sealift	0	0	0	0	454,081	430,395	0	0	0	0	454,081	430,395
4.4 Port Handling/Inland Transportation	0	0	0	0	4,681	2,098	0	0	1	1	4,682	2,099
4.5 Other Transportation	0	0	0	0	2,912	1,196	0	0	6	6	2,918	1,202
4.6 Second Destination Transportation	0	0	0	0	75,226	60,177	0	0	0	0	75,226	60,177
4.0 Transportation Sub-Total	0	0	0	0	694,464	625,461	0	0	3,399	3,398	697,863	628,859

COST OF WAR
Operation and Maintenance (O&M) Summary Execution by Operation, Component, Appropriation and Cost Breakdown Structure (CBS)
Beginning Fiscal Year - 2020
(Amounts in Thousands)
As of September 30, 2020

Component and Appropriation	Operation New Dawn (OND) / Post-OND Iraq Activities		Operation Enduring Freedom		Operation Freedom's Sentinel		Operation Noble Eagle		Operation Inherent Resolve		Summary	
	Obligations Year to Date	Disbursements Year to Date	Obligations Year to Date	Disbursements Year to Date	Obligations Year to Date	Disbursements Year to Date	Obligations Year to Date	Disbursements Year to Date	Obligations Year to Date	Disbursements Year to Date	Obligations Year to Date	Disbursements Year to Date
Navy Reserve Total	0	0	0	0	22,321	9,518	0	0	510	0	22,831	9,518
Operation and Maintenance, Navy Reserve												
2.1 Temporary Duty (TDY)/Additional Duty (TAD)	0	0	0	0	78	78	0	0	0	0	78	78
2.2 Clothing and Other Personnel Equipment & Supplies	0	0	0	0	76	12	0	0	0	0	76	12
2.4 Reserve Component Activation/Deactivation	0	0	0	0	1,356	628	0	0	0	0	1,356	628
2.0 Personnel Support Sub-Total	0	0	0	0	1,510	718	0	0	0	0	1,510	718
3.1 Training	0	0	0	0	374	305	0	0	0	0	374	305
3.2 Operations (OPTEMPO) (Fuel, Other POL, Parts)	0	0	0	0	4,133	2,104	0	0	0	0	4,133	2,104
3.3 Other Supplies & Equipment	0	0	0	0	1,300	29	0	0	0	0	1,300	29
3.4 Facilities/Base Support	0	0	0	0	861	0	0	0	0	0	861	0
3.5.3 Depot Level Maintenance	0	0	0	0	12,393	5,968	0	0	0	0	12,393	5,968
3.7 Other Services and Miscellaneous Contracts	0	0	0	0	1,750	394	0	0	510	0	2,260	394
3.0 Operating Support Sub-Total	0	0	0	0	20,811	8,800	0	0	510	0	21,321	8,800
Marine Corps Total	0	0	0	0	1,035,501	544,257	0	0	13,614	4,213	1,049,115	548,470
Marine Corps Active Total	0	0	0	0	1,027,874	542,425	0	0	13,614	4,213	1,041,488	546,638
Operation and Maintenance, Marine Corps												
1.2.1 Civilian Premium Pay	0	0	0	0	6,621	2,054	0	0	0	0	6,621	2,054
1.0 Personnel Sub-Total	0	0	0	0	6,621	2,054	0	0	0	0	6,621	2,054
2.1 Temporary Duty (TDY)/Additional Duty (TAD)	0	0	0	0	37,251	41,745	0	0	492	347	37,743	42,092
2.2 Clothing and Other Personnel Equipment & Supplies	0	0	0	0	525	75	0	0	0	0	525	75
2.3 Medical Support/Health Services	0	0	0	0	30,234	19,476	0	0	0	0	30,234	19,476
2.0 Personnel Support Sub-Total	0	0	0	0	68,010	61,296	0	0	492	347	68,502	61,643
3.1 Training	0	0	0	0	17,861	8,821	0	0	96	96	17,957	8,917
3.2 Operations (OPTEMPO) (Fuel, Other POL, Parts)	0	0	0	0	48,252	47,352	0	0	68	68	48,320	47,420
3.3 Other Supplies & Equipment	0	0	0	0	273,168	122,501	0	0	92	46	273,260	122,547
3.4 Facilities/Base Support	0	0	0	0	66,202	19,225	0	0	91	2	66,293	19,227
3.5.4 Contractor Logistics Support	0	0	0	0	102,997	39,249	0	0	8	8	103,005	39,257
3.6 (C4I)	0	0	0	0	25,934	12,960	0	0	0	0	25,934	12,960
3.7 Other Services and Miscellaneous Contracts	0	0	0	0	295,198	132,370	0	0	11,702	2,589	306,900	134,959
3.0 Operating Support Sub-Total	0	0	0	0	829,612	382,478	0	0	12,057	2,809	841,669	385,287
4.1 Airlift	0	0	0	0	8,650	4,154	0	0	0	0	8,650	4,154
4.2 Sealift	0	0	0	0	28,630	23,846	0	0	0	0	28,630	23,846
4.4 Port Handling/Inland Transportation	0	0	0	0	8,210	2,892	0	0	0	0	8,210	2,892
4.5 Other Transportation	0	0	0	0	78,116	65,701	0	0	1,065	1,057	79,181	66,758
4.6 Second Destination Transportation	0	0	0	0	25	4	0	0	0	0	25	4
4.0 Transportation Sub-Total	0	0	0	0	123,631	96,597	0	0	1,065	1,057	124,696	97,654
Marine Corps Reserve Total	0	0	0	0	7,627	1,832	0	0	0	0	7,627	1,832
Operation and Maintenance, USMC Reserve												
1.2.1 Civilian Premium Pay	0	0	0	0	21	21	0	0	0	0	21	21
1.0 Personnel Sub-Total	0	0	0	0	21	21	0	0	0	0	21	21
2.1 Temporary Duty (TDY)/Additional Duty (TAD)	0	0	0	0	3	3	0	0	0	0	3	3
2.0 Personnel Support Sub-Total	0	0	0	0	3	3	0	0	0	0	3	3
3.2 Operations (OPTEMPO) (Fuel, Other POL, Parts)	0	0	0	0	7,516	1,808	0	0	0	0	7,516	1,808
3.4 Facilities/Base Support	0	0	0	0	87	0	0	0	0	0	87	0
3.0 Operating Support Sub-Total	0	0	0	0	7,603	1,808	0	0	0	0	7,603	1,808
Air Force Total	0	0	0	0	7,015,941	3,637,543	8,864	6,357	1,688,319	1,465,480	8,713,124	5,109,380
Air Force Active Total	0	0	0	0	6,818,333	3,564,132	8,864	6,357	1,688,319	1,465,480	8,515,516	5,035,969
Operation and Maintenance, Air Force												
1.2.2 Civilian Temporary Hires	0	0	0	0	65,285	59,618	185	8	4,017	3,628	69,487	63,254
1.0 Personnel Sub-Total	0	0	0	0	65,285	59,618	185	8	4,017	3,628	69,487	63,254
2.1 Temporary Duty (TDY)/Additional Duty (TAD)	0	0	0	0	204,948	135,246	5,559	4,188	17,898	11,169	228,405	150,603
2.2 Clothing and Other Personnel Equipment & Supplies	0	0	0	0	6,009	4,025	0	0	180	204	6,189	4,229

COST OF WAR
Operation and Maintenance (O&M) Summary Execution by Operation, Component, Appropriation and Cost Breakdown Structure (CBS)
Beginning Fiscal Year - 2020
(Amounts in Thousands)
As of September 30, 2020

Component and Appropriation	Operation New Dawn (OND) / Post-OND Iraq Activities		Operation Enduring Freedom		Operation Freedom's Sentinel		Operation Noble Eagle		Operation Inherent Resolve		Summary	
	Obligations Year to Date	Disbursements Year to Date	Obligations Year to Date	Disbursements Year to Date	Obligations Year to Date	Disbursements Year to Date	Obligations Year to Date	Disbursements Year to Date	Obligations Year to Date	Disbursements Year to Date	Obligations Year to Date	Disbursements Year to Date
2.3 Medical Support/Health Services	0	0	0	0	30,046	19,130	132	67	1,216	1,137	31,394	20,334
2.5 Other Personnel Support	0	0	0	0	46,516	32,729	0	0	25,095	18,609	71,611	51,338
2.7 Body Armor	0	0	0	0	322	0	0	0	0	0	322	0
2.0 Personnel Support Sub-Total	0	0	0	0	287,841	191,130	5,691	4,255	44,389	31,119	337,921	226,504
3.1 Training	0	0	0	0	31,949	20,807	0	0	40	0	31,989	20,807
3.2 Operations (OPTEMPO) (Fuel, Other POL, Parts)	0	0	0	0	505,000	503,553	0	0	1,228,224	1,228,224	1,733,224	1,731,777
3.3 Other Supplies & Equipment	0	0	0	0	748,387	339,199	198	206	46,430	28,802	795,015	368,207
3.4 Facilities/Base Support	0	0	0	0	287,712	94,273	1,149	674	57,324	8,140	346,185	103,087
3.5.3 Depot Level Maintenance	0	0	0	0	1,341,179	345,449	0	0	486	215	1,341,665	345,664
3.6 (C4I)	0	0	0	0	888,663	291,688	0	0	20,451	4,181	909,114	295,869
3.7 Other Services and Miscellaneous Contracts	0	0	0	0	1,657,836	819,507	843	869	152,796	42,703	1,811,475	863,079
3.0 Operating Support Sub-Total	0	0	0	0	5,460,726	2,414,476	2,190	1,749	1,505,751	1,312,265	6,968,667	3,728,490
4.1 Airlift	0	0	0	0	919,840	840,088	349	0	121,135	109,111	1,041,324	949,199
4.2 Sealift	0	0	0	0	192	0	0	0	0	0	192	0
4.4 Port Handling/Inland Transportation	0	0	0	0	10,244	5,127	0	0	0	0	10,244	5,127
4.5 Other Transportation	0	0	0	0	71,401	51,989	449	345	13,020	9,350	84,870	61,684
4.8 Retrograde of Personnel and Equipment	0	0	0	0	2,804	1,704	0	0	7	7	2,811	1,711
4.0 Transportation Sub-Total	0	0	0	0	1,004,481	898,908	798	345	134,162	118,468	1,139,441	1,017,721
Air Force Reserve Total	0	0	0	0	29,758	17,847	0	0	0	0	29,758	17,847
Operation and Maintenance, Air Force Reserve												
2.1 Temporary Duty (TDY)/Additional Duty (TAD)	0	0	0	0	1,810	1,385	0	0	0	0	1,810	1,385
2.0 Personnel Support Sub-Total	0	0	0	0	1,810	1,385	0	0	0	0	1,810	1,385
3.3 Other Supplies & Equipment	0	0	0	0	192	96	0	0	0	0	192	96
3.4 Facilities/Base Support	0	0	0	0	3,568	0	0	0	0	0	3,568	0
3.5.3 Depot Level Maintenance	0	0	0	0	24,188	16,366	0	0	0	0	24,188	16,366
3.0 Operating Support Sub-Total	0	0	0	0	27,948	16,462	0	0	0	0	27,948	16,462
Air Force National Guard Total	0	0	0	0	167,850	55,564	0	0	0	0	167,850	55,564
Operation and Maintenance, Air Natl Guard												
2.1 Temporary Duty (TDY)/Additional Duty (TAD)	0	0	0	0	552	488	0	0	0	0	552	488
2.0 Personnel Support Sub-Total	0	0	0	0	552	488	0	0	0	0	552	488
3.1 Training	0	0	0	0	126	12	0	0	0	0	126	12
3.3 Other Supplies & Equipment	0	0	0	0	996	751	0	0	0	0	996	751
3.4 Facilities/Base Support	0	0	0	0	672	636	0	0	0	0	672	636
3.5.3 Depot Level Maintenance	0	0	0	0	61,208	11,897	0	0	0	0	61,208	11,897
3.5.4 Contractor Logistics Support	0	0	0	0	84,419	38,779	0	0	0	0	84,419	38,779
3.6 (C4I)	0	0	0	0	7	2	0	0	0	0	7	2
3.7 Other Services and Miscellaneous Contracts	0	0	0	0	19,870	2,999	0	0	0	0	19,870	2,999
3.0 Operating Support Sub-Total	0	0	0	0	167,298	55,076	0	0	0	0	167,298	55,076
Defense Health Program Total	0	0	0	0	346,253	306,344	0	0	0	0	346,253	306,344
Defense Health Program, Defense												
2.3 Medical Support/Health Services	0	0	0	0	346,253	306,344	0	0	0	0	346,253	306,344
2.0 Personnel Support Sub-Total	0	0	0	0	346,253	306,344	0	0	0	0	346,253	306,344
DODIG Total	0	0	0	0	7,607	6,730	0	0	14,805	13,011	22,412	19,741
Office of the Inspector General, Defense												
1.2.1 Civilian Premium Pay	0	0	0	0	536	536	0	0	995	995	1,531	1,531
1.2.2 Civilian Temporary Hires	0	0	0	0	6,472	5,762	0	0	12,019	10,702	18,491	16,464
1.0 Personnel Sub-Total	0	0	0	0	7,008	6,298	0	0	13,014	11,697	20,022	17,995
2.1 Temporary Duty (TDY)/Additional Duty (TAD)	0	0	0	0	400	373	0	0	446	415	846	788
2.2 Clothing and Other Personnel Equipment & Supplies	0	0	0	0	15	0	0	0	8	0	23	0
2.0 Personnel Support Sub-Total	0	0	0	0	415	373	0	0	454	415	869	788
3.1 Training	0	0	0	0	77	37	0	0	85	85	162	122
3.3 Other Supplies & Equipment	0	0	0	0	40	18	0	0	43	23	83	41
3.4 Facilities/Base Support	0	0	0	0	16	0	0	0	0	0	16	0

COST OF WAR
Operation and Maintenance (O&M) Summary Execution by Operation, Component, Appropriation and Cost Breakdown Structure (CBS)
Beginning Fiscal Year - 2020
(Amounts in Thousands)
As of September 30, 2020

Component and Appropriation	Operation New Dawn (OND) / Post-OND Iraq Activities		Operation Enduring Freedom		Operation Freedom's Sentinel		Operation Noble Eagle		Operation Inherent Resolve		Summary	
	Obligations Year to Date	Disbursements Year to Date	Obligations Year to Date	Disbursements Year to Date	Obligations Year to Date	Disbursements Year to Date	Obligations Year to Date	Disbursements Year to Date	Obligations Year to Date	Disbursements Year to Date	Obligations Year to Date	Disbursements Year to Date
3.7 Other Services and Miscellaneous Contracts	0	0	0	0	51	4	0	0	1,209	791	1,260	795
3.0 Operating Support Sub-Total	0	0	0	0	184	59	0	0	1,337	899	1,521	958
Defense Agency Total	0	0	0	0	3,889,124	1,646,156	0	0	590,891	315,079	4,480,015	1,961,235
Operation and Maintenance, Defense-Wide												
1.2.1 Civilian Premium Pay	0	0	0	0	54,213	22,329	0	0	3,511	3,462	57,724	25,791
1.2.2 Civilian Temporary Hires	0	0	0	0	3,084	3,047	0	0	594	593	3,678	3,640
1.0 Personnel Sub-Total	0	0	0	0	57,297	25,376	0	0	4,105	4,055	61,402	29,431
2.1 Temporary Duty (TDY)/Additional Duty (TAD)	0	0	0	0	97,398	79,347	0	0	17,081	15,315	114,479	94,662
2.2 Clothing and Other Personnel Equipment & Supplies	0	0	0	0	4,598	1,904	0	0	2,606	104	7,204	2,008
2.3 Medical Support/Health Services	0	0	0	0	4,148	2,827	0	0	995	864	5,143	3,691
2.5 Other Personnel Support	0	0	0	0	31,620	31,620	0	0	0	0	31,620	31,620
2.0 Personnel Support Sub-Total	0	0	0	0	137,764	115,698	0	0	20,682	16,283	158,446	131,981
3.1 Training	0	0	0	0	21,006	9,657	0	0	2,137	396	23,143	10,053
3.2 Operations (OPTEMPO) (Fuel, Other POL, Parts)	0	0	0	0	161,240	105,769	0	0	51,165	47,214	212,405	152,983
3.2.7 Other	0	0	0	0	453	448	0	0	0	0	453	448
3.3 Other Supplies & Equipment	0	0	0	0	175,652	51,629	0	0	18,002	7,836	193,654	59,465
3.4 Facilities/Base Support	0	0	0	0	1,890	616	0	0	0	0	1,890	616
3.5.1 Organization Level Maintenance	0	0	0	0	5,979	1,434	0	0	326	323	6,305	1,757
3.5.2 Intermediate Level Maintenance	0	0	0	0	4,164	2,193	0	0	208	177	4,372	2,370
3.5.3 Depot Level Maintenance	0	0	0	0	34,179	354	0	0	0	0	34,179	354
3.5.4 Contractor Logistics Support	0	0	0	0	390,453	128,470	0	0	102,667	17,198	493,120	145,668
3.5.6 MRAP Vehicles Equipment Maintenance	0	0	0	0	74,044	16,664	0	0	0	0	74,044	16,664
3.6 (C4I)	0	0	0	0	754,297	281,359	0	0	115,044	56,921	869,341	338,280
3.7 Other Services and Miscellaneous Contracts	0	0	0	0	1,672,493	667,517	0	0	274,638	164,103	1,947,131	831,620
3.0 Operating Support Sub-Total	0	0	0	0	3,295,850	1,266,110	0	0	564,187	294,168	3,860,037	1,560,278
4.1 Airlift	0	0	0	0	307,171	200,929	0	0	0	0	307,171	200,929
4.2 Sealift	0	0	0	0	159	83	0	0	0	0	159	83
4.4 Port Handling/Inland Transportation	0	0	0	0	2,297	1,861	0	0	1,199	349	3,496	2,210
4.5 Other Transportation	0	0	0	0	42,703	31,473	0	0	718	224	43,421	31,697
4.6 Second Destination Transportation	0	0	0	0	50	41	0	0	0	0	50	41
4.0 Transportation Sub-Total	0	0	0	0	352,380	234,387	0	0	1,917	573	354,297	234,960
7.2.1 Transportation Support	0	0	0	0	5,911	6	0	0	0	0	5,911	6
7.2.2 Logistic Support	0	0	0	0	39,922	4,579	0	0	0	0	39,922	4,579
7.0 Other Support Sub-Total	0	0	0	0	45,833	4,585	0	0	0	0	45,833	4,585

FY 2020 Cost of War for FY 2020 Appropriations

FY 2020 Estimate of Cost of War for FY 2020 Appropriations
(Amounts in Thousands)
As of September 30, 2020

APPROPRIATION Fiscal Year 2020 Accounts	Notes	Funds Appropriated 1/	Funds Transferred	Funds Available	Obligations September 2020	Obligations CFI 2/	Disbursements CFI 3/	Unpaid Obligations	Unobligated Balance	Percent Obligated
21 2020/2020 2010 Military Personnel, Army	6/	2,743,132	421,996	3,165,128	230,658	3,165,130	3,165,130	0	-2	100%
21 2020/2020 2070 Reserve Personnel, Army		34,812	-15,687	19,125	1,663	14,737	13,094	1,643	4,388	77%
21 2020/2020 2060 National Guard Personnel, Army		202,644	-45,842	156,802	13,901	139,307	128,279	11,028	17,495	89%
21 2020/2020 2020 Operation and Maintenance, Army		37,789,649	-21,255,078	16,534,571	2,053,577	16,356,916	8,075,112	8,281,804	177,655	99%
21 2020/2020 2080 Operation and Maintenance, Army Reserve		1,986,599	-1,969,896	16,703	1,311	9,566	8,006	1,560	7,137	57%
21 2020/2020 2065 Operation and Maintenance, Army Natl Guard		4,376,939	-4,294,148	82,791	13,710	80,871	43,441	37,430	1,920	98%
21 2020/2022 2031 Aircraft Procurement, Army		531,541	-10	531,531	183,157	469,593	47,318	422,275	61,938	88%
21 2020/2022 2032 Missile Procurement, Army		4,631,286	-4,060,736	570,550	223	482,819	17,072	465,747	87,731	85%
21 2020/2022 2033 Procurement of Weapons & Tracked Vehicles		346,306	-324,232	22,074	0	21,685	319	21,366	389	98%
21 2020/2022 2034 Procurement of Ammunition, Army		2,843,230	-2,739,448	103,782	0	95,880	1,701	94,179	7,902	92%
21 2020/2022 2035 Other Procurement, Army		1,088,704	-349,482	739,222	71,468	504,382	101,231	403,151	234,840	68%
21 2020/2021 2040 Research, Development, Test, and Eval, Army		147,304	-700	146,604	1,250	130,111	65,220	64,891	16,493	89%
21 2020/2024 2050 Military Construction, Army		9,311,968	-9,273,080	38,888	0	0	0	0	38,888	0%
17 2020/2020 1453 Military Personnel, Navy	6/	356,392	29,144	385,536	32,209	385,538	385,538	0	-2	100%
17 2020/2020 1405 Reserve Personnel, Navy		11,370	0	11,370	286	9,358	6,641	2,717	2,012	82%
17 2020/2020 1804 Operation and Maintenance, Navy		32,130,683	-25,171,092	6,959,591	984,891	6,753,046	4,547,343	2,205,703	206,545	97%
17 2020/2020 1806 Operation and Maintenance, Navy Reserve		886,868	-863,832	23,036	2,585	22,831	9,518	13,313	205	99%
17 2020/2022 1506 Aircraft Procurement, Navy		95,153	0	95,153	6,103	67,857	12,991	54,866	27,296	71%
17 2020/2022 1507 Weapons Procurement, Navy		4,351,673	-4,241,744	109,929	265	15,193	119	15,074	94,736	14%
17 2020/2022 1508 Procurement of Ammunition, Navy and USMC		1,186,128	-981,314	204,814	178	111,999	3,660	108,339	92,815	55%
17 2020/2022 1810 Other Procurement, Navy		351,250	-316,103	35,147	1,803	32,051	9,386	22,665	3,096	91%
17 2020/2021 1319 Research, Development, Test, and Eval, Navy		164,410	-108,882	55,528	1,732	51,459	19,081	32,378	4,069	93%
17 2020/2024 1205 Military Construction, Navy and Marine Corps		94,570	-94,570	0	0	0	0	0	0	0%
17 2020/2020 1105 Military Personnel, Marine Corps		104,213	0	104,213	5,438	90,063	90,063	0	14,150	86%
17 2020/2020 1108 Reserve Personnel, Marine Corps		3,599	0	3,599	162	2,987	2,953	34	612	83%
17 2020/2020 1106 Operation and Maintenance, Marine Corps		5,108,470	-4,066,979	1,041,491	14,992	1,041,488	546,638	494,850	3	100%
17 2020/2020 1107 Operation and Maintenance, USMC Reserve		239,693	-230,986	8,707	-27	7,627	1,832	5,795	1,080	88%
17 2020/2022 1109 Procurement, Marine Corps		20,589	0	20,589	3,666	20,066	0	20,066	523	97%
57 2020/2020 3500 Military Personnel, Air Force		1,007,594	5,483	1,013,077	73,948	999,768	999,768	0	13,309	99%
57 2020/2020 3700 Reserve Personnel, Air Force		16,428	66	16,494	0	9,450	8,298	1,152	7,044	57%
57 2020/2020 3850 National Guard Personnel, Air Force		5,624	0	5,624	325	1,978	1,282	696	3,646	35%
57 2020/2020 3400 Operation and Maintenance, Air Force		32,491,712	-23,984,712	8,507,000	1,209,934	8,515,516	5,035,969	3,479,547	-8,516	100%
57 2020/2020 3740 Operation and Maintenance, Air Force Reserve		1,195,131	-1,165,373	29,758	1,992	29,758	17,847	11,911	0	100%
57 2020/2020 3840 Operation and Maintenance, Air Natl Guard		3,291,982	-3,115,073	176,909	3,487	167,850	55,564	112,286	9,059	95%
57 2020/2022 3010 Aircraft Procurement, Air Force		851,310	-505,025	346,285	164,737	203,177	7,826	195,351	143,108	59%
57 2020/2022 3020 Missile Procurement, Air Force		201,671	0	201,671	0	184,272	0	184,272	17,399	91%
57 2020/2022 3011 Procurement of Ammunition, Air Force		2,602,719	-1,667,961	934,758	111,655	622,942	12,085	610,857	311,816	67%
57 2020/2022 3080 Other Procurement, Air Force		4,403,801	-4,301,019	102,782	9,786	64,608	17,880	46,728	38,174	63%
57 2020/2021 3600 Research, Development, Test and Eval, Air Force		128,248	-78,713	49,535	0	21,098	2,010	19,088	28,437	43%
57 2020/2024 3300 Military Construction, Air Force		391,988	-391,988	0	0	0	0	0	0	0%
97 2020/2020 0100 Operation and Maintenance, Defense-Wide		6,859,515	-1,761,755	5,097,760	367,995	4,480,015	1,961,235	2,518,780	617,745	88%
97 2020/2021 0100 Operation and Maintenance, Defense-Wide		1,274,178	-1,049,178	225,000	0	0	0	0	225,000	0%
97 2020/2020 0107 Office of the Inspector General, Defense		24,254	0	24,254	1,610	22,412	19,741	2,671	1,842	92%
97 2020/2020 0130 Defense Health Program, Defense		347,746	0	347,746	35,839	346,253	306,344	39,909	1,493	100%
97 2020/2022 0300 Procurement, Defense-Wide		443,064	-51,452	391,612	14	313,940	86,107	227,833	77,672	80%
97 2020/2021 0400 Research, Development, Test and Eval, Defense		394,260	-176,364	217,896	29,995	134,400	25,951	108,449	83,496	62%
97 2020/2024 0500 Military Construction, Defense-Wide		46,000	-46,000	0	0	0	0	0	0	0%
97 2020/XXXX 4930 Defense Working Capital Funds, Defense		20,100	48,257	68,357	0	0	0	0	68,357	0%
21 2020/2021 2091 Afghanistan Security Forces Fund, Army		4,199,978	0	4,199,978	748	810,097	679,328	130,769	3,389,881	19%
97 2020/2020 0105 Drug Interdiction & Cntr Drug Activities		153,100	-114,100	39,000	0	0	0	0	39,000	0%
21 2020/2021 2099 Counter-ISIL Train and Equip Fund		1,195,000	0	1,195,000	34,475	117,078	79,853	37,225	1,077,922	10%

FY 2020 Estimate of Cost of War for FY 2020 Appropriations
(Amounts in Thousands)
As of September 30, 2020

APPROPRIATION Fiscal Year 2020 Accounts	Notes	Funds Appropriated 1/	Funds Transferred	Funds Available	Obligations September 2020	Obligations CFI 2/	Disbursements CFI 3/	Unpaid Obligations	Unobligated Balance	Percent Obligated
Sub-Total		172,684,578	-118,307,608	54,376,970	5,671,741	47,127,172	26,618,774	20,508,398	7,249,798	87%
Non-War Funds	4/	0	-1,300,000	0	0	0	0	0	0	0%
Operation Noble Eagle - Baseline Funds	2/	0	0	144,436	0	0	0	0	0	0%
Grand Total	5/	172,684,578	-119,607,608	54,521,406	5,671,741	47,127,172	26,618,774	20,508,398	7,249,798	86%

**FY 2020 Estimate of Cost of War for FY 2020 Appropriations
(Amounts in Thousands)
As of September 30, 2020**

FY 2020 Status of Funds Footnotes:

1/ Reflects funding provided in Public Law 116-93, Department of Defense Appropriations Act, 2020, and Public Law 116-94, Department of Defense Military Construction Appropriations Act, 2020

2/ Obligations include **\$144,436** for Operation Noble Eagle (ONE) as a cost of war.

3/ CFI is Cumulative From Inception.

4/ National Guard and Reserve Equipment appropriated amount excluded from Cost of War reporting

5/ Funds Transferred includes -\$120,003,280 in total non-war funds, and \$395,672 in total reprogramming actions.

6/Obligations exceed funding, research being conducted and will be corrected in the next reporting period.

**FY 2020 Estimate of Cost of War for FY 2020 Appropriations
(Amounts in Thousands)
As of September 30, 2020**

Table 1 -- Reprogramming Actions into/out of Cost of War Funds

Reprogramming Action:	FY 20-06 IR	FY 20-01 RA	FY 20-20 IR	FY 20-26 IR	FY 20-27 IR	BTR	FY 20-10 PA	FY 20-39 IR	FY 20-41 IR	FY 20-13 IR
APPROPRIATION										
21 2020/2020 2020 Operation and Maintenance, Army	17,129		68,700	7,820	7,247		-16,966		6,321	
21 2020/2020 2080 Operation and Maintenance, Army										-20,889
21 2020/2020 2070 Reserve Personnel, Army							-5,000			
21 2020/2020 2010 Military Personnel, Army						510,167	124,485			
21 2020/2020 2060 National Guard Personnel, Army							-12,000			
21 2020/2022 2032 Missile Procurement, Army							-35,000			
21 2020/2021 2040 Research, Development, Training and Eval, Army							2,800			
57 2020/2022 3010 Aircraft Procurement, Air Force		-160,000								
97 2020/2020 0105 Drug Interdiction & Cntr Drug Activities	-21,755		0		-23,988					-68,357
17 2020/2020 1453 Military Personnel, Navy						29,144				
17 2020/2020 1804 Operation and Maintenance, Navy			61,200					1,100		
57 2020/2020 3500 Military Personnel, Air Force						37,215				
57 2020/2020 3400 Operation and Maintenance, Air Force	4,560		1,355	6,000	16,741	15,578			-6,321	
97 2020/2020 0100 Operation and Maintenance, Defense-Wide			-131,255	-90,417		3,335		-1,100		
57 2020/2020 3700 Reserve Personnel, Air Force	66									
17 2020/2021 1319 Research, Development, Training and Eval, Navy						-600				
97 2020/XXXX 4930 Defense Working Capital Fund, Defense										68,357
Reprogramming Total	0	-160,000	0	-76,597	0	594,839	58,319	0	0	-20,889
Cumulative Reprogramming Total	0	-160,000	-160,000	-236,597	-236,597	358,242	416,561	416,561	416,561	395,672

Table 2 -- Non-War Programs or Programs Whose Execution Is Not Included in the DoD Cost of War Report

Non-War Not Reported on the DoD Cost of War Report	Fund Item Description							Total
	EDI	OCO for Base	Transfer from Title II	Emergency	Other Non-War	Add'l OCO for Base	Non-DoD Classified	
21 2020/2020 2010 Military Personnel, Army	212,656	0	0	0	0	0	0	212,656
21 2020/2020 2070 Reserve Personnel, Army	10,687	0	0	0	0	0	0	10,687
21 2020/2020 2060 National Guard Personnel, Army	33,842	0	0	0	0	0	0	33,842
21 2020/2020 2020 Operation and Maintenance, Army	2,062,999	17,714,611	17,000	0	0	1,500,000	50,719	21,345,329
21 2020/2020 2080 Operation and Maintenance, Army Reserve		1,949,007						1,949,007
21 2020/2020 2065 Operation and Maintenance, Army Natl Guard	500	4,293,648						4,294,148
21 2020/2022 2031 Aircraft Procurement, Army	10							10
21 2020/2022 2032 Missile Procurement, Army	818,039	3,207,697						4,025,736
21 2020/2022 2033 Procurement of Weapons & Tracked Vehicles, Army	324,232							324,232
21 2020/2022 2034 Procurement of Ammunition, Army	44,900	2,694,548						2,739,448
21 2020/2022 2035 Other Procurement, Army	341,282		8,200					349,482
21 2020/2021 2040 Research, Development, Test, and Eval, Army	3,500							3,500
21 2020/2024 2050 Military Construction, Army	73,080			9,200,000				9,273,080
17 2020/2020 1804 Operation and Maintenance, Navy	42,605	23,355,004	3,300			1,814,729	17,754	25,233,392
17 2020/2020 1806 Operation and Maintenance, Navy Reserve		863,832						863,832
17 2020/2022 1507 Weapons Procurement, Navy	6,500	4,235,244						4,241,744
17 2020/2022 1508 Procurement of Ammunition, Navy and USMC		981,314						981,314
17 2020/2022 1810 Other Procurement, Navy	316,103							316,103
17 2020/2021 1319 Research, Development, Test, and Eval, Navy							108,282	108,282
17 2020/2024 1205 Military Construction, Navy and Marine Corps	94,570							94,570
17 2020/2020 1106 Operation and Maintenance, Marine Corps	63,200	3,998,679					5,100	4,066,979
17 2020/2020 1107 Operation and Maintenance, USMC Reserve		230,986						230,986
57 2020/2020 3500 Military Personnel, Air Force	31,732							31,732
57 2020/2020 3400 Operation and Maintenance, Air Force	371,120	22,132,333				1,500,000	19,172	24,022,625
57 2020/2020 3740 Operation and Maintenance, Air Force Reserve		1,165,373						1,165,373
57 2020/2020 3840 Operation and Maintenance, Air Natl Guard		3,115,073						3,115,073
57 2020/2022 3010 Aircraft Procurement, Air Force	7,025	338,000						345,025
57 2020/2022 3011 Procurement of Ammunition, Air Force		1,667,961						1,667,961
57 2020/2022 3080 Other Procurement, Air Force	226,250		655,000				3,419,769	4,301,019
57 2020/2021 3600 Research, Development, Test and Eval, Air Force							78,713	78,713
57 2020/2024 3300 Military Construction, Air Force	325,988					66,000		391,988
97 2020/2020 0100 Operation and Maintenance, Defense-Wide	161,368		80,500		15,000	0	1,285,450	1,542,318
97 2020/2021 0100 Operation and Maintenance, Defense-Wide	300,000				749,178			1,049,178
97 2020/2022 0300 Procurement, Defense-Wide			5,000				46,452	51,452
97 2020/2021 0400 Research, Development, Test and Eval, Defense							176,364	176,364
97 2020/2024 0500 Military Construction, Defense-wide (DLA)	46,000							46,000
97 2020/2022 0350 National Guard and Reserve Equipment						1,300,000		1,300,000
97 2020/XXXX 4930 Defense Working Capital Fund	20,100							20,100
Non-War Programs Totals	5,938,288	91,943,310	769,000	9,200,000	764,178	6,180,729	5,207,775	120,003,280

FY 2020 Cost of War for FY 2019 Appropriations

FY 2020 Estimate of Cost of War for FY 2019 Appropriations
(Amounts in Thousands)
As of September 30, 2020

APPROPRIATION Fiscal Year 2019 Accounts	Notes	Funds Appropriated 1/	Funds Transferred	Funds Available	Obligations September 2020	Obligations CFI 2/3/	Disbursements CFI 3/	Unpaid Obligations	Unobligated Balance	Percent Obligated
21 2019/2019 2010 Military Personnel, Army		2,679,436	171,226	2,850,662	0	2,850,659	2,850,659	0	3	100%
21 2019/2019 2070 Reserve Personnel, Army		26,377	0	26,377	0	20,963	20,543	420	5,414	79%
21 2019/2019 2060 National Guard Personnel, Army		167,383	0	167,383	0	158,704	157,413	1,291	8,679	95%
21 2019/2019 2020 Operation and Maintenance, Army		16,415,730	-111,790	16,303,940	-353	15,930,238	14,590,552	1,339,686	373,702	98%
21 2019/2019 2080 Operation and Maintenance, Army Reserve		41,887	0	41,887	0	39,450	35,871	3,579	2,437	94%
21 2019/2019 2065 Operation and Maintenance, Army Natl Guard		110,229	485	110,714	0	107,238	92,844	14,394	3,476	97%
21 2019/2021 2031 Aircraft Procurement, Army		309,093	-16,619	292,474	186	265,800	114,250	151,550	26,674	91%
21 2019/2021 2032 Missile Procurement, Army		1,155,413	-86,071	1,069,342	15	1,032,567	327,481	705,086	36,775	97%
21 2019/2021 2033 Procurement of Weapons & Tracked Vehicles		11,662	-440	11,222	13	10,944	1,345	9,599	278	98%
21 2019/2021 2034 Procurement of Ammunition, Army		97,864	-12,503	85,361	609	53,055	21,757	31,298	32,306	62%
21 2019/2021 2035 Other Procurement, Army		1,112,977	5,694	1,118,671	17,588	1,048,801	609,098	439,703	69,870	94%
21 2019/2020 2040 Research, Development, Test, and Eval, Army		285,104	28,044	313,148	11336	310,574	240,990	69,584	2,574	99%
21 2019/2023 2050 Military Construction, Army		69,000	-69,000	0	0	0	0	0	0	0%
17 2019/2019 1453 Military Personnel, Navy		382,661	0	382,661	0	374,193	373,179	1,014	8,468	98%
17 2019/2019 1405 Reserve Personnel, Navy		11,100	618	11,718	0	11,718	10,703	1,015	0	100%
17 2019/2019 1804 Operation and Maintenance, Navy		4,727,756	-61,051	4,666,705	0	4,666,704	3,211,849	1,454,855	1	100%
17 2019/2019 1806 Operation and Maintenance, Navy Reserve		25,637	43	25,680	0	25,577	9,764	15,813	103	100%
17 2019/2021 1506 Aircraft Procurement, Navy		80,119	145,100	225,219	8,589	220,124	57,441	162,683	5,095	98%
17 2019/2021 1507 Weapons Procurement, Navy		7,634	-1	7,633	0	7,393	2,820	4,573	240	97%
17 2019/2021 1508 Procurement of Ammunition, Navy and USMC		246,541	-33,332	213,209	2	212,576	72,410	140,166	633	100%
17 2019/2021 1810 Other Procurement, Navy		128,723	44,844	173,567	17,102	130,094	82,622	47,472	43,473	75%
17 2019/2020 1319 Research, Development, Test, and Eval, Navy		167,812	-117,659	50,153	21	32,153	31,093	1,060	18,000	64%
17 2019/2019 1105 Military Personnel, Marine Corps		109,232	24,573	133,805	0	133,781	133,781	0	24	100%
17 2019/2019 1108 Reserve Personnel, Marine Corps		2,380	0	2,380	0	1,070	0	1,070	1,310	45%
17 2019/2019 1106 Operation and Maintenance, Marine Corps		1,054,300	121,286	1,175,586	98	1,170,008	1,095,924	74,084	5,578	100%
17 2019/2019 1107 Operation and Maintenance, USMC Reserve		3,345	0	3,345	-1	3,241	1,789	1,452	104	97%
17 2019/2021 1109 Procurement, Marine Corps		58,023	3,125	61,148	-1,051	54,958	38,510	16,448	6,190	90%
57 2019/2019 3500 Military Personnel, Air Force		910,958	68,990	979,948	0	979,948	979,948	0	0	100%
57 2019/2019 3700 Reserve Personnel, Air Force		21,076	0	21,076	0	21,076	15,018	6,058	0	100%
57 2019/2019 3850 National Guard Personnel, Air Force		5,460	0	5,460	0	4,907	4,607	300	553	90%
57 2019/2019 3400 Operation and Maintenance, Air Force		8,873,245	64,518	8,937,763	-483	8,880,919	8,018,043	862,876	56,844	99%
57 2019/2019 3740 Operation and Maintenance, Air Force Reserve		60,500	0	60,500	-3	48,826	42,271	6,555	11,674	81%
57 2019/2019 3840 Operation and Maintenance, Air Natl Guard		15,870	0	15,870	0	11,197	5,152	6,045	4,673	71%
57 2019/2021 3010 Aircraft Procurement, Air Force		986,880	-110,578	876,302	3481	701,175	122,007	579,168	175,127	80%
57 2019/2021 3020 Missile Procurement, Air Force		431,926	-306	431,620	138779	385,852	20,980	364,872	45,768	89%
57 2019/2021 3011 Procurement of Ammunition, Air Force		1,421,516	-50,000	1,371,516	-20922	1,315,379	560,190	755,189	56,137	96%
57 2019/2021 3080 Other Procurement, Air Force		3,509,515	-3,232,879	276,636	18455	197,795	81,599	116,196	78,841	72%
57 2019/2020 3600 Research, Development, Test and Eval, Air Force		314,271	-115,327	198,944	42238	154,556	117,143	37,413	44,388	78%
97 2019/2019 0100 Operation and Maintenance, Defense-Wide		6,334,274	-1,263,769	5,070,505	-1802	4,792,892	3,271,286	1,521,606	277,613	95%
97 2019/2020 0100 Operation and Maintenance, Defense-Wide		1,843,200	-1,675,735	167,465	0	28,896	9,999	18,897	138,569	17%
97 2019/2019 0107 Office of the Inspector General, Defense		24,692	0	24,692	0	23,444	21,152	2,292	1,248	95%
97 2019/2019 0130 Defense Health Program, Defense		352,068	0	352,068	-22	346,381	333,911	12,470	5,687	98%
97 2019/2021 0300 Procurement, Defense-Wide		572,135	68,527	640,662	3,668	534,379	307,627	226,752	106,283	83%
97 2019/2020 0400 Research, Development, Test and Eval, Defense	5/	500,544	-280,061	220,483	2,810	228,142	193,687	34,455	-7,659	103%
21 2019/2020 2091 Afghanistan Security Forces Fund, Army		5,199,450	-1,279,450	3,920,000	255,999	3,684,663	3,328,417	356,246	235,337	94%
97 2019/2019 0105 Drug Interdiction & Cntr Drug Activities		153,100	-153,100	0	0	0	0	0	0	0%
21 2019/2020 2099 Counter-ISIL Train and Equip Fund		1,400,000	-497,800	902,200	3373	811,505	768,767	42,738	90,695	90%

FY 2020 Estimate of Cost of War for FY 2019 Appropriations
(Amounts in Thousands)
As of September 30, 2020

APPROPRIATION Fiscal Year 2019 Accounts	Notes	Funds Appropriated 1/	Funds Transferred	Funds Available	Obligations September 2020	Obligations CFI 2/3/	Disbursements CFI 3/	Unpaid Obligations	Unobligated Balance	Percent Obligated
Sub-Total		62,418,098	-8,420,398	53,997,700	499,725	52,024,515	42,386,492	9,638,023	1,973,185	96%
Non-War Funds	4/	15,846,317	0	0	0	0	0	0	0	0%
Operation Noble Eagle - Baseline Funds	2/	0	0	132,656	0	0	0	0	0	0%
Grand Total		78,264,415	-8,420,398	54,130,356	499,725	52,024,515	42,386,492	9,638,023	1,973,185	96%

**FY 2020 Estimate of Cost of War for FY 2019 Appropriations
(Amounts in Thousands)
As of September 30, 2020**

FY 2019 Status of Funds Footnotes:

1/ Reflects funding provided in Public Law 115-245, Department of Defense Appropriations Act, 2019, and Public Law 115-244, Department of Defense Military Construction Appropriations Act, 2019'

2/ Obligations include **\$132,656** for Operation Noble Eagle (ONE) as a cost of war.

3/ CFI is Cumulative From Inception.

4/ Non-War funds excluded from the Cost of War report.

5/Obligations exceed funding, research being conducted and will be corrected in the next reporting period.

**FY 2020 Estimate of Cost of War for FY 2019 Appropriations
(Amounts in Thousands)
As of September 30, 2020**

Table 1 -- Reprogramming Actions into/out of Cost of War Funds																	
Reprogramming Action:	1	2	3	4	5	6	7	8	9	10	11	12	13	14	15	16	17
APPROPRIATION																	
2019/2019 2010 Military Personnel, Army									171,226								
2019/2019 2020 Operation and Maintenance, Army	-580,911		119,900	338,000	46,454			2,300	132,652					-129,085			-41,100
2019/2019 2065 Operation and Maintenance, Army Natl Guard	485																
2019/2021 2031 Aircraft Procurement, Army				-16,400												-219	
2019/2021 2032 Missile Procurement, Army	-8,000			-84,447											-448		
2019/2021 2033 Procurement of Weapons and Tracked Vehicles				-5,075	5,075								-13,176		-440		
2019/2021 2034 Procurement of Ammunition, Army				-10,450											-2,053		
2019/2021 2035 Other Procurement, Army				-18,002	1,500										-894		23,090
2019/2020 2040 Research, Development, Test and Eval, Army				-24,500	23,000								29,575		-31		
2019/2023 2050 Military Construction, Army				-69,000													
2019/2020 2091 Afghanistan Security Forces Fund, Army	-124,827			-154,623			-604,000					-396,000					
2019/2020 2099 Counter-ISIL Train and Equip Fund	-47,800											-450,000					
2019/2019 1405 Reserve Personnel, Navy									618								
2019/2019 1804 Operation and Maintenance, Navy	-590,062		864	415,000	54,500			22,000	30,406	1							6,240
2019/2019 1806 Operation and Maintenance, Navy Reserve	43							4,239	1	-4,240							
2019/2021 1810 Other Procurement, Navy	-4,800			-6,000	10,000				28,000						3,641		14,003
2019/2021 1506 Aircraft Procurement, Navy				152,000						0					-9,000		5,200
2019/2021 1507 Weapons Procurement, Navy									-3,100						-1		
2019/2021 1508 Procurement of Ammunition, Navy & USMC				-16,758											-16,574		
2019/2020 1319 Research, Development, Test, and Eval, Navy	-117,262														-377		
2019/2019 1106 Operation and Maintenance, Marine Corps	-172,601			171,095	5,900						116,892						
2019/2019 1105 Military Personnel, Marine Corps									24,573								
2019/2021 1109 Procurement, Marine Corps																	3,125
2019/2019 3700 Reserve Personnel, Air Force			250				-250										
2019/2019 3500 Military Personnel, Air Force								66,318	2,672								
2019/2019 3400 Operation and Maintenance, Air Force	-616,431		32,086	542,885	1,990			22,388	63,570								18,030
2019/2021 3010 Aircraft Procurement, Air Force	-63,640							-6,553	-83,655	-45,000					-1,396		89,666
2019/2021 3011 Procurement of Ammunition, Air Force	-50,000														-428		122
2019/2021 3020 Missile Procurement, Air Force																	
2019/2021 3080 Other Procurement, Air Force	-3,242,032	-18,000						6,614		989							19,550
2019/2020 3600 Research, Development, Test and Eval, Air Force	-122,990			7,663					3,100	-3,100							
2019/2019 0100 Operation and Maintenance, Defense-Wide	-1,308,538		7,000	-86,017	374,296	360		-59,039	36,153								-227,984
2019/2020 0100 Operation and Maintenance, Defense-Wide	-793,442			-149,758	-600,000		-77,535		-25,000				-30,000				
2019/2021 0300 Procurement, Defense-Wide	-39,559							12,290									95,796
2019/2020 0400 Research, Development, Test and Eval, Defense	-182,031			-98,030	5,000												-5,000
2019/2019 0105 Drug Interdiction and Counter Drug Activities			-153,100						0								
Reprogramming Total	-8,064,418	-16,000	7,000	907,583	-72,285	360	-681,785	70,557	381,216	-51,350	116,892	-876,000	29,575	-129,085	-13,176	-28,220	738
Cumulative Reprogramming Total	-8,064,418	-8,082,418	-8,075,418	-7,167,835	-7,240,120	-7,239,760	-7,921,545	-7,850,988	-7,469,772	-7,521,122	-7,404,230	-8,280,230	-8,250,655	-8,379,740	-8,392,916	-8,421,136	-8,420,398

1. PL 115-245
2. PL 115-245
3. Other Non War; FY 19-05IR
4. PL 115-245
5. FY19-04 IR; FY19-03 PA; PL115-245
6. FY19-02 RA
7. FY 19-02 RA
8. FY19-09 PA; FY 19-27 IR; Base Funds
9. Base Funds; FY19-09 PA; FY19-10 PA; FY19-23 IR; FY19-33 IR;
10. Base Funds; FY19-10 PA; FY19-23 IR; BTR
11. Base funds
12. PL 116-93
13. FY 20-02 PA signed 10/23/2019
14. FY 19-35 IR Reverse FY 19-35 IR
15. Rescission
16. FY 20-33 IR; BTR; Rescissions
17. FY19-17 IR; FY19-23 IR; Base Funds; FY19-05; FY20-33; FY19-

Table 2 -- Non-War Programs or Programs Whose Execution Is Not Included in the DoD Cost of War Report						
Non-War Not Reported on the DoD Cost of War Report	Fund Item Description	Military Personnel	Operation & Maintenance	Military Construction	Procurement	RDTE
21 2019/2019 2020 Operation and Maintenance, Army	Congressional transfer from Title II to Title IX		600,000		-	600,000
17 2019/2019 1804 Operation and Maintenance, Navy	Congressional transfer from Title II to Title IX		600,000		-	600,000
17 2019/2019 1106 Operation and Maintenance, Marine Corps	Congressional transfer from Title II to Title IX		171,095		-	171,095
57 2019/2019 3400 Operation and Maintenance, Air Force	Congressional transfer from Title II to Title IX		600,000		-	600,000
97 2019/2020 0100 Operation and Maintenance, Defense-Wide	Congressional transfer from Title II to Title IX		50,000		-	50,000
57 2019/2023 3300 Military Construction, Air Force	Congressional transfer from Title II to Title IX		-	69,000		69,000

FY 2020 Estimate of Cost of War for FY 2019 Appropriations
(Amounts in Thousands)
As of September 30, 2020

Subtotal		2,021,095	69,000	-	-	2,090,095
21 2019/2019 2020 Operation and Maintenance, Army	Congressional Marks	338,000				338,000
21 2019/2021 2031 Aircraft Procurement, Army	Congressional Marks			-16,400		-16,400
21 2019/2021 2032 Missile Procurement, Army	Congressional Marks			-72,447		-72,447
21 2019/2021 2034 Procurement of Ammunition, Army	Congressional Marks			-10,450		-10,450
21 2019/2021 2035 Other Procurement, Army	Congressional Marks			-18,002		-18,002
21 2019/2020 2040 Research, Development, Test & Evaluation, Army	Congressional Marks				-1,500	-1,500
17 2019/2019 1506 Operation and Maintenance, Navy	Congressional Marks	415,000				415,000
17 2019/2021 1506 Aircraft Procurement, Navy	Congressional Marks			152,000		152,000
17 2019/2021 1508 Procurement of Ammunition, Navy & Marine	Congressional Marks			-16,758		-16,758
17 2019/2021 1810 Other Procurement, Navy	Congressional Marks			-6,000		-6,000
17 2019/2019 1106 Operation and Maintenance, Marine Corps	Congressional Marks	171,095				171,095
57 2019/2019 3400 Operation and Maintenance, Air Force	Congressional Marks	542,885				542,885
57 2019/2021 3010 Aircraft Procurement, Air Force	Congressional Marks			-63,640		-63,640
57 2019/2021 3011 Procurement of Ammunition, Air Force	Congressional Marks			-50,000		-50,000
57 2019/2021 3080 Other Procurement, Air Force	Congressional Marks			-48,668		-48,668
57 2019/2020 3600 Research, Development, Test and Eval, Air Force	Congressional Marks				7,663	7,663
97 2019/2019 0100 Operation and Maintenance, Defense-Wide	Congressional Marks	463,983				463,983
97 2019/2020 0100 Operation and Maintenance, Defense-Wide	Congressional Marks	-150,000				-150,000
97 2019/2020 0400 Research, Development, Test and Eval, Defense	Congressional Marks				-105,400	-105,400
21 2019/2020 2091 Afghanistan Security Forces Fund, Army	Congressional Marks	-279,450				-279,450
21 2019/2020 2099 Counter ISIL Train an Equip Fund, Army	Congressional Marks	-47,800				-47,800
21 2019/2023 2050 Military Construction, Army	Congressional Marks		-69,000			-69,000
57 2019/2023 3300 Military Construction, Air Force	Congressional Marks		69,000			69,000
Subtotal		1,453,713	0	0	-150,365	-99,237
European Deterrence Initiative ¹		344,598		791,020	2,639,372	17,000
Fuel Increase			2,742,437			
Non-DoD Classified Programs			101,954			
Other Non-War - Title 10 Additional Appropriations			1,376,874	60,000	3,255,723	414,403
			808,200			530
Non-War Programs Totals		344,598	9,957,986	920,020	5,594,365	233,459
						15,846,317

Notes:

¹ Includes Ukraine Security Assistance Initiative funding

FY 2020 Cost of War for FY 2018 Appropriations

FY 2020 Estimate of Cost of War for FY 2018 Appropriations
(Amounts in Thousands)
As of September 30, 2020

APPROPRIATION Fiscal Year 2018 Accounts	Notes	Funds Appropriated 1/	Funds Transferred	Funds Available	Obligations September 2020	Obligations CFI 2/3/	Disbursements CFI 3/	Unpaid Obligations	Unobligated Balance	Percent Obligated
21 2018/2018 2010 Military Personnel, Army		2,527,223	80,783	2,608,006	0	2,608,006	2,608,006	0	0	100%
21 2018/2018 2070 Reserve Personnel, Army		17,842	4,179	22,021	0	21,156	20,977	179	865	96%
21 2018/2018 2060 National Guard Personnel, Army		164,099	1,161	165,260	0	156,793	152,313	4,480	8,467	95%
21 2018/2018 2020 Operation and Maintenance, Army		15,268,635	224,232	15,492,867	-1,105	15,215,872	14,607,516	608,356	276,995	98%
21 2018/2018 2080 Operation and Maintenance, Army Reserve		24,699	4,600	29,299	0	24,414	23,344	1,070	4,885	83%
21 2018/2018 2065 Operation and Maintenance, Army Natl Guard		108,036	0	108,036	0	102,864	96,972	5,892	5,172	95%
21 2018/2020 2031 Aircraft Procurement, Army		387,211	12,590	399,801	-21,979	388,741	170,147	218,594	11,060	97%
21 2018/2020 2032 Missile Procurement, Army		628,264	-168	628,096	761	628,082	394,255	233,827	14	100%
21 2018/2020 2034 Procurement of Ammunition, Army		119,372	0	119,372	0	119,361	32,623	86,738	11	100%
21 2018/2020 2035 Other Procurement, Army		276,179	19,062	295,241	7,405	294,057	251,865	42,192	1,184	100%
21 2018/2019 2040 Research, Development, Test, and Eval, Army		182,876	0	182,876	173,290	173,290	154,702	18,588	9,586	95%
21 2018/2022 2050 Military Construction, Army		130,400	-6,400	124,000	62	75,720	16,014	59,706	48,280	61%
17 2018/2018 1453 Military Personnel, Navy		376,991	7,988	384,979	0	384,979	382,411	2,568	0	100%
17 2018/2018 1405 Reserve Personnel, Navy		9,091	3,911	13,002	0	13,002	12,427	575	0	100%
17 2018/2018 1804 Operation and Maintenance, Navy		5,747,024	323,995	6,071,019	0	6,052,708	3,583,408	2,469,300	18,311	100%
17 2018/2018 1806 Operation and Maintenance, Navy Reserve		23,980	0	23,980	0	21,453	14,131	7,322	2,527	89%
17 2018/2020 1506 Aircraft Procurement, Navy		157,300	9,100	166,400	3,913	166,379	136,483	29,896	21	100%
17 2018/2020 1507 Weapons Procurement, Navy		130,994	0	130,994	291	130,874	98,866	32,008	120	100%
17 2018/2020 1508 Procurement of Ammunition, Navy and USMC		233,406	-192	233,214	190	233,210	175,075	58,135	4	100%
17 2018/2020 1810 Other Procurement, Navy		178,573	24,766	203,339	5,047	201,248	149,566	51,682	2,091	99%
17 2018/2019 1319 Research, Development, Test, and Eval, Navy		66,110	-96	66,014	0	42,413	41,478	935	23,601	64%
17 2018/2022 1205 Military Construction, Navy and Marine Corps		31,890	-18,500	13,390	0	10,676	2,272	8,404	2,714	80%
17 2018/2018 1105 Military Personnel, Marine Corps		103,979	7,837	111,816	0	111,816	111,816	0	0	100%
17 2018/2018 1108 Reserve Personnel, Marine Corps		2,328	0	2,328	0	2,287	323	1,964	41	98%
17 2018/2018 1106 Operation and Maintenance, Marine Corps		1,099,624	5,896	1,105,520	-645	1,102,494	708,814	393,680	3,026	100%
17 2018/2018 1107 Operation and Maintenance, USMC Reserve		3,367	0	3,367	0	2,973	2,027	946	394	88%
17 2018/2020 1109 Procurement, Marine Corps		64,307	12,150	76,457	36	72,433	64,663	7,770	4,024	95%
57 2018/2018 3500 Military Personnel, Air Force		884,757	80,000	964,757	0	958,833	958,833	0	5,924	99%
57 2018/2018 3700 Reserve Personnel, Air Force		20,569	40	20,609	0	20,607	13,525	7,082	2	100%
57 2018/2018 3850 National Guard Personnel, Air Force		5,004	480	5,484	0	4,551	3,746	805	933	83%
57 2018/2018 3400 Operation and Maintenance, Air Force		9,697,446	246,812	9,944,258	-19,995	9,769,325	9,173,777	595,548	174,933	98%
57 2018/2018 3740 Operation and Maintenance, Air Force Reserve		53,523	0	53,523	0	46,511	45,838	673	7,012	87%
57 2018/2018 3840 Operation and Maintenance, Air Natl Guard		15,400	0	15,400	0	13,142	4,396	8,746	2,258	85%
57 2018/2020 3010 Aircraft Procurement, Air Force		478,521	-108,763	369,758	-4,898	318,889	121,088	197,801	50,869	86%
57 2018/2020 3020 Missile Procurement, Air Force		481,700	0	481,700	42,417	480,865	39,751	441,114	835	100%
57 2018/2020 3021 Space Procurement, Air Force		2,256	0	2,256	0	2,037	2,036	1	219	90%
57 2018/2020 3011 Procurement of Ammunition, Air Force		551,509	0	551,509	10	551,508	487,665	63,843	1	100%
57 2018/2020 3080 Other Procurement, Air Force		123,017	6,750	129,767	38,160	86,140	42,859	43,281	43,627	66%
57 2018/2019 3600 Research, Development, Test and Eval, Air Force		63,200	-589	62,611	30,000	45,988	45,969	19	16,623	73%
57 2018/2022 3300 Military Construction, Air Force		275,522	-68,322	207,200	612	72,366	29,159	43,207	134,834	35%
97 2018/2018 0100 Operation and Maintenance, Defense-Wide		5,208,055	-477,947	4,730,108	-3,622	3,563,087	2,537,607	1,025,480	1,167,021	75%
97 2018/2019 0100 Operation and Maintenance, Defense-Wide		1,000,000	-800,000	200,000	0	170,119	170,111	8	29,881	85%
97 2018/2018 0107 Office of the Inspector General, Defense		24,692	0	24,692	-11	18,336	16,340	1,996	6,356	74%
97 2018/2018 0130 Defense Health Program, Defense		395,805	8,263	404,068	-4	400,714	391,083	9,631	3,354	99%
97 2018/2020 0300 Procurement, Defense-Wide		475,388	195,503	670,891	9,420	657,930	491,161	166,769	12,961	98%
97 2018/2019 0400 Research, Development, Test and Eval, Defense		216,220	0	216,220	-831	185,182	182,240	2,942	31,038	86%
97 2018/2022 0500 Military Construction, Defense-Wide		22,400	-22,400	0	0	0	0	0	0	0%
97 2018/XXXX 4930 Defense Working Capital Funds, Defense		98,845	55,015	153,860	0	98,845	14,824	84,021	55,015	64%
21 2018/2019 2091 Afghanistan Security Forces Fund, Army		4,666,815	0	4,666,815	-11,079	4,557,063	4,489,045	68,018	109,752	98%

FY 2020 Estimate of Cost of War for FY 2018 Appropriations
(Amounts in Thousands)
As of September 30, 2020

APPROPRIATION Fiscal Year 2018 Accounts	Notes	Funds Appropriated 1/	Funds Transferred	Funds Available	Obligations September 2020	Obligations CFI 2/3/	Disbursements CFI 3/	Unpaid Obligations	Unobligated Balance	Percent Obligated
97 2018/2018 0105 Drug Interdiction & Cntr Drug Activities		196,300	0	196,300	0	0	0	0	196,300	0%
21 2018/2019 2099 Counter-ISIL Train and Equip Fund		1,769,000	-300,000	1,469,000	-3,233	1,423,195	1,401,519	21,676	45,805	97%
Sub-Total		54,789,744	-468,264	54,321,480	244,212	51,802,534	44,675,066	7,127,468	2,518,946	95%
Non-War Funds	4/	13,904,485	0	0	0	0	0	0	0	0%
Operation Noble Eagle - Baseline Funds	2/	0	0	165,611	0	0	0	0	0	0%
Grand Total		68,694,229	-468,264	54,487,091	244,212	51,802,534	44,675,066	7,127,468	2,518,946	95%

FY 2020 Estimate of Cost of War for FY 2018 Appropriations
(Amounts in Thousands)
As of September 30, 2020

FY 2018 Status of Funds Footnotes:

1/ Reflects funding provided in Public Law 115-141, the DoD Appropriations Act, 2018.

2/ Obligations include **\$165,611** for Operation Noble Eagle (ONE) as a cost of war.

3/ CFI is Cumulative From Inception.

FY 2020 Estimate of Cost of War for FY 2018 Appropriations
(Amounts in Thousands)
As of September 30, 2020

Table 1 -- Reprogramming Actions into/out of Cost of War Funds																		
Reprogramming Action:	1	2	3	4	5	6	7	8	9	10	11	12	13	14	15	16	17	18
APPROPRIATION																		
2018/2018 2010 Military Personnel, Army						-20,000		100,783										
2018/2018 2070 Reserve Personnel, Army								4,179										
2018/2018 2060 National Guard Personnel, Army	650	511																
2018/2018 2020 Operation and Maintenance, Army	13,204	100,810	81,670	22,239	6,309		0											
2018/2018 2080 Operation and Maintenance, Army Reserve								4,600										
2018/2020 2031 Aircraft Procurement, Army			5,188								-875				8,400			-123
2018/2020 2035 Other Procurement, Army			2,900								23,975				-8,400	1,630		-1,043
2018/2018 1453 Military Personnel, Navy							0	7,988										
2018/2018 1405 Reserve Personnel, Navy								3,911										
2018/2018 1804 Operation and Maintenance, Navy	1,130	1,831	64,200	83,080				147,343					26,411					
2018/2020 1506 Aircraft Procurement, Navy				5,200												3,900		
2018/2020 1508 Procurement of Ammunition, Navy and USMC																		-192
2018/2020 1810 Other Procurement, Navy			9,500								12,000							3,266
2018/2019 1319 Research, Development, Test and Evaluation, Navy					582													-678
2018/2022 1205 Military Construction, Navy and Marine Corps													-18,500					
2018/2019 3600 Research, Development, Test and Evaluation, Air Force												-589						
2018/2018 3500 Military Personnel, Air Force								80,000										
2018/2018 1105 Military Personnel, Marine Corps							0	7,837										
2018/2018 3700 Reserve Personnel, Air Force	255	-215																
2018/2018 3850 National Guard Personnel, Air Force		480																
2018/2018 1106 Operation and Maintenance, Marine Corps												5,896						
2018/2018 3400 Operation and Maintenance, Air Force	1,063	19,601	6,500	26,750	-6,891		0	199,789										
2018/2018 0100 Operation and Maintenance, Defense-Wide			-309,725	-196,270				43,277	-2,400	69,546	-82,375							
2018/2019 0100 Operation and Maintenance, Defense-Wide									-800,000									
2018/2018 0130, Defense Health Program, Operation and Maintenance								8,263										
2018/2020 1109 Procurement, Marine Corps											12,150							
2018/2020 3080 Other Procurement, Air Force											6,750							
2018/2020 2032 Missile Procurement, Army											-40							-128
2018/2020 0300 Procurement, Defense-Wide			121,290	6,850							22,500					44,863		
2018/2020 3010 Aircraft Procurement, Air Force											-83,400	-3		-1,565	-24,399	26,204	-1,284	-24,316
2018/2018 0105 Drug Interdiction & Cntr Drug Activities							0											
2018/2019 2099 Counter ISIL Train and Equip									-300,000									
2018/2022 2050 Military Construction, Army												-6,400						
2018/2022 3300 Military Construction, Air Force												-68,322						
2018/2022 0500 Military Construction, Defense-Wide												-22,400						
2018/XXXX 4930 Defense Working Capital Funds, Defense														1,565	24,399			29,051
Reprogramming Total	16,302	123,018	-18,477	-52,151	0	-20,000	0	607,970	-1,102,400	69,546	-89,315	-91,818	7,911	0	0	76,597	-182	4,735
Cumulative Reprogramming Total	16,302	139,320	120,843	68,692	68,692	48,692	48,692	656,662	-445,738	-376,192	-465,507	-557,325	-549,414	-549,414	-549,414	-472,817	-472,999	-468,264

1. FY 18-04 IR, Drug Interdiction and Counter-Drug Activities, Defense, dated February 20, 2018
2. FY 18-16 IR, Drug Interdiction and Counter-Drug Activities, Defense, dated June 13, 2018
3. FY 18-20 IR, Intelligence, Surveillance, and Reconnaissance Request, dated July 3, 2018
4. FY 18-22 IR, Intelligence, Surveillance, and Reconnaissance Request, dated July 10, 2018
5. FY 18-26 IR, Drug Interdiction and Counter-Drug Activities, Defense, dated September 20, 2018
6. FY 18-26 PA, Defense Working Capital Fund Request, dated September 14, 2018
7. FY 18-17 PA, June 2018 Prior Approval Request (Omnibus), dated
8. Base Funds for OCO Requirements
9. Rescission (PL115-245); BTR, Lapsed Appropriation
10. FY18-20 IR; FY18-04 IR; BTR; FY18-22 IR; FY18-16 IR
11. FY18-12 PA; Rescission; FY16 NDAA, sec 828
12. FY 18-12 PA, FY 19-20 IR, Rescission; B20, Base Funds for OCO
13. Base Funds, EDI
14. FY19-09 PA
15. FY19-09 PA: FY19-10 PA
16. FY 20-26 IR
17. FY 20-33 IR; BTR

FY 2020 Estimate of Cost of War for FY 2018 Appropriations
(Amounts in Thousands)
As of September 30, 2020

18. FY 20-26 IR, FY 20-13 PA

Table 2 -- Non-War Programs or Programs Whose Execution Is Not Included in the DoD Cost of War Report						
Non-War Not Reported on the DoD Cost of War Report	Fund Item Description	Military Personnel	Operation &	Military Construction	Procurement	RDTE
21 2018/2018 2020 Operation and Maintenance, Army	Congressional transfer from Title II to Title IX		650,000	-		650,000
17 2018/2018 1804 Operation and Maintenance, Navy	Congressional transfer from Title II to Title IX		660,000	-		660,000
17 2018/2018 1106 Operation and Maintenance, Marine Corps	Congressional transfer from Title II to Title IX		260,162	-		260,162
57 2018/2018 3400 Operation and Maintenance, Air Force	Congressional transfer from Title II to Title IX		650,000	-		650,000
17 2018/2022 1205 Military Construction, Navy	Congressional transfer from Title II to Title IX		-	13,390		13,390
57 2018/2022 3300 Military Construction, Navy	Congressional transfer from Title II to Title IX		-	97,122		97,122
Operation and Maintenance, Subtotal			2,220,162	110,512	-	-
97 2018/2020 0350 National Guard and Reserve Equipment, Defense	Baseline Programs funded by Congress in OCO					1,300,000
European Deterrence Initiative ¹		214,300	2,321,405	306,930	1,870,600	64,100
Fuel Reduction			40,157			40,157
Non-DoD Classified Programs			1,296,727		2,977,778	334,439
Other Non-War - Title 10 Additional Appropriations			847,375			847,375
Non-War Programs Totals		214,300	6,725,826	417,442	4,848,378	398,539
						13,904,485

Notes:

¹ Includes Ukraine Security Assistance Initiative funding