

DMDC

Information and Technology for Better Decision Making

December 2007 Status of Forces Survey of Active Duty Members

**Topics: Permanent Change of Station (PCS) Moves and
Details on Readiness**



BRIEFING OVERVIEW

	Slide
✓ Introduction.....	3
• Permanent change of station (PCS) moves.....	11
• Details on readiness.....	59

INTRODUCTION

- Web-based, active duty survey fielded November 19, 2007 – January 10, 2008
- 63K Service members surveyed, weighted response rate of 33%
- Briefing includes results from survey topics related to permanent change of station (PCS) moves and details on readiness
- For each survey item, briefing includes the following:
 - Graphic displays of overall results
 - Tables showing results by reporting categories, e.g., Service and paygrade
 - Graphic displays of trends (when available)
 - Summary of key findings

INTRODUCTION

Briefing Includes

- Trend data by Service and paygrade groups for items included in the following surveys:

Survey	Administration Dates	Sample Size	Response Rate	Margin of Error ¹
December 2007	19 Nov 07 – 10 Jan 08	63,076	33%	±1.2%
August 2007	6 Aug – 23 Sept 07	37,652	32%	±1.6%
April 2007	26 Mar – 3 May 07	65,965	32%	±1.1%
December 2006	20 Nov 06 – 5 Jan 07	37,061	32%	±1.4%
August 2006	24 July – 31 Aug 06	39,389	28%	±1.5%
April 2006	27 Feb – 6 Apr 06	39,313	33%	±1.3%
December 2005	28 Nov 05 – 5 Jan 06	36,567	36%	±1.3%
August 2005	22 Aug – 27 Sep 05	35,461	35%	±1.4%
March 2005	25 Feb – 11 Apr 05	30,939	37%	±1.4%
December 2004	22 Nov 04 – 6 Jan 05	35,044	39%	±2.6%
August 2004	26 Jul – 2 Sep 04	38,112	40%	±1.4%
April 2004	5 Apr – 13 May 04	33,414	39%	±1.3%
November 2003	3 Nov – 11 Dec 03	33,607	38%	±1.4%
July 2003	21 Jul – 28 Aug 03	32,844	35%	±1.5%
March 2003	10 Mar – 17 Apr 03	34,929	35%	±1.4%
July 2002	8 Jul – 13 Aug 02	37,918	32%	±1.5%
<i>1999 Survey of Active Duty Personnel²</i>	17 Sep 99 – 4 Jan 00	66,040	51%	±0.8%

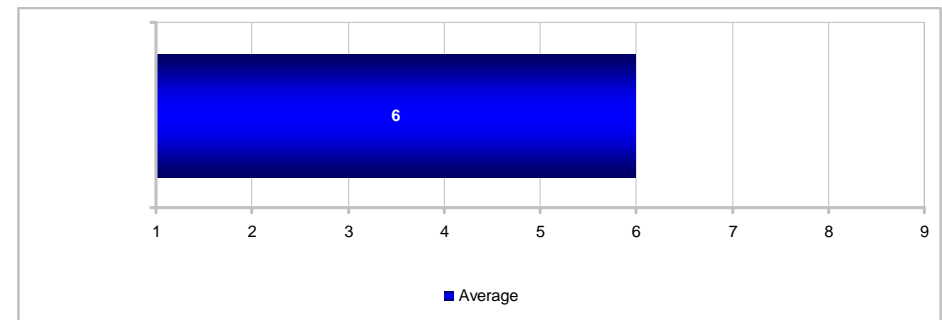
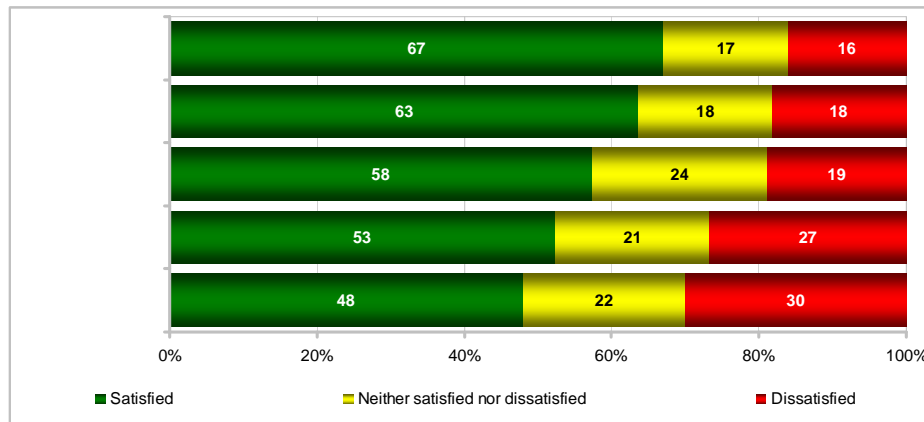
¹This is the full sample margin of error for estimates of 50% and represents the overall margin of error for the study.

²In order to maximize comparability between SOFS and the 1999 survey, Coast Guard members and Reserve component members in full-time active duty programs were excluded from the 1999 data before analyses were conducted.

INTRODUCTION

Briefing Includes

- Graphic displays of overall results



Margins of error range from $\pm 1\%$ to $\pm 2\%$

Margins of error do not exceed $\pm 2\%$

Percentages and means are reported with margins of error based on 95% confidence intervals. The range of margin of error is presented for the question or group of questions/subitems.

INTRODUCTION

Briefing Includes

- Tables showing results by reporting categories (e.g., Service, paygrade)
 - Statistical tests used to compare each subgroup to its respective “all other” group (i.e., to all others not in the subgroup)
 - Results of statistical tests shown by color coding significant differences among reporting categories
 - Results are not presented if the question does not apply to the reporting category or if the estimate is unstable
 - “NR” indicates the estimate is Not Reportable because it was based on fewer than 30 respondents or the relative standard error was high
 - “NA” indicates the response option was Not Applicable because the question did not apply to respondents in the reporting category based on answers to previous questions

KEY:	Higher Response of Satisfied			Lower Response of Satisfied			Higher Response of Dissatisfied												
	Total	Army	Navy	Marine Corps	Air Force	Enlisted 3 – 5 YOS	Enlisted 6 – 9 YOS	E1 – E4	E5 – E9	O1 – O3	O4 – O6	Army Enlisted	Army Officers	Navy Enlisted	Navy Officers	Marine Corps Enlisted	Marine Corps Officers	Air Force Enlisted	Air Force Officers
Satisfied	61	55	61	57	70	46	62	47	67	68	82	52	66	59	75	54	83	67	79
Dissatisfied	20	26	20	19	13	30	20	27	17	15	8	28	16	21	11	21	6	14	10

KEY:	More Than Average			Less Than Average													
	Total	US (Incl. Territories)	Overseas	On Base	Off Base	Non-Hispanic White	Total Minority	Single w/ Child(ren)	Single w/o Child(ren)	Married w/ Child(ren)	Married w/o Child(ren)	Male Enlisted	Male Officers	Female Enlisted	Female Officers	Male	Female
Number of days	115	115	115	103	122	121	105	NA	NA	130	NR	113	145	90	129	118	97

INTRODUCTION

Briefing Includes

- Trends are shown as estimated percentages or means
 - In summary of findings (example next page), trends also shown as differences from the current survey (e.g., percentage point change)
- Statistical tests used to compare current results with all previous survey administrations
 - Purple cells indicate December 2007 result is HIGHER
 - Yellow cells indicate December 2007 result is LOWER

	Mon-YY	Mon-YY	Mon-YY	Mon-YY	Mon-YY	Mon-YY	Mon-YY	Mon-YY	Current Survey
* Total	50	58	61	58	56	58	57	56	55
● Army	48	58	59	55	51	53	53	52	49
▲ Navy	50	60	63	60	60	61	59	60	58
■ Marine Corps	42	46	53	49	46	51	45	48	48
◆ Air Force	56	63	65	63	64	64	67	61	63

Indicates most recent survey result is significantly higher than past survey result

Indicates most recent survey result is significantly lower than past survey result

INTRODUCTION

Briefing Includes

- Summary of findings
 - Overall results followed by a listing of reporting categories that are statistically different from their respective "all other" group — for example, Army's "all other" comparison group consists of Navy, Marine Corps, and Air Force members
 - Trends are shown in table as differences over time (e.g., percentage point change) by Service and paygrade
 - Statistically significant changes of more than one percentage point for proportions and five percent for means are highlighted
 - Statistical tests used to compare most recent results with previous results are based on unrounded estimates

	Mon-YY	Mon-YY	Mon-YY	Mon-YY	Mon-YY	Mon-YY	Mon-YY	Mon-YY	Mon-YY	Current Survey
* Total	5	3		3		3				55
● Army		9								
▲ Navy	8									53
■ Marine Corps	6									43
◆ Air Force	7									63

Indicates most recent survey result is significantly higher by 5 percentage points

Indicates most recent survey result is significantly lower by 3 percentage points

Indicates the item was not asked on the survey the column represents

INTRODUCTION

Reporting Categories

Service
Army
Navy
Marine Corps
Air Force

Enlisted Years of Service
Enlisted 3 - 5 YOS
Enlisted 6 - 9 YOS

Rank
Enlisted
Officer

Paygrade
E1 – E4
E5 – E9
O1 – O3
O4 – O6

Service by Paygrade*
Army Enlisted
Army Officers
Navy Enlisted
Navy Officers
Marine Corps Enlisted
Marine Corps Officers
Air Force Enlisted
Air Force Officers

Residence
On Base
Off Base

Location
US (Incl. Territories)
Overseas

Deployment Status
Deployed
Not Deployed

Race/Ethnicity
Non-Hispanic White
Total Minority

Gender by Paygrade*
Male Enlisted
Male Officers
Female Enlisted
Female Officers

Gender
Male
Female

Marital Status
Single
Married

Family Status
Single w/ Child(ren)
Single w/o Child(ren)
Married w/ Child(ren)
Married w/o Child(ren)

*Reporting categories (e.g., Service) are broken into groups (e.g., Army). Subgroups may not be listed separately in summaries of findings if all subgroups (e.g., Army enlisted, Army officer) are subsumed in the overall group (e.g., Army).

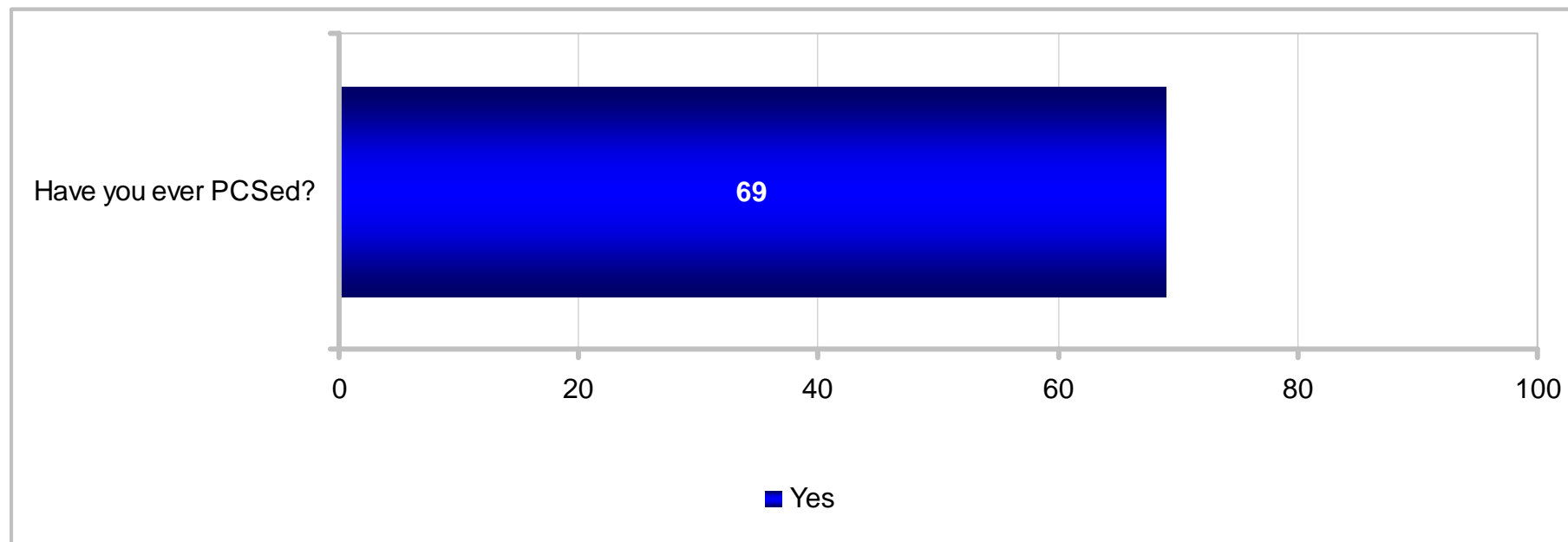
BRIEFING OVERVIEW

	Slide
• Introduction.....	3
✓ Permanent change of station (PCS) moves.....	11
• Details on readiness.....	59

PERMANENT CHANGE OF STATION (PCS) MOVES

PCS Moves

Percent of All Active Duty Members



PERMANENT CHANGE OF STATION (PCS) MOVES

PCS Moves

Percent of All Active Duty Members

KEY:	Higher Response of Yes		Lower Response of Yes																					
	Higher Response of Yes	Lower Response of Yes	Higher Response of Yes	Lower Response of Yes	Total	Army	Navy	Marine Corps	Air Force	Enlisted 3 – 5 YOS	Enlisted 6 – 9 YOS	E1 – E4	E5 – E9	O1 – O3	O4 – O6	Army Enlisted	Army Officers	Navy Enlisted	Navy Officers	Marine Corps Enlisted	Marine Corps Officers	Air Force Enlisted	Air Force Officers	
Have you ever PCSed?	69	70	69	54	75	55	84	37	88	86	99	66	90	64	96	49	95	70	91					

KEY:	Higher Response of Yes		Lower Response of Yes																				
	Higher Response of Yes	Lower Response of Yes	Higher Response of Yes	Lower Response of Yes	Total	US (Incl. Territories)	Overseas	On Base	Off Base	Non-Hispanic White	Total Minority	Enlisted	Officer	Male Enlisted	Male Officers	Female Enlisted	Female Officers	Male	Female				
Have you ever PCSed?	69	67	78	52	79	69	69	64	92	64	93	64	86	69	68								

PERMANENT CHANGE OF STATION (PCS) MOVES

PCS Moves

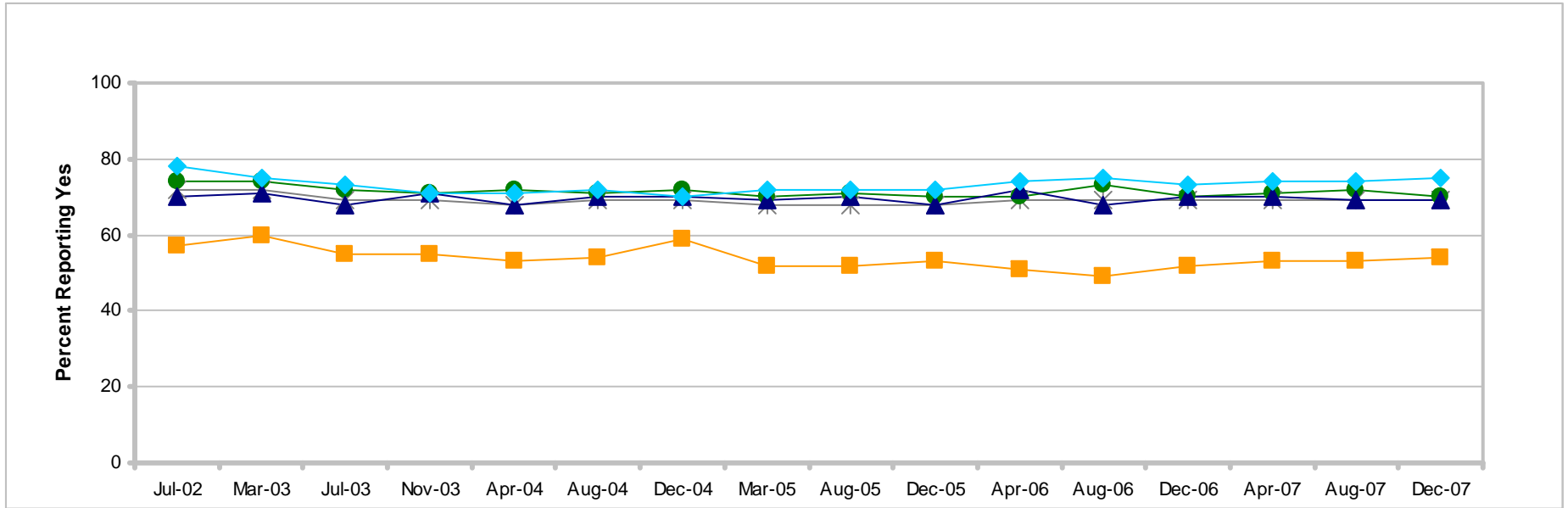
Percent of All Active Duty Members

KEY:	Higher Response of Yes		Lower Response of Yes							
	Total	Deployed	Not Deployed	Single	Married	Single w/ Child(ren)	Single w/o Child(ren)	Married w/ Child(ren)	Married w/o Child(ren)	
Have you ever PCSed?	69	70	68	54	79	79	49	85	65	

PERMANENT CHANGE OF STATION (PCS) MOVES

PCS Moves

Percent of All Active Duty Members, by Service

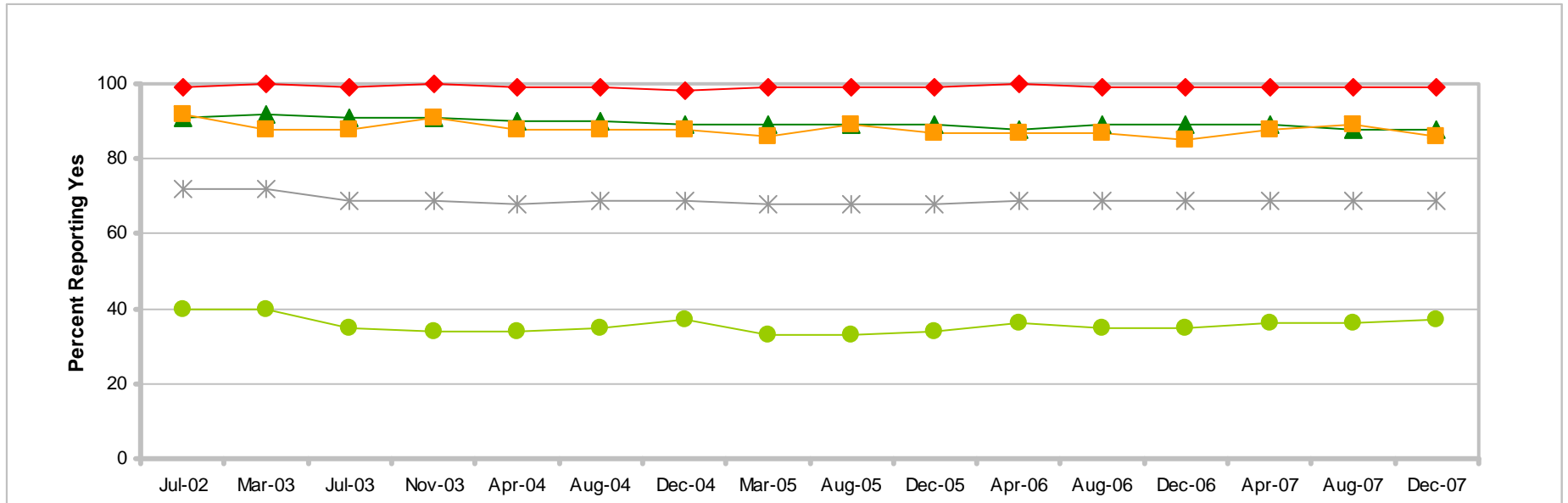


	Jul-02	Mar-03	Jul-03	Nov-03	Apr-04	Aug-04	Dec-04	Mar-05	Aug-05	Dec-05	Apr-06	Aug-06	Dec-06	Apr-07	Aug-07	Dec-07
* Total	72	72	69	69	68	69	69	68	68	68	69	69	69	69	69	69
● Army	74	74	72	71	72	71	72	70	71	70	70	73	70	71	72	70
▲ Navy	70	71	68	71	68	70	70	69	70	68	72	68	70	70	69	69
■ Marine Corps	57	60	55	55	53	54	59	52	52	53	51	49	52	53	53	54
◆ Air Force	78	75	73	71	71	72	70	72	72	72	74	75	73	74	74	75

PERMANENT CHANGE OF STATION (PCS) MOVES

PCS Moves

Percent of All Active Duty Members, by Paygrade

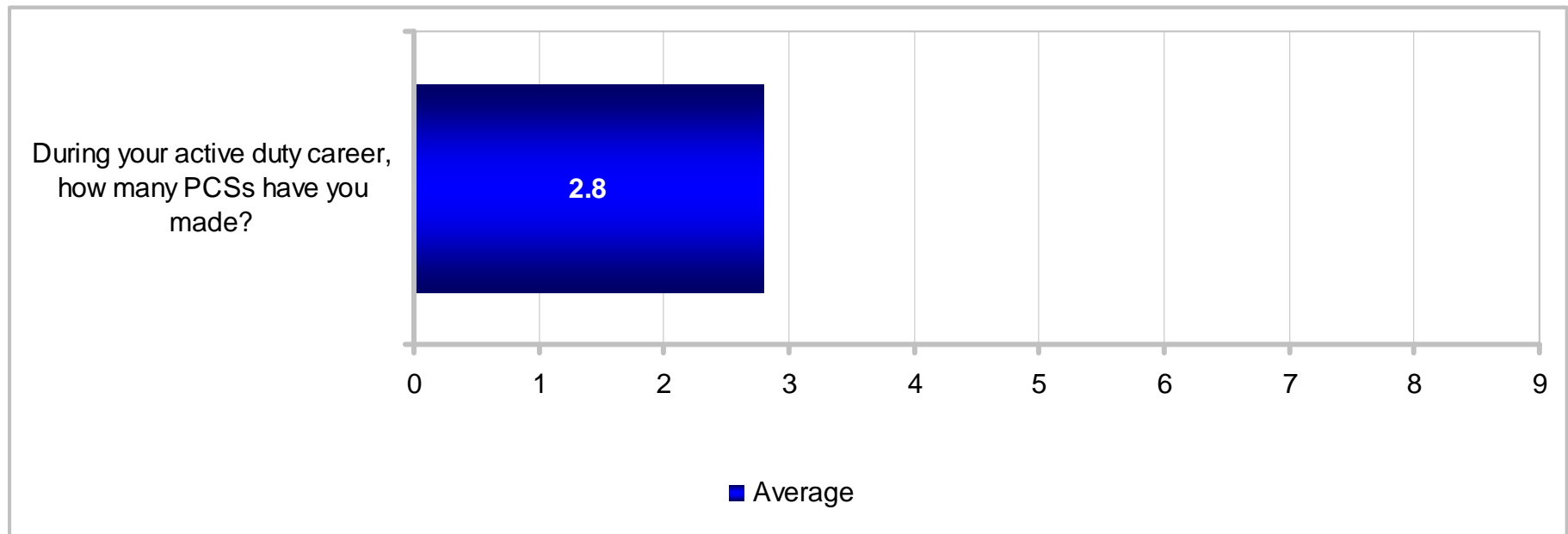


	Jul-02	Mar-03	Jul-03	Nov-03	Apr-04	Aug-04	Dec-04	Mar-05	Aug-05	Dec-05	Apr-06	Aug-06	Dec-06	Apr-07	Aug-07	Dec-07
* Total	72	72	69	69	68	69	69	68	68	68	69	69	69	69	69	69
● E1-E4	40	40	35	34	34	35	37	33	33	34	36	35	35	36	36	37
▲ E5-E9	91	92	91	91	90	90	89	89	89	89	88	89	89	89	88	88
■ O1-O3	92	88	88	91	88	88	88	86	89	87	87	87	85	88	89	86
◆ O4-O6	99	100	99	100	99	99	98	99	99	99	100	99	99	99	99	99

PERMANENT CHANGE OF STATION (PCS) MOVES

PCS Moves Made During Career

Average of All Active Duty Members



PERMANENT CHANGE OF STATION (PCS) MOVES

PCS Moves Made During Career

Average of All Active Duty Members

KEY: More Than Average Less Than Average																			
	Total	Army	Navy	Marine Corps	Air Force	Enlisted 3 – 5 YOS	Enlisted 6 – 9 YOS	E1 – E4	E5 – E9	O1 – O3	O4 – O6	Army Enlisted	Army Officers	Navy Enlisted	Navy Officers	Marine Corps Enlisted	Marine Corps Officers	Air Force Enlisted	Air Force Officers
During your active duty career, how many PCSs have you made?	2.8	2.9	2.9	2.0	2.8	1.0	2.2	0.6	3.6	3.3	7.7	2.4	5.4	2.3	6.0	1.6	5.3	2.4	4.7

KEY: More Than Average Less Than Average															
	Total	US (Incl. Territories)	Overseas	On Base	Off Base	Non-Hispanic White	Total Minority	Enlisted	Officer	Male Enlisted	Male Officers	Female Enlisted	Female Officers	Male	Female
During your active duty career, how many PCSs have you made?	2.8	2.7	2.9	1.7	3.4	2.8	2.7	2.3	5.3	2.3	5.5	2.0	4.2	2.8	2.4

PERMANENT CHANGE OF STATION (PCS) MOVES

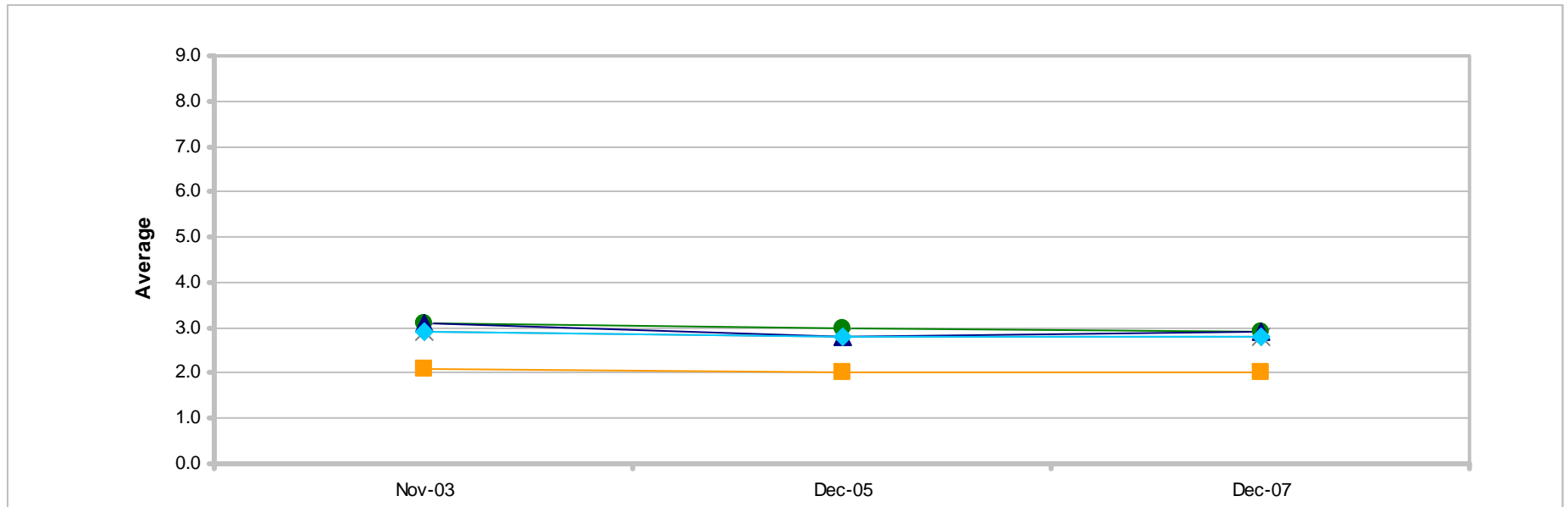
PCS Moves Made During Career

Average of All Active Duty Members

KEY:	More Than Average		Less Than Average						
	Total	Deployed	Not Deployed	Single	Married	Single w/ Child(ren)	Single w/o Child(ren)	Married w/ Child(ren)	Married w/o Child(ren)
During your active duty career, how many PCSs have you made?	2.8	2.8	2.7	1.7	3.5	3.4	1.4	4.0	2.2

PERMANENT CHANGE OF STATION (PCS) MOVES

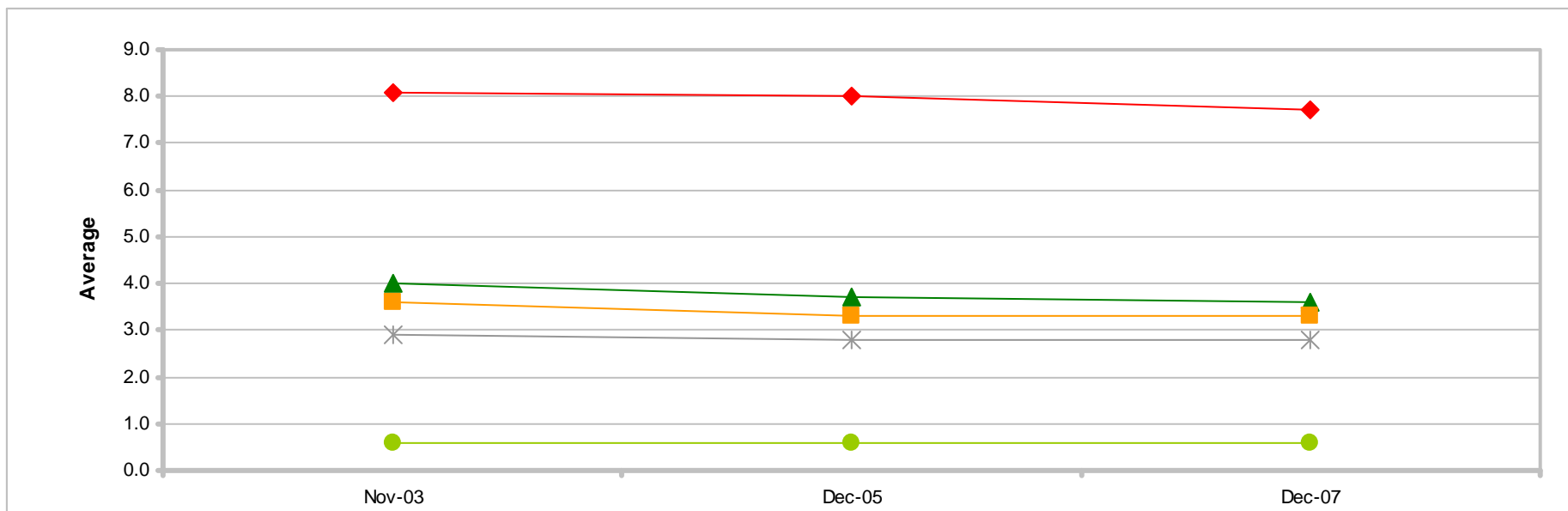
PCS Moves Made During Career Average of All Active Duty Members, by Service



	Nov-03	Dec-05	Dec-07
* Total	2.9	2.8	2.8
● Army	3.1	3.0	2.9
▲ Navy	3.1	2.8	2.9
■ Marine Corps	2.1	2.0	2.0
◆ Air Force	2.9	2.8	2.8

PERMANENT CHANGE OF STATION (PCS) MOVES

PCS Moves Made During Career Average of All Active Duty Members, by Paygrade

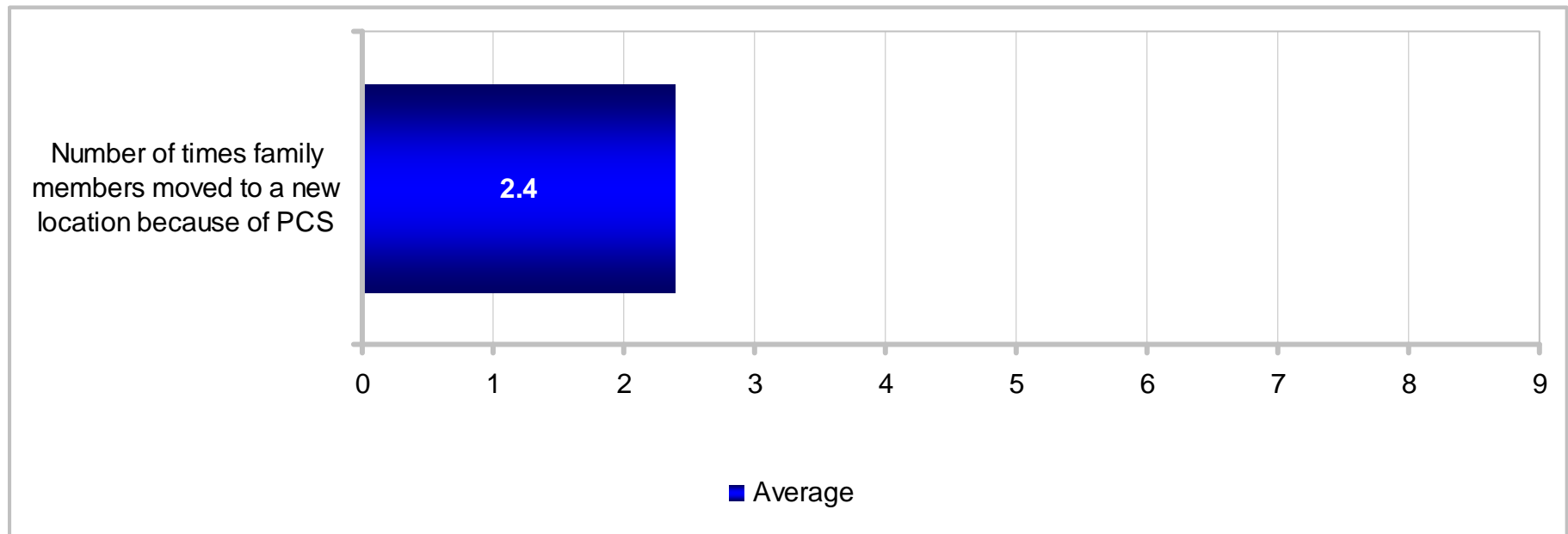


	Nov-03	Dec-05	Dec-07
Most recent HIGHER than ■ Most recent LOWER than ■			
* Total	2.9	2.8	2.8
● E1-E4	0.6	0.6	0.6
▲ E5-E9	4.0	3.7	3.6
■ O1-O3	3.6	3.3	3.3
◆ O4-O6	8.1	8.0	7.7

PERMANENT CHANGE OF STATION (PCS) MOVES

Number of Family Moves Because of PCS

Average of Members Who Were Married/Separated and/or Had Children or Other Legal Dependents and Had PCSed



PERMANENT CHANGE OF STATION (PCS) MOVES

Number of Family Moves Because of PCS

Average of Members Who Were Married/Separated and/or Had Children or Other Legal Dependents and Had PCSed

KEY: More Than Average Less Than Average	Total	Army	Navy	Marine Corps	Air Force	Enlisted 3 – 5 YOS	Enlisted 6 – 9 YOS	E1 – E4	E5 – E9	O1 – O3	O4 – O6	Army Enlisted	Army Officers	Navy Enlisted	Navy Officers	Marine Corps Enlisted	Marine Corps Officers	Air Force Enlisted	Air Force Officers
	Number of times family members moved to a new location because of PCS	2.4	2.5	2.4	1.9	2.5	0.7	1.5	0.6	2.5	2.6	5.8	2.0	4.4	1.9	4.5	1.5	4.1	2.0

KEY: More Than Average Less Than Average	Total	US (Incl. Territories)	Overseas	On Base	Off Base	Non-Hispanic White	Total Minority	Enlisted	Officer	Male Enlisted	Male Officers	Female Enlisted	Female Officers	Male	Female
	Number of times family members moved to a new location because of PCS	2.4	2.4	2.6	2.1	2.5	2.5	2.2	1.9	4.3	2.0	4.4	1.7	3.3	2.5

PERMANENT CHANGE OF STATION (PCS) MOVES

Number of Family Moves Because of PCS

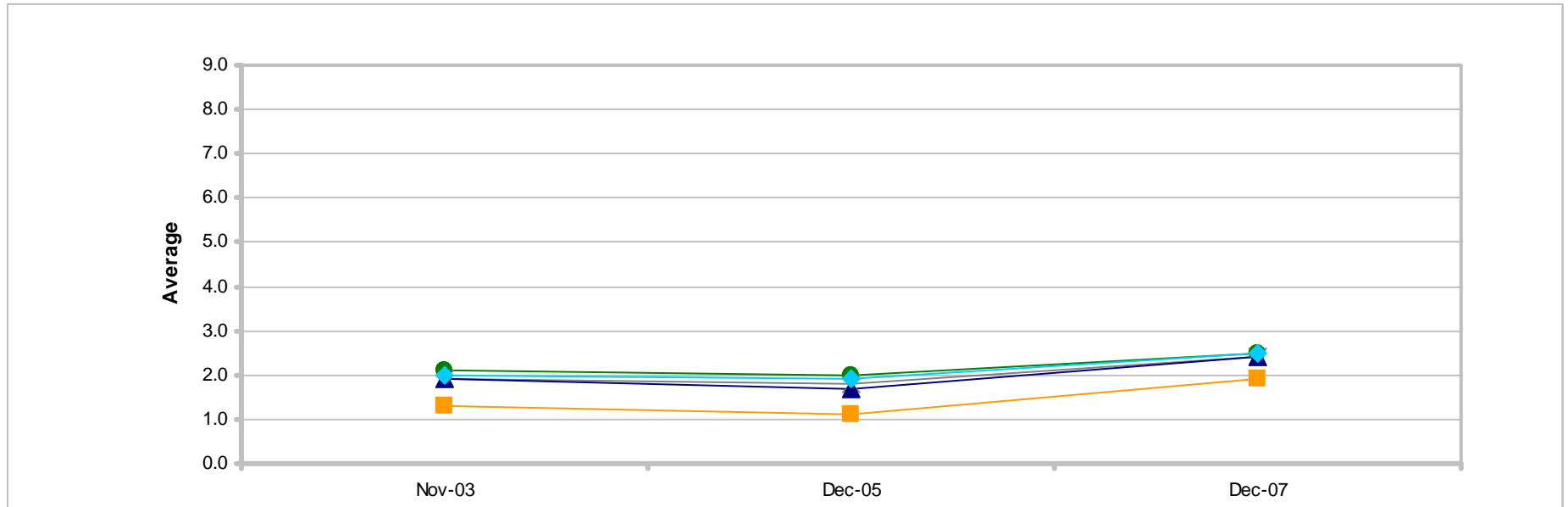
Average of Members Who Were Married/Separated and/or Had Children or Other Legal Dependents and Had PCSed

KEY:										
	Total	Deployed	Not Deployed	Single	Married	Single w/ Child(ren)	Single w/o Child(ren)	Married w/ Child(ren)	Married w/o Child(ren)	
More Than Average										
Less Than Average										
Number of times family members moved to a new location because of PCS	2.4	2.4	2.4	2.1	2.4	2.1	NR	2.9	1.3	

PERMANENT CHANGE OF STATION (PCS) MOVES

Number of Family Moves Because of PCS

Average of Members Who Were Married/Separated and/or Had Children or Other Legal Dependents and Had PCSed, by Service

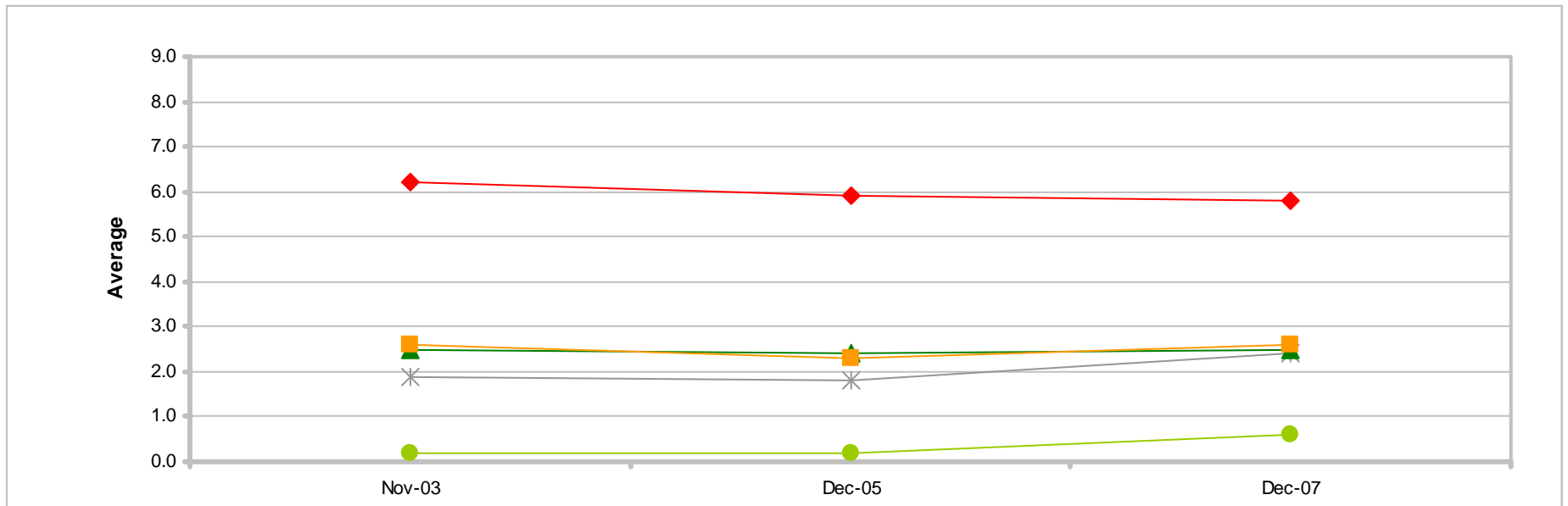


	Nov-03	Dec-05	Dec-07
* Total	1.9	1.8	2.4
● Army	2.1	2.0	2.5
▲ Navy	1.9	1.7	2.4
■ Marine Corps	1.3	1.1	1.9
◆ Air Force	2.0	1.9	2.5

PERMANENT CHANGE OF STATION (PCS) MOVES

Number of Family Moves Because of PCS

Average of Members Who Were Married/Separated and/or Had Children or Other Legal Dependents and Had PCSed, by Paygrade

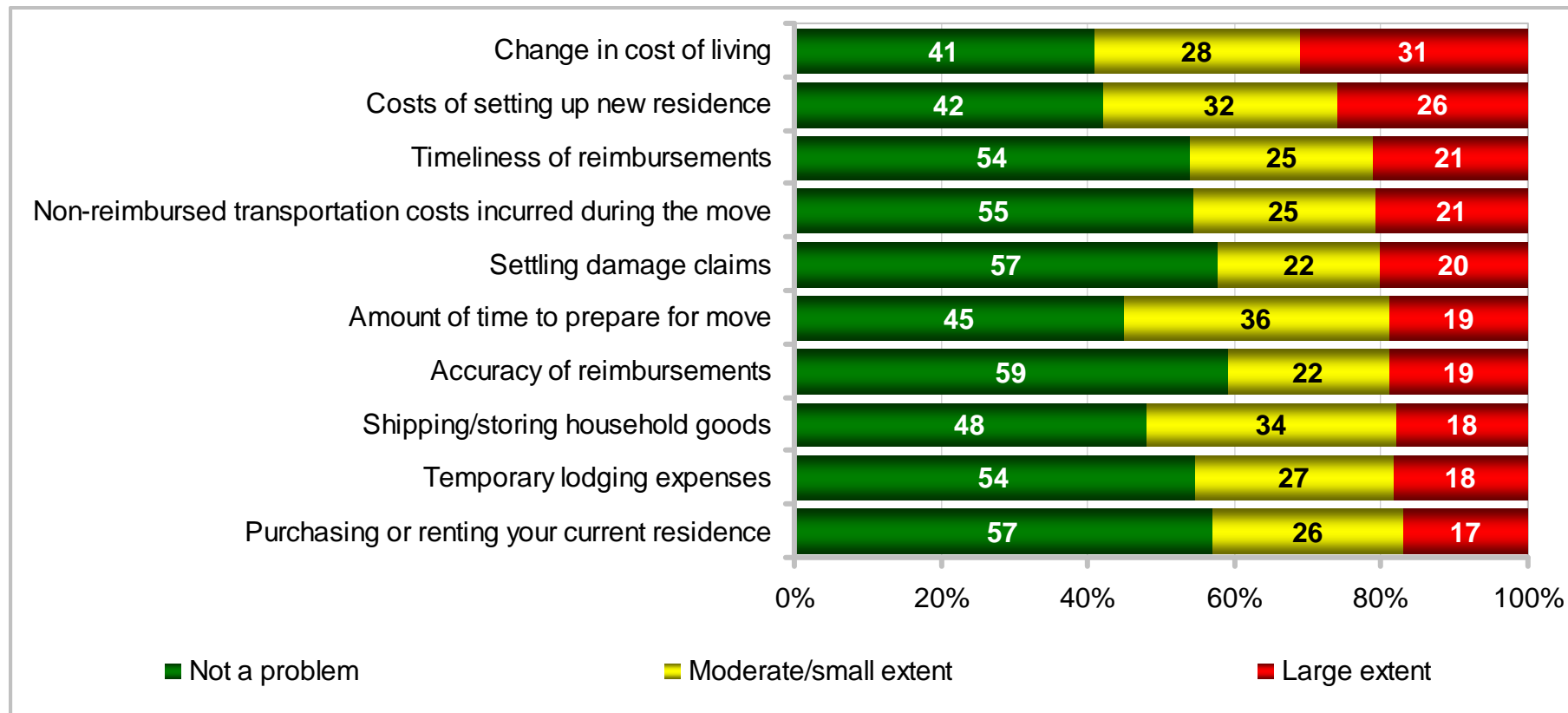


	Nov-03	Dec-05	Dec-07
* Total	1.9	1.8	2.4
● E1-E4	0.2	0.2	0.6
▲ E5-E9	2.5	2.4	2.5
■ O1-O3	2.6	2.3	2.6
◆ O4-O6	6.2	5.9	5.8

PERMANENT CHANGE OF STATION (PCS) MOVES

Extent of Problems With PCS Moves

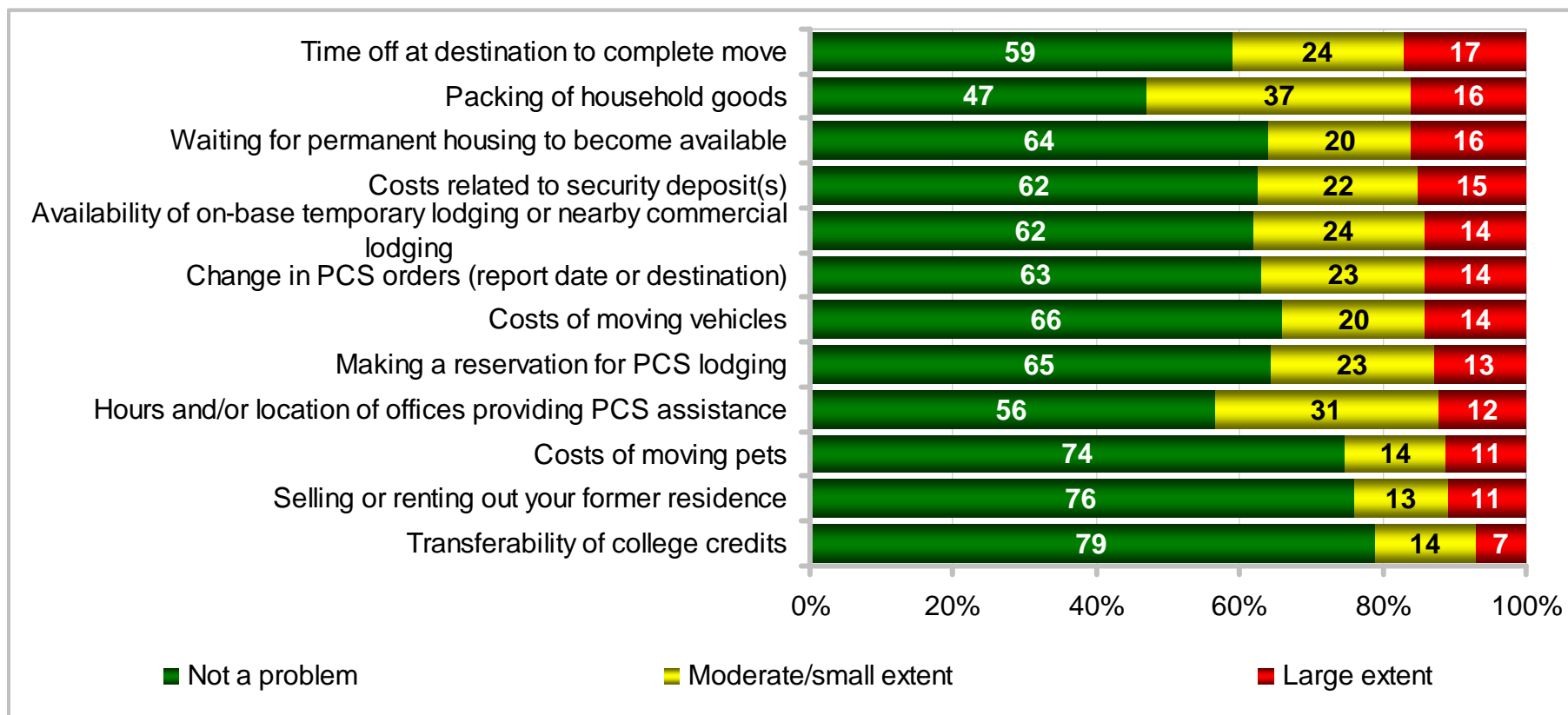
Percent of Active Duty Members Who Had at Least One PCS Move



PERMANENT CHANGE OF STATION (PCS) MOVES

Extent of Problems With PCS Moves

Percent of Active Duty Members Who Had at Least One PCS Move



PERMANENT CHANGE OF STATION (PCS) MOVES

Extent of Problems With PCS Moves

Percent of Active Duty Members Who Had at Least One PCS Move

KEY:																				
Higher Response of Not a Problem																				
Lower Response of Not a Problem																				
Higher Response of Large Extent																				
		Total	Army	Navy	Marine Corps	Air Force	Enlisted 3 – 5 YOS	Enlisted 6 – 9 YOS	E1 – E4	E5 – E9	O1 – O3	O4 – O6	Army Enlisted	Army Officers	Navy Enlisted	Navy Officers	Marine Corps Enlisted	Marine Corps Officers	Air Force Enlisted	Air Force Officers
Change in cost of living	Not a problem	41	39	42	44	42	45	37	48	38	44	40	38	41	43	41	45	42	41	42
	Large extent	31	35	30	29	29	29	37	28	35	23	26	37	27	31	26	31	25	31	23
Costs of setting up new residence	Not a problem	42	41	45	47	37	53	44	59	40	34	30	44	32	48	34	51	33	40	29
	Large extent	26	30	23	23	26	20	28	18	30	25	25	31	27	23	24	24	23	25	27
Timeliness of reimbursements	Not a problem	54	50	53	53	61	56	52	59	52	52	60	49	51	54	52	53	50	60	63
	Large extent	21	26	22	24	12	21	25	19	24	17	14	28	21	22	18	25	21	14	9
Non-reimbursed transportation costs incurred during the move	Not a problem	55	50	56	56	60	60	55	61	53	54	51	50	49	57	51	57	54	61	56
	Large extent	21	26	19	20	14	18	22	18	23	17	16	28	21	19	17	21	17	15	13
Settling damage claims	Not a problem	57	55	59	61	57	68	60	72	55	53	46	57	48	62	51	64	51	60	49
	Large extent	20	24	19	18	18	15	20	13	22	20	22	24	23	18	21	17	22	17	21

PERMANENT CHANGE OF STATION (PCS) MOVES

Extent of Problems With PCS Moves

Percent of Active Duty Members Who Had at Least One PCS Move

KEY:																				
Higher Response of Not a Problem																				
Lower Response of Not a Problem																				
Higher Response of Large Extent																				
		Total	Army	Navy	Marine Corps	Air Force	Enlisted 3 – 5 YOS	Enlisted 6 – 9 YOS	E1 – E4	E5 – E9	O1 – O3	O4 – O6	Army Enlisted	Army Officers	Navy Enlisted	Navy Officers	Marine Corps Enlisted	Marine Corps Officers	Air Force Enlisted	Air Force Officers
Amount of time to prepare for move	Not a problem	45	42	48	46	49	48	46	48	46	42	40	42	40	49	44	47	43	51	40
	Large extent	19	23	17	18	15	17	20	19	19	18	19	24	19	16	21	18	17	14	18
Accuracy of reimbursements	Not a problem	59	55	57	58	67	61	58	63	56	60	65	53	59	57	59	58	57	66	69
	Large extent	19	24	19	21	11	18	22	17	21	15	12	26	17	20	17	22	17	12	9
Shipping/storing household goods	Not a problem	48	45	50	48	50	51	49	53	48	43	40	46	42	52	43	49	45	53	40
	Large extent	18	21	17	18	15	16	20	16	19	16	18	22	18	16	18	19	15	14	18
Temporary lodging expenses	Not a problem	54	49	55	56	61	60	53	62	51	56	57	48	50	56	54	56	58	61	63
	Large extent	18	24	16	19	11	16	20	17	20	15	12	25	19	17	13	21	13	12	10
Purchasing or renting your current residence	Not a problem	57	57	56	58	58	67	56	73	56	47	45	59	51	60	43	61	47	63	44
	Large extent	17	19	16	16	15	12	17	11	18	18	21	18	20	14	21	16	17	13	19

PERMANENT CHANGE OF STATION (PCS) MOVES

Extent of Problems With PCS Moves

Percent of Active Duty Members Who Had at Least One PCS Move

KEY:																				
Higher Response of Not a Problem																				
Lower Response of Not a Problem																				
Higher Response of Large Extent																				
		Total	Army	Navy	Marine Corps	Air Force	Enlisted 3 – 5 YOS	Enlisted 6 – 9 YOS	E1 – E4	E5 – E9	O1 – O3	O4 – O6	Army Enlisted	Army Officers	Navy Enlisted	Navy Officers	Marine Corps Enlisted	Marine Corps Officers	Air Force Enlisted	Air Force Officers
Time off at destination to complete move	Not a problem	59	54	62	64	64	55	56	58	58	63	68	51	62	61	66	63	67	63	67
	Large extent	17	22	14	14	12	19	20	19	18	13	10	25	14	15	13	15	11	13	9
Packing of household goods	Not a problem	47	46	49	47	47	52	49	55	47	42	38	47	41	51	40	48	43	50	38
	Large extent	16	19	14	16	14	14	17	14	17	15	17	20	17	14	16	17	13	13	17
Waiting for permanent housing to become available	Not a problem	64	57	70	64	68	65	61	66	61	72	67	55	65	68	74	63	68	67	72
	Large extent	16	22	12	18	11	14	19	14	18	11	15	23	17	12	11	19	16	11	11
Costs related to security deposit(s)	Not a problem	62	60	61	65	67	67	57	71	57	67	73	58	65	60	67	65	66	64	74
	Large extent	15	19	14	14	11	11	20	12	19	10	7	21	11	15	10	15	10	13	6
Availability of on-base temporary lodging or nearby commercial lodging	Not a problem	62	56	63	63	69	66	62	68	60	64	60	56	56	62	64	63	63	70	66
	Large extent	14	20	12	13	9	12	16	13	16	11	12	22	14	12	11	13	11	9	9
Change in PCS orders (report date or destination)	Not a problem	63	56	66	66	70	60	62	59	63	65	70	55	60	65	69	65	70	70	72
	Large extent	14	18	12	12	10	15	14	15	14	12	11	19	15	12	11	13	10	10	9

PERMANENT CHANGE OF STATION (PCS) MOVES

Extent of Problems With PCS Moves

Percent of Active Duty Members Who Had at Least One PCS Move

KEY:																				
Higher Response of Not a Problem																				
Lower Response of Not a Problem																				
Higher Response of Large Extent																				
		Total	Army	Navy	Marine Corps	Air Force	Enlisted 3 – 5 YOS	Enlisted 6 – 9 YOS	E1 – E4	E5 – E9	O1 – O3	O4 – O6	Army Enlisted	Army Officers	Navy Enlisted	Navy Officers	Marine Corps Enlisted	Marine Corps Officers	Air Force Enlisted	Air Force Officers
Costs of moving vehicles	Not a problem	66	63	65	62	72	69	66	72	64	68	64	63	63	65	64	62	61	73	70
	Large extent	14	17	13	18	9	12	15	11	15	12	12	18	13	13	15	19	14	9	10
Making a reservation for PCS lodging	Not a problem	65	60	65	67	69	70	64	71	63	65	62	61	59	66	65	68	66	70	68
	Large extent	13	17	10	14	8	11	15	12	14	10	9	19	13	10	10	15	10	8	8
Hours and/or location of offices providing PCS assistance	Not a problem	56	54	60	59	56	55	57	56	57	53	56	53	54	60	59	59	60	58	50
	Large extent	12	16	9	10	11	14	13	13	13	12	10	17	12	9	10	10	9	11	12
Costs of moving pets	Not a problem	74	72	75	77	75	81	72	82	72	76	73	73	70	75	75	78	74	75	75
	Large extent	11	14	9	10	10	8	13	8	13	9	10	14	12	9	9	11	9	11	9
Selling or renting out your former residence	Not a problem	76	75	75	78	78	85	78	84	76	74	63	76	69	78	66	80	70	80	69
	Large extent	11	12	11	9	10	5	9	5	11	12	18	11	15	9	18	8	14	8	15
Transferability of college credits	Not a problem	79	77	80	79	81	76	75	74	76	91	94	73	89	77	92	76	91	77	92
	Large extent	7	9	6	7	6	7	10	9	8	3	2	11	4	7	3	8	2	7	3

PERMANENT CHANGE OF STATION (PCS) MOVES

Extent of Problems With PCS Moves

Percent of Active Duty Members Who Had at Least One PCS Move

KEY:																
Higher Response of Not a Problem																
Lower Response of Not a Problem																
Higher Response of Large Extent																
		Total	US (Incl. Territories)	Overseas	On Base	Off Base	Non-Hispanic White	Total Minority	Enlisted	Officer	Male Enlisted	Male Officers	Female Enlisted	Female Officers	Male	Female
Change in cost of living	Not a problem	41	41	39	46	39	42	39	41	41	41	41	43	44	41	43
	Large extent	31	31	33	30	32	28	36	33	25	33	25	34	26	31	32
Costs of setting up new residence	Not a problem	42	42	44	53	37	41	44	45	32	44	31	47	35	42	44
	Large extent	26	27	24	20	29	26	27	27	26	27	26	27	25	26	27
Timeliness of reimbursements	Not a problem	54	54	54	56	53	55	52	54	55	53	54	61	62	53	61
	Large extent	21	21	20	20	22	19	24	22	17	23	17	17	13	22	16
Non-reimbursed transportation costs incurred during the move	Not a problem	55	54	56	58	53	55	54	55	52	54	51	64	57	53	62
	Large extent	21	21	20	20	21	19	23	22	17	22	17	16	17	21	16
Settling damage claims	Not a problem	57	57	59	62	55	59	55	60	49	59	48	64	56	56	62
	Large extent	20	21	18	17	21	19	22	20	22	20	22	18	19	21	18

PERMANENT CHANGE OF STATION (PCS) MOVES

Extent of Problems With PCS Moves

Percent of Active Duty Members Who Had at Least One PCS Move

KEY:																
Higher Response of Not a Problem																
Lower Response of Not a Problem																
Higher Response of Large Extent																
		Total	US (Incl. Territories)	Overseas	On Base	Off Base	Non-Hispanic White	Total Minority	Enlisted	Officer	Male Enlisted	Male Officers	Female Enlisted	Female Officers	Male	Female
Amount of time to prepare for move	Not a problem	45	46	44	46	45	46	45	47	41	46	41	52	43	45	50
	Large extent	19	18	22	20	18	17	22	19	19	19	19	18	18	19	18
Accuracy of reimbursements	Not a problem	59	59	58	60	58	61	56	58	62	57	60	64	69	58	65
	Large extent	19	19	19	19	19	17	22	20	14	21	15	16	12	19	15
Shipping/storing household goods	Not a problem	48	48	45	48	48	47	49	50	42	49	41	56	47	47	54
	Large extent	18	17	21	19	18	17	20	18	18	18	18	17	16	18	16
Temporary lodging expenses	Not a problem	54	54	55	59	53	57	51	54	56	53	55	61	60	53	61
	Large extent	18	19	16	17	18	16	22	19	14	20	14	16	15	18	16
Purchasing or renting your current residence	Not a problem	57	56	67	79	49	57	58	61	47	60	46	64	50	57	61
	Large extent	17	18	12	8	20	16	18	16	20	16	20	14	17	17	15

PERMANENT CHANGE OF STATION (PCS) MOVES

Extent of Problems With PCS Moves

Percent of Active Duty Members Who Had at Least One PCS Move

KEY:																
Higher Response of Not a Problem																
Lower Response of Not a Problem																
Higher Response of Large Extent																
		Total	US (Incl. Territories)	Overseas	On Base	Off Base	Non-Hispanic White	Total Minority	Enlisted	Officer	Male Enlisted	Male Officers	Female Enlisted	Female Officers	Male	Female
Time off at destination to complete move	Not a problem	59	61	52	59	60	61	57	58	65	57	65	62	65	59	63
	Large extent	17	16	21	18	16	15	19	18	12	18	12	15	13	17	15
Packing of household goods	Not a problem	47	47	46	49	46	46	48	49	40	49	39	52	44	46	50
	Large extent	16	16	17	16	16	15	19	16	16	16	17	17	13	16	16
Waiting for permanent housing to become available	Not a problem	64	64	62	59	66	67	60	63	69	61	68	72	79	63	73
	Large extent	16	17	13	17	16	15	18	17	14	18	14	13	8	17	12
Costs related to security deposit(s)	Not a problem	62	62	64	73	59	65	58	61	68	60	67	64	74	62	67
	Large extent	15	15	15	11	16	13	18	17	9	17	9	15	9	15	14
Availability of on-base temporary lodging or nearby commercial lodging	Not a problem	62	61	65	65	61	64	58	62	62	61	61	69	64	61	68
	Large extent	14	15	11	13	15	12	17	15	12	16	12	11	12	15	12
Change in PCS orders (report date or destination)	Not a problem	63	65	56	58	65	66	59	62	67	61	66	69	71	62	70
	Large extent	14	13	18	18	13	12	16	15	12	15	12	14	9	14	13

PERMANENT CHANGE OF STATION (PCS) MOVES

Extent of Problems With PCS Moves

Percent of Active Duty Members Who Had at Least One PCS Move

KEY:		Total	US (Incl. Territories)	Overseas	On Base	Off Base	Non-Hispanic White	Total Minority	Enlisted	Officer	Male Enlisted	Male Officers	Female Enlisted	Female Officers	Male	Female
Costs of moving vehicles	Not a problem	66	65	71	69	65	67	65	66	65	65	64	74	73	65	73
	Large extent	14	14	12	13	14	13	16	14	13	15	13	10	10	15	10
Making a reservation for PCS lodging	Not a problem	65	64	67	68	63	67	61	65	63	64	63	72	67	64	71
	Large extent	13	13	10	12	13	11	15	13	10	14	11	10	10	13	10
Hours and/or location of offices providing PCS assistance	Not a problem	56	58	49	54	57	56	57	57	55	55	55	66	56	55	64
	Large extent	12	12	16	13	12	12	13	13	11	13	11	10	8	13	9
Costs of moving pets	Not a problem	74	74	74	77	73	73	77	75	73	74	73	79	76	74	78
	Large extent	11	11	13	10	12	12	11	12	10	12	10	11	9	12	11
Selling or renting out your former residence	Not a problem	76	76	74	79	75	77	74	78	69	77	68	83	73	75	80
	Large extent	11	11	10	8	12	10	12	10	15	10	16	8	13	11	9
Transferability of college credits	Not a problem	79	80	75	77	80	82	73	75	91	75	90	76	94	79	80
	Large extent	7	7	9	8	7	6	10	9	3	8	3	9	2	7	8

PERMANENT CHANGE OF STATION (PCS) MOVES

Extent of Problems With PCS Moves

Percent of Active Duty Members Who Had at Least One PCS Move

KEY:										
Higher Response of Not a Problem										
Lower Response of Not a Problem										
Higher Response of Large Extent										
		Total	Deployed	Not Deployed	Single	Married	Single w/ Child(ren)	Single w/o Child(ren)	Married w/ Child(ren)	Married w/o Child(ren)
Change in cost of living	Not a problem	41	40	42	51	37	43	53	36	39
	Large extent	31	32	31	25	34	33	23	36	28
Costs of setting up new residence	Not a problem	42	41	42	56	36	45	59	34	41
	Large extent	26	28	25	17	31	24	15	33	24
Timeliness of reimbursements	Not a problem	54	52	56	61	51	56	62	50	53
	Large extent	21	24	19	17	23	22	16	24	21
Non-reimbursed transportation costs incurred during the move	Not a problem	55	52	57	63	51	57	64	50	54
	Large extent	21	22	19	16	23	21	15	23	20
Settling damage claims	Not a problem	57	55	59	70	52	58	73	49	58
	Large extent	20	22	19	13	24	21	11	25	18

PERMANENT CHANGE OF STATION (PCS) MOVES

Extent of Problems With PCS Moves

Percent of Active Duty Members Who Had at Least One PCS Move

KEY:										
Higher Response of Not a Problem										
Lower Response of Not a Problem										
Higher Response of Large Extent										
		Total	Deployed	Not Deployed	Single	Married	Single w/ Child(ren)	Single w/o Child(ren)	Married w/ Child(ren)	Married w/o Child(ren)
Amount of time to prepare for move	Not a problem	45	44	47	51	43	48	52	42	45
	Large extent	19	20	18	16	20	20	15	21	17
Accuracy of reimbursements	Not a problem	59	56	62	66	56	60	68	56	55
	Large extent	19	21	17	15	20	20	14	21	19
Shipping/storing household goods	Not a problem	48	46	50	55	45	53	55	44	47
	Large extent	18	19	17	13	20	15	12	22	16
Temporary lodging expenses	Not a problem	54	52	57	64	50	55	66	49	53
	Large extent	18	20	17	12	21	19	11	22	16
Purchasing or renting your current residence	Not a problem	57	56	59	67	53	62	68	53	53
	Large extent	17	18	15	11	19	15	10	20	16

PERMANENT CHANGE OF STATION (PCS) MOVES

Extent of Problems With PCS Moves

Percent of Active Duty Members Who Had at Least One PCS Move

KEY:										
Higher Response of Not a Problem										
Lower Response of Not a Problem										
Higher Response of Large Extent										
		Total	Deployed	Not Deployed	Single	Married	Single w/ Child(ren)	Single w/o Child(ren)	Married w/ Child(ren)	Married w/o Child(ren)
Time off at destination to complete move	Not a problem	59	56	63	63	58	61	63	58	57
	Large extent	17	19	14	13	18	17	13	18	18
Packing of household goods	Not a problem	47	46	48	55	44	51	56	43	45
	Large extent	16	17	16	11	18	15	11	19	16
Waiting for permanent housing to become available	Not a problem	64	63	65	78	58	68	81	55	65
	Large extent	16	17	15	7	20	14	5	22	13
Costs related to security deposit(s)	Not a problem	62	61	64	70	59	60	73	58	62
	Large extent	15	17	14	11	17	18	9	18	13
Availability of on-base temporary lodging or nearby commercial lodging	Not a problem	62	59	64	71	58	64	73	57	59
	Large extent	14	16	13	9	17	14	8	18	13
Change in PCS orders (report date or destination)	Not a problem	63	60	66	65	62	67	64	63	61
	Large extent	14	15	13	12	15	12	12	16	12

PERMANENT CHANGE OF STATION (PCS) MOVES

Extent of Problems With PCS Moves

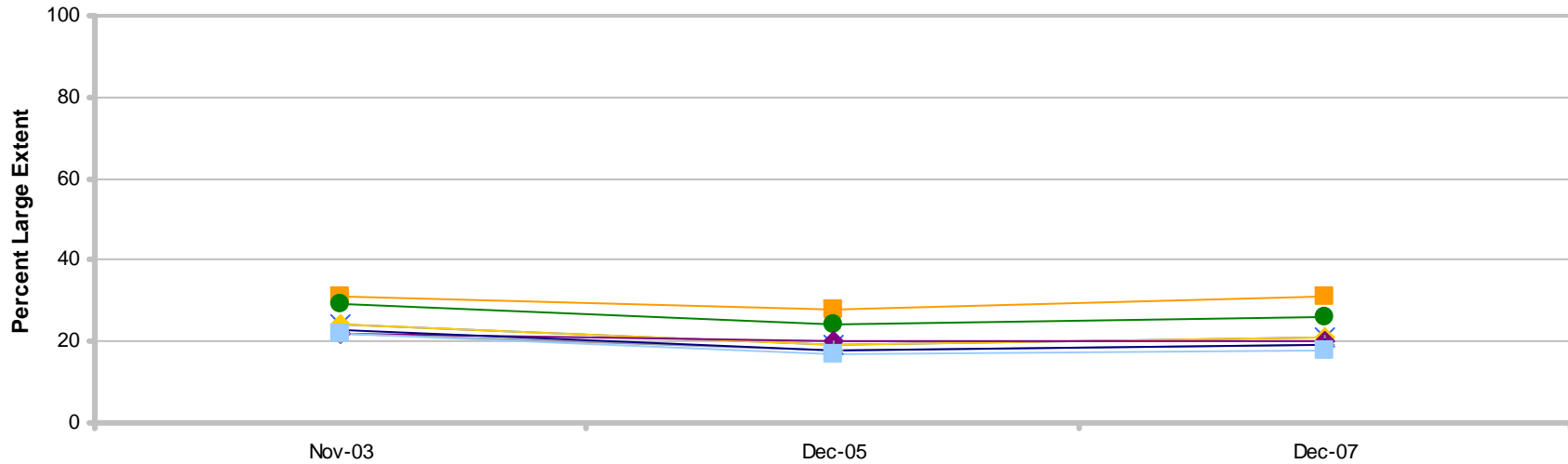
Percent of Active Duty Members Who Had at Least One PCS Move

KEY:										
Higher Response of Not a Problem										
Lower Response of Not a Problem										
Higher Response of Large Extent										
		Total	Deployed	Not Deployed	Single	Married	Single w/ Child(ren)	Single w/o Child(ren)	Married w/ Child(ren)	Married w/o Child(ren)
Costs of moving vehicles	Not a problem	66	64	68	76	61	72	77	61	61
	Large extent	14	15	12	9	16	11	9	17	14
Making a reservation for PCS lodging	Not a problem	65	62	67	74	61	66	76	60	63
	Large extent	13	14	11	8	15	11	7	16	12
Hours and/or location of offices providing PCS assistance	Not a problem	56	54	58	58	56	61	58	56	55
	Large extent	12	14	11	11	13	10	11	13	13
Costs of moving pets	Not a problem	74	73	75	85	69	80	87	70	69
	Large extent	11	12	10	6	14	8	5	14	14
Selling or renting out your former residence	Not a problem	76	75	77	85	72	77	87	71	76
	Large extent	11	11	11	5	13	10	4	15	9
Transferability of college credits	Not a problem	79	78	80	80	79	78	80	79	78
	Large extent	7	8	7	7	8	8	6	8	7

PERMANENT CHANGE OF STATION (PCS) MOVES

Extent of Problems With PCS Moves

Percent of Active Duty Members Who Had at Least One PCS Move

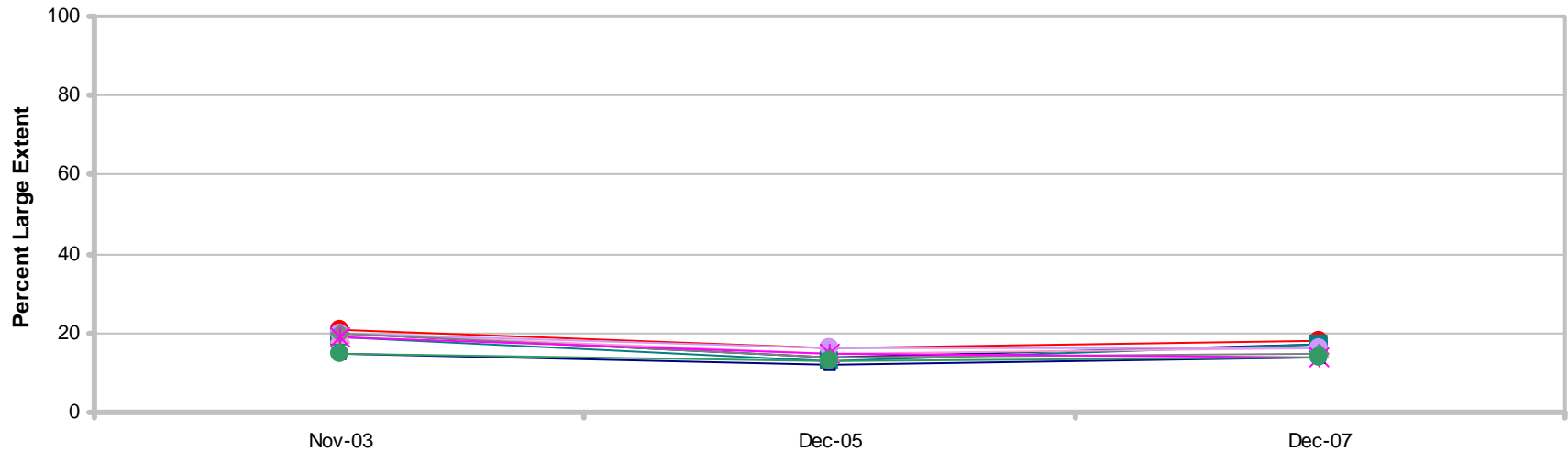


	Nov-03	Dec-05	Dec-07
Most recent HIGHER than Most recent LOWER than			
■ Change in cost of living	31	28	31
● Costs setting up new residence	29	24	26
* Timeliness of reimbursements	24	19	21
◆ Non-reimbursed transportation costs incurred during the move	24	19	21
▲ Settling damage claims	22	20	20
+ Amount of time to prepare for the move	22	18	19
◆ Accuracy of reimbursements	23	18	19
■ Shipping/storing household goods	22	17	18

PERMANENT CHANGE OF STATION (PCS) MOVES

Extent of Problems With PCS Moves

Percent of Active Duty Members Who Had at Least One PCS Move

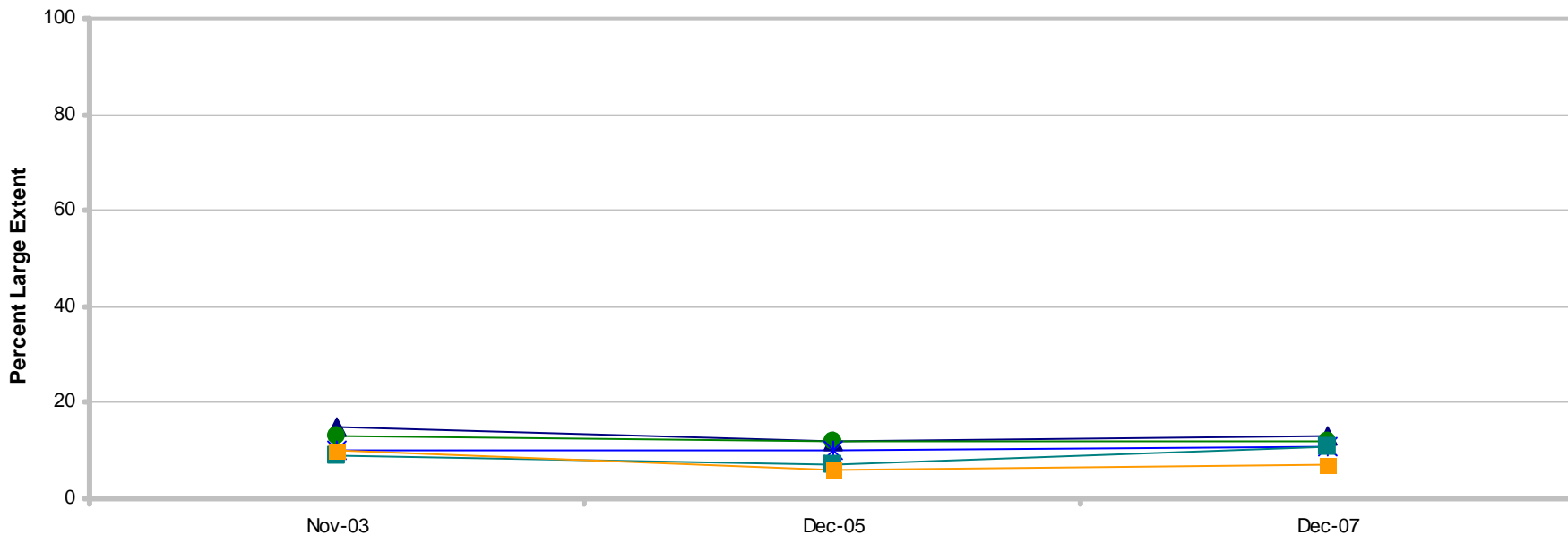


	Nov-03	Dec-05	Dec-07
<div style="display: flex; justify-content: space-between; align-items: center;"> Most recent HIGHER than </div> <div style="display: flex; justify-content: space-between; align-items: center;"> Most recent LOWER than </div>			
● Temporary lodging expenses	21	16	18
● Purchasing or renting your current residence	20	14	17
▲ Time off at destination to complete move	19	13	17
■ Packing of household goods	20	15	16
● Waiting for permanent housing to become available	20	16	16
◆ Costs related to security deposit(s)	20	14	15
* Availability of on-base temporary lodging or nearby commercial lodging	19	15	14
▲ Change in PCS orders (report date or destination)	15	12	14
● Costs of moving vehicles	15	13	14

PERMANENT CHANGE OF STATION (PCS) MOVES

Extent of Problems With PCS Moves

Percent of Active Duty Members Who Had at Least One PCS Move

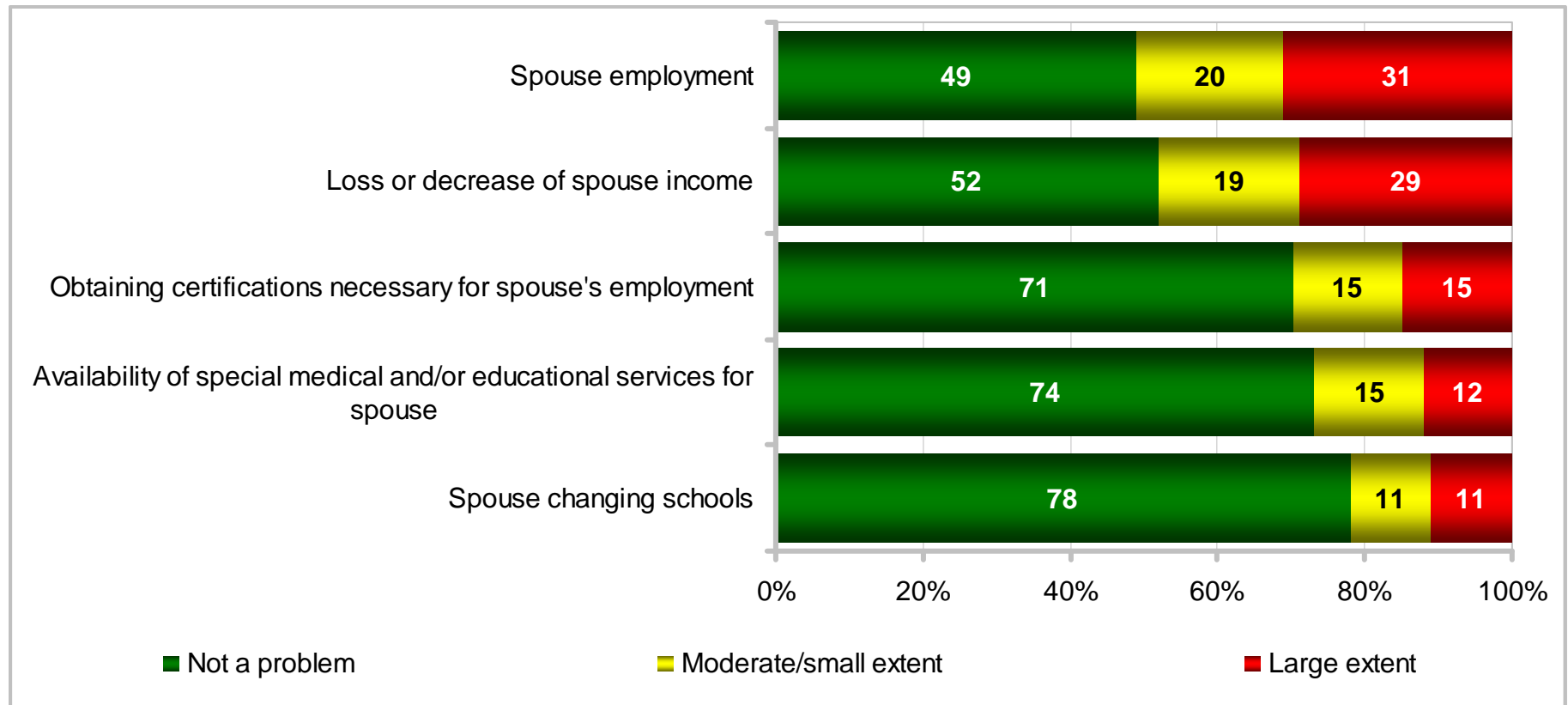


	Nov-03	Dec-05	Dec-07
▲ Making a reservation for PCS lodging	15	12	13
● Hours and/or location of offices providing PCS assistance	13	12	12
* Costs of moving pets	10	10	11
■ Selling or renting out your former residence	9	7	11
■ Transferability of college credits	10	6	7

PERMANENT CHANGE OF STATION (PCS) MOVES

Extent of Spouse Job and Education Problems With PCS Moves

Percent of Active Duty Members Whose Spouse Had at Least One PCS Move



PERMANENT CHANGE OF STATION (PCS) MOVES

Extent of Spouse Job and Education Problems With PCS Moves

Percent of Active Duty Members Whose Spouse Had at Least One PCS Move

KEY:																				
Higher Response of Not a Problem																				
Lower Response of Not a Problem																				
Higher Response of Large Extent																				
		Total	Army	Navy	Marine Corps	Air Force	Enlisted 3 – 5 YOS	Enlisted 6 – 9 YOS	E1 – E4	E5 – E9	O1 – O3	O4 – O6	Army Enlisted	Army Officers	Navy Enlisted	Navy Officers	Marine Corps Enlisted	Marine Corps Officers	Air Force Enlisted	Air Force Officers
Spouse employment	Not a problem	49	46	50	45	53	49	46	42	47	50	63	43	56	48	55	42	55	50	59
	Large extent	31	36	29	31	27	31	34	38	33	27	19	39	25	31	23	33	24	29	21
Loss or decrease of spouse income	Not a problem	52	51	52	50	54	53	51	47	49	56	66	47	60	50	59	47	60	51	63
	Large extent	29	33	27	28	27	30	30	35	32	23	17	36	22	29	21	30	19	30	18
Obtaining certifications necessary for spouse's employment	Not a problem	71	68	70	69	76	73	67	69	69	71	80	65	75	68	76	69	72	75	76
	Large extent	15	18	14	15	11	13	16	18	16	14	9	20	12	15	12	16	12	11	11
Availability of special medical and/or educational services for spouse	Not a problem	74	71	72	70	80	75	68	69	72	76	82	69	78	70	79	68	77	80	81
	Large extent	12	15	12	12	7	11	15	14	13	8	7	17	10	13	8	13	7	7	6
Spouse changing schools	Not a problem	78	75	78	74	82	75	72	71	76	83	90	73	84	75	87	70	86	80	88
	Large extent	11	13	9	13	8	13	13	15	12	8	5	15	8	10	6	15	7	10	6

PERMANENT CHANGE OF STATION (PCS) MOVES

Extent of Spouse Job and Education Problems With PCS Moves

Percent of Active Duty Members Whose Spouse Had at Least One PCS Move

		KEY:														
		Total	US (Incl. Territories)	Overseas	On Base	Off Base	Non-Hispanic White	Total Minority	Enlisted	Officer	Male Enlisted	Male Officers	Female Enlisted	Female Officers	Male	Female
Spouse employment	Not a problem	49	49	48	44	50	51	44	46	57	44	56	64	66	47	64
	Large extent	31	31	34	37	30	28	37	34	23	35	24	23	21	32	22
Loss or decrease of spouse income	Not a problem	52	52	51	49	53	55	47	49	61	47	60	65	65	50	65
	Large extent	29	29	32	33	28	26	34	32	21	33	20	24	22	30	24
Obtaining certifications necessary for spouse's employment	Not a problem	71	71	69	68	71	75	63	69	75	67	74	83	86	69	84
	Large extent	15	15	15	17	14	11	21	16	12	17	12	7	6	16	7
Availability of special medical and/or educational services for spouse	Not a problem	74	74	69	70	75	77	67	72	79	70	78	86	90	72	87
	Large extent	12	11	14	15	11	10	16	13	8	14	9	5	4	13	5
Spouse changing schools	Not a problem	78	78	77	75	78	82	71	75	86	74	85	88	90	76	88
	Large extent	11	11	13	13	10	9	15	12	7	13	7	6	4	12	5

PERMANENT CHANGE OF STATION (PCS) MOVES

Extent of Spouse Job and Education Problems With PCS Moves

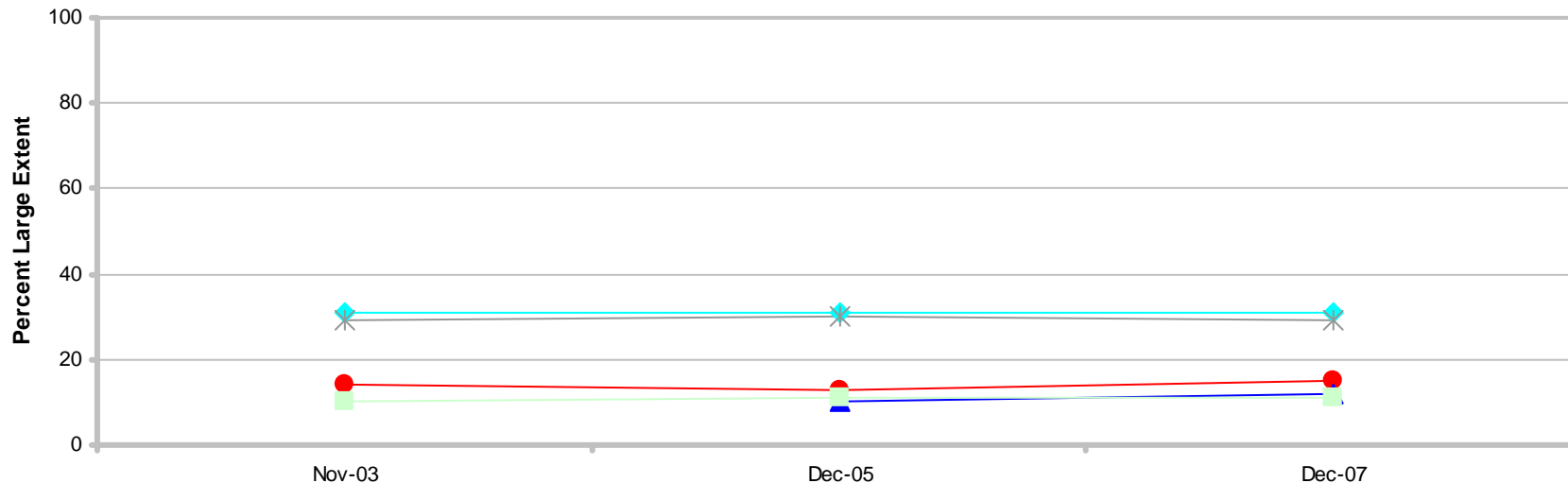
Percent of Active Duty Members Whose Spouse Had at Least One PCS Move

KEY:										
Higher Response of Not a Problem										
Lower Response of Not a Problem										
Higher Response of Large Extent										
		Total	Deployed	Not Deployed	Single	Married	Single w/ Child(ren)	Single w/o Child(ren)	Married w/ Child(ren)	Married w/o Child(ren)
Spouse employment	Not a problem	49	46	52	NA	49	NA	NA	50	45
	Large extent	31	34	29	NA	31	NA	NA	32	31
Loss or decrease of spouse income	Not a problem	52	49	55	NA	52	NA	NA	53	50
	Large extent	29	31	27	NA	29	NA	NA	29	29
Obtaining certifications necessary for spouse's employment	Not a problem	71	68	73	NA	71	NA	NA	71	70
	Large extent	15	16	14	NA	15	NA	NA	16	13
Availability of special medical and/or educational services for spouse	Not a problem	74	72	75	NA	74	NA	NA	75	70
	Large extent	12	12	11	NA	12	NA	NA	12	12
Spouse changing schools	Not a problem	78	75	80	NA	78	NA	NA	78	75
	Large extent	11	12	10	NA	11	NA	NA	11	12

PERMANENT CHANGE OF STATION (PCS) MOVES

Extent of Spouse Job and Education Problems With PCS Moves

Percent of Active Duty Members Whose Spouse Had at Least One PCS Move

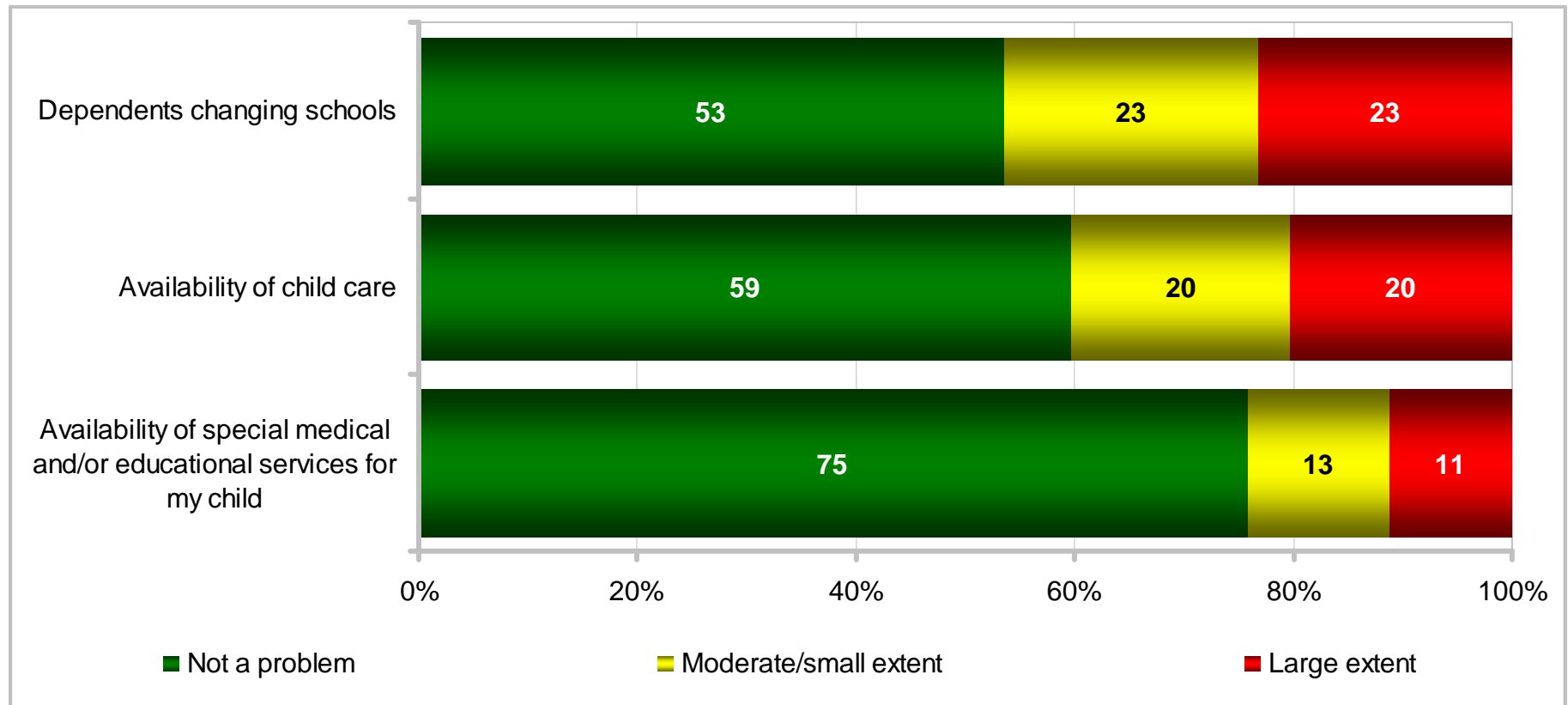


	Nov-03	Dec-05	Dec-07
◆ Most recent HIGHER than * Most recent LOWER than			
◆ Spouse employment	31	31	31
* Loss or decrease of spouse income	29	30	29
● Obtaining certifications necessary for spouse's employment	14	13	15
▲ Availability of special medical and/or educational services for spouse	X	10	12
■ Spouse changing schools	10	11	11

PERMANENT CHANGE OF STATION (PCS) MOVES

Extent of Child-Related Problems With PCS Moves

Percent of Members With Children or Other Legal Dependents Who Had at Least One PCS Move



PERMANENT CHANGE OF STATION (PCS) MOVES

Extent of Child-Related Problems With PCS Moves

Percent of Members With Children or Other Legal Dependents Who Had at Least One PCS Move

KEY:																				
Higher Response of Not a Problem																				
Lower Response of Not a Problem																				
Higher Response of Large Extent																				
		Total	Army	Navy	Marine Corps	Air Force	Enlisted 3 – 5 YOS	Enlisted 6 – 9 YOS	E1 – E4	E5 – E9	O1 – O3	O4 – O6	Army Enlisted	Army Officers	Navy Enlisted	Navy Officers	Marine Corps Enlisted	Marine Corps Officers	Air Force Enlisted	Air Force Officers
Dependents changing schools	Not a problem	53	49	57	56	56	74	64	67	53	60	45	49	50	59	50	57	53	57	51
	Large extent	23	27	22	21	19	14	18	18	24	18	24	28	24	21	26	21	22	20	19
Availability of child care	Not a problem	59	59	58	57	61	55	54	51	58	61	68	58	64	55	66	53	70	59	66
	Large extent	20	22	21	22	18	26	26	34	21	18	11	25	13	23	16	25	11	19	14
Availability of special medical and/or educational services for child	Not a problem	75	72	76	71	82	77	72	73	74	82	79	69	79	74	80	69	78	83	82
	Large extent	11	15	11	13	7	11	14	13	12	7	7	16	9	11	9	14	7	7	5

PERMANENT CHANGE OF STATION (PCS) MOVES

Extent of Child-Related Problems With PCS Moves

Percent of Members With Children or Other Legal Dependents Who Had at Least One PCS Move

KEY:																
Higher Response of Not a Problem																
Lower Response of Not a Problem																
Higher Response of Large Extent																
		Total	US (Incl. Territories)	Overseas	On Base	Off Base	Non-Hispanic White	Total Minority	Enlisted	Officer	Male Enlisted	Male Officers	Female Enlisted	Female Officers	Male	Female
Dependents changing schools	Not a problem	53	53	54	52	54	55	51	54	50	54	50	55	51	53	54
	Large extent	23	23	21	26	22	21	26	23	23	23	23	24	23	23	24
Availability of child care	Not a problem	59	59	57	58	59	63	53	57	65	59	66	41	56	61	44
	Large extent	20	20	22	23	20	17	25	23	14	21	12	35	27	19	33
Availability of special medical and/or educational services for child	Not a problem	75	76	73	72	77	79	70	74	80	74	79	77	87	75	79
	Large extent	11	11	13	14	10	9	15	12	8	13	8	11	6	11	10

PERMANENT CHANGE OF STATION (PCS) MOVES

Extent of Child-Related Problems With PCS Moves

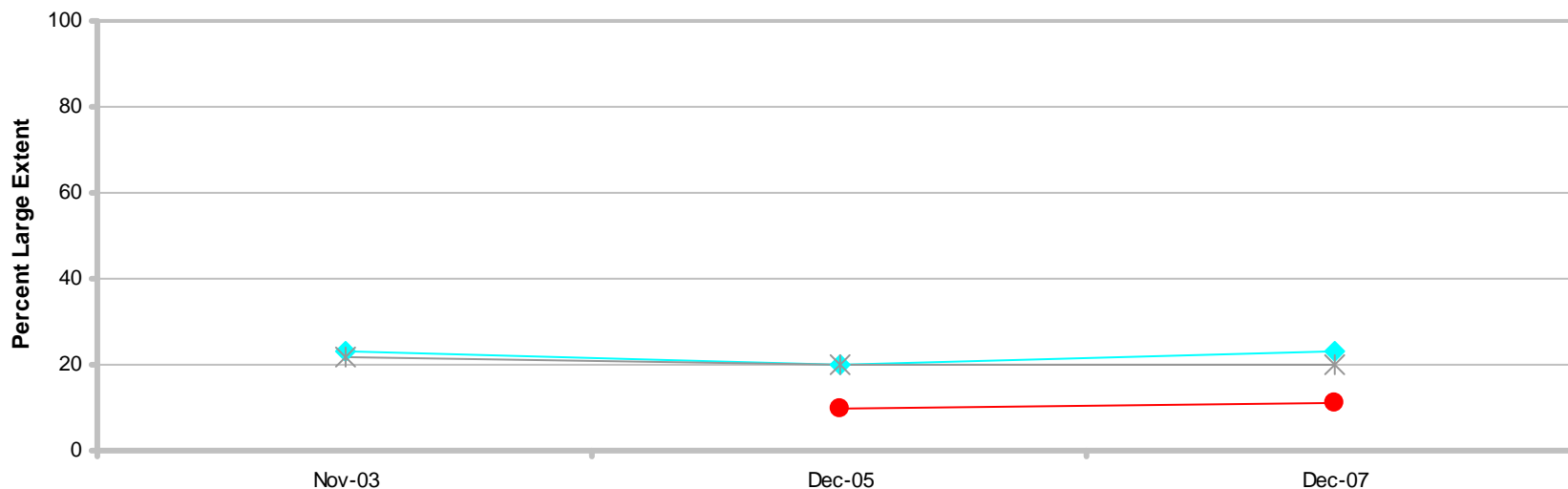
Percent of Members With Children or Other Legal Dependents Who Had at Least One PCS Move

KEY:										
Higher Response of Not a Problem										
Lower Response of Not a Problem										
Higher Response of Large Extent										
		Total	Deployed	Not Deployed	Single	Married	Single w/ Child(ren)	Single w/o Child(ren)	Married w/ Child(ren)	Married w/o Child(ren)
Dependents changing schools	Not a problem	53	52	55	62	52	62	NA	52	NA
	Large extent	23	25	21	17	24	17	NA	24	NA
Availability of child care	Not a problem	59	59	59	58	59	58	NA	59	NA
	Large extent	20	20	21	22	20	22	NA	20	NA
Availability of special medical and/or educational services for my child	Not a problem	75	74	77	78	75	78	NA	75	NA
	Large extent	11	12	11	10	11	10	NA	11	NA

PERMANENT CHANGE OF STATION (PCS) MOVES

Extent of Child-Related Problems With PCS Moves

Percent of Members With Children or Other Legal Dependents Who Had at Least One PCS Move



	Nov-03	Dec-05	Dec-07
◆ Most recent HIGHER than * Most recent LOWER than			
◆ Dependents changing schools	23	20	23
* Availability of child care	22	20	20
● Availability of special medical and/or educational services for my child	X	10	11

PERMANENT CHANGE OF STATION (PCS) MOVES

Summary of Findings

December 2007

- 69% of members reported at least one PCS move
 - Led by O4-O6, Navy officer, Marine Corps officer, male officer, officer, Air Force officer, Army officer, E5-E9, O1-O3, female officer, married with child(ren), enlisted with 6 to 9 years of service, married, living off base, single with child(ren), living overseas, and Air Force
 - No percentage point differences over time for total or Service
 - Percentage point differences over time for paygrade are:







	Jul-02	Mar-03	Jul-03	Nov-03	Apr-04	Aug-04	Dec-04	Mar-05	Aug-05	Dec-05	Apr-06	Aug-06	Dec-06	Apr-07	Aug-07	Dec-07
* Total																69
● E1-E4																37
▲ E5-E9	3	4	3	3												88
■ O1-O3	6			5												86
◆ O4-O6																99

PERMANENT CHANGE OF STATION (PCS) MOVES

Summary of Findings

December 2007

- Members reported an average of 2.8 PCS moves during career
 - Led by O4-O6, Navy officer, male officer, Army officer, officer, Marine Corps officer, Air Force officer, female officer, married with child(ren), E5-E9, married, single with child(ren), living off base, O1-O3, Army, male, and enlisted with 6 to 9 years of service
 - No average differences over time for total or Service
 - Average differences over time for paygrade are:



	Most recent HIGHER by 	Nov-03	Dec-05	Dec-07
	Most recent LOWER by 			
* Total				2.8
 E1-E4				0.6
 E5-E9		0.4		3.6
 O1-O3		0.3		3.3
 O4-O6				7.7



PERMANENT CHANGE OF STATION (PCS) MOVES

Summary of Findings

December 2007

- Members who were married/separated and/or had children reported their family had an average of 2.4 PCS moves during career
 - Led by O4-O6, Navy officer, male officer, Army officer, officer, Marine Corps officer, Air Force officer, female officer, married with child(ren), O1-O3, living overseas, E5-E9, Non-Hispanic White, Army, living off base, male, married, and enlisted 6 to 9 years of service
 - Average differences over time for total, Service, and paygrade are:

	Most recent HIGHER by 	Most recent LOWER by 	Nov-03	Dec-05	Dec-07
* Total			0.5	0.6	2.4
● Army			0.4	0.5	2.5
▲ Navy			0.5	0.7	2.4
■ Marine Corps			0.6	0.8	1.9
◆ Air Force			0.5	0.6	2.5

	Most recent HIGHER by 	Most recent LOWER by 	Nov-03	Dec-05	Dec-07
* Total			0.5	0.6	2.4
● E1-E4			0.4	0.4	0.6
▲ E5-E9					2.5
■ O1-O3				0.3	2.6
◆ O4-O6					5.8

PERMANENT CHANGE OF STATION (PCS) MOVES

Summary of Findings

December 2007

- More than one fourth indicated a *change in cost of living* (31%) and *costs of setting up new residence* (26%) were a large problem for their most recent PCS
 - Problems with *change in cost of living* led by Army enlisted, enlisted with 6 to 9 years of service, total minority, married with child(ren), E5-E9, Army, married, enlisted, and male enlisted
 - Problems with *costs of setting up new residence* led by married with child(ren), married, Army enlisted, Army, E5-E9, living off base, deployed, and enlisted with 6 to 9 years of service
 - Percentage point differences over time for total are:

Most recent HIGHER by Most recent LOWER by	Nov-03	Dec-05	Dec-07
Change in cost of living		3	31
Costs setting up new residence		2	26
Timeliness of reimbursements	3		21
Non-reimbursed transportation costs incurred during the move	3		21
Settling damage claims			20
Amount of time to prepare for the move			19
Accuracy of reimbursements	4		19
Shipping/storing household goods	4		18
Temporary lodging expenses			18
Purchasing or renting your current residence	3	3	17
Time off at destination to complete move		4	17
Packing of household goods	4		16
Waiting for permanent housing to become available	4		16

Most recent HIGHER by Most recent LOWER by	Nov-03	Dec-05	Dec-07
Costs related to security deposit(s)	5		15
Availability of on-base temporary lodging or nearby commercial lodging	5		14
Change in PCS orders (report date or destination)			14
Costs of moving vehicles			14
Making a reservation for PCS lodging			13
Hours and/or location of offices providing PCS assistance			12
Costs of moving pets			11
Selling or renting out your former residence		4	11
Transferability of college credits	3		7

PERMANENT CHANGE OF STATION (PCS) MOVES

Summary of Findings

December 2007

- About one third of members whose spouse had at least one PCS move reported *spouse employment* (31%) and *loss or decrease of spouse income* (29%) were a large problem for their most recent PCS
 - Problems with *spouse employment* led by Army enlisted, E1-E4, living on base, total minority, Army, male enlisted, enlisted, deployed, E5-E9, and male
 - Problems with *loss or decrease of spouse income* led by Army enlisted, total minority, male enlisted, living on base, Army, enlisted, E5-E9, deployed, and male
 - No percentage point differences over time for total
- About one fifth of members whose children had at least one PCS move reported *dependents changing schools* (23%) and *availability of child care* (20%) were a large problem for their most recent PCS
 - Problems with *dependents changing school* led by Army enlisted, Army, living on base, total minority, deployed, E5-E9, married, and married with child(ren)
 - Problems with *availability of child care* led by female enlisted, E1-E4, female, total minority, Army enlisted, and enlisted
 - No percentage point differences over time for total

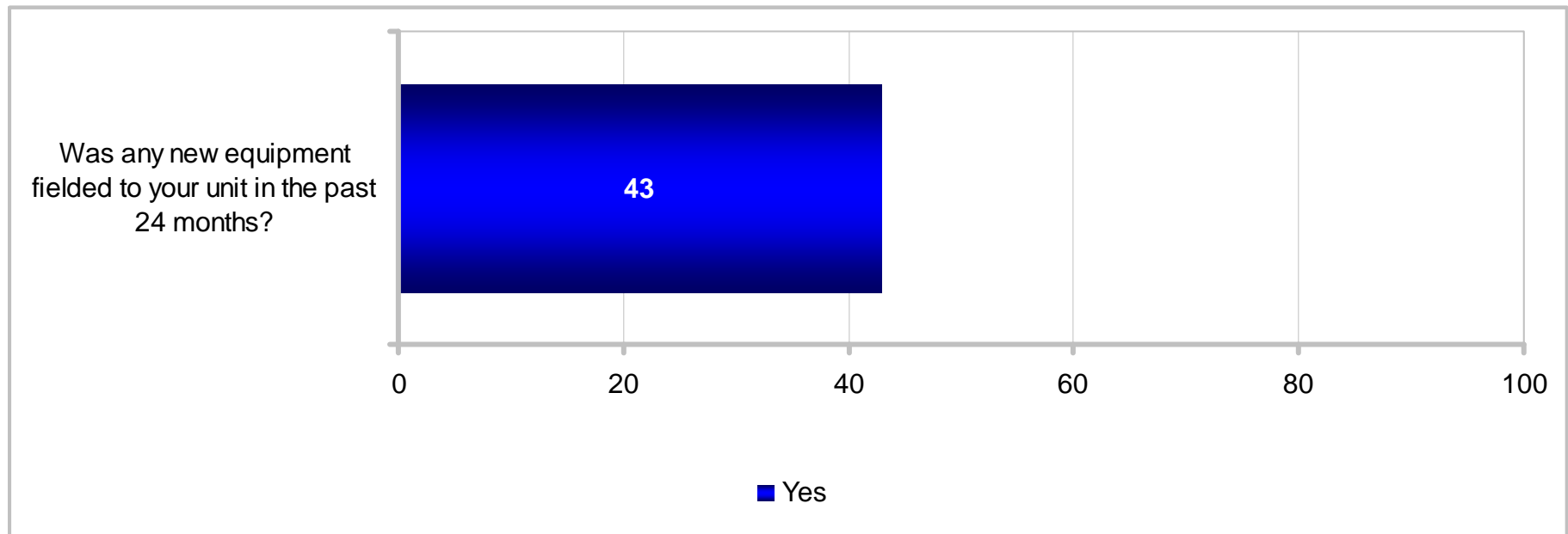
BRIEFING OVERVIEW

	Slide
• Introduction.....	3
• Permanent change of station (PCS) moves.....	11
✓ Details on readiness.....	59

DETAILS ON READINESS

New Equipment Fielded to Unit

Percent of All Active Duty Members



DETAILS ON READINESS

New Equipment Fielded to Unit

Percent of All Active Duty Members

KEY: Higher Response of Yes Lower Response of Yes																			
	Total	Army	Navy	Marine Corps	Air Force	Enlisted 3 – 5 YOS	Enlisted 6 – 9 YOS	E1 – E4	E5 – E9	O1 – O3	O4 – O6	Army Enlisted	Army Officers	Navy Enlisted	Navy Officers	Marine Corps Enlisted	Marine Corps Officers	Air Force Enlisted	Air Force Officers
Was any new equipment fielded to your unit in the past 24 months?	43	50	36	49	39	46	40	46	42	45	34	50	50	36	34	49	52	40	33

KEY: Higher Response of Yes Lower Response of Yes															
	Total	US (Incl. Territories)	Overseas	On Base	Off Base	Non-Hispanic White	Total Minority	Enlisted	Officer	Male Enlisted	Male Officers	Female Enlisted	Female Officers	Male	Female
Was any new equipment fielded to your unit in the past 24 months?	43	44	41	46	42	46	40	44	41	46	43	33	34	45	33

DETAILS ON READINESS

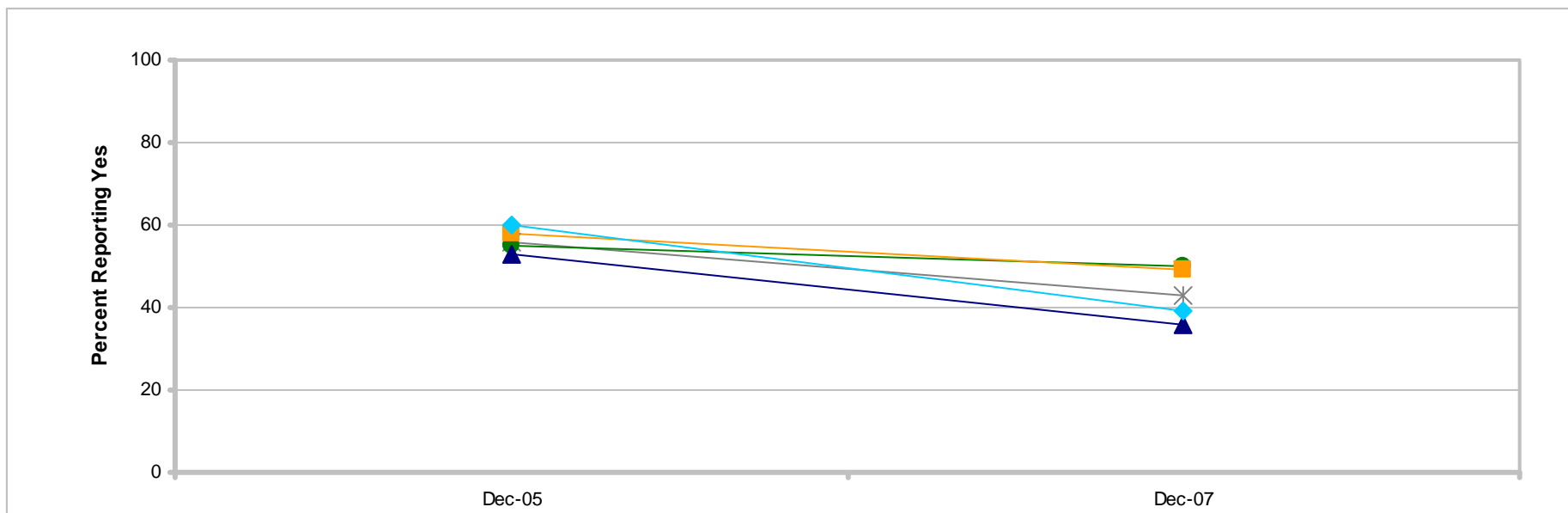
New Equipment Fielded to Unit

Percent of All Active Duty Members

KEY: Higher Response of Yes Lower Response of Yes	Total	Deployed	Not Deployed	Single	Married	Single w/ Child(ren)	Single w/o Child(ren)	Married w/ Child(ren)	Married w/o Child(ren)
	Was any new equipment fielded to your unit in the past 24 months?	43	49	38	46	42	35	48	41

DETAILS ON READINESS

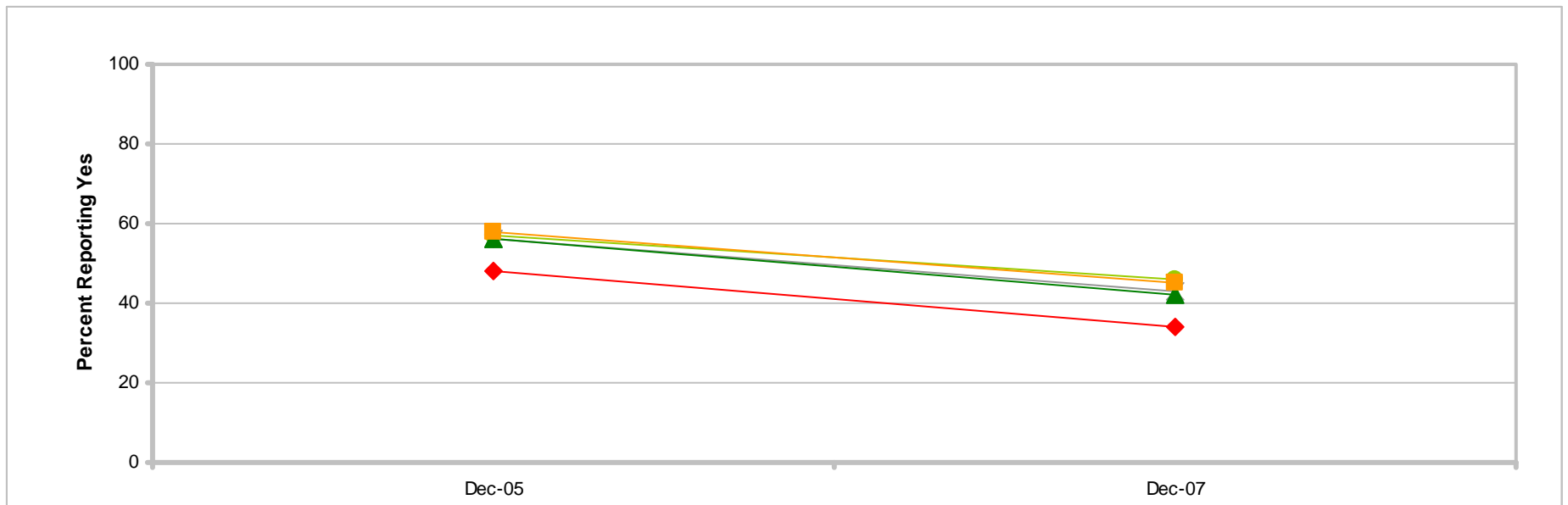
New Equipment Fielded to Unit Percent of All Active Duty Members, by Service



	Most recent HIGHER than Most recent LOWER than	Dec-05	Dec-07
* Total		56	43
● Army		55	50
▲ Navy		53	36
■ Marine Corps		58	49
◆ Air Force		60	39

DETAILS ON READINESS

New Equipment Fielded to Unit Percent of All Active Duty Members, by Paygrade

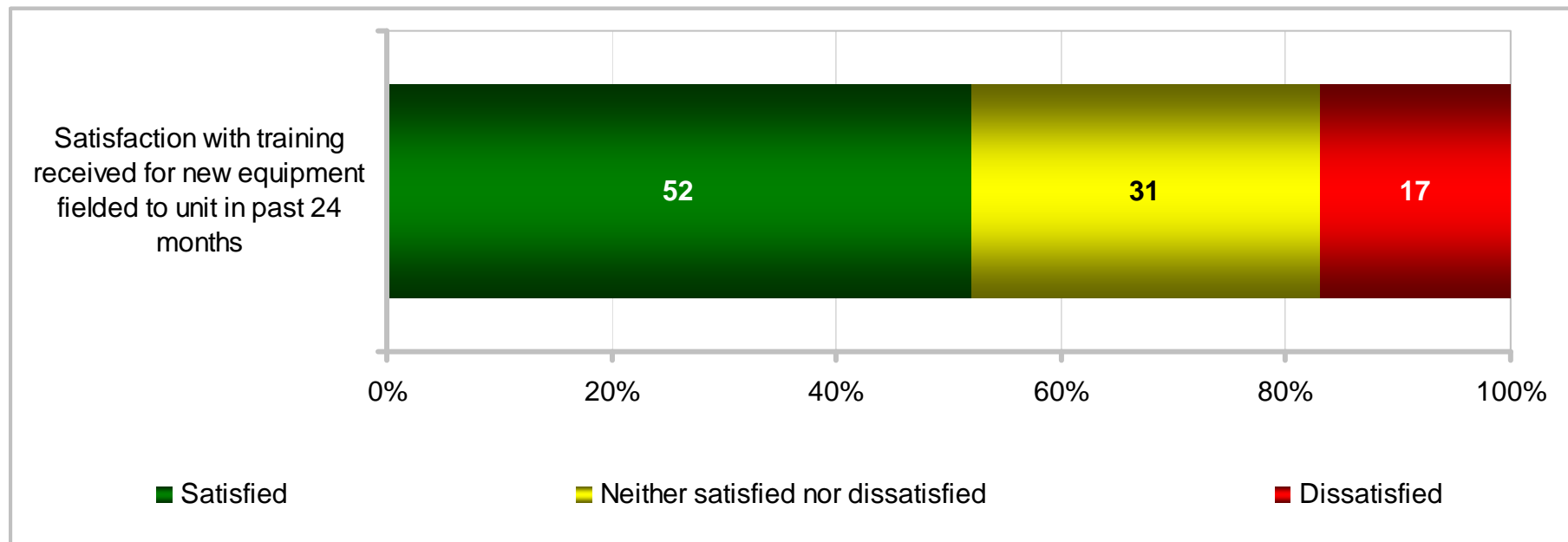


	Most recent HIGHER than Most recent LOWER than	Dec-05	Dec-07
* Total		56	43
● E1-E4		57	46
▲ E5-E9		56	42
■ O1-O3		58	45
◆ O4-O6		48	34

DETAILS ON READINESS

Satisfaction With Training for New Equipment

Percent of Active Duty Members Who Had New Equipment Fielded to Their Unit



DETAILS ON READINESS

Satisfaction With Training for New Equipment

Percent of Active Duty Members Who Had New Equipment Fielded to Their Unit

KEY:																				
Higher Response of Satisfied																				
Lower Response of Satisfied																				
Higher Response of Dissatisfied																				
		Total	Army	Navy	Marine Corps	Air Force	Enlisted 3 – 5 YOS	Enlisted 6 – 9 YOS	E1 – E4	E5 – E9	O1 – O3	O4 – O6	Army Enlisted	Army Officers	Navy Enlisted	Navy Officers	Marine Corps Enlisted	Marine Corps Officers	Air Force Enlisted	Air Force Officers
Satisfaction with training received for new equipment fielded to unit in past 24 months	Satisfied	52	51	55	44	55	49	48	50	53	51	53	52	48	55	55	43	58	55	51
	Dissatisfied	17	19	15	21	14	17	21	16	19	16	18	18	22	15	15	22	16	14	16

KEY:																
Higher Response of Satisfied																
Lower Response of Satisfied																
Higher Response of Dissatisfied																
		Total	US (Incl. Territories)	Overseas	On Base	Off Base	Non-Hispanic White	Total Minority	Enlisted	Officer	Male Enlisted	Male Officers	Female Enlisted	Female Officers	Male	Female
Satisfaction with training received for new equipment fielded to unit in past 24 months	Satisfied	52	51	53	51	52	51	53	52	51	51	52	56	44	51	54
	Dissatisfied	17	17	17	17	18	19	14	17	18	18	19	14	12	18	14

DETAILS ON READINESS

Satisfaction With Training for New Equipment

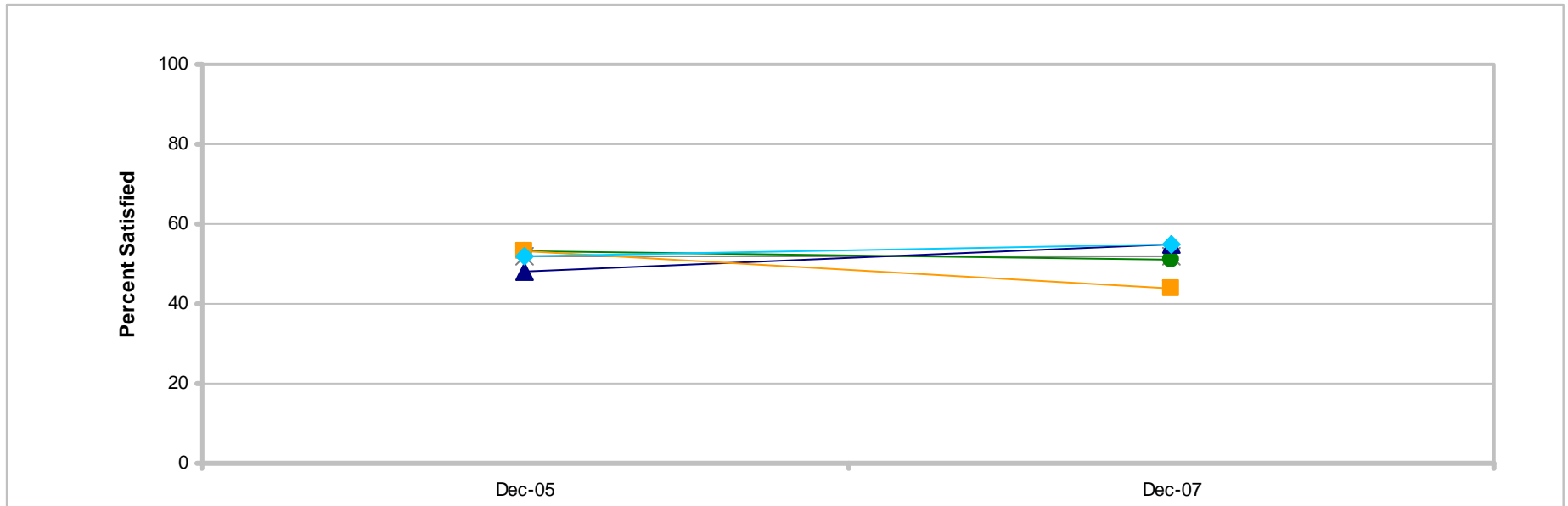
Percent of Active Duty Members Who Had New Equipment Fielded to Their Unit

KEY:		Total	Deployed	Not Deployed	Single	Married	Single w/ Child(ren)	Single w/o Child(ren)	Married w/ Child(ren)	Married w/o Child(ren)
Satisfaction with training received for new equipment fielded to unit in past 24 months	Satisfied	52	51	53	50	53	51	49	54	51
	Dissatisfied	17	19	15	17	18	15	18	19	15

DETAILS ON READINESS

Satisfaction With Training for New Equipment

Percent of Active Duty Members Who Had New Equipment Fielded to Their Unit, by Service

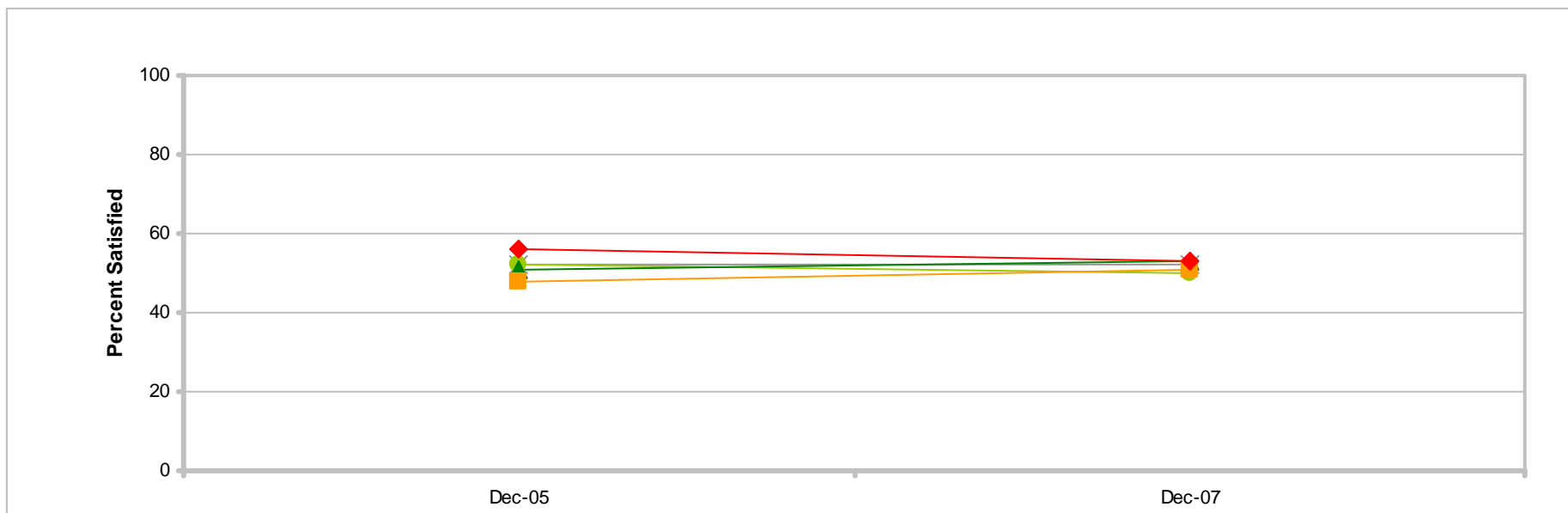


	Most recent HIGHER than Most recent LOWER than	Dec-05	Dec-07
* Total		52	52
● Army		53	51
▲ Navy		48	55
■ Marine Corps		53	44
◆ Air Force		52	55

DETAILS ON READINESS

Satisfaction With Training for New Equipment

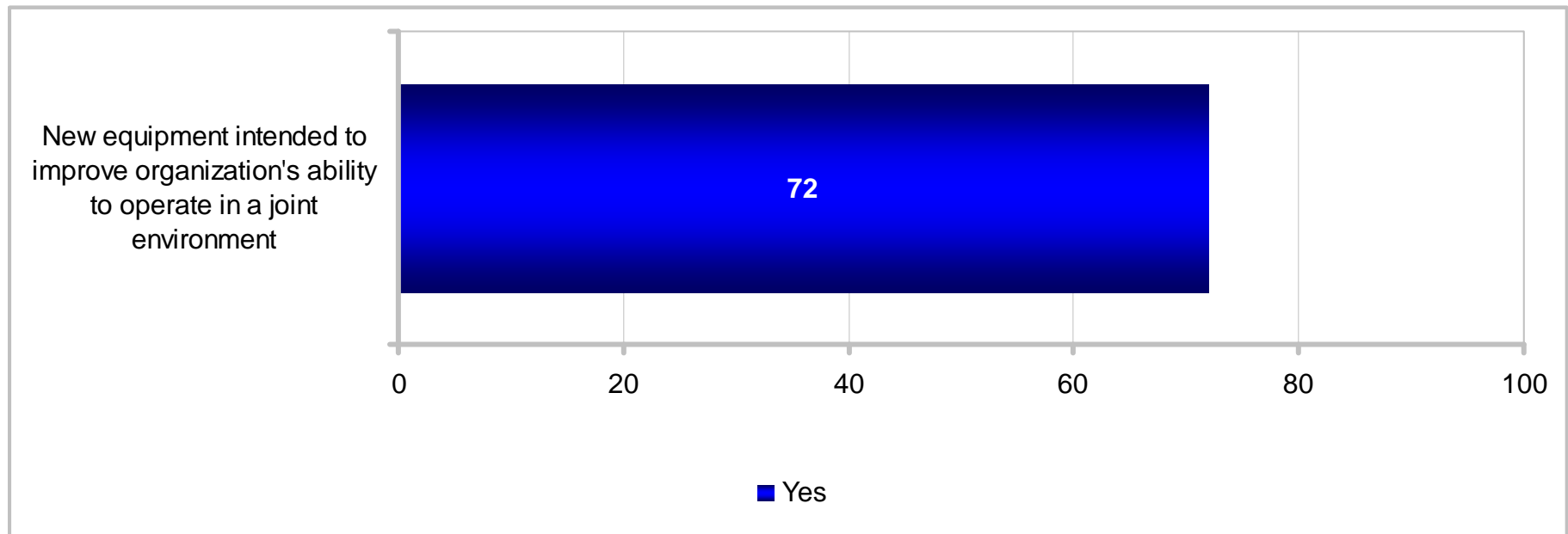
Percent of Active Duty Members Who Had New Equipment Fielded to Their Unit, by Paygrade



	Most recent HIGHER than Most recent LOWER than	Dec-05	Dec-07
* Total		52	52
● E1-E4		52	50
▲ E5-E9		51	53
■ O1-O3		48	51
◆ O4-O6		56	53

DETAILS ON READINESS

New Equipment To Improve Ability To Operate in Joint Environment Percent of Active Duty Members Who Had New Equipment Fielded to Their Unit



DETAILS ON READINESS

New Equipment To Improve Ability To Operate in Joint Environment

Percent of Active Duty Members Who Had New Equipment Fielded to Their Unit

KEY: Higher Response of Yes Lower Response of Yes	Total	Army	Navy	Marine Corps	Air Force	Enlisted 3 – 5 YOS	Enlisted 6 – 9 YOS	E1 – E4	E5 – E9	O1 – O3	O4 – O6	Army Enlisted	Army Officers	Navy Enlisted	Navy Officers	Marine Corps Enlisted	Marine Corps Officers	Air Force Enlisted	Air Force Officers
	New equipment intended to improve organization’s ability to operate in a joint environment	72	78	69	76	62	75	75	74	74	65	62	79	71	70	61	77	68	64

KEY: Higher Response of Yes Lower Response of Yes	Total	US (Incl. Territories)	Overseas	On Base	Off Base	Non-Hispanic White	Total Minority	Enlisted	Officer	Male Enlisted	Male Officers	Female Enlisted	Female Officers	Male	Female
	New equipment intended to improve organization’s ability to operate in a joint environment	72	73	70	72	72	68	80	74	65	74	66	75	58	72

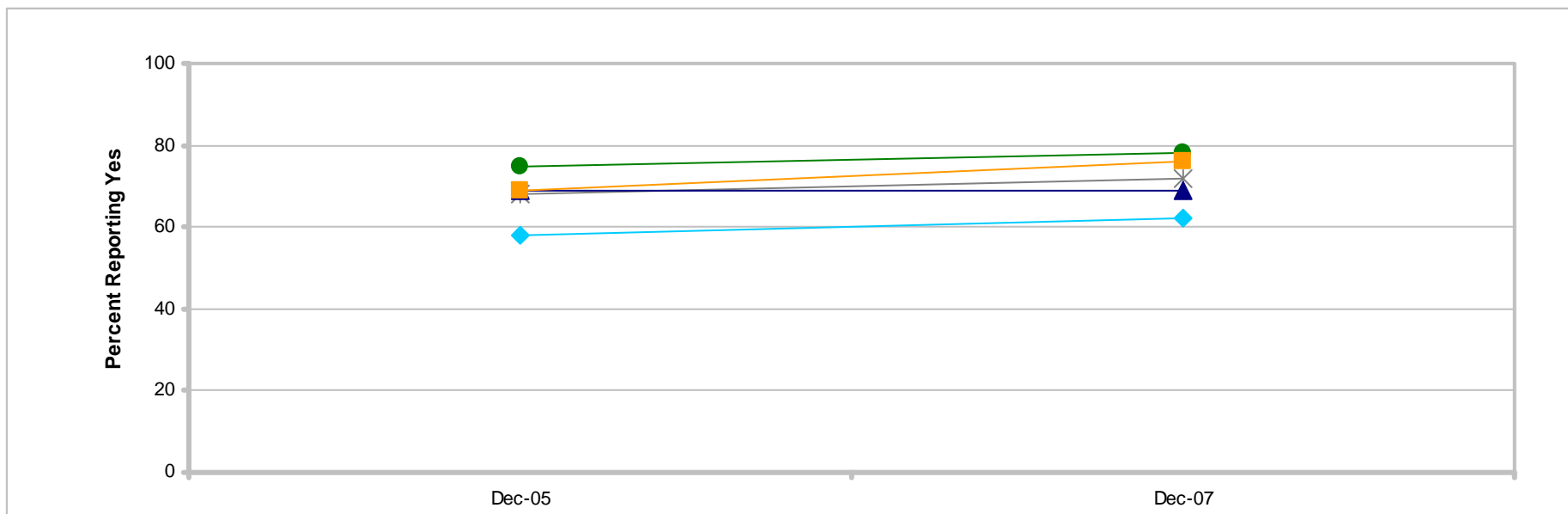
DETAILS ON READINESS

New Equipment To Improve Ability To Operate in Joint Environment Percent of Active Duty Members Who Had New Equipment Fielded to Their Unit

KEY: Higher Response of Yes Lower Response of Yes	Total	Deployed	Not Deployed	Single	Married	Single w/ Child(ren)	Single w/o Child(ren)	Married w/ Child(ren)	Married w/o Child(ren)
	New equipment intended to improve organization's ability to operate in a joint environment	72	76	68	73	72	76	73	71

DETAILS ON READINESS

New Equipment To Improve Ability To Operate in Joint Environment Percent of Active Duty Members Who Had New Equipment Fielded to Their Unit, by Service

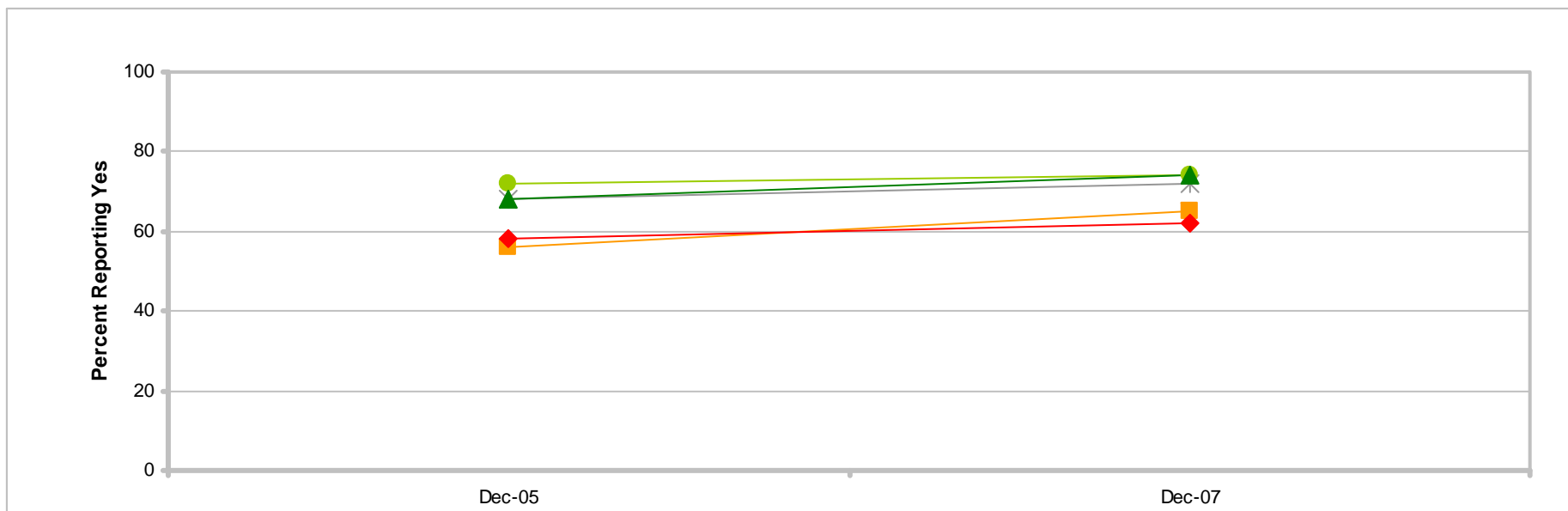


	Most recent HIGHER than Most recent LOWER than	Dec-05	Dec-07
* Total		68	72
● Army		75	78
▲ Navy		69	69
■ Marine Corps		69	76
◆ Air Force		58	62

DETAILS ON READINESS

New Equipment To Improve Ability To Operate in Joint Environment

Percent of Active Duty Members Who Had New Equipment Fielded to Their Unit, by Paygrade

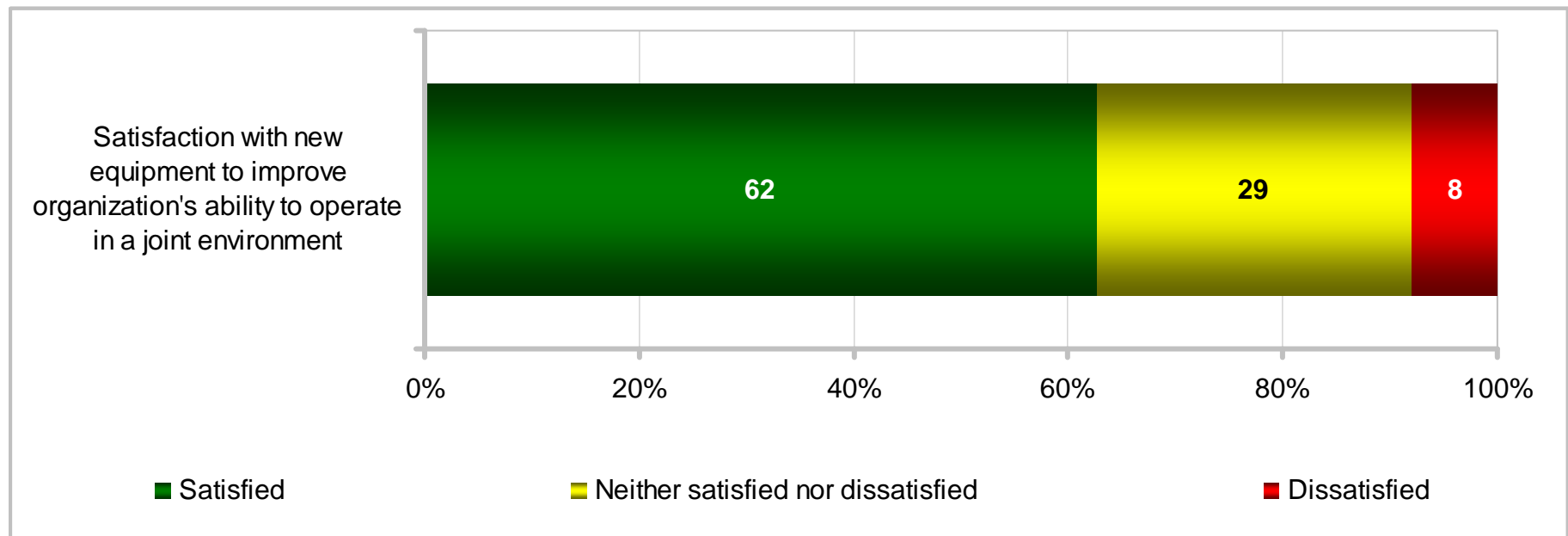


	Most recent HIGHER than Most recent LOWER than	Dec-05	Dec-07
* Total		68	72
● E1-E4		72	74
▲ E5-E9		68	74
■ O1-O3		56	65
◆ O4-O6		58	62

DETAILS ON READINESS

Satisfaction With New Equipment

Percent of Members Who Had New Equipment To Improve Ability To Operate in Joint Environment



DETAILS ON READINESS

Satisfaction With New Equipment

Percent of Members Who Had New Equipment To Improve Ability To Operate in Joint Environment

KEY: Higher Response of Satisfied Lower Response of Satisfied Higher Response of Dissatisfied			Total	Army	Navy	Marine Corps	Air Force	Enlisted 3 – 5 YOS	Enlisted 6 – 9 YOS	E1 – E4	E5 – E9	O1 – O3	O4 – O6	Army Enlisted	Army Officers	Navy Enlisted	Navy Officers	Marine Corps Enlisted	Marine Corps Officers	Air Force Enlisted	Air Force Officers
			Satisfaction with new equipment to improve organization's ability to operate in a joint environment	Satisfied	62	61	66	58	65	59	58	61	63	64	66	62	59	66	65	57	69
Dissatisfied	8	9		7	10	7	8	12	7	9	9	9	8	12	7	10	10	8	7	7	

KEY: Higher Response of Satisfied Lower Response of Satisfied Higher Response of Dissatisfied			Total	US (Incl. Territories)	Overseas	On Base	Off Base	Non-Hispanic White	Total Minority	Enlisted	Officer	Male Enlisted	Male Officers	Female Enlisted	Female Officers	Male	Female
			Satisfaction with new equipment to improve organization's ability to operate in a joint environment	Satisfied	62	62	65	62	63	60	66	62	64	62	64	62	65
Dissatisfied	8	8		10	8	9	10	6	8	10	8	11	6	6	9	6	

DETAILS ON READINESS

Satisfaction With New Equipment

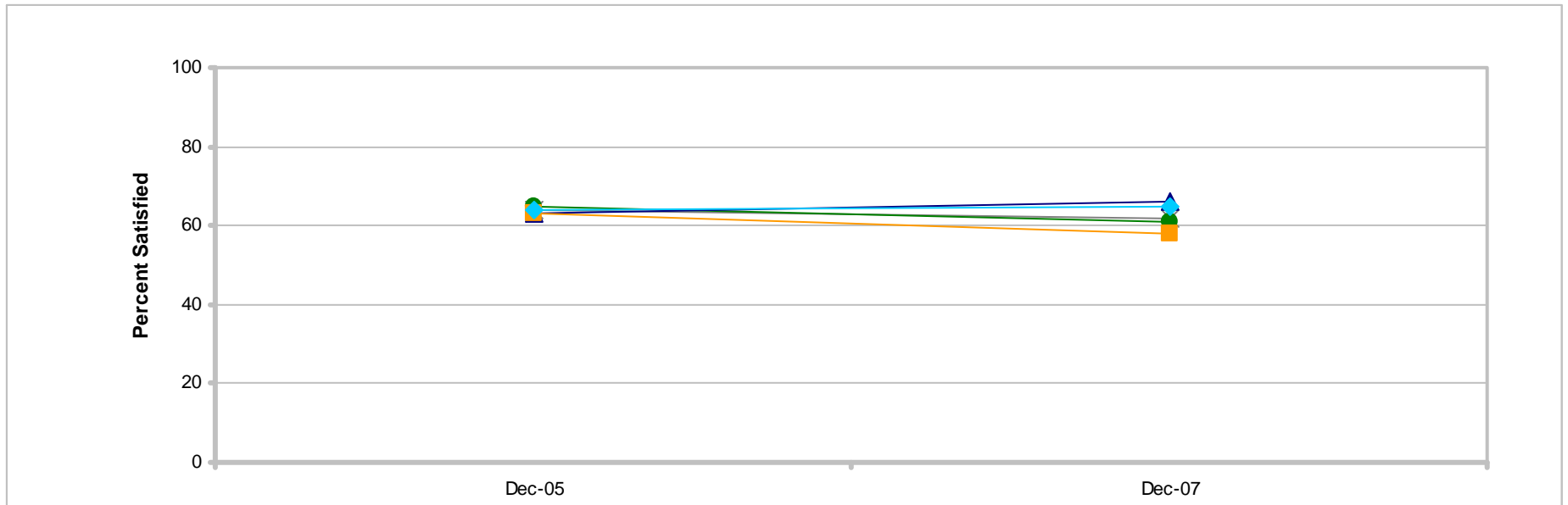
Percent of Members Who Had New Equipment To Improve Ability To Operate in Joint Environment

KEY:		Total	Deployed	Not Deployed	Single	Married	Single w/ Child(ren)	Single w/o Child(ren)	Married w/ Child(ren)	Married w/o Child(ren)
Satisfaction with new equipment to improve organization's ability to operate in a joint environment	Satisfied	62	61	64	62	63	54	63	64	60
	Dissatisfied	8	10	7	8	9	11	7	10	8

DETAILS ON READINESS

Satisfaction With New Equipment

Percent of Members Who Had New Equipment To Improve Ability To Operate in Joint Environment, by Service

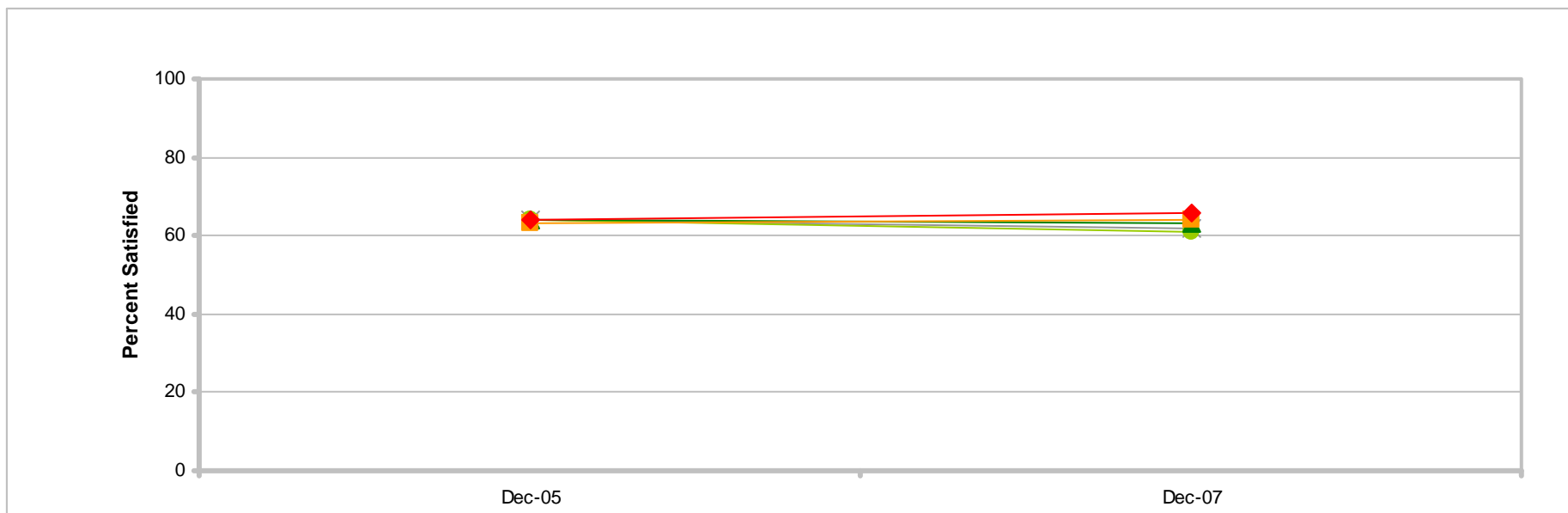


	Most recent HIGHER than Most recent LOWER than	Dec-05	Dec-07
* Total		64	62
● Army		65	61
▲ Navy		63	66
■ Marine Corps		63	58
◆ Air Force		64	65

DETAILS ON READINESS

Satisfaction With New Equipment

Percent of Members Who Had New Equipment To Improve Ability To Operate in Joint Environment, by Paygrade

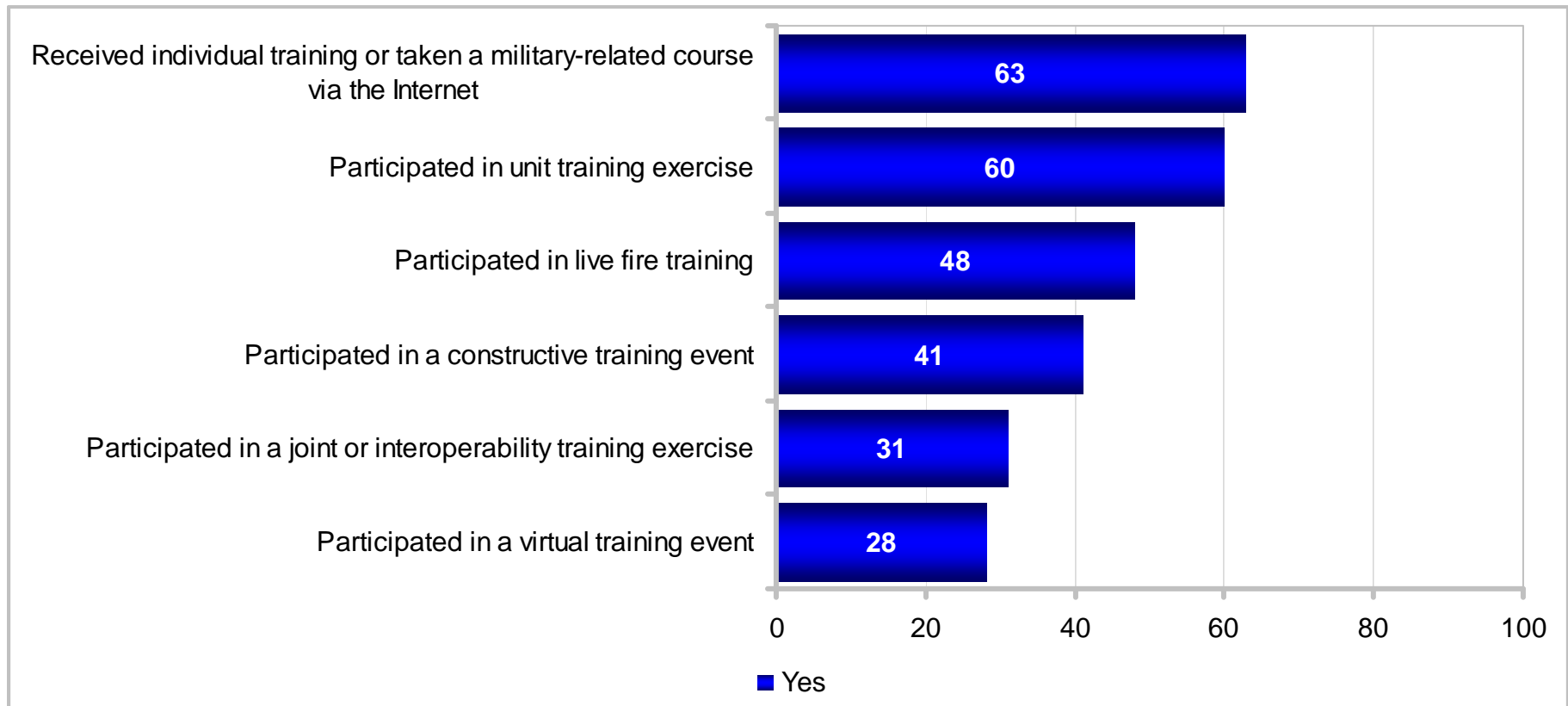


	Most recent HIGHER than Most recent LOWER than	Dec-05	Dec-07
* Total		64	62
● E1-E4		64	61
▲ E5-E9		64	63
■ O1-O3		63	64
◆ O4-O6		64	66

DETAILS ON READINESS

Participation in Training in Past 12 Months

Percent of All Active Duty Members



DETAILS ON READINESS

Participation in Training in Past 12 Months

Percent of All Active Duty Members

KEY: Higher Response of Yes Lower Response of Yes	Total	Army	Navy	Marine Corps	Air Force	Enlisted 3 – 5 YOS	Enlisted 6 – 9 YOS	E1 – E4	E5 – E9	O1 – O3	O4 – O6	Army Enlisted	Army Officers	Navy Enlisted	Navy Officers	Marine Corps Enlisted	Marine Corps Officers	Air Force Enlisted	Air Force Officers
Received individual training or taken a military-related course via the Internet	63	60	64	58	70	60	65	59	66	66	67	60	59	64	68	57	68	69	73
Participated in unit training exercise	60	64	50	60	65	63	58	65	59	57	44	66	53	51	46	60	60	68	54
Participated in live fire training	48	62	39	58	30	51	45	55	45	42	31	65	50	41	32	58	59	31	25
Participated in a constructive training event	41	45	35	32	44	38	42	41	40	44	38	46	42	34	39	31	43	44	43
Participated in a joint or interoperability training exercise	31	32	34	29	27	29	28	29	32	33	36	32	32	33	39	28	38	26	33
Participated in a virtual training event	28	41	21	21	21	25	27	31	25	39	26	42	34	18	34	19	36	18	33

DETAILS ON READINESS

Participation in Training in Past 12 Months

Percent of All Active Duty Members

KEY: Higher Response of Yes Lower Response of Yes	Total	US (Incl. Territories)	Overseas	On Base	Off Base	Non-Hispanic White	Total Minority	Enlisted	Officer	Male Enlisted	Male Officers	Female Enlisted	Female Officers	Male	Female
	Received individual training or taken a military-related course via the Internet	63	63	64	61	65	62	64	63	66	62	66	66	67	63
Participated in unit training exercise	60	59	68	66	57	61	60	62	52	63	53	55	50	61	54
Participated in live fire training	48	48	50	55	44	49	46	50	39	52	41	37	30	50	36
Participated in a constructive training event	41	41	40	41	40	39	43	40	42	40	42	44	42	40	44
Participated in a joint or interoperability training exercise	31	29	40	31	31	31	31	30	34	31	35	23	28	32	24
Participated in a virtual training event	28	28	30	31	27	28	29	27	34	28	35	25	28	29	26

DETAILS ON READINESS

Participation in Training in Past 12 Months

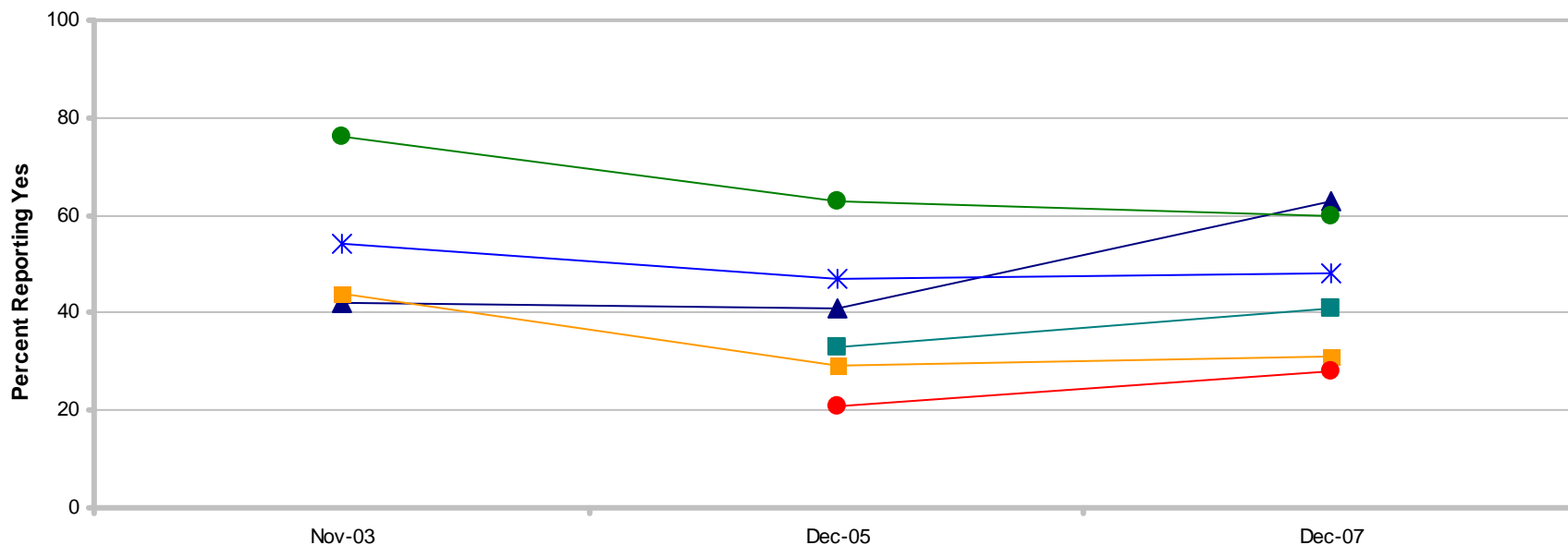
Percent of All Active Duty Members

KEY: Higher Response of Yes Lower Response of Yes	Total	Deployed	Not Deployed	Single	Married	Single w/ Child(ren)	Single w/o Child(ren)	Married w/ Child(ren)	Married w/o Child(ren)
	Received individual training or taken a military-related course via the Internet	63	63	63	61	64	63	61	65
Participated in unit training exercise	60	69	53	62	59	60	63	59	59
Participated in live fire training	48	59	38	52	46	44	53	46	45
Participated in a constructive training event	41	41	40	41	40	44	40	41	39
Participated in a joint or interoperability training exercise	31	39	23	32	31	31	32	31	29
Participated in a virtual training event	28	32	26	30	28	28	30	27	30

DETAILS ON READINESS

Participation in Training in Past 12 Months

Percent of All Active Duty Members

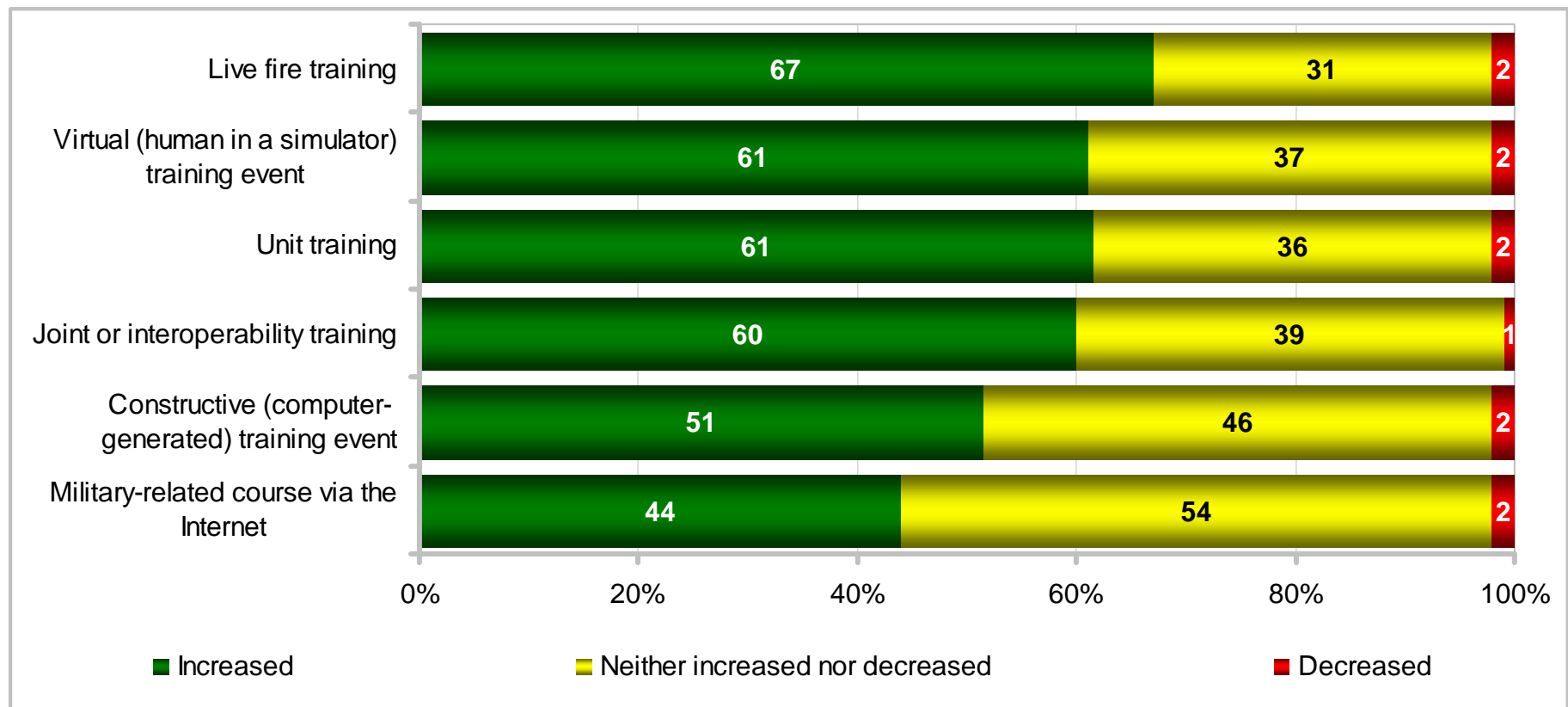


	Most recent HIGHER than Most recent LOWER than	Nov-03	Dec-05	Dec-07
▲ Received individual training or taken a military-related course via the Internet	■	42	41	63
● Participated in unit training exercise	■	76	63	60
* Participated in live fire training	■	54	47	48
■ Participated in a constructive training event	■	X	33	41
■ Participated in a joint or interoperability training exercise	■	44	29	31
● Participated in a virtual training event	■	X	21	28

DETAILS ON READINESS

Impact of Training on Personal Readiness

Percent of Applicable Active Duty Members



DETAILS ON READINESS

Impact of Training on Personal Readiness

Percent of Applicable Active Duty Members

		KEY:																		
		Higher Response of Increased						Lower Response of Increased						Higher Response of Decreased						
		Total	Army	Navy	Marine Corps	Air Force	Enlisted 3 – 5 YOS	Enlisted 6 – 9 YOS	E1 – E4	E5 – E9	O1 – O3	O4 – O6	Army Enlisted	Army Officers	Navy Enlisted	Navy Officers	Marine Corps Enlisted	Marine Corps Officers	Air Force Enlisted	Air Force Officers
Live fire training	Increased	67	67	69	67	66	65	64	68	65	72	76	67	69	68	76	65	80	64	75
	Decreased	2	2	1	2	1	3	2	2	1	1	0	2	1	1	1	2	0	1	0
Virtual (human in a simulator) training event	Increased	61	60	66	61	58	51	52	57	60	73	71	59	66	61	79	58	74	53	69
	Decreased	2	2	1	2	3	2	3	3	1	1	1	2	0	1	0	2	1	3	2
Unit training	Increased	61	62	65	61	57	56	57	61	59	72	71	61	72	64	76	59	77	56	66
	Decreased	2	4	1	2	2	4	3	3	2	2	1	4	2	1	2	2	1	2	1
Joint or interoperability training	Increased	60	61	59	60	58	54	56	57	58	68	70	59	69	57	68	59	68	54	69
	Decreased	1	1	1	2	1	2	1	1	1	1	1	1	0	1	2	2	1	2	1
Constructive (computer-generated) training event	Increased	51	55	55	49	44	47	47	51	51	56	53	54	58	54	57	47	62	44	46
	Decreased	2	2	3	2	2	2	4	2	2	2	2	2	2	3	3	3	1	2	3
Military-related course via the Internet	Increased	44	45	47	40	42	39	44	45	45	39	43	45	43	48	41	39	45	43	39
	Decreased	2	1	2	3	3	2	3	2	2	3	2	1	1	2	3	3	2	3	3

DETAILS ON READINESS

Impact of Training on Personal Readiness

Percent of Applicable Active Duty Members

KEY: Higher Response of Increased Lower Response of Increased Higher Response of Decreased		Total	US (Incl. Territories)	Overseas	On Base	Off Base	Non-Hispanic White	Total Minority	Enlisted	Officers	Male Enlisted	Male Officers	Female Enlisted	Female Officers	Male	Female
Live fire training	Increased	67	67	68	68	67	66	69	66	73	66	74	67	66	67	67
	Decreased	2	2	1	2	2	1	2	2	1	2	1	1	1	2	1
Virtual (human in a simulator) training event	Increased	61	61	58	58	63	61	61	58	71	58	71	60	66	61	61
	Decreased	2	2	2	2	2	2	1	2	1	2	1	2	0	2	1
Unit training	Increased	61	62	61	63	61	60	65	60	71	60	73	56	62	62	57
	Decreased	2	3	2	3	2	2	2	3	2	3	1	2	2	2	2
Joint or interoperability training	Increased	60	59	60	58	60	59	61	58	69	58	69	51	66	60	54
	Decreased	1	1	1	2	1	2	1	1	1	1	1	0	1	1	1
Constructive (computer-generated) training event	Increased	51	51	52	52	51	48	57	51	55	51	55	48	50	52	48
	Decreased	2	2	2	2	3	3	1	2	2	3	3	1	1	3	1
Military-related course via the Internet	Increased	44	44	43	46	43	41	50	45	41	45	41	42	44	44	43
	Decreased	2	2	2	2	2	3	1	2	3	2	3	1	1	2	1

DETAILS ON READINESS

Impact of Training on Personal Readiness

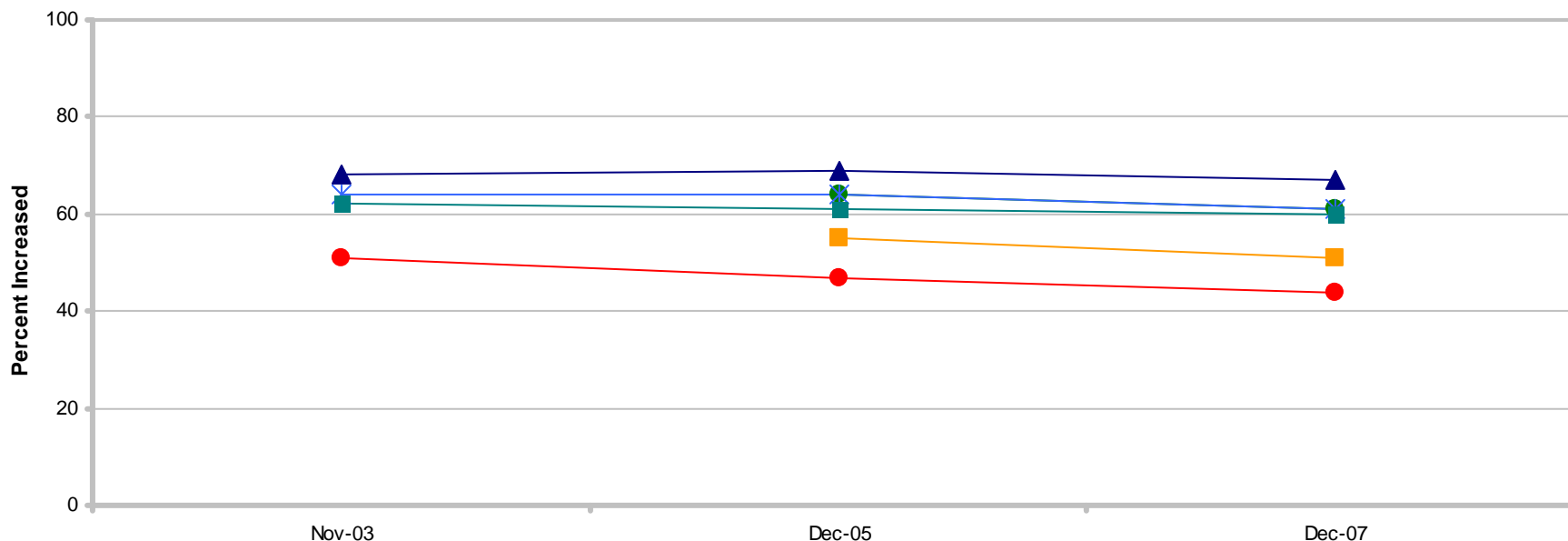
Percent of Applicable Active Duty Members

KEY: Higher Response of Increased Lower Response of Increased Higher Response of Decreased		Total	Deployed	Not Deployed	Single	Married	Single w/ Child(ren)	Single w/o Child(ren)	Married w/ Child(ren)	Married w/o Child(ren)
Live fire training	Increased	67	67	68	69	66	68	69	66	67
	Decreased	2	2	2	2	1	1	2	1	1
Virtual (human in a simulator) training event	Increased	61	59	63	58	63	57	58	64	61
	Decreased	2	2	2	2	2	0	2	2	2
Unit training	Increased	61	61	62	61	62	59	61	63	61
	Decreased	2	3	2	3	2	2	3	2	2
Joint or interoperability training	Increased	60	60	58	56	62	48	58	62	63
	Decreased	1	1	1	2	1	1	2	1	0
Constructive (computer-generated) training event	Increased	51	50	53	49	53	51	48	52	55
	Decreased	2	3	2	3	2	2	3	2	3
Military-related course via the Internet	Increased	44	41	47	42	45	41	43	46	43
	Decreased	2	3	2	2	2	0	3	2	2

DETAILS ON READINESS

Impact of Training on Personal Readiness

Percent of Applicable Active Duty Members

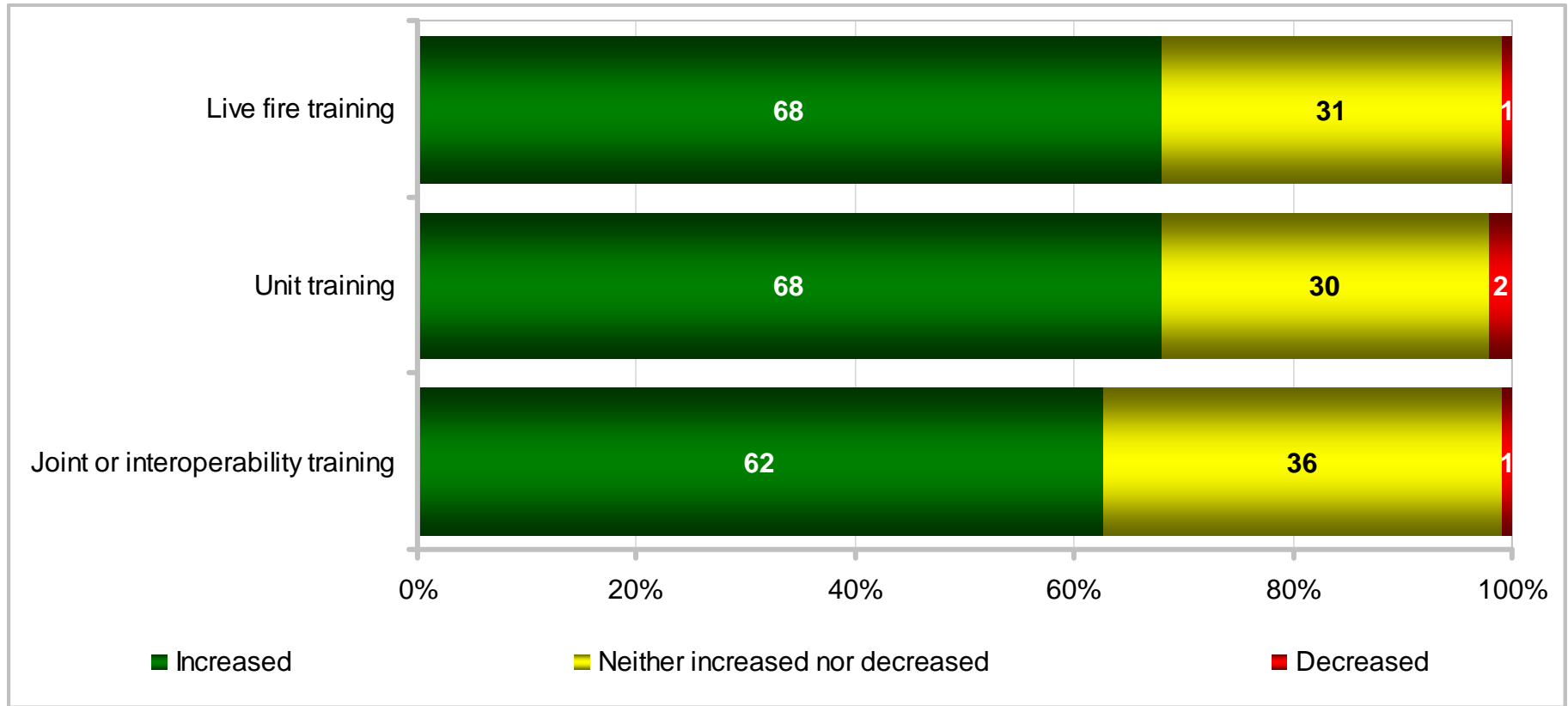


	Most recent HIGHER than Most recent LOWER than	Nov-03	Dec-05	Dec-07
▲ Live fire training		68	69	67
● Virtual (human in a simulator) training event			64	61
* Unit training		64	64	61
■ Joint or interoperability training		62	61	60
■ Constructive (computer-generated) training event			55	51
● Military-related course via the Internet		51	47	44

DETAILS ON READINESS

Impact of Training on Unit's Readiness

Percent of Applicable Active Duty Members



DETAILS ON READINESS

Impact of Training on Unit's Readiness

Percent of Applicable Active Duty Members

KEY: Higher Response of Increased Lower Response of Increased Higher Response of Decreased		Total	Army	Navy	Marine Corps	Air Force	Enlisted 3 – 5 YOS	Enlisted 6 – 9 YOS	E1 – E4	E5 – E9	O1 – O3	O4 – O6	Army Enlisted	Army Officers	Navy Enlisted	Navy Officers	Marine Corps Enlisted	Marine Corps Officers	Air Force Enlisted	Air Force Officers
Live fire training	Increased	68	69	74	67	57	63	66	64	69	76	74	68	74	72	83	65	86	56	63
	Decreased	1	2	1	2	0	2	3	2	1	1	0	2	1	1	1	2	0	0	0
Unit training	Increased	68	66	72	72	64	62	64	65	67	79	79	64	80	70	86	70	86	63	72
	Decreased	2	3	1	2	1	2	2	2	2	1	1	3	0	0	1	2	1	1	1
Joint or interoperability training	Increased	62	62	67	60	59	60	58	61	61	67	69	61	65	65	74	59	67	58	65
	Decreased	1	2	1	2	1	2	1	2	1	0	1	2	0	1	0	2	1	1	1

DETAILS ON READINESS

Impact of Training on Unit's Readiness

Percent of Applicable Active Duty Members

KEY: Higher Response of Increased Lower Response of Increased Higher Response of Decreased		Total	US (Incl. Territories)	Overseas	On Base	Off Base	Non-Hispanic White	Total Minority	Enlisted	Officer	Male Enlisted	Male Officers	Female Enlisted	Female Officers	Male	Female
Live fire training	Increased	68	68	65	66	69	67	70	67	75	67	77	63	65	68	63
	Decreased	1	1	2	2	1	2	1	2	1	2	1	1	0	2	1
Unit training	Increased	68	68	68	68	67	67	69	66	79	66	80	61	74	68	63
	Decreased	2	2	1	2	2	2	2	2	1	2	1	2	1	2	1
Joint or interoperability training	Increased	62	62	65	61	63	61	64	61	68	61	68	59	65	63	60
	Decreased	1	1	1	2	1	2	1	1	0	1	0	1	0	1	1

DETAILS ON READINESS

Impact of Training on Unit's Readiness

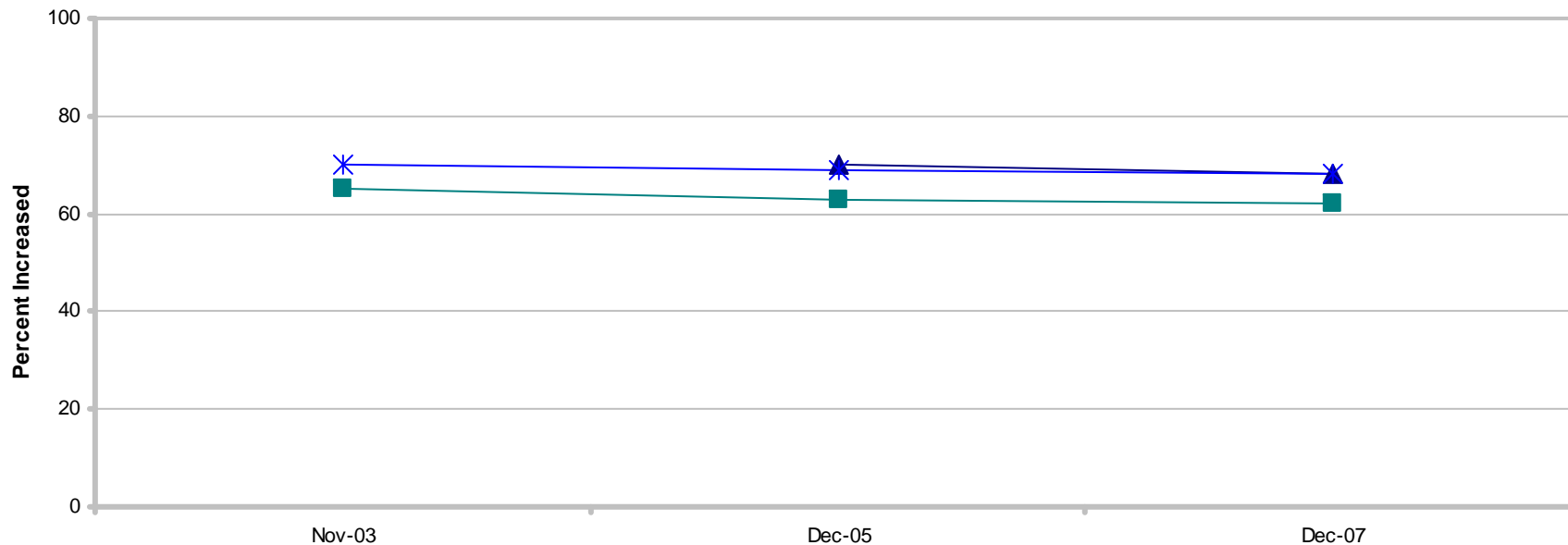
Percent of Applicable Active Duty Members

KEY:		Total	Deployed	Not Deployed	Single	Married	Single w/ Child(ren)	Single w/o Child(ren)	Married w/ Child(ren)	Married w/o Child(ren)
Live fire training	Increased	68	69	66	67	69	70	66	69	67
	Decreased	1	2	1	1	2	0	1	1	2
Unit training	Increased	68	68	67	66	69	65	67	70	67
	Decreased	2	2	2	2	2	1	2	2	2
Joint or interoperability training	Increased	62	64	60	60	64	49	62	63	67
	Decreased	1	1	2	2	1	0	2	1	0

DETAILS ON READINESS

Impact of Training on Unit's Readiness

Percent of Applicable Active Duty Members

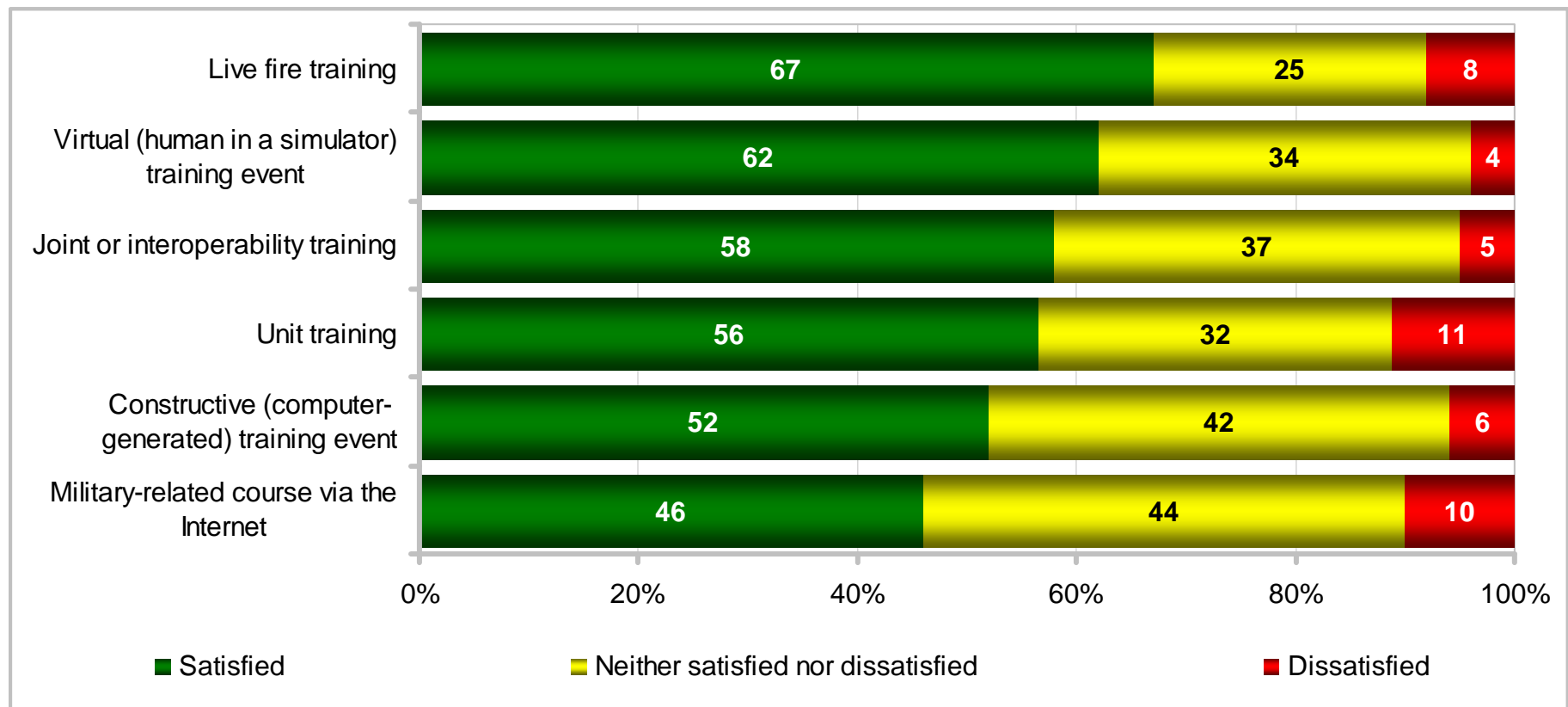


	Most recent HIGHER than Most recent LOWER than	Nov-03	Dec-05	Dec-07
▲ Live fire training		70	70	68
* Unit training		70	69	68
■ Joint or interoperability training		65	63	62

DETAILS ON READINESS

Satisfaction With Types of Training

Percent of Applicable Active Duty Members



DETAILS ON READINESS

Satisfaction With Types of Training

Percent of Applicable Active Duty Members

KEY: Higher Response of Satisfied Lower Response of Satisfied Higher Response of Dissatisfied		Total	Army	Navy	Marine Corps	Air Force	Enlisted 3 – 5 YOS	Enlisted 6 – 9 YOS	E1 – E4	E5 – E9	O1 – O3	O4 – O6	Army Enlisted	Army Officers	Navy Enlisted	Navy Officers	Marine Corps Enlisted	Marine Corps Officers	Air Force Enlisted	Air Force Officers
Live fire training	Satisfied	67	65	71	66	68	60	64	65	66	75	78	64	72	70	78	64	82	66	80
	Dissatisfied	8	10	7	8	3	9	10	10	7	5	5	10	7	8	4	8	3	3	3
Virtual (human in a simulator) training event	Satisfied	62	63	64	57	58	53	55	56	62	75	71	62	74	60	77	53	75	53	68
	Dissatisfied	4	4	4	7	4	5	5	5	3	3	3	4	3	4	2	8	4	4	4
Joint or interoperability training	Satisfied	58	59	59	56	58	53	55	55	58	65	65	58	63	57	67	55	65	56	64
	Dissatisfied	5	5	5	3	5	4	4	4	4	6	6	5	3	4	7	3	5	4	8
Unit training	Satisfied	56	55	61	59	54	49	52	54	56	63	70	53	63	59	71	57	73	53	61
	Dissatisfied	11	15	8	8	10	14	15	12	12	10	8	16	11	8	8	8	6	10	9
Constructive (computer-generated) training event	Satisfied	52	57	55	47	45	47	50	50	53	55	53	56	59	54	57	44	62	45	46
	Dissatisfied	6	4	8	6	7	7	7	6	5	8	9	4	4	7	9	6	5	6	13
Military-related course via the Internet	Satisfied	46	48	47	41	43	42	46	43	48	42	47	49	47	48	44	39	49	43	41
	Dissatisfied	10	7	12	10	12	9	10	9	9	16	14	7	9	11	20	9	12	11	17

DETAILS ON READINESS

Satisfaction With Types of Training

Percent of Applicable Active Duty Members

KEY: Higher Response of Satisfied Lower Response of Satisfied Higher Response of Dissatisfied		Total	US (Incl. Territories)	Overseas	On Base	Off Base	Non-Hispanic White	Total Minority	Enlisted	Officers	Male Enlisted	Male Officers	Female Enlisted	Female Officers	Male	Female
Live fire training	Satisfied	67	67	68	65	68	67	67	65	76	65	77	66	71	67	67
	Dissatisfied	8	8	6	9	7	9	6	8	5	9	5	7	6	8	7
Virtual (human in a simulator) training event	Satisfied	62	62	60	58	65	61	63	59	73	59	74	59	67	62	61
	Dissatisfied	4	4	4	5	4	5	2	4	3	4	3	4	3	4	3
Joint or interoperability training	Satisfied	58	58	59	56	60	57	61	57	65	57	65	54	66	59	57
	Dissatisfied	5	4	5	4	5	5	3	4	6	4	6	5	3	5	4
Unit training	Satisfied	56	56	57	56	57	55	60	55	65	55	67	57	53	56	57
	Dissatisfied	11	11	12	12	11	13	8	12	9	12	9	8	12	12	8
Constructive (computer-generated) training event	Satisfied	52	52	51	51	53	48	58	52	55	52	55	49	54	53	50
	Dissatisfied	6	6	6	6	6	8	3	6	8	6	9	3	5	6	3
Military-related course via the Internet	Satisfied	46	46	42	45	46	42	51	46	44	46	44	48	48	45	48
	Dissatisfied	10	10	10	10	10	13	6	9	15	9	16	7	10	11	7

DETAILS ON READINESS

Satisfaction With Types of Training

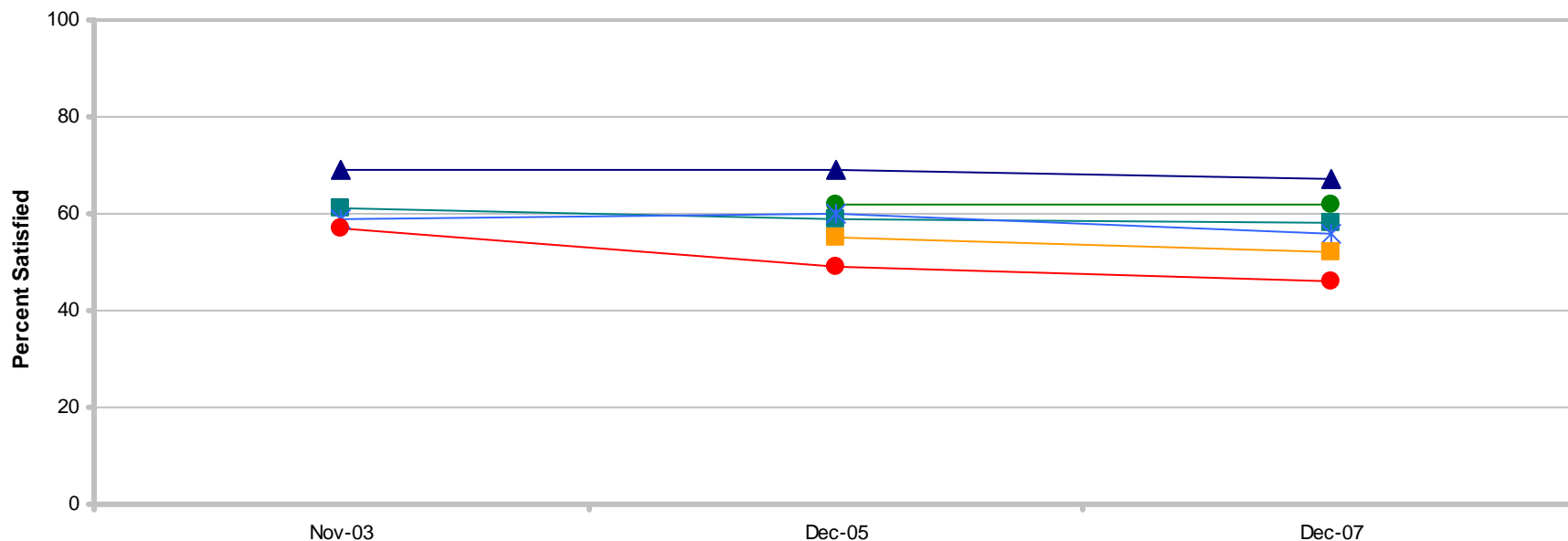
Percent of Applicable Active Duty Members

KEY:		Total	Deployed	Not Deployed	Single	Married	Single w/ Child(ren)	Single w/o Child(ren)	Married w/ Child(ren)	Married w/o Child(ren)
Live fire training	Satisfied	67	66	68	67	67	70	67	66	67
	Dissatisfied	8	7	9	8	8	2	9	8	8
Virtual (human in a simulator) training event	Satisfied	62	61	64	58	65	60	57	66	63
	Dissatisfied	4	4	4	5	3	3	6	3	4
Joint or interoperability training	Satisfied	58	58	59	55	61	48	57	60	61
	Dissatisfied	5	4	5	5	4	4	5	4	5
Unit training	Satisfied	56	56	57	55	57	57	55	58	55
	Dissatisfied	11	12	10	12	11	11	12	11	12
Constructive (computer-generated) training event	Satisfied	52	50	54	49	54	54	49	54	54
	Dissatisfied	6	6	6	7	5	5	7	5	6
Military-related course via the Internet	Satisfied	46	43	48	42	48	47	42	49	44
	Dissatisfied	10	11	9	11	10	7	12	9	10

DETAILS ON READINESS

Satisfaction With Types of Training

Percent of Applicable Active Duty Members

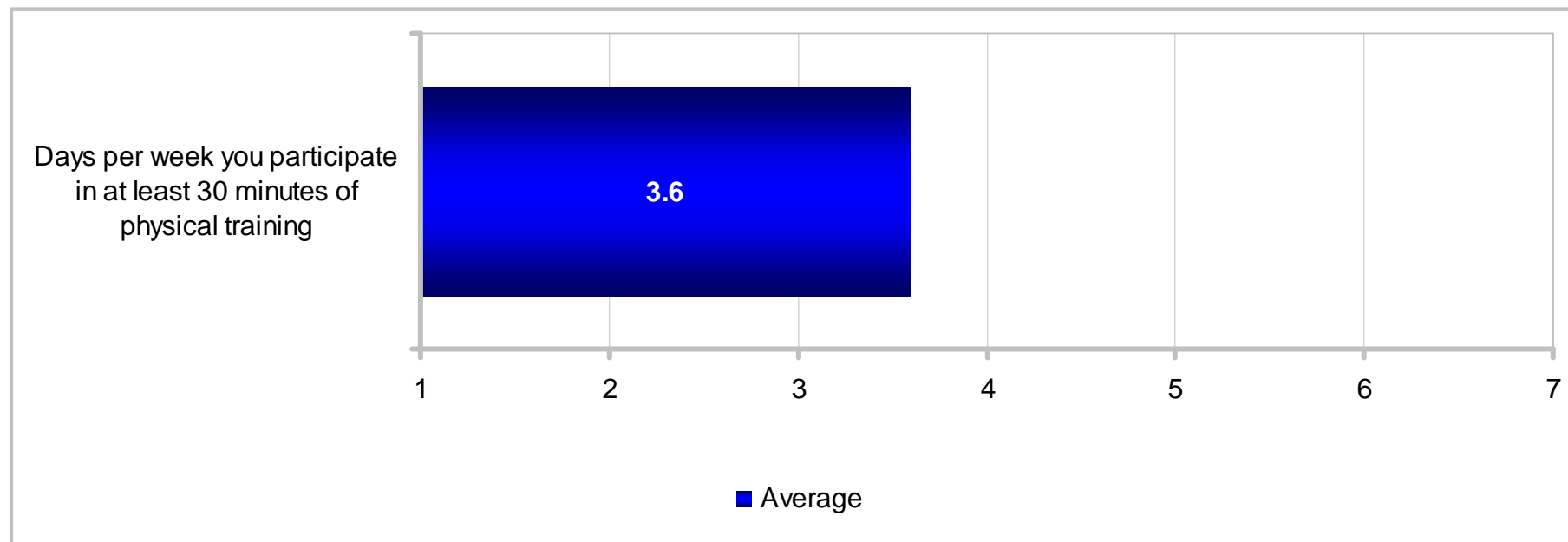


	Most recent HIGHER than Most recent LOWER than	Nov-03	Dec-05	Dec-07
▲ Live fire training		69	69	67
● Virtual (human in a simulator) training event		X	62	62
■ Joint or interoperability training		61	59	58
* Unit training		59	60	56
■ Constructive (computer-generated) training event		X	55	52
● Military-related course via the Internet		57	49	46

DETAILS ON READINESS

Participation in Physical Training of at Least 30 Minutes

Average of All Active Duty Members



DETAILS ON READINESS

Participation in Physical Training of at Least 30 Minutes Average of All Active Duty Members

KEY: More Than Average Less Than Average																			
	Total	Army	Navy	Marine Corps	Air Force	Enlisted 3 – 5 YOS	Enlisted 6 – 9 YOS	E1 – E4	E5 – E9	O1 – O3	O4 – O6	Army Enlisted	Army Officers	Navy Enlisted	Navy Officers	Marine Corps Enlisted	Marine Corps Officers	Air Force Enlisted	Air Force Officers
Days per week you participate in at least 30 minutes of physical training	3.6	4.2	3.1	3.6	3.3	3.6	3.6	3.7	3.6	3.6	3.4	4.3	3.8	3.0	3.3	3.6	3.7	3.3	3.3

KEY: More Than Average Less Than Average															
	Total	US (Incl. Territories)	Overseas	On Base	Off Base	Non-Hispanic White	Total Minority	Enlisted	Officer	Male Enlisted	Male Officers	Female Enlisted	Female Officers	Male	Female
Days per week you participate in at least 30 minutes of physical training	3.6	3.6	3.8	3.8	3.5	3.6	3.6	3.6	3.5	3.7	3.5	3.4	3.5	3.6	3.4

DETAILS ON READINESS

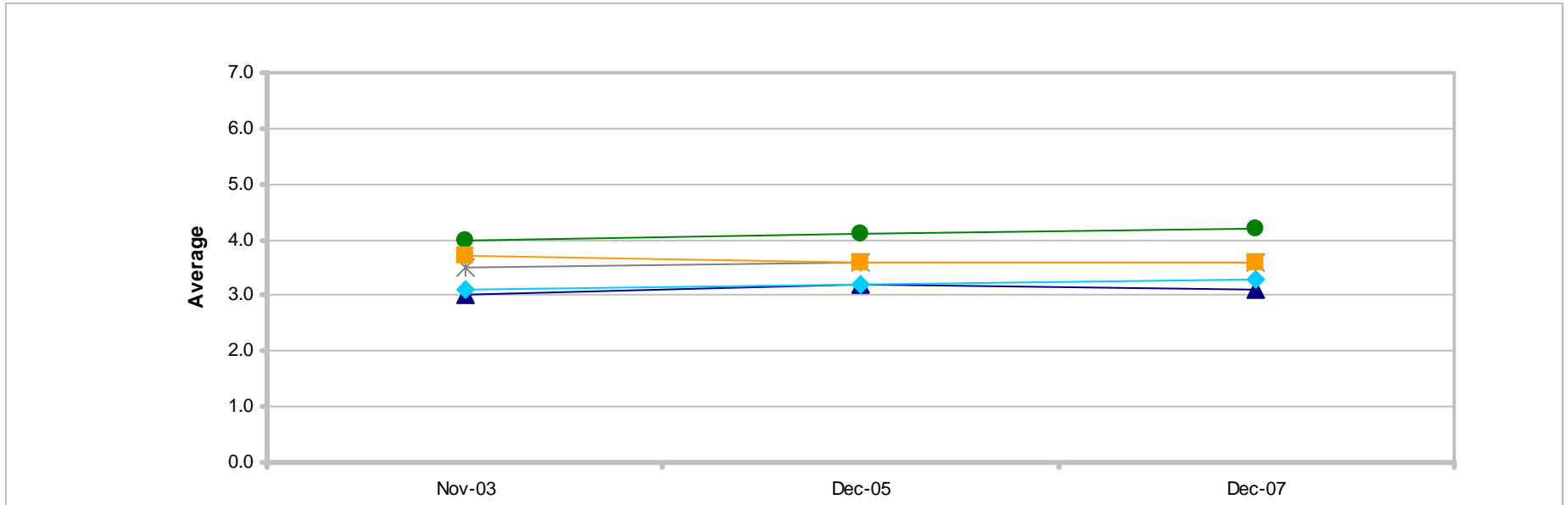
Participation in Physical Training of at Least 30 Minutes

Average of All Active Duty Members

KEY:	More Than Average		Less Than Average							
	Total	Deployed	Not Deployed	Single	Married	Single w/ Child(ren)	Single w/o Child(ren)	Married w/ Child(ren)	Married w/o Child(ren)	
Days per week you participate in at least 30 minutes of physical training	3.6	3.7	3.5	3.6	3.6	3.6	3.6	3.6	3.6	

DETAILS ON READINESS

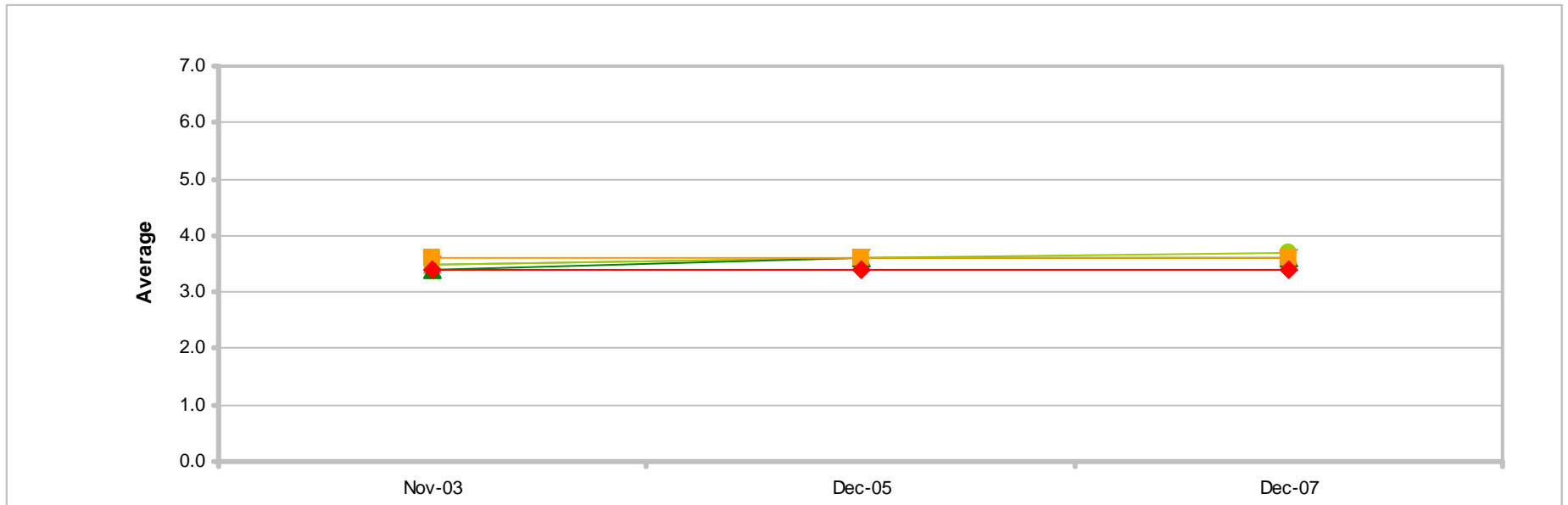
Participation in Physical Training of at Least 30 Minutes Average of All Active Duty Members, by Service



	Nov-03	Dec-05	Dec-07
* Total	3.5	3.6	3.6
● Army	4.0	4.1	4.2
▲ Navy	3.0	3.2	3.1
■ Marine Corps	3.7	3.6	3.6
◆ Air Force	3.1	3.2	3.3

DETAILS ON READINESS

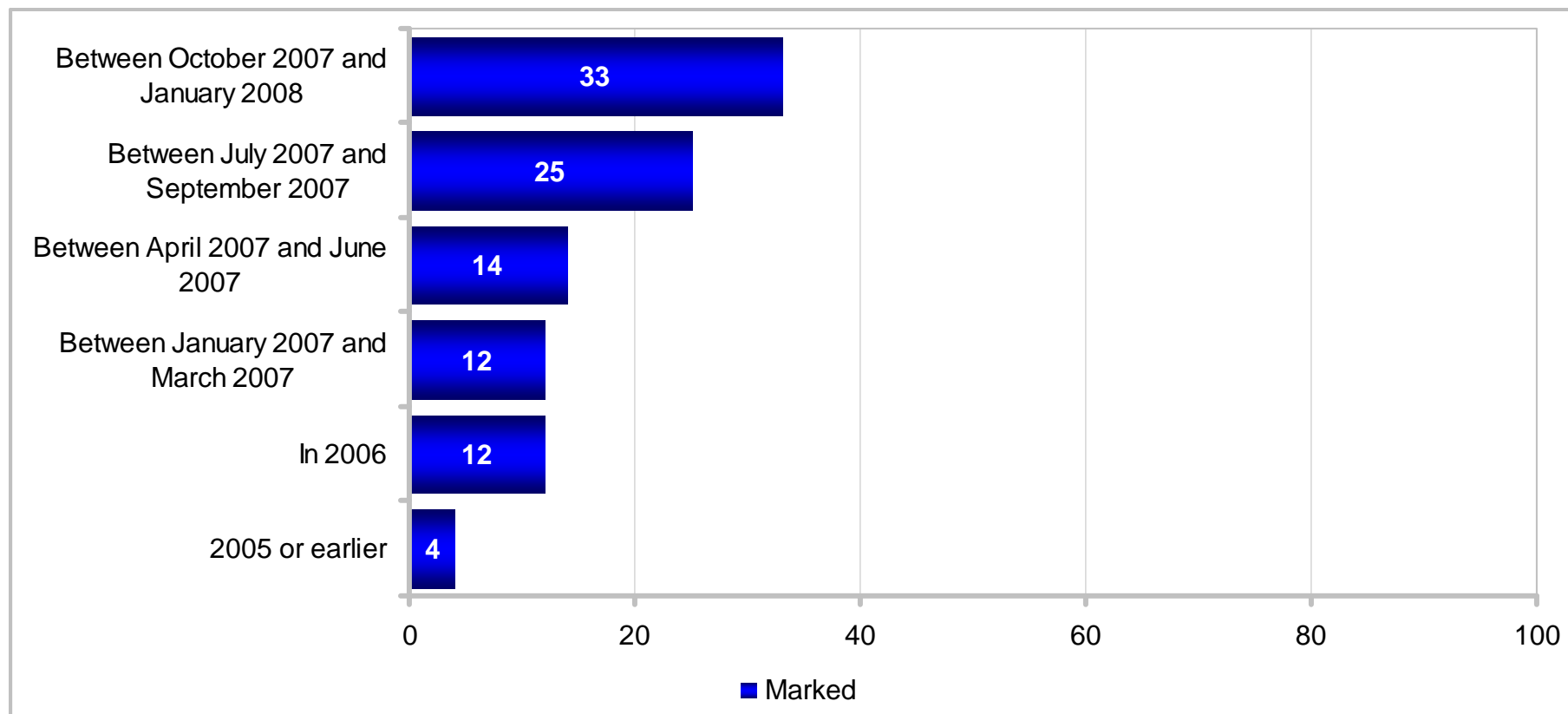
Participation in Physical Training of at Least 30 Minutes Average of All Active Duty Members, by Paygrade



	Nov-03	Dec-05	Dec-07
* Total	3.5	3.6	3.6
● E1-E4	3.5	3.6	3.7
▲ E5-E9	3.4	3.6	3.6
■ O1-O3	3.6	3.6	3.6
◆ O4-O6	3.4	3.4	3.4

DETAILS ON READINESS

Date When Record of Emergency Data Was Last Updated Percent of All Active Duty Members



DETAILS ON READINESS

Date When Record of Emergency Data Was Last Updated

Percent of All Active Duty Members

KEY:	More Likely To Mark		Less Likely To Mark																	
	Total	Army	Navy	Marine Corps	Air Force	Enlisted 3 – 5 YOS	Enlisted 6 – 9 YOS	E1 – E4	E5 – E9	O1 – O3	O4 – O6	Army Enlisted	Army Officers	Navy Enlisted	Navy Officers	Marine Corps Enlisted	Marine Corps Officers	Air Force Enlisted	Air Force Officers	
Between October 2007 and January 2008	33	33	28	35	39	36	33	38	33	29	19	34	24	30	21	37	23	41	30	
Between July 2007 and September 2007	25	25	23	23	27	23	24	24	24	30	30	24	28	23	23	22	34	25	33	
Between April 2007 and June 2007	14	15	15	13	13	13	14	13	14	17	15	14	18	14	17	13	15	12	14	
Between January 2007 and March 2007	12	12	13	11	11	12	12	11	13	10	12	11	12	13	12	11	12	12	9	
In 2006	12	13	15	12	9	11	14	11	13	11	18	13	14	14	18	12	13	8	11	
2005 or earlier	4	3	6	5	2	5	3	3	4	3	7	3	4	6	9	5	3	1	3	

DETAILS ON READINESS

Date When Record of Emergency Data Was Last Updated

Percent of All Active Duty Members

KEY:	More Likely To Mark		Less Likely To Mark													
	Total	US (Incl. Territories)	Overseas	On Base	Off Base	Non-Hispanic White	Total Minority	Enlisted	Officer	Male Enlisted	Male Officers	Female Enlisted	Female Officers	Male	Female	
Between October 2007 and January 2008	33	34	30	35	33	33	34	35	25	35	25	35	25	33	34	
Between July 2007 and September 2007	25	24	28	25	25	24	26	24	29	24	29	26	29	25	27	
Between April 2007 and June 2007	14	14	15	14	14	14	14	13	17	13	17	13	16	14	14	
Between January 2007 and March 2007	12	12	13	12	12	12	12	12	11	12	11	12	12	12	12	
In 2006	12	13	11	11	13	13	12	12	14	12	14	10	14	13	11	
2005 or earlier	4	4	3	3	4	4	3	4	5	4	5	3	4	4	3	

DETAILS ON READINESS

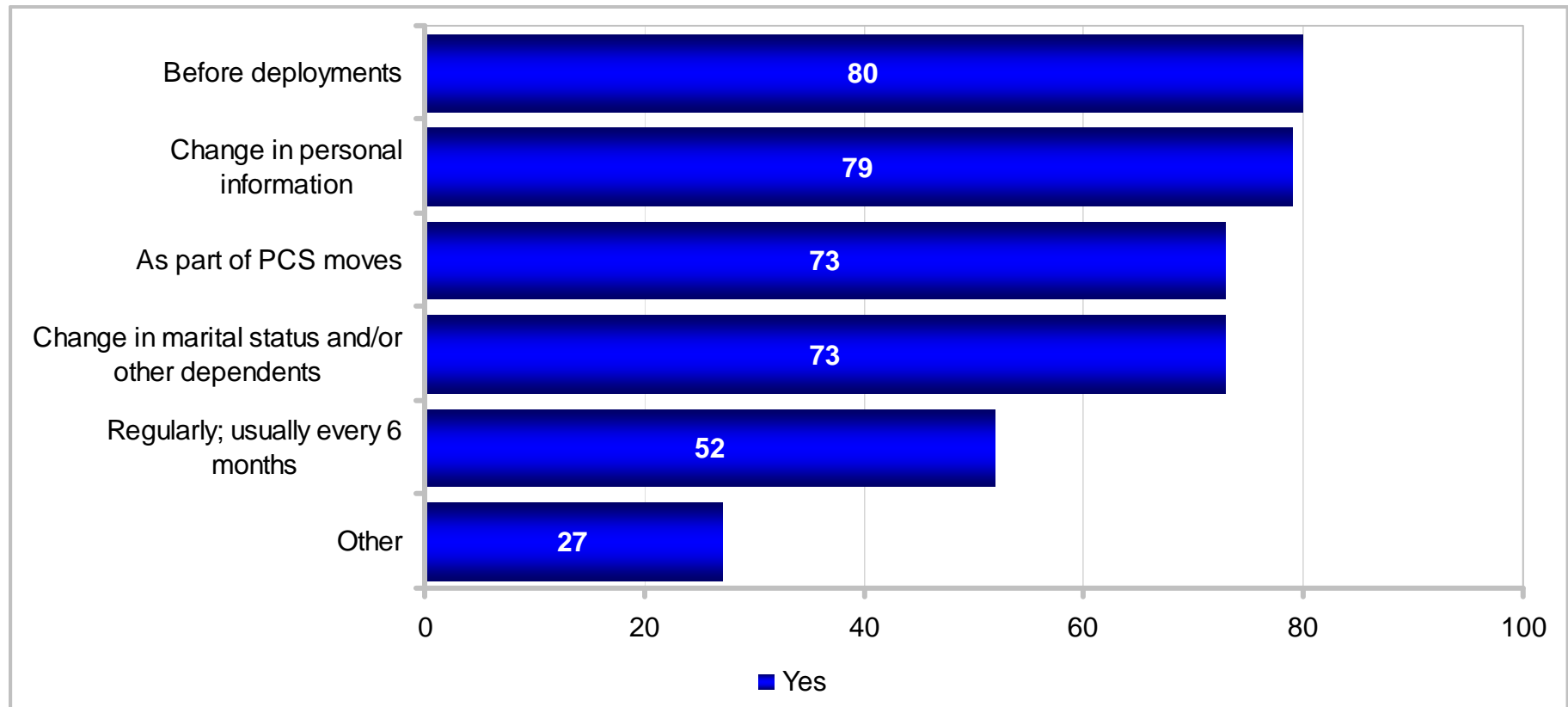
Date When Record of Emergency Data Was Last Updated Percent of All Active Duty Members

KEY: More Likely To Mark Less Likely To Mark	Total	Deployed	Not Deployed	Single	Married	Single w/ Child(ren)	Single w/o Child(ren)	Married w/ Child(ren)	Married w/o Child(ren)
	Between October 2007 and January 2008	33	34	33	33	34	32	33	33
Between July 2007 and September 2007	25	24	26	24	25	24	24	26	25
Between April 2007 and June 2007	14	14	14	15	13	17	14	14	13
Between January 2007 and March 2007	12	13	11	12	12	11	12	12	12
In 2006	12	13	12	13	12	13	13	12	11
2005 or earlier	4	3	5	4	4	3	4	4	3

DETAILS ON READINESS

Reasons for Verifying Accuracy of Emergency Data

Percent of All Active Duty Members



DETAILS ON READINESS

Reasons for Verifying Accuracy of Emergency Data Percent of All Active Duty Members

	KEY:																		
	Higher Response of Yes Lower Response of Yes																		
	Total	Army	Navy	Marine Corps	Air Force	Enlisted 3 – 5 YOS	Enlisted 6 – 9 YOS	E1 – E4	E5 – E9	O1 – O3	O4 – O6	Army Enlisted	Army Officers	Navy Enlisted	Navy Officers	Marine Corps Enlisted	Marine Corps Officers	Air Force Enlisted	Air Force Officers
Before deployments	80	85	76	79	79	82	86	72	86	80	84	84	89	76	77	77	90	80	77
Change in personal information	79	74	79	81	88	77	84	76	83	79	74	75	69	79	78	81	82	88	85
As part of PCS moves	73	73	74	66	77	65	81	59	81	82	87	71	84	71	89	63	86	75	82
Change in marital status and/or other dependents	73	70	74	73	77	71	80	67	79	73	72	70	69	74	77	73	78	78	72
Regularly; usually every 6 months	52	50	42	61	60	54	58	57	52	44	28	53	38	45	25	62	53	64	45
Other	27	26	27	30	26	26	28	29	27	21	16	28	16	29	16	30	24	27	23

DETAILS ON READINESS

Reasons for Verifying Accuracy of Emergency Data Percent of All Active Duty Members

	KEY:															
	Higher Response of Yes		Lower Response of Yes													
	Total	US (Incl. Territories)	Overseas	On Base	Off Base	Non-Hispanic White	Total Minority	Enlisted	Officer	Male Enlisted	Male Officers	Female Enlisted	Female Officers	Male	Female	
Before deployments	80	81	75	74	84	82	79	80	83	81	84	74	75	81	74	
Change in personal information	79	80	78	76	82	79	80	80	77	79	76	84	81	79	84	
As part of PCS moves	73	73	75	65	78	73	73	71	85	71	85	71	83	73	74	
Change in marital status and/or other dependents	73	74	68	66	78	73	74	73	72	73	73	77	69	73	75	
Regularly; usually every 6 months	52	52	53	54	51	52	52	55	38	55	39	50	36	53	47	
Other	27	27	25	28	26	24	31	28	19	28	18	32	21	26	30	

DETAILS ON READINESS

Reasons for Verifying Accuracy of Emergency Data Percent of All Active Duty Members



KEY: Higher Response of Yes Lower Response of Yes	Total	Deployed	Not Deployed	Single	Married	Single w/ Child(ren)	Single w/o Child(ren)	Married w/ Child(ren)	Married w/o Child(ren)
Before deployments	80	91	70	74	85	83	73	85	83
Change in personal information	79	79	80	74	83	81	73	83	82
As part of PCS moves	73	73	74	64	80	76	62	83	73
Change in marital status and/or other dependents	73	73	74	60	82	82	56	82	83
Regularly; usually every 6 months	52	53	50	51	52	54	50	52	54
Other	27	24	29	27	26	31	26	26	26



DETAILS ON READINESS

Summary of Findings

December 2007

- 43% reported new equipment fielded to unit in the past 24 months
 - Led by Marine Corps officer, Army, Marine Corps, deployed, Marine Corps enlisted, single without child(ren), E1-E4, living on base, single, Non-Hispanic White, enlisted with 3 to 5 years of service, male enlisted, and male
 - Percentage point differences over time for total, Service, and paygrade are:

	Most recent HIGHER by 	Most recent LOWER by 	Dec-05	Dec-07
* Total			13	43
● Army				50
▲ Navy			17	36
■ Marine Corps			9	49
◆ Air Force			21	39

	Most recent HIGHER by 	Most recent LOWER by 	Dec-05	Dec-07
● E1-E4			11	46
▲ E5-E9			14	42
■ O1-O3			13	45
◆ O4-O6			14	34







- 52% satisfied with training on new equipment fielded to unit; 17% dissatisfied
 - Satisfied led by Marine Corps officer
 - Dissatisfied led by deployed and Non-Hispanic White
 - No percentage point differences over time for total, Service, or paygrade

DETAILS ON READINESS

Summary of Findings

December 2007

- 72% reported new equipment intended to improve organization's ability to operate in a joint environment
 - Led by total minority, Army enlisted, Army, deployed, enlisted, and male enlisted
 - No percentage point differences over time for Service
 - Percentage point differences over time for total and paygrade are:

	Most recent HIGHER by 	Dec-05	Dec-07
	Most recent LOWER by 		
* Total		4	72
 E1-E4			74
 E5-E9		6	74
 O1-O3		9	65
 O4-O6			62









- 62% satisfied with new equipment intended to improve organization's ability to operate in a joint environment; 8% dissatisfied
 - Satisfied led by Air Force officer, Marine Corps officer, and total minority
 - Dissatisfied led by Non-Hispanic White and deployed
 - No percentage point differences over time for total, Service, or paygrade

DETAILS ON READINESS

Summary of Findings

December 2007

- Almost two thirds participated in a *military-related course via the Internet* (63%) and a *unit training exercise* (60%) in past 12 months
 - *Military-related course via the Internet* led by Air Force, Marine Corps officer, Navy officer, O4-O6, officer, E5-E9, male officer, and living off base
 - *Unit training exercise* led by deployed, living overseas, Air Force enlisted, Army enlisted, living on base, Air Force, E1-E4, Army, male enlisted, single without child(ren), single, enlisted, and male
 - Percentage point differences over time for total are:









	Most recent HIGHER by 	Nov-03	Dec-05	Dec-07
	Most recent LOWER by 			
 Received individual training or taken a military-related course via the Internet		21	22	63
 Participated in unit training exercise		16		60
 Participated in live fire training		6		48
 Participated in a constructive training event			8	41
 Participated in a joint or interoperability training exercise		13		31
 Participated in a virtual training event			7	28

DETAILS ON READINESS

Summary of Findings

December 2007

- Of those who participated in the applicable training event, about two thirds reported *live fire training* (67%), a *virtual training event* (61%), *unit training* (61%), and *joint or interoperability training* (60%) increased their personal readiness
 - *Live fire training* led by Marine Corps officer, Navy officer, O4-O6, Air Force officer, male officer, officer, and O1-O3
 - *Virtual training event* led by Navy officer, Marine Corps officer, O1-O3, male officer, O4-O6, officer, and Air Force officer
 - *Unit training event* led by officer and total minority
 - *Joint or interoperability training event* led by officer
 - Percentage point differences over time for total are:

	Most recent HIGHER by 	Nov-03	Dec-05	Dec-07
	Most recent LOWER by 			
 Live fire training				67
 Virtual (human in a simulator) training event		X		61
 Unit training				61
 Joint or interoperability training				60
 Constructive (computer-generated) training event		X		51
 Military-related course via the Internet		7		44

DETAILS ON READINESS

Summary of Findings

December 2007









- Of those who participated in the applicable training event, about two thirds reported *live fire training* (68%), *unit training* (68%), and *joint or interoperability training* (62%) increased their unit's readiness
 - *Live fire training* led by Marine Corps officer, Navy officer, male officer, O1-O3, officer, O4-O6, Army officer, and Navy
 - *Unit training event* led by Marine Corps officer, Navy officer, male officer, Army officer, O4-O6, officer, O1-O3, Navy, and male
 - *Joint or interoperability training event* led by Navy officer, O4-O6, male officer, and officer
 - No percentage point differences over time for total

DETAILS ON READINESS

Summary of Findings

December 2007

- Of those who participated in the applicable training event, more than half satisfied with *live fire training* (67%), *virtual training event* (62%), *joint or interoperability training* (58%), *unit training* (56%), and *constructive training event* (52%)
 - *Live fire training* led by Marine Corps officer, Air Force officer, Navy officer, O4-O6, male officer, officer, and O1-O3
 - *Virtual training event* led by Navy officer, Marine Corps officer, O1-O3, Army officer, male officer, officer, O4-O6, married with child(ren), married, and living off base
 - *Joint or interoperability training event* led by Navy officer, officer, and male officer
 - *Unit training event* led by Marine Corps officer, Navy officer, O4-O6, male officer, officer, O1-O3, Army officer, Navy, and total minority
 - *Constructive training event* led by Marine Corps officer, Army officer, total minority, Army, and Army enlisted
 - Percentage point differences over time for total are:

	Most recent HIGHER by 	Nov-03	Dec-05	Dec-07
	Most recent LOWER by 			
 Live fire training				67
 Virtual (human in a simulator) training event		X		62
 Joint or interoperability training				58
 Unit training				56
 Constructive (computer-generated) training event		X		52
 Military-related course via the Internet		11		46

DETAILS ON READINESS

Summary of Findings

December 2007

- Members participated in at least 30 minutes of physical training an average of 3.6 days per week
 - More than average led by Army, living on base, living overseas, Marine Corps officer, E1-E4, deployed, male enlisted, male, and enlisted
 - No average differences over time for total
 - Average differences over time for Service and paygrade are:

	Most recent HIGHER by Most recent LOWER by	Nov-03	Dec-05	Dec-07
* Total				3.6
● Army				4.2
▲ Navy				3.1
■ Marine Corps				3.6
◆ Air Force		0.2		3.3

	Most recent HIGHER by Most recent LOWER by	Nov-03	Dec-05	Dec-07
● E1-E4				3.7
▲ E5-E9		0.2		3.6
■ O1-O3				3.6
◆ O4-O6				3.4

- 33% of members indicated they updated their emergency record data between October 2007 and January 2008; 25% updated it between July 2007 and September 2007
 - Updated between October 2007 and January 2008* led by Air Force enlisted, Air Force, E1-E4, enlisted, and male enlisted
 - Updated between July 2007 and September 2007* led by Marine Corps officer, Air Force officer, officer, male officer, and Air Force

DETAILS ON READINESS

Summary of Findings

December 2007

- More than two thirds indicated they update emergency record data *before deployments* (80%), when there is a *change in personal information* (79%), *as part of PCS moves* (73%), and when there is a *change in marital status and/or other dependents* (73%)
 - *Before deployments* led by deployed, Marine Corps officer, Army officer, E5-E9, enlisted with 6 to 9 years of service, married with child(ren), Army, married, male officer, living off base, Army enlisted, O4-O6, officer, Non-Hispanic White, male, and living in the US
 - *Change in personal information* led by Air Force, female enlisted, female, enlisted with 6 to 9 years of service, married with child(ren), E5-E9, married, married without child(ren), living off base, and enlisted
 - *As part of PCS moves* led by Navy officer, O4-O6, Marine Corps officer, male officer, officer, Army officer, female officer, married with child(ren), O1-O3, Air Force officer, E5-E9, enlisted with 6 to 9 years of service, married, living off base, and Air Force
 - *Change in marital status and/or other dependents* led by married, single with child(ren), enlisted 6 to 9 years of service, E5-E9, Air Force enlisted, Marine Corps officer, living off base, female enlisted, Air Force, and living US