



*Information and Technology for Better Decision Making*

# **2006 Workplace and Gender Relations Survey of Active Duty Members**

## **Tabulations of Responses Volume 2 Coast Guard Members**

Additional copies of this report may be obtained from:

Defense Technical Information Center

ATTN: DTIC-BRR

8725 John J. Kingman Rd., Suite #0944

Ft. Belvoir, VA 22060-6218

Or from:

<http://www.dtic.mil/dtic/order.html>

Ask for report by ADA 491 976

**2006 WORKPLACE AND GENDER RELATIONS  
SURVEY OF ACTIVE DUTY MEMBERS:  
TABULATIONS OF RESPONSES VOLUME 2  
COAST GUARD MEMBERS**

**Defense Manpower Data Center  
Human Resources Strategic Assessment Program  
1600 Wilson Boulevard, Suite 400, Arlington, VA 22209-2593**

## Acknowledgments

Defense Manpower Data Center (DMDC) is indebted to numerous people for their assistance with the *2006 Workplace and Gender Relations Survey of Active Duty Members*, which was conducted on behalf of the Office of the Under Secretary of Defense for Personnel and Readiness (OUSD[P&R]). The survey program is conducted under the leadership of Timothy Elig, Director, *Human Resources Strategic Assessment Program* (HRSAP).

Policy officials contributing to the development of this survey include: Kaye Whitley and Bonita Soley (ODUSD Sexual Assault Prevention and Response Office); James Love and Jerry Anderson (ODUSD Equal Opportunity); Martha Lappin and Morris Peterson (Army Research Institute); and COL William Huleatte, USA, BG Thomas Cuthbert, USA (Ret.), and CDR Deb Maddrell (Defense Task Force on Sexual Assault in the Military Services). Other important contributors to survey development include researchers from the University of Illinois at Urbana-Champaign, including Louise Fitzgerald, Fritz Drasgow, and Alayne Ormerod.

DMDC's Program Evaluation Branch, under the guidance of Brian Lappin, Branch Chief, is responsible for the development of questionnaires in the survey program. The lead survey design analyst was Rachel Lipari, Human Relations Survey Team Leader. Lindsay Rock designed the unique presentation of complex items used in this tabulation volume.

DMDC's Personnel Survey Branch, under the guidance of David McGrath, Branch Chief, is responsible for developing the sampling and weighting methods used in the survey program, and survey database construction and archiving of data. The lead operations analyst on this survey was Laverne Wright, supported by Veronica Womack, Consortium Research Fellow. Carla Scanlan used the DMDC Sampling Tool to plan the sample for this survey. Owen Hung and Michael Paraloglou, SRA International, Inc., used DMDC's Statistical Analysis Macros to calculate the estimates presented in this tabulation volume. Carole Massey, DMDC, and Deborah West, Northrup Grumman Corporation, provided programming support for the sampling and weighting tasks. Data Recognition Corporation (DRC) performed data collection and editing. WESTAT, Inc. created the sample weights for the survey data.

DMDC's Survey Technology Branch, under the guidance of Fred Licari, Branch Chief, is responsible for the distribution of datasets outside of DMDC and maintaining records on compliance with the Privacy Act and 32 CFR 219.

Jacqueline Malone, SRA International, Inc., formatted and assembled this tabulation volume using DMDC's Survey Reporting Tool. A team consisting of Rachel Lipari and Lindsay Rock completed quality control for this tabulation volume.



## Table of Contents

	<u>Page</u>
Introduction to the Survey .....	1
Survey Methodology .....	4
Tabulation Procedures .....	7
References.....	13
Tabulations of Responses.....	15
Survey Instrument.....	311

### List of Tabulations by Question Number

<u>Question</u>	<u>Page</u>
-----------------	-------------

#### BACKGROUND INFORMATION

1.	In what Service were you on active duty on June 26, 2006? .....	17
2.	Are you {Male} {Female}?.....	18
3.	What is your current paygrade? .....	19
4.	Are you Spanish/Hispanic/Latino?.....	20
5.	What is your race? .....	21
6.	Where is your permanent duty station located? .....	22

#### CAREER INTENTION

7.	How many years of active duty service have you completed (including enlisted, warrant officer, and commissioned officer time)? .....	23
8.	Suppose that you have to decide whether to stay on active duty. Assuming you could stay, how likely is it that you would choose to do so? .....	24
9.	How much do you agree or disagree with each of the following statements? .....	25
a.	I enjoy serving in the military .....	25
b.	Serving in the military is consistent with my personal goals .....	26
c.	If I left the military, I would feel like I'm starting all over again.....	27
d.	I would feel guilty if I left the military .....	28
e.	Generally, on a day-to-day basis, I am happy with my life in the military .....	29

f.	It would be difficult for me to leave the military and give up the benefits that are available in the Service .....	30
g.	I would not leave the military right now because I have a sense of obligation to the people in it .....	31
h.	I really feel as if the military's values are my own .....	32
i.	I would have difficulty finding a job if I left the military.....	33
j.	Generally, on a day-to-day basis, I am proud to be in the military .....	34
k.	If I left the military, I would feel like I had let my country down .....	35
l.	I continue to serve in the military because leaving would require considerable sacrifice .....	36
m.	I feel like being a member of the military can help me achieve what I want in life .....	37
n.	One of the problems with leaving the military would be the lack of available alternatives .....	38
o.	I am committed to making the military my career .....	39
9.	Affective Commitment scale: Constructed from Q9a-b, Q9e, Q9h, Q9j, and Q9m. Affective Commitment can be defined as an emotional attachment to, an identification with, and an involvement in an organization.....	40
9.	Continuance Commitment scale: Constructed from Q9c, Q9f, Q9i, Q9l, and Q9n. Continuance Commitment can be defined as an attachment based on the perceived costs associated with leaving an organization.....	41
9.	Normative Commitment scale: Constructed from Q9d, Q9g, and Q9k. Normative Commitment can be defined as a sense of obligation to remain in an organization .....	42

#### MILITARY LIFE

10.	In the past 12 months, how many nights have you been away from your permanent duty station because of your military duties? .....	43
11.	Have you ever been deployed longer than 30 consecutive days?.....	44
12.	Since September 11, 2001, how many times have you been deployed for any of the following operations? .....	45
a.	Operation Noble Eagle .....	45
b.	Operation Enduring Freedom .....	46
c.	Operation Iraqi Freedom.....	47
d.	Other.....	48

13.	Are you currently on a deployment that has lasted longer than 30 consecutive days? .....	49
14.	In the past 12 months, have you been deployed for any of the following operations?.....	50
a.	Operation Noble Eagle .....	50
b.	Operation Enduring Freedom .....	51
c.	Operation Iraqi Freedom.....	52
d.	Other.....	53
15.	To what extent do/would you feel safe during deployments from being sexually harassed at the following times and locations? .....	54
a.	ON base/installation/ship, during the day .....	54
b.	ON base/installation/ship, during the evening.....	55
c.	ON base/installation/ship, after lights out.....	56
d.	ON base/installation/ship, during the weekend .....	57
e.	ON base/installation/ship, in your barracks/housing area .....	58
f.	ON base/installation/ship, not in your barracks/housing area .....	59
g.	ON DUTY away from your base/installation/ship (e.g., on patrol or being a part of a convoy) .....	60
h.	OFF DUTY away from your base/installation/ship, during the day.....	61
i.	OFF DUTY away from your base/installation/ship, during the evening .....	62
15.	Do/would you feel safe to a large extent during deployments from being sexually harassed at different times on military or non-military locations? Constructed from Q15a-i .....	63
16.	To what extent do/would you feel safe during deployments from being sexually assaulted at the following times and locations?.....	64
a.	ON base/installation/ship, during the day .....	64
b.	ON base/installation/ship, during the evening.....	65
c.	ON base/installation/ship, after lights out.....	66
d.	ON base/installation/ship, during the weekend .....	67
e.	ON base/installation/ship, in your barracks/housing area .....	68
f.	ON base/installation/ship, not in your barracks/housing area .....	69
g.	ON DUTY away from your base/installation/ship (e.g., on patrol or being a part of a convoy) .....	70

h.	OFF DUTY away from your base/installation/ship, during the day.....	71
i.	OFF DUTY away from your base/installation/ship, during the evening .....	72
16.	Do/would you feel safe to a large extent during deployments from being sexually assaulted at different times on military or non-military locations? Constructed from Q16a-i .....	73
17.	To what extent.....	74
a.	Do people in the military who sexually harass others get away with it? .....	74
b.	Do people in the military feel comfortable reporting sensitive issues to authorities, such as discrimination, harassment, or sexual assault? .....	75
c.	Would you feel responsible for stopping another Service member from having sex with someone who seems too intoxicated to consent? .....	76
d.	Would you feel responsible for stopping another Service member who is sexually harassing other(s)?.....	77
e.	Would you feel responsible to get help (e.g., medical, psychological) for another Service member who had been sexually assaulted? .....	78

#### YOUR MILITARY WORKPLACE

18.	Are you currently .....	79
a.	In a military occupational specialty (MOS/D/R/AFSC) not usually held by persons of your gender? .....	79
b.	In a work environment where members of your gender are uncommon? .....	79
19.	Which of the following statements best describes the gender mix of your current work group, that is, the people with whom you work on a day-to-day basis? .....	80
20.	What is the gender of your immediate supervisor? .....	81
20.	Is your immediate supervisor in the military? Constructed from Q20 .....	82
21.	How much do you agree or disagree with the following statements about your supervisor? .....	83
a.	You trust your supervisor.....	83
b.	Your supervisor ensures that all assigned personnel are treated fairly .....	84

c.	There is very little conflict between your supervisor and the people who report to him/her .....	85
d.	Your supervisor evaluates your work performance fairly .....	86
e.	Your supervisor assigns work fairly in your work group .....	87
f.	You are satisfied with the direction/supervision you receive .....	88
21.	Supervisor Satisfaction scale: Constructed from Q21a-f. Supervisor Satisfaction assesses the level of agreement that supervisors are trustworthy, equitable, and fair in evaluations and delegating assignments .....	89
22.	To what extent do you agree or disagree with the following statements about your work group? .....	90
a.	If you make a request through channels in your work group, you know somebody will listen.....	90
b.	The leaders in your work group are more interested in looking good than being good .....	91
c.	You would go for help with a personal problem to people in your chain-of-command .....	92
d.	The leaders in your work group are not concerned with the way Service members treat each other as long as the job gets done .....	93
e.	You are impressed with the quality of leadership in your work group .....	94
f.	The leaders in your work group are more interested in furthering their careers than in the well-being of their Service members.....	95
22.	Leadership Satisfaction scale: Constructed from items Q22b-d and Q22f. Leadership Satisfaction can be defined as members' satisfaction with his/her military leadership's commitment to quality work, positive work environment and Service member well-being .....	96
22.	Careerism scale: Constructed from items Q22a-d and Q22f. Careerism can be defined as the extent to which a member perceives that leaders put their personal interests above the organization's interests to further personal advancement .....	97
23.	In your opinion, have you had a mentor while in the military? .....	98
24.	How much do you agree or disagree with the following statements about the people you work with at your workplace? .....	99
a.	There is very little conflict among your coworkers .....	99
b.	Your coworkers put in the effort required for their jobs .....	100
c.	The people in your work group tend to get along.....	101

d.	The people in your work group are willing to help each other .....	102
e.	You are satisfied with the relationships you have with your coworkers .....	103
f.	You put more effort into your job than your coworkers do .....	104
24.	Coworker Satisfaction scale: Constructed from Q24a-e. Coworker Satisfaction can be defined as satisfaction with coworker work effort, work group compatibility, helpfulness of coworkers, and frequency of coworker conflicts .....	105
25.	How much do you agree or disagree with the following statements about your workplace? .....	106
a.	I know what is expected of me at work .....	106
b.	I have the materials and equipment I need to do my work right.....	107
c.	At work, I have the opportunity to do what I do best every day.....	108
d.	In the last 7 days, I have received recognition or praise for doing good work .....	109
e.	My supervisor, or someone at work, seems to care about me as a person.....	110
f.	There is someone at work who encourages my development .....	111
g.	At work, my opinions seem to count .....	112
h.	The mission/purpose of my Service makes me feel my job is important.....	113
i.	My coworkers are committed to doing quality work .....	114
j.	I have a best friend at work.....	115
k.	In the last 6 months, someone at work has talked to me about my progress.....	116
l.	This last year, I have had opportunities at work to learn and to grow.....	117
m.	At my workplace, a person's job opportunities and promotions are based only on work-related characteristics.....	118
n.	My supervisor helps everyone in my work group feel included.....	119
o.	I trust my supervisor to deal fairly with issues of equal treatment at my workplace.....	120
p.	At my workplace, all employees are kept well informed about issues and decisions that affect them .....	121

26.	How much do you agree or disagree with the following statements about the work you do at your workplace? .....	122
a.	Your work provides you with a sense of pride .....	122
b.	Your work makes good use of your skills.....	123
c.	You like the kind of work you do .....	124
d.	Your job gives you the chance to acquire valuable skills .....	125
e.	You are satisfied with your job as a whole .....	126
f.	Your day-to-day work is directly tied to your wartime job.....	127
26.	Work Satisfaction scale: Constructed from Q26a-e. Work Satisfaction can be defined as a sense of pride in work, use of skills, work enjoyment, and the opportunity to acquire valuable skills .....	128
27.	Overall, how well prepared .....	129
a.	Are you to perform your wartime job? .....	129
b.	Is your unit to perform its wartime mission?.....	130
28.	Overall, how would you rate .....	131
a.	Your current level of morale?.....	131
b.	The current level of morale in your unit?.....	132
29.	How much do you agree or disagree with the following statements about your unit?.....	133
a.	Service members in your unit really care about each other .....	133
b.	Service members in your unit work well as a team .....	134
c.	Service members in your unit pull together to get the job done .....	135
d.	Service members in your unit trust each other .....	136
29.	Unit Cohesion scale: Constructed from Q29a-d. Unit Cohesion can be defined as affective ties within a small group that sustain commitment to their peers, their unit, and their mission .....	137

#### STRESS, HEALTH, AND WELL-BEING

30.	In the past month, how often have you.....	138
a.	Been upset because of something that happened unexpectedly? .....	138
b.	Felt that you were unable to control the important things in your life? .....	139
c.	Felt nervous and stressed? .....	140
d.	Felt confident about your ability to handle your personal problems?.....	141

e.	Felt that things were going your way? .....	142
f.	Found that you could not cope with all of the things you had to do? .....	143
g.	Been able to control irritations in your life? .....	144
h.	Felt that you were on top of things? .....	145
i.	Been angered because of things that were outside of your control? .....	146
j.	Felt difficulties were piling up so high that you could not overcome them? .....	147
30.	Perceived Stress scale: Constructed from Q30a-j. Perceived Stress can be defined as Service members' stress levels, measured by their emotional experiences/reactions in the month prior to taking the survey .....	148
31.	How true or false is each of the following statements for you? .....	149
a.	I am as healthy as anybody I know .....	149
b.	I seem to get sick a little easier than other people .....	150
c.	I expect my health to get worse .....	151
d.	My health is excellent .....	152
31.	General Health scale: Constructed from Q31a-d. The General Health scale is designed to provide a self-assessment of overall physical well-being .....	153
32.	Overall, how would you rate the current level of stress in your .....	154
a.	Work life? .....	154
b.	Personal life? .....	155

#### **GENDER-RELATED EXPERIENCES IN THE MILITARY IN THE PAST 12 MONTHS**

33.	During the past 12 months, did any of the following happen to you? If it did, do you believe your gender was a factor? .....	156
a.	You were rated lower than you deserved on your last evaluation .....	156
b.	Your last evaluation contained unjustified negative comments .....	157
c.	You were held to a higher performance standard than others .....	158
d.	You did not get an award or decoration given to others in similar circumstances .....	159
e.	Your current assignment has not made use of your job skills .....	160



f.	Your current assignment is not good for your career if you continue in the military .....	161
g.	You did not receive day-to-day, short-term tasks that would have helped you prepare for advancement .....	162
h.	You did not have a professional relationship with someone who advised (mentored) you on career development or advancement .....	163
i.	You did not learn until it was too late of opportunities that would have helped your career .....	164
j.	You were unable to get straight answers about your promotion possibilities .....	165
k.	You were excluded from social events important to career development and being kept informed .....	166
lm.	You did not get a job assignment that you wanted and for which you were qualified .....	167
n.	Have you had other adverse personnel actions in the past 12 months? .....	168
33.	Evaluation incident rate: Constructed from Q33a-d. Evaluation can be defined as Service members' perceptions that they did not receive ratings or awards that they deserved .....	169
33.	Assignment incident rate: Constructed from Q33e-g and Q33lm. Assignment can be defined as Service members' perceptions that they did not get assignments they wanted or ones that utilized their skills or facilitate career advancement .....	170
33.	Career incident rate: Constructed from Q33h-k. Career can be defined as Service members' perceptions of having access to resources and mentoring that aid in career development .....	171
34.	Do you consider ANY of the behaviors which you marked as happening to you in the previous question to have been .....	172
a.	Sex discrimination? .....	172
b.	Racial/ethnic discrimination? .....	173
c.	Age discrimination? .....	174
d.	Religious discrimination? .....	175
e.	Other? .....	176
34.	Sex Discrimination incident rate: Constructed from Q33a-k, Q33lm, Q33n, and Q34a. Sex Discrimination can be defined as experiences of Evaluation, Assignment or Career discrimination .....	177

35.	How often during the past 12 months have you been in situations involving Military Personnel (Active Duty or Reserve), DoD/Service Civilian Employees, and/or Contractors where one or more of these individuals (of either gender) .....	178
a.	Repeatedly told sexual stories or jokes that were offensive to you? .....	178
b.	Referred to people of your gender in insulting or offensive terms? .....	179
c.	Made unwelcome attempts to draw you into a discussion of sexual matters (e.g., attempted to discuss or comment on your sex life)? .....	180
d.	Treated you "differently" because of your gender (e.g., mistreated, slighted, or ignored you)? .....	181
e.	Made offensive remarks about your appearance, body, or sexual activities? .....	182
f.	Made gestures or used body language of a sexual nature that embarrassed or offended you? .....	183
g.	Made offensive sexist remarks (e.g., suggesting that people of your gender are not suited for the kind of work you do)? .....	184
h.	Made unwanted attempts to establish a romantic sexual relationship with you despite your efforts to discourage it? .....	185
i.	Put you down or was condescending to you because of your gender? .....	186
j.	Continued to ask you for dates, drinks, dinner, etc., even though you said "No"? .....	187
k.	Made you feel like you were being bribed with some sort of reward or special treatment to engage in sexual behavior? .....	188
l.	Made you feel threatened with some sort of retaliation for not being sexually cooperative (for example, by mentioning an upcoming review)? .....	189
m.	Touched you in a way that made you feel uncomfortable? .....	190
n.	Intentionally cornered you or leaned over you in a sexual way? .....	191
o.	Treated you badly for refusing to have sex? .....	192
p.	Implied faster promotions or better treatment if you were sexually cooperative? .....	193
q.	Made sexually suggestive comments, gestures, or looks (e.g., stared at your body)? .....	194
r.	Attempted to have sex with you without your consent or against your will, but was not successful? .....	195

s.	Had sex with you without your consent or against your will? .....	196
t.	Other unwanted gender-related behavior? .....	197
35.	Crude/Offensive Behavior incident rate: Constructed from Q35a, Q35c and Q35e-f. Crude/Offensive Behavior can be defined as verbal and nonverbal behaviors of a sexual nature that were offensive or embarrassing.....	198
35.	Unwanted Sexual Attention incident rate: Constructed from Q35h, Q35j, and Q35m-n. Unwanted Sexual Attention can be defined as attempts to establish a sexual relationship or to engage in sexually suggestive behavior .....	199
35.	Sexual Coercion incident rate: Constructed from Q35k-l and Q35o-p. Sexual Coercion can be defined as classic quid pro quo, instances of special treatment or favoritism conditional on sexual cooperation.....	200
35.	Sexist Behavior incident rate: Constructed from Q35b, Q35d, Q35g, and Q35i. Sexist Behavior can be defined as verbal and nonverbal behaviors that convey insulting, offensive, or condescending attitudes based on gender of the member .....	201
35.	Behaviors Against One's Consent incident rate: Constructed from Q35r-s. Behaviors Against One's Consent can be defined as attempted and/or actual sexual relations without the Service member's consent or against his or her will .....	202
35.	Combinations of Unprofessional, Gender-Related Behaviors: Constructed from Q35 .....	203
36.	How many of these behaviors that you marked as happening to you, do you consider to have been sexual harassment? .....	204
36.	Sexual Harassment incident rate: Constructed from Q35a, Q35c, Q35e-f, Q35h, Q35j-p, and Q36. Sexual Harassment can be defined as experiences of Crude/Offensive Behavior, Unwanted Sexual Attention, or Sexual Coercion.....	205

#### ONE SITUATION OF GENDER-RELATED EXPERIENCES

37.	Which of the following categories best describe(s) the behavior(s) in the situation? .....	206
a.	Sexist Behavior.....	206
b.	Crude/Offensive Behavior.....	206
c.	Unwanted Sexual Attention .....	206
d.	Sexual Coercion .....	206
e.	Other.....	206

38.	To what extent was the situation .....	207
a.	Annoying? .....	207
b.	Threatening? .....	208
c.	Offensive? .....	209
d.	Distracting? .....	210
e.	Stressful? .....	211
f.	Intimidating? .....	212
39.	How many of the behaviors you experienced in the situation do you consider to have been sexual harassment? .....	213
40.	Where and when did the situation occur? .....	214
a.	At a military installation .....	214
b.	At work (the place where you perform your military duties) .....	215
c.	During duty hours .....	216
d.	In living quarters/barracks .....	217
e.	In a work environment where members of your gender are uncommon .....	218
f.	While you were deployed .....	219
g.	In the local community around an installation .....	220
h.	At your current permanent duty station .....	221
i.	While you were on TDY/TAD, at sea, or during field exercises/alerts .....	222
41.	What was the gender and number of offender(s)? .....	223
41.	What was the gender of the offender? Constructed from Q41 .....	224
41.	Did the situation involve multiple offenders? Constructed from Q41 .....	225
42.	What was the offender's organizational level and affiliation? .....	226
a.	Someone in your chain-of-command? .....	226
b.	Other military person(s) of higher rank/grade than you? .....	226
c.	Your military coworker(s)? .....	226
d.	Your military subordinate(s)? .....	226
e.	Other military person(s)? .....	226

f.	DoD/Service civilian employee(s)? .....	226
g.	DoD/Service civilian contractor(s)? .....	226
h.	Person(s) in the local community? .....	226
i.	Unknown person(s)? .....	226
42.	What was the organizational affiliation of the person(s) involved? Constructed from Q42 .....	227
43.	During the course of the situation you have in mind, how often did the event(s) occur? .....	228
44.	How long did the situation last, or if continuing, how long has it been going on? .....	229
45.	As a result of the situation, did you .....	230
a.	Ignore the behavior? .....	230
b.	Avoid the person(s) who bothered you? .....	230
c.	Tell the offender(s) to stop? .....	230
d.	Ask someone else to speak to the offender(s) for you? .....	230
e.	Blame yourself for what happened? .....	230
f.	Act as though it did not bother you? .....	230
45.	As a result of the situation, did you (continued) .....	231
g.	Call a hotline for advice/information (not to file a complaint)? .....	231
h.	Request a transfer? .....	231
i.	Think about getting out of your Service? .....	231
j.	Accomplish less than you normally would at work? .....	231
k.	Other? .....	231
46.	Did you talk about the situation with .....	232
a.	Your spouse/significant other? .....	232
b.	A friend? .....	232
c.	A family member (e.g., parent, brother/sister)? .....	232
d.	A chaplain, counselor, ombudsman, or health care provider? .....	232
47.	Did you discuss/report the situation to any installation/Service/DoD individuals or organizations? .....	233
48.	Did you discuss/report the situation with/to any of the following installation/Service/DoD individuals or organizations? .....	234
a.	Someone in your chain-of-command .....	234
b.	Someone in the chain-of-command of the person(s) who did it .....	235

c.	Special military office responsible for handling these kinds of complaints (e.g., Military Equal Opportunity or Civil Rights Office) .....	236
d.	Other person or office with responsibility for follow-up.....	237
49.	What actions were taken in response to your discussing/reporting the situation? .....	238
a.	Person(s) who bothered you was/were talked to about the behavior.....	238
b.	Your complaint was/is being investigated .....	239
c.	The situation was resolved informally .....	240
d.	You were encouraged to drop the complaint .....	241
e.	Your complaint was discounted or not taken seriously .....	242
f.	The rules on harassment were explained to everyone in the unit/office/place where the problem had occurred .....	243
g.	The situation was/is being corrected.....	244
h.	Some action was/is being taken against the person(s) who bothered you.....	245
i.	Some action was/is being taken against you .....	246
50.	Did you formally report the situation? .....	247
51.	Was your complaint found to be true? .....	248
51.	Is the action still being processed? Constructed from Q51.....	249
52.	How satisfied were/are you with the outcome of your complaint? .....	250
53.	How satisfied were/are you with the following aspects of the reporting process? .....	251
a.	Availability of information about how to file a complaint.....	251
b.	Treatment by personnel handling your complaint .....	252
c.	Amount of time it took/is taking to resolve your complaint .....	253
d.	How well you were/are kept informed about the progress of your complaint .....	254
e.	The complaint process overall .....	255
54.	As a result of reporting the situation, did you experience any .....	256
a.	Professional retaliation (e.g., loss of privileges, denied promotion/training, transferred to less favorable job)?.....	256
b.	Social retaliation (e.g., ignored by coworkers, being blamed for the situation)? .....	257

54. What types of retaliation did you experience as a result of reporting the situation? Constructed from Q54a-b..... 258
55. What were your reasons for not reporting the situation to any of the installation/Service/DoD individuals or organizations? {Subitems a-f}..... 259
55. What were your reasons for not reporting the situation to any of the installation/Service/DoD individuals or organizations? {Subitems g-k}..... 260

#### UNWANTED SEXUAL CONTACT

56. In the past 12 months, have you experienced any of the following sexual contacts that were against your will or occurred when you did not or could not consent where someone: sexually touched you (e.g., intentional touching of genitalia, breasts, or buttocks) or made you sexually touch them; attempted to make you have sexual intercourse, but was not successful; made you have sexual intercourse; attempted to make you perform or receive oral sex, anal sex, or penetration by a finger or object, but was not successful; made you perform or receive oral sex, anal sex, or penetration by a finger or object? ..... 261
56. Unwanted Sexual Contact incident rate: Constructed from Q56. Unwanted Sexual Contact can be defined as having experienced without your consent and against your will forced performance or receipt of sexual touching (e.g., intentional touching of genitalia, breasts, or buttocks), attempted or completed sexual intercourse, oral sex, anal sex, or penetration by a finger or object ..... 262

#### PERSONNEL POLICY AND PRACTICES

77. Please give your opinion about whether the persons below make honest and reasonable efforts to stop sexual harassment, regardless of what is said officially ..... 263
- a. Senior leadership of your Service ..... 263
- b. Senior leadership of your installation/ship ..... 264
- c. Your immediate supervisor ..... 265
78. In your work group, to what extent ..... 266
- a. Would members of your work group feel free to report sexual harassment without fear of reprisals? ..... 266
- b. Would members of your work group feel free to report sexual assault without fear of reprisals? ..... 267
- c. Would complaints about sexual harassment be taken seriously no matter who files them?..... 268

d.	Would people be able to get away with sexual harassment if it was reported? .....	269
e.	Would people be able to get away with sexual assault if it was reported? .....	270
79.	At your installation/ship, to what extent .....	271
a.	Are policies forbidding sexual harassment publicized?.....	271
b.	Are complaint procedures related to sexual harassment publicized?.....	272
c.	Are reports of sexual harassment taken seriously? .....	273
d.	Are sexual assault reporting procedures publicized?.....	274
e.	Are reports of sexual assault taken seriously? .....	275

#### SEXUAL HARASSMENT TRAINING

80.	Have you had any military training during the past 12 months on topics related to sexual harassment? .....	276
81.	In the past 12 months, how many times have you had military training on topics related to sexual harassment? .....	277
82.	My Service's sexual harassment training .....	278
a.	Provides a good understanding of what words and actions are considered sexual harassment .....	278
b.	Teaches that sexual harassment reduces the cohesion and effectiveness of my Service as a whole .....	279
c.	Identifies behaviors that are offensive to others and should not be tolerated.....	280
d.	Gives useful tools for dealing with sexual harassment .....	281
e.	Explains the process for reporting sexual harassment .....	282
f.	Makes me feel it is safe to complain about unwanted sex-related attention .....	283
g.	Provides information about policies, procedures, and consequences of sexual harassment.....	284
83.	In your opinion, how effective was the training you received in actually reducing/preventing behaviors that might be seen as sexual harassment?.....	285



**SEXUAL ASSAULT TRAINING**

84.	Have you had any military training during the past 12 months on topics related to sexual assault? .....	286
85.	In the past 12 months, how many times have you had military training on topics related to sexual assault? .....	287
86.	My Service's sexual assault training .....	288
a.	Provides a good understanding of what actions are considered sexual assault .....	288
b.	Teaches how to avoid situations that might increase the risk of sexual assault .....	289
c.	Teaches how to obtain medical care following a sexual assault .....	290
d.	Explains the role of the chain-of-command in handling sexual assaults .....	291
e.	Explains the reporting options available if a sexual assault occurs .....	292
f.	Identifies the points of contact for reporting sexual assault (e.g., SARC, Victim Advocate) .....	293
g.	Explains how sexual assault is a mission readiness problem .....	294
87.	In your opinion, how effective was the training you received in .....	295
a.	Actually reducing/preventing sexual assault or behaviors related to sexual assault? .....	295
b.	Explaining the difference between restricted and unrestricted reporting of sexual assault? .....	296
88.	At your installation/ship, is there a .....	297
a.	Specific office with the authority to investigate sexual harassment? .....	297
b.	Sexual Assault Response Coordinator (SARC) to help those who experience sexual assault? .....	298
c.	Sexual Assault Victim Advocate to help those who experience sexual assault? .....	299

**PRIOR EXPERIENCES**

89.	Prior to your entry into the military, were you ever .....	300
a.	Sexually harassed? .....	300
b.	Sexually assaulted? .....	300

<b>HOW ARE WE DOING?</b>
--------------------------

90.	In your opinion, has sexual harassment in our nation become more or less of a problem over the last 4 years? .....	301
91.	In your opinion, has sexual assault in our nation become more or less of a problem over the last 4 years? .....	302
92.	In your opinion, has sexual harassment in the military become more or less of a problem over the last 4 years? .....	303
93.	In your opinion, has sexual assault in the military become more or less of a problem over the last 4 years? .....	304
94.	In your opinion, how often does sexual harassment occur in the military now, as compared with a few years ago? .....	305
95.	In your opinion, how often does sexual assault occur in the military now, as compared with a few years ago? .....	306
96.	What age were you on your last birthday? .....	307
97.	Did you respond to this survey via the Web or a paper survey questionnaire? Constructed from administrative data .....	308

# **2006 WORKPLACE AND GENDER RELATIONS SURVEY OF ACTIVE DUTY MEMBERS: TABULATIONS OF RESPONSES VOLUME 2 COAST GUARD MEMBERS**

## ***Introduction to the Survey***

The *Human Resources Strategic Assessment Program* (HRSAP), Defense Manpower Data Center (DMDC), conducts both Web-based and paper-and-pencil surveys to support the personnel information needs of the Under Secretary of Defense for Personnel and Readiness (USD[P&R]). These surveys assess the attitudes and opinions of the entire Department of Defense (DoD) community on a wide range of personnel issues. *Human Relations Surveys* are in-depth studies of topics and populations, often requiring both paper-and-pencil surveys and Web-based surveys that take longer to develop, administer, and analyze.

This report contains tabulations of responses from the *2006 Workplace and Gender Relations Survey of Active Duty Members* (2006 WGRA), conducted June 19 to September 5, 2006. This introduction (1) summarizes the survey content, (2) defines the total population surveyed and the subgroups used in tabulations of responses, (3) summarizes the survey methodology,<sup>1</sup> and (4) provides details on how to use the tabulations. This tabulation volume provides results for active duty Coast Guard members.<sup>2</sup> The tabulations and a copy of the survey items follow this introduction.<sup>3</sup>

## ***Survey Content***

The 2006 WGRA fulfills the Congressional mandate codified in section 481 of U.S. Code 10 requiring Joint Service quadrennial assessments of gender issues. Although the law does not require quadrennial assessments of gender issues of Coast Guard members, the Coast Guard requested to participate in this survey. The 2006 WGRA continues a line of military sexual harassment research begun in 1988. DMDC conducted Joint Service surveys of active duty members on gender issues in 1988, 1995, and 2002; surveys of Service Academy cadets/midshipmen in 2005 and 2006; and a survey of Reserve component members in 2004. Since 1995, the questionnaire was designed to both estimate the level of sexual harassment in the Services and provide new information on a variety of consequences of harassment (Bastian, Lancaster, & Reyst, 1996). The 2006 WGRA is the fourth DMDC active duty survey of workplace and gender issues, and was modeled on its predecessor, the *2002 Status of the Armed Forces Surveys—Workplace and Gender Relations* and the *Service*

---

<sup>1</sup> Details on survey methodology are reported in DMDC (2007b).

<sup>2</sup> Tabulations of results from active duty DoD members are reported in DMDC (2007c).

<sup>3</sup> Refer to DMDC (2007a) to view a screen-shot version of the survey as it appeared on the Web.

*Academy 2006 Gender Relations Survey.* The survey was subdivided into the following fourteen topic areas:

1. *Background Information*—Service, gender, paygrade, race/ethnicity, and permanent duty station location.
2. *Career Intention*—Years of service, likelihood to stay on active duty, and commitment to serve.
3. *Military Life*—Time away from permanent duty station; number of times deployed for operations since September 11, 2001 and in the past 12 months; current deployment status; safety from sexual harassment and sexual assault; and perceptions of sexual harassment and sexual assault in the military.
4. *Your Military Workplace*—Gender mix of current workgroup; characteristics of immediate supervisor; qualities of supervisors and leadership; relationships with coworkers; mentoring; individual and unit preparedness; morale; and unit cohesion.
5. *Stress, Health, and Well-Being*—Physical well-being and level of stress in work and personal life.
6. *Gender-Related Experiences in the Military in the Past 12 Months*—Experiences of discrimination, unprofessional, gender-related behaviors, and sexual harassment in the 12 months prior to the survey.
7. *One Situation of Gender-Related Experiences*—Circumstances pertaining to experiences of unprofessional, gender-related behaviors, including characteristics of offenders, to whom behaviors were reported, members' satisfaction with the complaint process and outcome (if applicable), and/or reasons for not reporting.
8. *Unwanted Sexual Contact*—Experiences of sexual contact against members' will or without consent in the 12 months prior to the survey.
9. *One Situation of Unwanted Sexual Contact*—Specific behaviors experienced during one event with the greatest effect, when and where the event occurred, involvement of alcohol/drugs, characteristics of offenders, to whom behaviors were reported, actions taken and consequences of reporting (if applicable), and/or reasons for not reporting.<sup>4</sup>

---

<sup>4</sup> Due to small numbers of Coast Guard members who reported experiencing unwanted sexual contact, responses for these items are unstable and are therefore omitted from this tabulation volume. For more details on the criteria for omitting results that are not reportable, please see the section on Margins of Error, which appears in the discussion of Tabulation Procedures.

10. *Personnel Policy and Practices*—Views on current gender-related policies and leadership practices.
11. *Sexual Harassment Training*—Frequency and perceived effectiveness of training on sexual harassment.
12. *Sexual Assault Training*—Frequency and perceived effectiveness of training on sexual assault.
13. *Prior Experiences*—Experiences of being sexually harassed and/or sexually assaulted prior to entering the military.
14. *How Are We Doing?*—Perceptions of gender relations within the military and in the nation, and how they have changed over the past four years.

### ***Population and Reporting Categories***

The population of interest for the survey consisted of active duty members of the Army, Navy, Marine Corps, Air Force, and Coast Guard, excluding National Guard and Reserve members, who (1) have at least six months of service at the time the questionnaire is first fielded and (2) are below flag rank. Survey results are presented by gender for the total DoD population and Coast Guard population. In addition, paygrade and race/ethnicity results are reported for Coast Guard members.<sup>5</sup> The paygrade and race/ethnicity results are limited to responses from Coast Guard members. To form the reporting categories for the tabulations, respondents are classified primarily by their responses to survey items. If the self-reported data are missing, then DMDC's *Active Duty Master Edit File* data, at the time of sampling, are used to impute the subgroup classification. Definitions for reporting categories follow:

- *Total DoD*—This category includes all DoD Services (Army, Navy, Marine Corps, and Air Force) and Total DoD by gender.
- *Total Coast Guard*—Includes Total Coast Guard overall and Total Coast Guard broken into the following categories: paygrade, race/ethnicity and gender.
- *Paygrade*—The *Enlisted* subgroup includes all Coast Guard enlisted paygrades (E1-E9). The *Enlisted* subgroup is broken into: junior enlisted members (*E1-E4*, *E1-E3* and *E4*) and senior enlisted members (*E5-E9*, *E5-E6* and *E7-E9*). The *Officers* subgroup includes Coast Guard Warrant Officers (*W1-W5*) and commissioned officers (*O1-O3* and *O4-O6*).
- *Race/Ethnicity*—Coast Guard respondents are classified based on self-reported categories consistent with requirements of the *Standards for Maintaining, Collecting, and Presenting Federal Data on Race and Ethnicity* (1997). *Total Minority* includes all persons marking one or more of the races other than White

---

<sup>5</sup> If you are interested in seeing the results for gender by race/ethnicity or by paygrade for the DoD population, they are reported in DMDC (2007c).

and/or marking that they are Spanish/Hispanic/Latino. *Non-Hispanic Black* includes persons marking only Black or African American and not reporting being Spanish/Hispanic/Latino. *Hispanic* includes anyone marking that they are Spanish/Hispanic/Latino, regardless of how they answered the question on race.

- *Gender*—These categories are self-explanatory.

### ***Survey Methodology***

The survey administration process began on June 19, 2006, with the mailout of notification letters to sample members. The notification letter explained why the survey was being conducted, how the survey information would be used, and why participation was important. Throughout the administration period, additional e-mail and postal reminders were sent to encourage survey participation. Data were collected between June 26 and September 5, 2006, with paper surveys mailed on August 1, 2006 to those who did not respond via the Web.

Single-stage, nonproportional, stratified random sampling<sup>6</sup> procedures were used. The sample consisted of 86,213 individuals (79,396 from DoD; 6,817 from the Coast Guard) drawn from the sample frame constructed from DMDC's *Active Duty Master Edit File*. Members of the sample became ineligible if they indicated in the survey or by other contact (e.g., telephone calls to the data collection contractor) that they were not on active duty as of the first day of the Web survey, June 26, 2006 (0.46% of sample).

Completed surveys (defined as 50% or more of the survey questions asked of all participants being answered, including the critical question, Q35) were received from 26,867 eligible respondents (24,178 from DoD; 2,689 from the Coast Guard). The overall weighted response rate for eligibles, corrected for nonproportional sampling, was 30% (30% for DoD, 41% for Coast Guard).

Data were weighted using the industry standard three-stage process. This form of weighting produces survey estimates of population totals, proportions, and means (as well as other statistics) that are representative of their respective populations. Unweighted survey data, in contrast, are likely to produce biased estimates of population statistics. The three-stage process of weighting consists of the following steps:

- *Adjustment for selection probability*—Probability samples such as the sample for this survey are selected from lists and each member of the list has a known nonzero probability of selection. For example, if a list contained 10,000

---

<sup>6</sup> In stratified random sampling, all members of a population are categorized into homogeneous groups. For example, members might be grouped by gender and Service (e.g., all Coast Guard E1-E4 in one group, all Coast Guard E5-E9 in another). Members are chosen at random within each group. Small groups are oversampled in comparison to their proportion of the population so there will be enough responses from small groups to analyze. Weights are used so that groups are correctly represented in the analyses.

members in a demographic subgroup and the desired sample size for the subgroup was 1,000, one in every tenth member of the list would be selected. During weighting, this selection probability (1/10) is taken into account. The base, or first weight, used to adjust the sample is the reciprocal of the selection probability. In this example, the adjustment for selection probability (base weight) is 10 for members of this subgroup.

- *Adjustments for nonresponse*—Some sampled members do not respond to the survey. Continuing the previous example, suppose only half of sample members, 500, completed and returned a survey. Because the unweighted sample size would only be 500, weights are needed to project the sample up to the subgroup population total (10,000). In this case, the base-weighted respondents would sum to only 5,000 weighted respondents. To adjust for nonresponse, the base weights are multiplied by the reciprocal of the nonresponse rate. In this example, the base weight (10) is multiplied by the reciprocal of the nonresponse rate (2) to create a new weight of 20. The weighted sample sums to the subgroup population total of 10,000.
- *Adjustment to known population values*—The first of the two previous weighting adjustments are applied according to the demographic groupings used in designing the subgroups for the sample. The second is based on population characteristics that are known to be related to whether a sample person responds to the survey. Because the sample design and adjustments for nonresponse cannot take into account all demographic differences related to who responds to a survey and how they respond, auxiliary information is used to increase the precision of survey estimates. For this reason, a final weighting adjustment is computed that reproduces population totals for important demographic groupings related to who responds to a survey and how they might answer the survey. Suppose in our example the population for the subgroup was 8,500 men and 1,500 women but the nonresponse-adjusted weighted estimates from the respondents was 7,000 men and 3,000 women. To dampen this possible bias and reproduce known population totals, the weights would be adjusted by 1.21 for men and 0.5 for women so that the final weights for men and women would be 24.3 and 10 which would give unbiased estimates of the total and of women and men in the subgroup.

Table 1 (page 6) shows the number of respondents and the portion of total respondents in each reporting category. Also shown are the estimated number of members and the portion of total members in each reporting category. Differences in the percentages of respondents and population for the reporting categories reflect differences in the number sampled, as well as differences in response rates.<sup>7</sup>

---

<sup>7</sup> There is also a slight difference in treatment of missing data. Cases with missing data are included in counts of respondents, but are excluded in population estimates.

**Table 1.**  
**Number of Respondents and Estimated Population by Reporting Categories**

	Respondents		Estimated Population				
	Count	Percent	Totals		Percent		Max ME
TOTAL DOD	24,178	100%	1,349,626	± 9,361	100%		
Female	7,411	31%	198,132	± 3,370	15%		± 1%
Male	16,767	69%	1,151,494	± 9,449	85%		± 1%
TOTAL COAST GUARD	2,689	100%	39,562	± 779	100%		± %
Enlisted	1,945	72%	31,401	± 854	79%		± 1%
E1 – E4	467	17%	11,618	± 846	29%		± 2%
E1 – E3	100	4%	3,316	± 845	8%		± 3%
E4	367	14%	8,302	± 566	21%		± 2%
E5 – E9	1,478	55%	19,783	± 516	50%		± 2%
E5 – E6	1,034	38%	15,196	± 532	38%		± 2%
E7 – E9	444	17%	4,587	± 203	12%		± 1%
Officers	744	28%	8,161	± 247	21%		± 1%
O1 – O3	300	11%	3,623	± 369	9%		± 1%
O4 – O6	370	14%	2,837	± 297	7%		± 1%
Non-Hispanic White	2,101	78%	30,074	± 573	76%		± 2%
Total Minority	586	22%	9,419	± 848	24%		± 2%
Non-Hispanic Black	134	5%	2,211	± 402	6%		± 2%
Hispanic	250	9%	4,201	± 825	11%		± 2%
COAST GUARD FEMALES	566	21%	4,761	± 306	12%		± 1%
Enlisted	319	12%	3,763	± 196	10%		± 1%
E1 – E4	75	3%	1,546	± 151	4%		± 1%
E5 – E9	244	9%	2,218	± 219	6%		± 1%
Officers	247	9%	998	± 242	3%		± 1%
O1 – O3	119	4%	668	± 214	2%		± 1%
O4 – O6	123	5%	265	± 97	1%		± 1%
COAST GUARD MALES	2,123	79%	34,801	± 815	88%		± 1%
Enlisted	1,626	60%	27,638	± 840	70%		± 1%
E1 – E4	392	15%	10,072	± 836	25%		± 2%
E5 – E9	1,234	46%	17,566	± 475	44%		± 2%
Officers	497	18%	7,163	± 324	18%		± 1%
O1 – O3	181	7%	2,955	± 361	7%		± 1%
O4 – O6	247	9%	2,571	± 286	6%		± 1%

Note. DoD Service members are included only in the Total DoD categories.



### ***Tabulation Procedures***

Tabulations<sup>8</sup> for each question in the survey are shown with the text of the questions and the response options at the top of each page. To compress the width of columns in the tables, the response options are shown with a number, letter, or DNA (i.e., *Does not apply*); then that number, letter, or DNA is used as the column heading for the responses. The central feature of the tabulations is the percentage of members choosing the response options indicated by the column heading. Within a set of response options, percentages may not add to 100% due to rounding error.

Where an item can be presented as an average, that average is shown as a number estimate and in a bar chart. The averages can be quickly scanned for reporting groups differing from other similarly defined groups. Where a true response continuum is available (e.g., number of times trained), the mean of that continuum is presented; in other cases, the responses are averages of the numeric scales presented with the response options. Where there is a simple binomial response (e.g., yes/no), only one percentage is presented. In this case, the bar chart represents that percentage. When multi-level response scales (e.g., “yes,” “no,” “don’t know”) can be dichotomized, the bar chart represents either the sum of the percentages in multiple columns (e.g., “no” and “don’t know” summed) or the percentage in one column (e.g., “yes”).

On each page of tabulations, the first column lists the reporting group shown in that row. The second column, *Percent Responding*, lists the portion of the reporting group represented in the estimates in that row. In most cases, if this percentage is not 100, it reflects item nonresponse, and the table note indicates that “Percent responding are Service members who answered the question.”

Not all questions will apply to every respondent. Respondents to the paper version of the survey are instructed to skip questions that do not apply to them (based on their answers to previous questions). Where possible, the Web survey is programmed to skip respondents over questions that do not apply to them. For example, Q85 (In the past 12 months, how many times have you had military training on topics related to sexual assault?) does not apply to those who marked in Q84 that they did not have any military training during the past 12 months on topics related to sexual assault. The table note for this question indicates, “Percent responding are Service members who answered the question and who have had sexual assault training in the past 12 months (Q84).”

The survey does not always skip questions that do not apply to the respondents. In the tabulations, *Does not apply* responses are typically included in the percentages in the *Percent Responding* column. For example, members were asked to indicate in Q46a if they had talked about their experience of unwanted sexual contact with their spouse/significant other. Survey participants could indicate the

---

<sup>8</sup> Details of data editing and preparation are provided by DMDC (2007a).

response option does not apply to them because they did not have a spouse or significant other. In other cases, the *Does not apply* response is tabulated separately. For example, members were asked to indicate in Q51 if their complaint regarding their experience of gender-related behaviors was found to be true. Responses of *Does not apply, the action is still being processed* are tabulated separately.

Because the survey contains open-ended questions, not all responses are tabulated. For example, members were asked in Q35t if they experienced any unwanted gender-related behaviors in the past 12 months other than those listed. Since it is not feasible to tabulate the wide range of responses, the open-ended responses for Q35t are not tabulated.

### ***Paper and Web Survey Comparability***

On occasion, the paper and Web versions of the survey differ. These differences result from the technological advantages and requirements available in a Web-based survey. The survey response options differ at times. The use of *Does not apply* response options in the paper version are unnecessary in the Web version due to “smart skip” technology. For example, Q92 on the paper version (In your opinion, has sexual harassment in the military become more or less of a problem over the last 4 years?) has a response option of *Don’t know, you have been in the military less than 4 years*. For the Web version, respondents who had previously indicated in Q7 that they have been on active duty for less than 4 years were automatically skipped over Q92.

### ***Combining Information From Multiple Items***

Tabulations in this volume generally present data for individual survey questions. There are three types of exceptions. The first type of exception is where the results for multiple items are presented on a single set of pages.

- In Q18, members were asked whether they were in a military occupational specialty not usually held by persons of their gender and whether they worked in an environment where members of their gender were uncommon. The tabulations for this question show the percentage of each reporting category who marked Yes, indicating they worked in an occupational specialty not usually held by persons of their gender and/or indicating they worked in an environment where members of their gender were uncommon.

The second exception is where members can provide multiple answers to a single question (e.g., race).

- In Q5, members were asked to mark one or more races. The tabulations show the percentage who responded that they are White, Black, American Indian/Alaska Native, Asian, and/or Native Hawaiian/Other Pacific Islander. Respondents who indicated more than one race are also shown in the percentage of More Than One Race Marked. For example, if a respondent

indicated they were Asian and White, they were counted in the percentage as Asian, White, and More Than One Race Marked.

The third exception pertains to constructed composite measures (e.g., scales, incident rates, summary variables), described below. For example, incident rates for unprofessional, gender-related behaviors are constructed from multiple items. Typically, individual items from a composite measure are presented first, then the composite measure is presented. Where applicable, Cronbach's coefficient alpha, a measure of scale reliability, is provided in the table notes. For details of the psychometric analyses used to confirm the properties of the measures and more detailed discussion of the creation of composite measures, please see Nye, Lytell, Omerod, Lawson, Perry, Wright, Fitzgerald, & Drasgow (2007).

- *Organizational Commitment:* Three measures of organizational commitment (Q9) are presented. *Affective commitment* can be defined as an emotional attachment to, an identification with, and an involvement in an organization (Q9a, b, e, h, j, and m). *Continuance commitment* can be defined as attachment based on the perceived costs of leaving an organization (Q9c, f, i, l, and n). *Normative commitment* can be defined as a sense of obligation to remain in an organization (Q9d, g, and k). Higher scores indicate stronger organizational commitment.
- *Supervisor Satisfaction:* In Q21, members were asked about their satisfaction with their supervisor. The composite measure includes survey items on members' agreement that their supervisor can be trusted, treats all assigned people fairly, does not have conflict with people who report to him/her, gives satisfactory direction, evaluates performance fairly, and makes work assignments fair (Q21a-f). Higher scores on this measure indicate members strongly agreed with positive statements about their supervisor.
- *Leadership Satisfaction:* In Q22, members were asked about leadership satisfaction. The composite measure includes survey items pertaining to their satisfaction with their work group leadership's commitment to quality work, positive work environment and Service member well-being (Q22b-d, f). For the purposes of this report, Q22b, d, and f were reverse-coded. Higher scores indicate higher degrees of satisfaction.
- *Careerism:* The composite measure includes survey items pertaining to the extent to which a member perceives that leaders put their personal interests above the organization's interests to further personal advancement (Q22a-d, f). For the purposes of this report, Q22a and c were reverse-coded. Higher scores indicate members have greater perceptions their leaders exhibit careerism.
- *Coworker Satisfaction:* The composite measure includes survey items on members' agreement with statements about coworker relationships,

coworker work efforts, work group compatibility, and the helpfulness of coworkers (Q24a-e). Higher scores on this measure indicate members strongly agreed with positive statements about their coworkers.

- *Work Satisfaction:* The composite measure includes survey items on sense of pride, use of skills, work enjoyment, and the opportunity to acquire valuable skills (Q26a-e). Higher scores on this measure indicate members strongly agreed with positive statements about their work.
- *Unit Cohesion:* The composite measure includes survey items pertaining to the affective ties within a small group that sustain commitment to their peers, their unit, and their mission (Q29a-d). Higher scores on this measure indicate greater perceived unit cohesion. For additional information on the *Unit Cohesion* scale constructed from these items, please see Siebold & Lindsay (1999).
- *Perceived Stress:* The composite measure includes the evaluation of the member's personal stress levels, measured by their emotional experiences/reactions in the month prior to taking the survey (Q30a-j). The measure of perceived stress is a 10-item version of the *Perceived Stress Scale*<sup>9</sup> (Cohen & Williamson, 1988). Items were scored 0 to 4. For the purposes of this report, Q30d, e, g and h were reverse-coded. Scores are reported as a single figure, which is the sum of the individual scores (range 0 to 40). Higher scores indicate greater perceived stress.
- *General Health:* The General Health scale is designed to provide a self-assessment of overall physical well-being. The four scale items (Q31a-d) were taken from the general health perceptions subscale on the Short-Form Health Survey (SF-36) of the *Medical Outcomes Study* questionnaire (Ware & Sherbourne, 1992). For the purposes of this report, Q31b and c were reverse-coded. Higher scores on this measure indicate more positive perceptions of health.
- *Overview of Composite Measures of 2006 Incident Rates of Gender-Related Harassment and Discrimination Experienced by Active Duty Members:* Incident rates, constructed from 30 items, reflect whether members indicated they experienced gender-related insensitivity, coercion, harassment, or discrimination.<sup>9</sup> The 2006 WGRA incident rates comprise the percentage of members who indicated experiencing at least one of the behaviors during the 12 months before responding to the survey.
  - *Sex Discrimination:* To assess perceptions of discrimination in the workplace, members were asked to indicate if they had recently

---

<sup>9</sup> A Service member is included in an incident rate if he/she endorsed one survey item, more than one survey item, or all survey items included in that rate. That is, a member is counted in an incident rate only once regardless of the number of items he or she endorsed.

experienced any of the 12 behaviors or situations where they thought gender was a motivating factor (Q33). The items form three incident rates: *Evaluation* (Q33a-d), *Assignment* (Q33e-g, l-m),<sup>10</sup> and *Career* (Q33h-k). In order to be counted as having experienced *Evaluation*, *Assignment*, or *Career* discrimination, respondents must have indicated that gender was a factor in their experience of at least one of the behaviors in the scale (Q33). In addition to the tabulation of incident rates of the three types of discrimination, a summary variable *Sex Discrimination*, is also tabulated. In order to be counted as having experienced *Sex Discrimination*, respondents must have indicated experiencing one of the 12 behaviors where gender was a factor AND they must have indicated that they considered at least some of the behaviors experienced to have been sex discrimination (Q34).

- *Unprofessional, Gender-Related Behavior*. Incident rates of unprofessional, gender-related behaviors were derived from 18 behavioral items (Q35) and represent a continuum of behaviors. The categories of behaviors and corresponding items are as follows: *Crude/Offensive Behavior* (Q35a, c, e-f), *Unwanted Sexual Attention* (Q35h, j, m-n), *Sexual Coercion* (Q35k-l, o-p), *Sexist Behavior* (Q35b, d, g, i), and *Behavior Against One's Consent* (Q35r-s). Respondents were asked to indicate how often they had been in situations involving these behaviors, ranging from *Never* to *Very often*. Items are derived from the *Sexual Experiences Questionnaire (SEQ)*<sup>11</sup> (Fitzgerald et al., 1988; Fitzgerald, Gelfand, & Drasgow, 1995). Incident rates indicate whether the individual reported experiencing at least one of the behaviors in a category (e.g., *Sexual Coercion*) at least once in the 12 months before responding to the survey.
- *Sexual Harassment*. The prevalence of sexual harassment is determined using a two-step process. In order to be counted as having experienced *Sexual Harassment*, respondents must have indicated they experienced one of the following types of unprofessional, gender-related behaviors: *Crude/Offensive Behavior*, *Unwanted Sexual Attention*, or *Sexual Coercion* during the 12 months prior to completion of the survey (Q35) AND they must have indicated that they considered at least one of the behaviors experienced to have been sexual harassment (Q36).

<sup>10</sup> This item is constructed from Q33l and Q33m. Question 33l asks if a respondent did not get a job assignment that he/she wanted and for which he/she was qualified. Question 33m asks the respondent if this assignment was legally open to women. Combining these items allows the focus to be only on jobs that were legally open to women.

<sup>11</sup> The SEQ was modified to replace "Made unwanted attempts to stroke, fondle, or kiss you" (due to its similarity to unwanted sexual contact) with two new items: item n, "Intentionally cornered you or leaned over you in a sexual way" and item q, "Made sexually suggestive comments, gestures, or looks (e.g., stared at your body)." Item q is tabulated individually but not included in any scales.

- *Combinations of Unprofessional, Gender-Related Behaviors:* Combinations of unprofessional, gender-related behaviors experienced during the one situation were determined by responses to Q35. If a respondent indicated experiencing Sexist Behaviors only in Q35, they were counted in *Experienced Sexist Behavior* (single category). Respondents who experienced Crude/Offensive Behaviors only in Q35 were counted in *Experienced Crude/Offensive Behavior* (single category). Respondents who experienced Unwanted Sexual Attention only in Q35 were counted in *Experienced Unwanted Sexual Attention* (single category). Respondents who experienced Sexist and Crude/Offensive Behaviors (without indicating experiences of Unwanted Sexual Attention or Sexual Coercion) in Q35 were counted in *Experienced Sexist Behavior and Crude Offensive Behavior*. Respondents who experienced Sexist Behavior, Crude/Offensive Behavior, and Unwanted Sexual Attention (without indicating experiences of Sexual Coercion) in Q35 were counted in *Experienced Sexist Behavior, Crude/Offensive Behavior, and Unwanted Sexual Attention*. Respondents who experienced any other combination of behaviors in Q35 were counted in *Experienced other combinations of behaviors*.
- *Unwanted Sexual Contact:* Respondents were counted as having experienced unwanted sexual contact if they indicated Yes, *once* or Yes, *multiple times* to Q56.

### **Margins of Error**

The complex sample design required weighting to produce population estimates, (e.g., percent female).<sup>12</sup> Because of the weighting, conventional formulas for calculating the margin of error will overstate the reliability of the estimate. For this report, variance estimates were calculated using SUDAAN<sup>®</sup> PROC DESCRIPT, (Research Triangle Institute, Inc., 2004).

By definition, sample surveys are subject to sampling error. Standard errors are estimates of the variance around population parameters (such as percentages or means) and are used to construct margins of error (i.e., confidence interval half-widths). Percentages and means in these tabulations are reported with margins of error based on 95% confidence intervals. In order to compress the data display, only the maximum margin of error (Max ME) for each reporting category is shown. That is, the tab volume shows only the largest margin of error for the percentages or means in each row. For each average shown in these tabulations, its margin of error is also printed.

---

<sup>12</sup> As a result of differential weighting, only certain statistical software procedures, such as SUDAAN, correctly calculate standard errors, variances, or tests of statistical significance for stratified samples.

© Copyright 2004 by Research Triangle Institute, P.O. Box 12194, Research Triangle Park, NC 27709-2194.

The following reporting conventions are used:

- “0” indicates that no one in any reporting group selected the response option,
- NR indicates the estimate is *Not Reportable* and is suppressed because of low reliability. Estimates of low reliability are suppressed based on criteria defined in terms of nominal sample size (less than 5), effective sample size (less than 15), or relative standard error (greater than 0.3),
- NA indicates the question was *Not Applicable* because the question did not apply to respondents in the reporting category based on answers to previous questions,
- no Max ME is printed when all percentages in the row are shown as NR,
- no margin of error is printed for an average when it is shown as NR.

### **References**

- Bureau of the Census. (2002, March). *Current Population Survey: Design and methodology* (Technical Paper 63RV). Retrieved May 31, 2002, from <http://www.census.gov/prod/2002pubs/tp63rv.pdf>.
- Cohen, S., & Williamson, G. (1988). Perceived stress in a probability sample of the U.S. In S. Spacapan & S. Oskamp (Eds.), *The social psychology of health: Claremont Symposium on Applied Social Psychology* (pp. 31-67). Newbury Park, CA: Sage Publications.
- DoD Washington Headquarters Services. (2004, September). *Department of Defense worldwide manpower distribution by geographic area*. Washington, DC: Dept. of Defense.
- DMDC. (2007a). *2006 Workplace and Gender Relations Survey of Active Duty Members: Administration, datasets, and codebook* (Report No. 2007-021). Arlington, VA: DMDC.
- DMDC. (2007b). *2006 Workplace and Gender Relations Survey of Active Duty Members: Statistical methodology report* (Report No. 2007-023). Arlington, VA: DMDC.
- DMDC. (2007c). *2006 Workplace and Gender Relations Survey of Active Duty Members: Tabulation of Responses* (Report No. 2008-010). Arlington, VA: DMDC.
- Fitzgerald, L. F., Gelfand, M. J., & Drasgow, F. (1995). Measuring sexual harassment: Theoretical and psychometric advances. *Basic and Applied Social Psychology*, 17, 425-445.

- Fitzgerald, L. F., Shullman, S., Bailey, N., Richards, M., Swecker, J., Gold, Y., Ormerod, A. J., & Weitzman, L. (1988). The incidence and dimensions of sexual harassment in academia and the workplace. *Journal of Vocational Behavior*, 32, 152-175.
- Nye, C., Lytell, M. C., Ormerod, A. J., Lawson, S. E., Perry, L. A., Wright, C. V., Fitzgerald, L. F., & Drasgow, F. (2007). *2006 Workplace and Gender Relations Survey of Active Duty Members: Report on scales and measures* (Report No. 2007-027). Arlington, VA: DMDC.
- Research Triangle Institute, Inc. (2004). SUDAAN<sup>®</sup> Language Manual, Release 9.0. Research Triangle Park, NC: Research Triangle Institute.
- Siebold, G. L., & Lindsay, T. J. (1999). The relationship between demographic descriptors and soldier-perceived cohesion and motivation. *Military Psychology*, 11 (1), 109-128.
- Standards for Maintaining, Collecting, and Presenting Federal Data on Race and Ethnicity, 62 Fed. Reg. 58781 (1997).
- Ware, J. E., & Sherbourne, C. D. (1992). The MOS 36-item short form health survey (SF-36): I. Conceptual framework and item selection. *Medical Care*, 30, 473-483.



## **Tabulations of Responses**



**1. In what Service were you on active duty on June 26, 2006?**

1. Army  
4. Air Force

2. Navy  
5. Coast Guard

3. Marine Corps  
6. None, you were separated or retired

	Percent Responding		Percentages						Max ME
			1	2	3	4	5	6	
<b>TOTAL DOD</b>	100	±0	36	26	13	26	0	0°	±1
Female	100	±0	35	25	6	34	0	0°	±1
Male	100	±0	36	26	14	24	0	0°	±1
<b>TOTAL COAST GUARD</b>	100	±0	0	0	0	0	100	0°	±0
Enlisted	100	±0	0	0	0	0	100	0°	±0
E1 – E4	100	±0	0	0	0	0	100	0°	±0
E1 – E3	100	±0	NR	NR	NR	NR	NR	0°	±0
E4	100	±0	0	0	0	0	100	0°	±0
E5 – E9	100	±0	0	0	0	0	100	0°	±0
E5 – E6	100	±0	0	0	0	0	100	0°	±0
E7 – E9	100	±0	0	0	0	0	100	0°	±0
Officers	100	±0	0	0	0	0	100	0°	±0
O1 – O3	100	±0	0	0	0	0	100	0°	±0
O4 – O6	100	±0	0	0	0	0	100	0°	±0
Non-Hispanic White	100	±0	0	0	0	0	100	0°	±0
Total Minority	100	±0	0	0	0	0	100	0°	±0
Non-Hispanic Black	100	±0	0	0	0	0	100	0°	±0
Hispanic	100	±0	0	0	0	0	100	0°	±0
<b>COAST GUARD FEMALES</b>	100	±0	0	0	0	0	100	0°	±0
Enlisted	100	±0	0	0	0	0	100	0°	±0
E1 – E4	100	±0	NR	NR	NR	NR	NR	0°	±0
E5 – E9	100	±0	0	0	0	0	100	0°	±0
Officers	100	±0	0	0	0	0	100	0°	±0
O1 – O3	100	±0	0	0	0	0	100	0°	±0
O4 – O6	100	±0	0	0	0	0	100	0°	±0
<b>COAST GUARD MALES</b>	100	±0	0	0	0	0	100	0°	±0
Enlisted	100	±0	0	0	0	0	100	0°	±0
E1 – E4	100	±0	0	0	0	0	100	0°	±0
E5 – E9	100	±0	0	0	0	0	100	0°	±0
Officers	100	±0	0	0	0	0	100	0°	±0
O1 – O3	100	±0	0	0	0	0	100	0°	±0
O4 – O6	100	±0	0	0	0	0	100	0°	±0

Note. Percent responding are Service members who answered the question. Service members who were separated or retired are excluded from this report (Q1).

NR: Not reportable

° Response option never endorsed.

## 2. Are you...?

1. Male

2. Female

	Percent Responding		Percentages		Max ME
			1	2	
<b>TOTAL DOD</b>	100	±1	85	15	±1
Female	100	±1	0	100	±0
Male	100	±1	100	0	±0
<b>TOTAL COAST GUARD</b>	100	±1	88	12	±1
Enlisted	100	±1	88	12	±1
E1 – E4	100	±0	87	13	±2
E1 – E3	100	±0	85	15	±7
E4	100	±0	88	12	±3
E5 – E9	100	±1	89	11	±2
E5 – E6	100	±1	87	13	±2
E7 – E9	99	±1	93	7	±2
Officers	100	±1	88	12	±4
O1 – O3	100	±0	82	18	±7
O4 – O6	100	±1	91	9	±4
Non-Hispanic White	100	±1	88	12	±2
Total Minority	100	±0	88	12	±3
Non-Hispanic Black	100	±0	84	16	±7
Hispanic	100	±0	91	9	±5
<b>COAST GUARD FEMALES</b>	100	±1	0	100	±0
Enlisted	100	±0	0	100	±0
E1 – E4	100	±0	NR	NR	
E5 – E9	100	±0	0	100	±0
Officers	100	±1	0	100	±0
O1 – O3	100	±0	0	100	±0
O4 – O6	99	±1	0	100	±0
<b>COAST GUARD MALES</b>	100	±1	100	0	±0
Enlisted	100	±1	100	0	±0
E1 – E4	100	±0	100	0	±0
E5 – E9	100	±1	100	0	±0
Officers	100	±0	100	0	±0
O1 – O3	100	±0	100	0	±0
O4 – O6	100	±0	100	0	±0

Note. Percent responding are Service members who answered the question.

NR: Not reportable

**3. What is your current paygrade?**1. E1-E4  
4. O1-O32. E5-E9  
5. O4-O6





























3. W1-W5

	Percent Responding		Percentages					Max ME
			1	2	3	4	5	
<b>TOTAL DOD</b>	100	±1	36	47	1	9	7	±1
Female	100	±1	38	44	1	11	6	±2
Male	100	±1	36	47	1	8	7	±1
<b>TOTAL COAST GUARD</b>	100	±0	29	50	4	9	7	±2
Enlisted	100	±0	37	63	0	0	0	±2
E1 – E4	100	±0	100	0	0	0	0	±0
E1 – E3	100	±0	NR	NR	NR	NR	NR	
E4	100	±0	100	0	0	0	0	±0
E5 – E9	100	±0	0	100	0	0	0	±0
E5 – E6	100	±0	0	100	0	0	0	±0
E7 – E9	100	±0	0	100	0	0	0	±0
Officers	100	±0	0	0	21	44	35	±5
O1 – O3	100	±0	0	0	0	100	0	±0
O4 – O6	100	±0	0	0	0	0	100	±0
Non-Hispanic White	100	±0	27	51	5	10	8	±2
Total Minority	100	±0	38	48	2	8	4	±6
Non-Hispanic Black	100	±0	25	60	2	8	4	±11
Hispanic	100	±0	44	44	2	7	3	±11
<b>COAST GUARD FEMALES</b>	100	±0	32	47	1	14	6	±5
Enlisted	100	±0	41	59	0	0	0	±5
E1 – E4	100	±0	NR	NR	NR	NR	NR	
E5 – E9	100	±0	0	100	0	0	0	±0
Officers	100	±0	0	0	7	67	27	±13
O1 – O3	100	±0	0	0	0	100	0	±0
O4 – O6	100	±0	0	0	0	0	100	±0
<b>COAST GUARD MALES</b>	100	±0	29	50	5	8	7	±2
Enlisted	100	±0	36	64	0	0	0	±3
E1 – E4	100	±0	100	0	0	0	0	±0
E5 – E9	100	±0	0	100	0	0	0	±0
Officers	100	±0	0	0	23	41	36	±5
O1 – O3	100	±0	0	0	0	100	0	±0
O4 – O6	100	±0	0	0	0	0	100	±0

Note. Percent responding are Service members who answered the question.

NR: Not reportable

#### 4. Are you Spanish/Hispanic/Latino?

	Percent Responding		Percentages	Max ME	Percentage Reporting Yes
			Yes		
<b>TOTAL DOD</b>	100	±1	14	±1	
Female	100	±1	16	±2	
Male	100	±1	13	±1	
<b>TOTAL COAST GUARD</b>	100	±1	11	±3	
Enlisted	100	±1	12	±3	
E1 – E4	99	±1	16	±7	
E1 – E3	99	±3	NR		
E4	100	±1	12	±4	
E5 – E9	100	±1	9	±2	
E5 – E6	100	±1	10	±2	
E7 – E9	99	±1	6	±2	
Officers	100	±1	6	±3	
O1 – O3	100	±0	8	±5	
O4 – O6	100	±1	5	±5	
Non-Hispanic White	100	±1	0	±0	
Total Minority	99	±2	45	±7	
Non-Hispanic Black	100	±0	0	±0	
Hispanic	100	±0	100	±0	
<b>COAST GUARD FEMALES</b>	100	±1	8	±4	
Enlisted	100	±0	7	±4	
E1 – E4	100	±0	7	±8	
E5 – E9	100	±0	8	±4	
Officers	100	±1	12	±13	
O1 – O3	100	±0	NR		
O4 – O6	99	±1	2	±2	
<b>COAST GUARD MALES</b>	99	±1	11	±3	
Enlisted	99	±1	12	±3	
E1 – E4	99	±2	18	±8	
E5 – E9	100	±1	10	±2	
Officers	100	±1	5	±3	
O1 – O3	100	±0	7	±6	
O4 – O6	100	±0	5	±6	

Note. Percent responding are Service members who answered the question.

NR: Not reportable

**5. What is your race?**

1. White  
4. Asian

2. Black  
5. Native Hawaiian/Other Pacific Islander

3. American Indian/Alaska Native  
6. More Than One Race

	Percent Responding		Percentages						Max ME
			1	2	3	4	5	6	
<b>TOTAL DOD</b>	95	±1	74	19	3	6	1	4	±1
<b>Female</b>	93	±1	62	31	4	7	1	5	±2
<b>Male</b>	95	±1	76	17	3	6	1	3	±1
<b>TOTAL COAST GUARD</b>	97	±1	88	7	4	3	2	4	±2
<b>Enlisted</b>	96	±1	88	8	4	3	2	4	±2
<b>E1 – E4</b>	95	±3	89	7	5	3	2	5	±4
E1 – E3	93	±6	91	7	4	NR	1	3	±9
E4	95	±3	88	7	5	4	3	5	±4
<b>E5 – E9</b>	97	±1	87	9	4	3	2	3	±2
E5 – E6	96	±2	87	9	4	4	2	4	±2
E7 – E9	99	±1	88	9	3	2	1	3	±3
<b>Officers</b>	99	±1	91	5	3	4	0	3	±4
<b>O1 – O3</b>	98	±2	87	7	4	6	0	4	±7
<b>O4 – O6</b>	100	±1	94	4	2	3	0	3	±5
<b>Non-Hispanic White</b>	99	±1	100	0	0	0	0	0	±0
<b>Total Minority</b>	89	±3	47	34	19	16	7	17	±7
Non-Hispanic Black	100	±0	0	100	0	0	0	0	±0
Hispanic	78	±7	86	8	7	3	1	5	±8
<b>COAST GUARD FEMALES</b>	98	±2	87	9	4	4	1	5	±4
<b>Enlisted</b>	98	±2	86	11	5	2	1	4	±5
<b>E1 – E4</b>	97	±4	91	9	5	1	NR	5	±11
<b>E5 – E9</b>	99	±2	82	12	5	3	2	4	±5
<b>Officers</b>	97	±5	90	2	3	10	0	6	±12
<b>O1 – O3</b>	97	±7	87	2	NR	NR	0	NR	±16
<b>O4 – O6</b>	98	±2	94	4	1	4	1	2	±4
<b>COAST GUARD MALES</b>	97	±1	89	7	4	3	2	4	±2
<b>Enlisted</b>	96	±2	88	8	4	3	2	4	±2
<b>E1 – E4</b>	94	±3	88	7	5	3	2	4	±4
<b>E5 – E9</b>	97	±2	88	8	4	3	2	3	±2
<b>Officers</b>	99	±1	91	5	3	3	0	3	±4
<b>O1 – O3</b>	99	±2	87	7	4	5	0	3	±8
<b>O4 – O6</b>	100	±0	94	4	2	3	0	3	±5

Note. Percent responding are Service members who answered the question.

NR: Not reportable

## 6. Where is your permanent duty station located?

1. In one of the 50 states, D.C., Puerto Rico, or a U.S. territory or possession
2. Europe (e.g., Bosnia-Herzegovina, Germany, Italy, Serbia, United Kingdom)
3. Former Soviet Union (e.g., Russia, Tajikistan, Uzbekistan)
4. East Asia and Pacific (e.g., Australia, Japan, Korea)
5. North Africa, Near East or South Asia (e.g., Bahrain, Diego Garcia, Kuwait, Saudi Arabia)
6. Sub-Saharan Africa (e.g., Kenya, South Africa)
7. Western Hemisphere (e.g., Cuba, Honduras, Peru)
8. Other or not sure

	Percent Responding		Percentages								Max ME
			1	2	3	4	5	6	7	8	
<b>TOTAL DOD</b>	100	±1	85	7	0	7	0	0	0	1	±1
Female	100	±1	85	8	0	6	0	0	0	1	±2
Male	100	±1	85	7	0	7	0	0	0	1	±1
<b>TOTAL COAST GUARD</b>	100	±1	98	0	0	0	0	0	0	1	±4
Enlisted	100	±1	98	0	0	0	0	0	0	2	±5
E1 – E4	100	±0	NR	0	0	0	0	0	0	NR	±0
E1 – E3	100	±0	NR	NR	NR	NR	NR	NR	NR	NR	
E4	100	±0	99	0	0	0	0	0	0	1	±2
E5 – E9	100	±1	99	0	0	0	0	0	0	0	±1
E5 – E6	100	±1	99	0	0	0	0	0	0	0	±1
E7 – E9	100	±0	100	0	0	0	0	0	0	0	±0
Officers	100	±0	99	0	0	0	0	0	0	0	±3
O1 – O3	100	±0	99	0	0	0	1	0	0	0	±5
O4 – O6	100	±0	100	0	0	0	0	0	0	0	±2
Non-Hispanic White	100	±1	99	0	0	0	0	0	0	0	±1
Total Minority	100	±0	NR	0	0	0	0	0	0	NR	±2
Non-Hispanic Black	100	±0	NR	0	0	0	NR	0	0	0	±0
Hispanic	100	±0	NR	0	0	0	0	0	0	NR	±0
<b>COAST GUARD FEMALES</b>	100	±0	99	0	0	0	0	0	0	1	±4
Enlisted	100	±0	98	0	0	0	1	0	0	1	±4
E1 – E4	100	±0	NR	NR	NR	NR	NR	NR	NR	NR	
E5 – E9	100	±0	99	0	0	0	1	0	0	0	±6
Officers	100	±0	100	0	0	0	0	0	0	0	±1
O1 – O3	100	±0	100	0	0	0	0	0	0	0	±1
O4 – O6	100	±0	99	1	0	0	0	0	0	0	±2
<b>COAST GUARD MALES</b>	100	±1	98	0	0	0	0	0	0	1	±5
Enlisted	100	±1	98	0	0	0	0	0	0	2	±6
E1 – E4	100	±0	NR	0	0	0	0	0	0	NR	±0
E5 – E9	100	±1	100	0	0	0	0	0	0	0	±1
Officers	100	±0	98	0	0	1	1	0	0	0	±3
O1 – O3	100	±0	99	0	0	0	1	0	0	0	±6
O4 – O6	100	±0	100	0	0	0	0	0	0	0	±2

Note. Percent responding are Service members who answered the question.

NR: Not reportable



**7. How many years of active duty service have you completed (including enlisted, warrant officer, and commissioned officer time)?**

1. Less than 3 years

2. 3 years to less than 6 years

3. 6 years to less than 10 years

4. 10 years or more

	Percent Responding		Percentages				Max ME	Average Years of Service		
			1	2	3	4				
<b>TOTAL DOD</b>	100	±1	22	25	18	35	±1	8.3	±0.1	
Female	100	±1	24	28	19	29	±2	7.4	±0.2	
Male	100	±1	22	24	18	36	±1	8.5	±0.1	
<b>TOTAL COAST GUARD</b>	100	±1	15	26	18	40	±3	9.6	±0.3	
Enlisted	100	±1	18	30	21	31	±3	8.0	±0.3	
E1 – E4	100	±0	46	42	11	1	±6	3.0	±0.3	
E1 – E3	100	±0	74	20	5	0	±11	1.8	±0.5	
E4	100	±0	35	51	13	1	±6	3.4	±0.3	
E5 – E9	100	±1	1	23	27	49	±3	11.0	±0.3	
E5 – E6	100	±1	1	30	35	34	±4	8.5	±0.3	
E7 – E9	100	±0	0	0	1	99	±2	19.1	±0.5	
Officers	100	±0	4	12	10	74	±5	16.0	±0.9	
O1 – O3	100	±0	9	27	22	42	±8	9.9	±1.0	
O4 – O6	100	±0	0	0	0	100	±1	19.9	±0.9	
Non-Hispanic White	100	±1	13	27	18	42	±3	10.0	±0.3	
Total Minority	100	±0	21	26	19	34	±8	8.4	±0.9	
Non-Hispanic Black	100	±0	10	23	18	50	±11	11.0	±1.5	
Hispanic	100	±0	28	25	20	27	±15	7.2	±1.5	
<b>COAST GUARD FEMALES</b>	100	±0	22	30	17	31	±6	7.4	±0.6	
Enlisted	100	±0	24	32	18	26	±6	6.7	±0.5	
E1 – E4	100	±0	56	37	6	2	±11	2.8	±0.6	
E5 – E9	100	±0	2	29	26	43	±9	9.4	±0.7	
Officers	100	±0	14	22	16	49	±16	10.2	±1.9	
O1 – O3	100	±0	21	NR	23	24	±18	6.9	±1.9	
O4 – O6	100	±0	0	0	1	99	±2	16.0	±1.1	
<b>COAST GUARD MALES</b>	100	±1	14	26	19	41	±3	9.9	±0.4	
Enlisted	100	±1	17	30	21	32	±3	8.2	±0.3	
E1 – E4	100	±0	45	43	11	1	±6	3.0	±0.3	
E5 – E9	100	±1	1	22	27	50	±3	11.2	±0.4	
Officers	100	±0	3	11	9	78	±5	16.8	±0.9	
O1 – O3	100	±0	6	26	22	46	±9	10.5	±1.2	
O4 – O6	100	±0	0	0	0	100	±2	20.3	±0.9	

Note. Percent responding are Service members who answered the question.

NR: Not reportable

**8. Suppose that you have to decide whether to stay on active duty. Assuming you could stay, how likely is it that you would choose to do so?**

1. Very unlikely  
4. Likely

2. Unlikely  
5. Very likely

3. Neither likely nor unlikely

	Percent Responding		Percentages					Max ME	Average Likelihood		
			1	2	3	4	5				
<b>TOTAL DOD</b>	100	±1	13	12	13	24	37	±1	3.6	±0.1	
Female	100	±1	15	14	13	27	31	±2	3.5	±0.1	
Male	100	±1	13	12	13	24	38	±2	3.6	±0.1	
<b>TOTAL COAST GUARD</b>	100	±0	6	8	9	27	50	±3	4.1	±0.1	
Enlisted	100	±0	7	9	11	27	46	±3	4.0	±0.1	
E1 – E4	100	±0	10	12	19	27	33	±7	3.6	±0.2	
E1 – E3	100	±0	13	13	21	20	NR	±11	3.5	±0.5	
E4	100	±0	9	12	18	29	32	±6	3.6	±0.2	
E5 – E9	100	±0	6	7	6	28	54	±3	4.2	±0.1	
E5 – E6	100	±0	6	8	6	30	51	±4	4.1	±0.1	
E7 – E9	100	±0	5	4	5	20	66	±5	4.4	±0.2	
Officers	100	±0	3	6	4	25	63	±5	4.4	±0.1	
O1 – O3	100	±0	3	6	5	29	56	±8	4.3	±0.2	
O4 – O6	100	±0	2	5	4	23	66	±7	4.5	±0.2	
Non-Hispanic White	100	±0	6	9	8	27	50	±3	4.1	±0.1	
Total Minority	100	±0	6	7	12	28	47	±6	4.0	±0.2	
Non-Hispanic Black	100	±0	7	5	13	28	47	±10	4.0	±0.3	
Hispanic	100	±0	5	8	16	27	43	±12	4.0	±0.3	
<b>COAST GUARD FEMALES</b>	100	±0	9	12	10	30	39	±6	3.8	±0.2	
Enlisted	100	±0	12	13	11	30	35	±7	3.6	±0.2	
E1 – E4	100	±0	11	16	19	30	23	±12	3.4	±0.3	
E5 – E9	100	±0	12	11	5	29	43	±10	3.8	±0.3	
Officers	100	±0	1	9	6	30	54	±13	4.3	±0.3	
O1 – O3	100	±0	1	NR	8	35	NR	±18	4.1	±0.4	
O4 – O6	100	±0	1	4	3	21	70	±13	4.5	±0.2	
<b>COAST GUARD MALES</b>	100	±0	6	8	9	27	51	±3	4.1	±0.1	
Enlisted	100	±0	7	8	11	27	48	±3	4.0	±0.1	
E1 – E4	100	±0	10	12	19	26	34	±7	3.6	±0.2	
E5 – E9	100	±0	5	6	6	28	56	±3	4.2	±0.1	
Officers	100	±0	3	5	4	25	64	±5	4.4	±0.2	
O1 – O3	100	±0	4	5	4	28	59	±9	4.3	±0.2	
O4 – O6	100	±0	2	5	4	23	66	±7	4.4	±0.2	

Note. Percent responding are Service members who answered the question.  
NR: Not reportable

**9. How much do you agree or disagree with each of the following statements?****a. I enjoy serving in the military.**

1. Strongly disagree  
4. Agree

2. Disagree  
5. Strongly agree

3. Neither agree nor disagree

	Percent Responding		Percentages					Max ME	Average Agreement		
			1	2	3	4	5				
<b>TOTAL DOD</b>	100	±1	3	5	11	44	37	±2	4.1	±0.1	
Female	100	±1	3	6	14	48	30	±2	4.0	±0.1	
Male	100	±1	3	5	11	43	38	±2	4.1	±0.1	
<b>TOTAL COAST GUARD</b>	100	±1	1	2	8	48	40	±3	4.2	±0.1	
Enlisted	100	±1	1	3	10	50	37	±3	4.2	±0.1	
E1 – E4	100	±0	2	3	14	49	32	±7	4.0	±0.1	
E1 – E3	100	±0	3	2	17	46	NR	±14	4.0	±0.3	
E4	100	±0	2	4	13	50	32	±6	4.1	±0.1	
E5 – E9	100	±1	0	2	7	50	40	±3	4.3	±0.1	
E5 – E6	100	±1	0	3	9	52	36	±4	4.2	±0.1	
E7 – E9	100	±1	0	2	4	43	52	±5	4.5	±0.1	
Officers	100	±0	0	1	3	44	53	±5	4.5	±0.1	
O1 – O3	100	±0	0	1	4	47	47	±8	4.4	±0.1	
O4 – O6	100	±0	0	1	2	35	63	±7	4.6	±0.1	
Non-Hispanic White	100	±1	1	2	8	48	41	±3	4.3	±0.1	
Total Minority	100	±1	1	2	9	50	38	±7	4.2	±0.1	
Non-Hispanic Black	99	±2	2	5	13	49	31	±10	4.0	±0.2	
Hispanic	100	±1	1	1	8	50	41	±12	4.3	±0.2	
<b>COAST GUARD FEMALES</b>	100	±0	2	4	12	49	34	±6	4.1	±0.2	
Enlisted	100	±0	2	4	13	49	31	±7	4.0	±0.2	
E1 – E4	100	±0	4	6	15	46	30	±12	3.9	±0.3	
E5 – E9	100	±0	2	3	12	52	31	±10	4.1	±0.2	
Officers	100	±0	0	1	7	48	45	±13	4.4	±0.2	
O1 – O3	100	±0	0	1	NR	NR	NR	±1	4.3	±0.3	
O4 – O6	100	±0	0	1	2	NR	NR	±2	4.4	±0.2	
<b>COAST GUARD MALES</b>	100	±1	1	2	8	48	41	±3	4.3	±0.1	
Enlisted	100	±1	1	2	9	50	38	±3	4.2	±0.1	
E1 – E4	100	±0	2	3	14	49	32	±7	4.1	±0.2	
E5 – E9	100	±1	0	2	7	50	41	±3	4.3	±0.1	
Officers	100	±0	0	1	2	44	54	±6	4.5	±0.1	
O1 – O3	100	±0	0	1	3	47	49	±9	4.4	±0.1	
O4 – O6	100	±0	0	1	2	34	64	±8	4.6	±0.1	

Note. Percent responding are Service members who answered the question.

NR: Not reportable

9. How much do you agree or disagree with each of the following statements?

b. Serving in the military is consistent with my personal goals.

1. Strongly disagree  
4. Agree

2. Disagree  
5. Strongly agree

3. Neither agree nor disagree

	Percent Responding		Percentages					Max ME	Average Agreement		
			1	2	3	4	5				
<b>TOTAL DOD</b>	99	±1	3	9	17	42	29	±2	3.8	±0.1	
Female	99	±1	4	12	20	42	22	±2	3.7	±0.1	
Male	99	±1	3	8	16	42	30	±2	3.9	±0.1	
<b>TOTAL COAST GUARD</b>	99	±1	1	6	15	49	29	±3	4.0	±0.1	
Enlisted	99	±1	2	7	17	49	26	±3	3.9	±0.1	
E1 – E4	100	±1	3	8	20	46	23	±7	3.8	±0.2	
E1 – E3	100	±0	4	9	20	42	NR	±14	3.8	±0.4	
E4	99	±1	3	8	20	48	22	±6	3.8	±0.2	
E5 – E9	99	±1	1	6	15	50	28	±3	4.0	±0.1	
E5 – E6	99	±1	1	8	16	50	25	±4	3.9	±0.1	
E7 – E9	99	±1	1	3	9	49	38	±5	4.2	±0.1	
Officers	100	±1	0	2	7	51	39	±5	4.3	±0.1	
O1 – O3	99	±2	0	2	8	56	33	±8	4.2	±0.2	
O4 – O6	99	±1	0	2	4	38	56	±7	4.5	±0.1	
Non-Hispanic White	100	±1	1	6	14	50	29	±3	4.0	±0.1	
Total Minority	99	±1	1	7	15	47	29	±7	4.0	±0.2	
Non-Hispanic Black	99	±2	NR	10	16	50	22	±10	3.8	±0.3	
Hispanic	99	±2	1	8	14	46	31	±15	4.0	±0.3	
<b>COAST GUARD FEMALES</b>	99	±1	2	9	18	47	23	±6	3.8	±0.2	
Enlisted	100	±1	3	10	20	47	20	±7	3.7	±0.2	
E1 – E4	100	±0	4	10	25	42	19	±12	3.6	±0.3	
E5 – E9	100	±1	2	10	16	50	21	±9	3.8	±0.2	
Officers	98	±4	0	4	13	48	35	±13	4.1	±0.3	
O1 – O3	97	±6	0	1	14	NR	35	±17	4.2	±0.3	
O4 – O6	100	±0	0	NR	3	NR	NR	±3	NR		
<b>COAST GUARD MALES</b>	99	±1	1	6	14	49	29	±3	4.0	±0.1	
Enlisted	99	±1	2	7	16	49	27	±3	3.9	±0.1	
E1 – E4	100	±1	3	8	19	47	23	±8	3.8	±0.2	
E5 – E9	99	±1	1	6	14	50	29	±3	4.0	±0.1	
Officers	100	±1	0	2	7	52	40	±6	4.3	±0.1	
O1 – O3	100	±0	0	3	7	58	33	±9	4.2	±0.2	
O4 – O6	99	±1	0	1	5	37	57	±8	4.5	±0.1	

Note. Percent responding are Service members who answered the question.

NR: Not reportable

**9. How much do you agree or disagree with each of the following statements?****c. If I left the military, I would feel like I'm starting all over again.**

1. Strongly disagree  
4. Agree

2. Disagree  
5. Strongly agree

3. Neither agree nor disagree

	Percent Responding		Percentages					Max ME	Average Agreement		
			1	2	3	4	5				
<b>TOTAL DOD</b>	99	±1	8	20	19	30	23	±1	3.4	±0.1	
<b>Female</b>	100	±1	8	20	18	31	23	±2	3.4	±0.1	
<b>Male</b>	99	±1	8	19	19	30	23	±2	3.4	±0.1	
<b>TOTAL COAST GUARD</b>	99	±1	4	17	19	34	26	±3	3.6	±0.1	
<b>Enlisted</b>	100	±1	4	16	18	34	28	±3	3.6	±0.1	
<b>E1 – E4</b>	100	±1	5	19	19	32	25	±7	3.5	±0.2	
E1 – E3	100	±0	6	23	19	28	NR	±12	3.4	±0.4	
E4	99	±1	5	17	19	33	25	±6	3.6	±0.2	
<b>E5 – E9</b>	100	±1	4	15	17	35	29	±3	3.7	±0.1	
E5 – E6	100	±1	4	15	18	35	28	±4	3.7	±0.1	
E7 – E9	100	±1	3	14	16	35	32	±5	3.8	±0.2	
<b>Officers</b>	99	±2	4	20	22	35	20	±5	3.5	±0.2	
<b>O1 – O3</b>	98	±3	5	21	20	32	21	±8	3.4	±0.2	
<b>O4 – O6</b>	99	±2	4	25	25	32	14	±7	3.3	±0.2	
<b>Non-Hispanic White</b>	100	±1	4	17	19	35	25	±3	3.6	±0.1	
<b>Total Minority</b>	99	±2	6	18	18	31	28	±8	3.6	±0.2	
Non-Hispanic Black	98	±4	8	18	23	30	22	±10	3.4	±0.3	
Hispanic	99	±2	4	18	17	29	32	±14	3.7	±0.3	
<b>COAST GUARD FEMALES</b>	99	±1	3	17	21	32	26	±6	3.6	±0.2	
<b>Enlisted</b>	100	±1	3	17	17	33	30	±7	3.7	±0.2	
<b>E1 – E4</b>	100	±0	2	21	17	30	31	±12	3.7	±0.3	
<b>E5 – E9</b>	100	±1	3	15	18	34	30	±9	3.7	±0.2	
<b>Officers</b>	98	±5	4	19	35	32	11	±15	3.3	±0.3	
<b>O1 – O3</b>	97	±7	NR	16	NR	29	13	±17	3.3	±0.4	
<b>O4 – O6</b>	100	±0	3	NR	NR	NR	8	±5	3.1	±0.4	
<b>COAST GUARD MALES</b>	99	±1	4	17	18	34	26	±3	3.6	±0.1	
<b>Enlisted</b>	100	±1	5	16	18	34	27	±3	3.6	±0.1	
<b>E1 – E4</b>	99	±1	6	19	19	32	24	±8	3.5	±0.2	
<b>E5 – E9</b>	100	±1	4	15	17	35	29	±3	3.7	±0.1	
<b>Officers</b>	99	±2	4	20	20	35	21	±5	3.5	±0.2	
<b>O1 – O3</b>	99	±3	5	22	16	33	23	±9	3.5	±0.3	
<b>O4 – O6</b>	99	±3	4	24	25	32	14	±8	3.3	±0.2	

Note. Percent responding are Service members who answered the question.

NR: Not reportable

**9. How much do you agree or disagree with each of the following statements?**

**d. I would feel guilty if I left the military.**

1. Strongly disagree  
4. Agree

2. Disagree  
5. Strongly agree

3. Neither agree nor disagree

	Percent Responding		Percentages					Max ME	Average Agreement		
			1	2	3	4	5				
<b>TOTAL DOD</b>	99	±1	27	32	24	12	5	±1	2.4	±0.1	
Female	98	±1	27	34	23	11	4	±2	2.3	±0.1	
Male	99	±1	27	31	25	12	6	±2	2.4	±0.1	
<b>TOTAL COAST GUARD</b>	99	±1	23	35	29	10	3	±3	2.4	±0.1	
Enlisted	99	±1	24	33	30	9	3	±3	2.4	±0.1	
E1 – E4	99	±1	26	33	30	8	3	±7	2.3	±0.2	
E1 – E3	100	±0	28	37	NR	5	1	±13	2.2	±0.3	
E4	99	±1	26	31	30	9	3	±6	2.3	±0.2	
E5 – E9	99	±1	22	34	30	10	4	±3	2.4	±0.1	
E5 – E6	99	±1	23	32	31	10	4	±4	2.4	±0.1	
E7 – E9	99	±2	19	39	27	12	3	±5	2.4	±0.1	
Officers	100	±1	20	41	23	13	3	±5	2.4	±0.1	
O1 – O3	100	±1	21	37	24	14	3	±8	2.4	±0.2	
O4 – O6	99	±1	22	42	22	12	2	±7	2.3	±0.2	
Non-Hispanic White	99	±1	23	34	29	11	3	±3	2.4	±0.1	
Total Minority	99	±1	23	37	28	9	3	±8	2.3	±0.2	
Non-Hispanic Black	99	±2	28	39	22	10	1	±11	2.2	±0.2	
Hispanic	98	±2	20	36	33	7	4	±14	2.4	±0.2	
<b>COAST GUARD FEMALES</b>	99	±1	25	37	23	11	3	±6	2.3	±0.2	
Enlisted	99	±1	26	36	24	11	3	±7	2.3	±0.2	
E1 – E4	100	±0	21	39	28	9	4	±12	2.4	±0.3	
E5 – E9	99	±2	30	34	21	12	3	±9	2.2	±0.2	
Officers	100	±1	22	42	21	14	1	±14	2.3	±0.3	
O1 – O3	100	±0	19	NR	NR	13	1	±17	2.3	±0.3	
O4 – O6	99	±1	NR	30	NR	NR	3	±13	NR		
<b>COAST GUARD MALES</b>	99	±1	23	35	29	10	3	±3	2.4	±0.1	
Enlisted	99	±1	23	33	31	9	3	±3	2.4	±0.1	
E1 – E4	99	±1	27	32	30	8	3	±7	2.3	±0.2	
E5 – E9	99	±1	21	34	31	10	4	±3	2.4	±0.1	
Officers	100	±1	20	41	23	13	3	±6	2.4	±0.2	
O1 – O3	100	±1	22	35	25	15	4	±9	2.4	±0.2	
O4 – O6	99	±1	21	43	22	11	2	±8	2.3	±0.2	

Note. Percent responding are Service members who answered the question.  
NR: Not reportable

**9. How much do you agree or disagree with each of the following statements?****e. Generally, on a day-to-day basis, I am happy with my life in the military.**

1. Strongly disagree  
4. Agree

2. Disagree  
5. Strongly agree

3. Neither agree nor disagree

	Percent Responding		Percentages					Max ME	Average Agreement		
			1	2	3	4	5				
<b>TOTAL DOD</b>	100	±1	5	11	19	47	18	±2	3.6	±0.1	
Female	100	±1	5	12	20	47	16	±2	3.6	±0.1	
Male	99	±1	5	11	18	47	18	±2	3.6	±0.1	
<b>TOTAL COAST GUARD</b>	100	±1	2	6	14	58	20	±3	3.9	±0.1	
Enlisted	99	±1	3	7	16	57	17	±3	3.8	±0.1	
E1 – E4	99	±1	4	10	22	51	13	±6	3.6	±0.1	
E1 – E3	99	±2	4	15	24	47	11	±15	3.5	±0.3	
E4	100	±1	5	7	21	52	14	±6	3.6	±0.2	
E5 – E9	99	±1	2	6	12	61	19	±3	3.9	±0.1	
E5 – E6	100	±1	2	6	14	61	17	±4	3.8	±0.1	
E7 – E9	99	±1	1	4	6	62	28	±5	4.1	±0.1	
Officers	100	±1	0	2	6	63	29	±5	4.2	±0.1	
O1 – O3	100	±0	1	2	8	68	22	±8	4.1	±0.1	
O4 – O6	100	±1	0	1	3	58	37	±7	4.3	±0.1	
Non-Hispanic White	100	±1	2	6	13	58	20	±3	3.9	±0.1	
Total Minority	99	±1	2	5	16	58	17	±6	3.8	±0.1	
Non-Hispanic Black	99	±1	4	6	21	54	15	±11	3.7	±0.2	
Hispanic	99	±2	2	5	16	60	17	±10	3.9	±0.2	
<b>COAST GUARD FEMALES</b>	100	±1	3	9	17	55	15	±6	3.7	±0.2	
Enlisted	100	±0	4	10	20	52	14	±7	3.6	±0.2	
E1 – E4	100	±0	6	10	28	46	9	±12	3.4	±0.3	
E5 – E9	100	±0	2	9	15	57	17	±9	3.8	±0.2	
Officers	100	±1	0	8	5	68	20	±13	4.0	±0.2	
O1 – O3	100	±0	0	NR	NR	73	16	±17	4.0	±0.3	
O4 – O6	99	±1	1	3	5	NR	NR	±3	4.2	±0.2	
<b>COAST GUARD MALES</b>	99	±1	2	6	13	59	20	±3	3.9	±0.1	
Enlisted	99	±1	2	7	15	58	18	±3	3.8	±0.1	
E1 – E4	99	±1	4	10	21	51	14	±7	3.6	±0.2	
E5 – E9	99	±1	1	5	12	61	20	±3	3.9	±0.1	
Officers	100	±1	0	1	6	63	30	±5	4.2	±0.1	
O1 – O3	100	±0	1	1	8	66	23	±9	4.1	±0.2	
O4 – O6	100	±0	0	1	3	58	37	±8	4.3	±0.1	

Note. Percent responding are Service members who answered the question.

NR: Not reportable

**9. How much do you agree or disagree with each of the following statements?**

**f. It would be difficult for me to leave the military and give up the benefits that are available in the Service.**

1. Strongly disagree  
4. Agree

2. Disagree  
5. Strongly agree

3. Neither agree nor disagree

	Percent Responding		Percentages					Max ME	Average Agreement		
			1	2	3	4	5				
<b>TOTAL DOD</b>	100	±1	9	18	19	34	20	±1	3.4	±0.1	
Female	100	±1	7	20	19	33	20	±2	3.4	±0.1	
Male	100	±1	9	18	19	34	20	±2	3.4	±0.1	
<b>TOTAL COAST GUARD</b>	100	±1	3	12	16	43	26	±3	3.8	±0.1	
Enlisted	100	±1	3	12	16	43	26	±3	3.8	±0.1	
E1 – E4	100	±0	5	14	18	39	25	±6	3.7	±0.2	
E1 – E3	100	±0	7	13	19	45	17	±15	3.5	±0.3	
E4	100	±0	4	14	17	37	28	±6	3.7	±0.2	
E5 – E9	100	±1	3	11	14	45	27	±3	3.8	±0.1	
E5 – E6	100	±1	3	11	15	45	27	±4	3.8	±0.1	
E7 – E9	100	±1	2	13	14	44	27	±5	3.8	±0.1	
Officers	100	±0	2	11	17	47	24	±5	3.8	±0.1	
O1 – O3	100	±0	2	10	17	50	21	±8	3.8	±0.2	
O4 – O6	100	±0	2	12	15	45	26	±7	3.8	±0.2	
Non-Hispanic White	100	±1	3	12	14	43	27	±3	3.8	±0.1	
Total Minority	100	±1	3	12	21	43	21	±7	3.7	±0.1	
Non-Hispanic Black	100	±1	5	12	29	36	17	±11	3.5	±0.3	
Hispanic	100	±0	3	11	18	45	23	±12	3.8	±0.2	
<b>COAST GUARD FEMALES</b>	100	±1	5	17	14	31	33	±6	3.7	±0.2	
Enlisted	100	±1	6	17	15	27	36	±7	3.7	±0.2	
E1 – E4	100	±0	3	15	19	20	42	±12	3.8	±0.3	
E5 – E9	100	±1	8	18	12	31	31	±9	3.6	±0.3	
Officers	100	±0	3	15	9	48	25	±13	3.8	±0.3	
O1 – O3	100	±0	NR	15	10	NR	20	±18	3.7	±0.4	
O4 – O6	100	±0	2	9	8	NR	NR	±5	4.0	±0.3	
<b>COAST GUARD MALES</b>	100	±1	3	11	16	45	25	±3	3.8	±0.1	
Enlisted	100	±1	3	11	16	45	25	±3	3.8	±0.1	
E1 – E4	100	±0	5	14	17	42	22	±7	3.6	±0.2	
E5 – E9	100	±1	2	10	15	46	27	±3	3.9	±0.1	
Officers	100	±0	1	10	18	47	24	±6	3.8	±0.1	
O1 – O3	100	±0	1	9	19	50	21	±9	3.8	±0.2	
O4 – O6	100	±0	2	12	16	45	25	±8	3.8	±0.2	

Note. Percent responding are Service members who answered the question.

NR: Not reportable



**9. How much do you agree or disagree with each of the following statements?****g. I would not leave the military right now because I have a sense of obligation to the people in it.**1. Strongly disagree  
4. Agree2. Disagree  
5. Strongly agree

3. Neither agree nor disagree

	Percent Responding		Percentages					Max ME	Average Agreement		
			1	2	3	4	5				
<b>TOTAL DOD</b>	100	±1	10	21	27	27	15	±1	3.1	±0.1	
Female	100	±1	11	25	29	24	11	±2	3.0	±0.1	
Male	100	±1	10	20	27	27	16	±2	3.2	±0.1	
<b>TOTAL COAST GUARD</b>	100	±1	7	20	34	29	10	±3	3.1	±0.1	
Enlisted	100	±1	8	20	36	27	9	±3	3.1	±0.1	
E1 – E4	100	±1	10	16	39	26	9	±7	3.1	±0.2	
E1 – E3	100	±0	11	15	33	NR	9	±13	3.1	±0.3	
E4	100	±1	9	17	41	23	9	±6	3.1	±0.2	
E5 – E9	100	±1	7	21	34	28	10	±3	3.1	±0.1	
E5 – E6	100	±1	8	23	34	27	9	±4	3.1	±0.1	
E7 – E9	100	±1	4	16	34	33	12	±5	3.3	±0.1	
Officers	100	±0	5	20	29	34	13	±5	3.3	±0.2	
O1 – O3	100	±0	7	23	27	32	11	±8	3.2	±0.2	
O4 – O6	100	±0	4	18	25	36	17	±7	3.4	±0.2	
Non-Hispanic White	100	±1	8	20	34	28	10	±3	3.1	±0.1	
Total Minority	100	±1	7	18	34	31	10	±7	3.2	±0.2	
Non-Hispanic Black	100	±1	11	16	40	22	11	±10	3.1	±0.3	
Hispanic	100	±1	5	17	33	38	8	±13	3.3	±0.2	
<b>COAST GUARD FEMALES</b>	100	±0	8	28	31	23	9	±6	3.0	±0.2	
Enlisted	100	±0	9	27	34	21	9	±7	3.0	±0.2	
E1 – E4	100	±0	10	21	42	15	12	±12	3.0	±0.3	
E5 – E9	100	±0	8	30	28	26	7	±9	2.9	±0.2	
Officers	100	±0	4	35	21	31	8	±14	3.0	±0.3	
O1 – O3	100	±0	NR	33	23	33	6	±18	3.0	±0.4	
O4 – O6	100	±0	2	NR	22	NR	NR	±10	NR		
<b>COAST GUARD MALES</b>	100	±1	7	18	35	29	10	±3	3.2	±0.1	
Enlisted	100	±1	8	19	36	28	9	±3	3.1	±0.1	
E1 – E4	100	±1	9	16	38	28	9	±8	3.1	±0.2	
E5 – E9	100	±1	7	20	35	28	10	±3	3.1	±0.1	
Officers	100	±0	6	17	30	34	13	±5	3.3	±0.2	
O1 – O3	100	±0	8	20	28	32	12	±9	3.2	±0.2	
O4 – O6	100	±0	4	17	25	37	17	±8	3.4	±0.2	

Note. Percent responding are Service members who answered the question.

NR: Not reportable

9. How much do you agree or disagree with each of the following statements?

h. I really feel as if the military's values are my own.

1. Strongly disagree  
4. Agree

2. Disagree  
5. Strongly agree

3. Neither agree nor disagree

	Percent Responding		Percentages					Max ME	Average Agreement		
			1	2	3	4	5				
<b>TOTAL DOD</b>	100	±1	5	8	22	42	23	±2	3.7	±0.1	
Female	99	±1	5	10	26	42	18	±2	3.6	±0.1	
Male	100	±1	5	8	22	42	23	±2	3.7	±0.1	
<b>TOTAL COAST GUARD</b>	100	±1	3	7	25	48	18	±3	3.7	±0.1	
Enlisted	100	±1	3	7	27	46	17	±3	3.7	±0.1	
E1 – E4	100	±1	4	8	27	43	17	±7	3.6	±0.2	
E1 – E3	100	±0	6	11	23	36	NR	±13	3.6	±0.4	
E4	100	±1	4	7	29	46	15	±6	3.6	±0.1	
E5 – E9	100	±1	2	7	26	48	16	±3	3.7	±0.1	
E5 – E6	100	±1	3	8	27	47	15	±4	3.6	±0.1	
E7 – E9	100	±1	1	4	23	53	19	±5	3.8	±0.1	
Officers	100	±1	1	5	17	52	24	±5	3.9	±0.1	
O1 – O3	100	±1	2	6	20	50	22	±8	3.8	±0.2	
O4 – O6	100	±0	1	4	12	51	32	±7	4.1	±0.2	
Non-Hispanic White	100	±1	2	6	25	48	18	±3	3.7	±0.1	
Total Minority	100	±1	3	8	24	45	20	±8	3.7	±0.2	
Non-Hispanic Black	100	±1	7	8	27	47	12	±10	3.5	±0.3	
Hispanic	99	±2	1	7	23	43	25	±16	3.8	±0.3	
<b>COAST GUARD FEMALES</b>	100	±1	3	10	25	48	14	±6	3.6	±0.2	
Enlisted	100	±0	4	11	28	44	13	±7	3.5	±0.2	
E1 – E4	100	±0	5	12	27	41	14	±12	3.5	±0.3	
E5 – E9	100	±0	3	10	29	46	11	±8	3.5	±0.2	
Officers	100	±1	1	5	14	62	18	±13	3.9	±0.2	
O1 – O3	100	±1	1	2	15	67	15	±17	4.0	±0.2	
O4 – O6	100	±0	1	5	14	NR	NR	±7	4.0	±0.3	
<b>COAST GUARD MALES</b>	100	±1	3	6	25	48	19	±3	3.7	±0.1	
Enlisted	100	±1	3	7	26	47	17	±3	3.7	±0.1	
E1 – E4	100	±1	4	7	27	43	18	±8	3.6	±0.2	
E5 – E9	100	±1	2	7	26	49	17	±3	3.7	±0.1	
Officers	100	±0	1	5	18	51	25	±6	3.9	±0.1	
O1 – O3	100	±0	3	6	21	46	23	±9	3.8	±0.2	
O4 – O6	100	±0	1	4	12	51	33	±8	4.1	±0.2	

Note. Percent responding are Service members who answered the question.

NR: Not reportable

**9. How much do you agree or disagree with each of the following statements?****i. I would have difficulty finding a job if I left the military.**

1. Strongly disagree

2. Disagree

3. Neither agree nor disagree

4. Agree

5. Strongly agree

	Percent Responding		Percentages					Max ME	Average Agreement		
			1	2	3	4	5				
<b>TOTAL DOD</b>	99	±1	38	34	17	7	3	±2	2.0	±0.1	
Female	99	±1	35	37	16	9	3	±2	2.1	±0.1	
Male	99	±1	38	34	17	7	4	±2	2.0	±0.1	
<b>TOTAL COAST GUARD</b>	100	±1	29	36	21	11	3	±3	2.2	±0.1	
Enlisted	99	±1	26	35	23	13	3	±3	2.3	±0.1	
E1 – E4	100	±1	24	35	23	16	3	±7	2.4	±0.2	
E1 – E3	100	±0	27	23	23	NR	3	±12	2.5	±0.4	
E4	99	±1	22	40	23	12	3	±6	2.3	±0.2	
E5 – E9	99	±1	27	35	23	11	4	±3	2.3	±0.1	
E5 – E6	99	±1	27	34	24	11	4	±4	2.3	±0.1	
E7 – E9	99	±1	29	38	21	9	3	±5	2.2	±0.1	
Officers	100	±1	42	39	11	6	1	±5	1.8	±0.1	
O1 – O3	100	±1	47	40	7	5	2	±8	1.7	±0.2	
O4 – O6	100	±0	48	35	14	3	0	±7	1.7	±0.2	
Non-Hispanic White	100	±1	30	35	20	11	3	±3	2.2	±0.1	
Total Minority	99	±1	26	37	22	12	2	±10	2.3	±0.2	
Non-Hispanic Black	98	±3	32	34	25	9	1	±11	2.1	±0.2	
Hispanic	99	±2	21	37	22	NR	4	±10	2.4	±0.3	
<b>COAST GUARD FEMALES</b>	100	±1	29	37	21	11	1	±6	2.2	±0.2	
Enlisted	100	±1	24	39	24	12	1	±7	2.3	±0.2	
E1 – E4	100	±0	19	34	32	14	NR	±12	2.4	±0.3	
E5 – E9	99	±2	27	42	18	11	2	±8	2.2	±0.2	
Officers	100	±0	49	32	9	9	0	±13	1.8	±0.3	
O1 – O3	100	±0	NR	25	NR	NR	0	±17	1.9	±0.4	
O4 – O6	100	±0	NR	NR	6	2	1	±4	1.5	±0.2	
<b>COAST GUARD MALES</b>	100	±1	29	36	21	11	3	±3	2.2	±0.1	
Enlisted	99	±1	26	35	23	13	4	±4	2.3	±0.1	
E1 – E4	99	±1	24	35	21	16	3	±8	2.4	±0.2	
E5 – E9	99	±1	27	34	24	11	4	±3	2.3	±0.1	
Officers	100	±1	42	40	12	6	1	±6	1.8	±0.1	
O1 – O3	100	±1	46	43	6	3	2	±9	1.7	±0.2	
O4 – O6	100	±0	47	35	15	3	0	±8	1.8	±0.2	

Note. Percent responding are Service members who answered the question.

NR: Not reportable

9. How much do you agree or disagree with each of the following statements?

j. Generally, on a day-to-day basis, I am proud to be in the military.

1. Strongly disagree  
4. Agree

2. Disagree  
5. Strongly agree

3. Neither agree nor disagree

	Percent Responding		Percentages					Max ME	Average Agreement		
			1	2	3	4	5				
<b>TOTAL DOD</b>	100	±1	2	2	10	43	43	±2	4.2	±0.1	
Female	100	±1	2	2	12	47	37	±2	4.1	±0.1	
Male	100	±1	2	2	10	42	44	±2	4.2	±0.1	
<b>TOTAL COAST GUARD</b>	100	±1	0	1	8	46	44	±3	4.3	±0.1	
Enlisted	100	±1	1	2	10	48	40	±3	4.2	±0.1	
E1 – E4	100	±1	1	2	16	46	35	±6	4.1	±0.1	
E1 – E3	99	±2	1	2	22	53	23	±14	4.0	±0.2	
E4	100	±1	1	2	14	43	39	±6	4.2	±0.1	
E5 – E9	100	±1	0	2	7	48	43	±3	4.3	±0.1	
E5 – E6	100	±1	0	2	8	50	40	±4	4.3	±0.1	
E7 – E9	100	±1	0	1	3	42	54	±5	4.5	±0.1	
Officers	100	±1	0	0	1	41	57	±5	4.6	±0.1	
O1 – O3	100	±0	0	0	2	50	49	±8	4.5	±0.1	
O4 – O6	100	±0	0	0	1	28	70	±7	4.7	±0.1	
Non-Hispanic White	100	±1	0	1	7	46	45	±3	4.3	±0.1	
Total Minority	99	±1	1	1	12	48	38	±6	4.2	±0.1	
Non-Hispanic Black	100	±1	2	3	15	43	37	±10	4.1	±0.2	
Hispanic	100	±1	1	0	9	53	37	±11	4.2	±0.2	
<b>COAST GUARD FEMALES</b>	100	±1	0	3	8	51	38	±6	4.2	±0.1	
Enlisted	100	±1	0	3	10	52	34	±7	4.2	±0.2	
E1 – E4	100	±0	NR	5	11	50	34	±12	4.1	±0.2	
E5 – E9	100	±1	1	2	10	53	34	±10	4.2	±0.2	
Officers	100	±0	0	0	2	48	50	±13	4.5	±0.2	
O1 – O3	100	±0	0	0	1	NR	NR	±1	4.4	±0.2	
O4 – O6	100	±0	0	1	3	NR	NR	±3	4.6	±0.2	
<b>COAST GUARD MALES</b>	100	±1	1	1	8	46	44	±3	4.3	±0.1	
Enlisted	100	±1	1	1	10	47	41	±3	4.3	±0.1	
E1 – E4	100	±1	1	1	17	46	35	±7	4.1	±0.1	
E5 – E9	100	±1	0	2	6	48	44	±3	4.3	±0.1	
Officers	100	±1	0	0	1	40	58	±6	4.6	±0.1	
O1 – O3	100	±0	0	0	2	48	50	±9	4.5	±0.1	
O4 – O6	100	±0	0	0	1	28	71	±8	4.7	±0.1	

Note. Percent responding are Service members who answered the question.

NR: Not reportable

**9. How much do you agree or disagree with each of the following statements?****k. If I left the military, I would feel like I had let my country down.**1. Strongly disagree  
4. Agree2. Disagree  
5. Strongly agree

3. Neither agree nor disagree

	Percent Responding		Percentages					Max ME	Average Agreement		
			1	2	3	4	5				
<b>TOTAL DOD</b>	100	±1	29	36	21	9	5	±2	2.3	±0.1	
Female	100	±1	27	39	23	8	3	±2	2.2	±0.1	
Male	100	±1	29	36	20	9	5	±2	2.3	±0.1	
<b>TOTAL COAST GUARD</b>	100	±1	23	42	24	8	3	±3	2.3	±0.1	
Enlisted	100	±1	23	42	25	8	3	±3	2.3	±0.1	
E1 – E4	100	±1	22	39	26	10	3	±8	2.3	±0.2	
E1 – E3	100	±0	18	29	33	NR	2	±13	2.6	±0.4	
E4	100	±1	23	43	24	6	3	±6	2.2	±0.2	
E5 – E9	100	±1	23	43	24	7	2	±3	2.2	±0.1	
E5 – E6	100	±1	24	43	24	7	3	±4	2.2	±0.1	
E7 – E9	100	±1	22	47	23	7	2	±5	2.2	±0.1	
Officers	100	±1	25	42	23	6	4	±5	2.2	±0.1	
O1 – O3	100	±1	26	40	24	5	5	±8	2.2	±0.2	
O4 – O6	100	±0	27	44	19	7	3	±7	2.1	±0.2	
Non-Hispanic White	100	±1	23	43	24	7	3	±3	2.2	±0.1	
Total Minority	99	±1	23	39	24	11	3	±10	2.3	±0.2	
Non-Hispanic Black	100	±1	30	37	26	5	2	±10	2.1	±0.2	
Hispanic	99	±2	19	36	24	NR	5	±10	2.5	±0.3	
<b>COAST GUARD FEMALES</b>	100	±0	25	40	27	7	1	±6	2.2	±0.2	
Enlisted	100	±0	24	40	29	7	1	±7	2.2	±0.2	
E1 – E4	100	±0	13	40	36	11	NR	±12	2.4	±0.2	
E5 – E9	100	±0	31	40	24	4	2	±9	2.1	±0.2	
Officers	100	±0	30	42	21	7	0	±14	2.1	±0.3	
O1 – O3	100	±0	28	NR	23	9	0	±18	2.1	±0.4	
O4 – O6	100	±0	NR	NR	NR	4	1	±3	NR		
<b>COAST GUARD MALES</b>	100	±1	23	42	24	8	3	±3	2.3	±0.1	
Enlisted	100	±1	23	42	24	8	3	±4	2.3	±0.1	
E1 – E4	100	±1	23	39	25	10	3	±10	2.3	±0.2	
E5 – E9	100	±1	22	44	24	8	3	±3	2.2	±0.1	
Officers	100	±1	25	42	23	6	4	±6	2.2	±0.2	
O1 – O3	100	±1	26	40	24	4	6	±9	2.3	±0.2	
O4 – O6	100	±0	27	44	19	7	3	±8	2.2	±0.2	

Note. Percent responding are Service members who answered the question.

NR: Not reportable

**9. How much do you agree or disagree with each of the following statements?**

**I. I continue to serve in the military because leaving would require considerable sacrifice.**

1. Strongly disagree                      2. Disagree                      3. Neither agree nor disagree  
4. Agree                      5. Strongly agree

	Percent Responding		Percentages					Max ME	Average Agreement		
			1	2	3	4	5				
<b>TOTAL DOD</b>	100	±1	18	34	27	16	6	±1	2.6	±0.1	
Female	100	±1	18	35	26	16	5	±2	2.6	±0.1	
Male	100	±1	18	33	27	16	6	±2	2.6	±0.1	
<b>TOTAL COAST GUARD</b>	99	±1	12	31	31	20	6	±3	2.8	±0.1	
Enlisted	99	±1	10	29	31	22	7	±3	2.9	±0.1	
E1 – E4	99	±1	11	30	31	19	9	±9	2.8	±0.2	
E1 – E3	99	±2	13	25	28	18	NR	±12	NR		
E4	99	±1	10	32	32	19	6	±6	2.8	±0.2	
E5 – E9	99	±1	10	28	31	24	7	±3	2.9	±0.1	
E5 – E6	99	±1	10	28	31	25	7	±4	2.9	±0.1	
E7 – E9	99	±1	10	30	34	20	5	±5	2.8	±0.1	
Officers	100	±1	16	38	31	13	2	±5	2.5	±0.1	
O1 – O3	99	±2	17	37	31	11	4	±8	2.5	±0.2	
O4 – O6	100	±1	17	41	29	11	1	±7	2.4	±0.2	
Non-Hispanic White	100	±1	12	31	31	20	6	±3	2.8	±0.1	
Total Minority	99	±2	9	30	31	20	9	±11	2.9	±0.2	
Non-Hispanic Black	99	±2	11	27	39	19	4	±11	2.8	±0.2	
Hispanic	98	±3	8	30	30	18	NR	±9	3.0	±0.4	
<b>COAST GUARD FEMALES</b>	99	±2	14	32	27	23	4	±6	2.7	±0.2	
Enlisted	99	±2	13	31	26	25	5	±7	2.8	±0.2	
E1 – E4	99	±3	9	33	25	28	4	±12	2.9	±0.3	
E5 – E9	99	±2	16	30	27	23	5	±8	2.7	±0.2	
Officers	98	±4	16	36	33	14	1	±14	2.5	±0.3	
O1 – O3	97	±6	14	36	NR	NR	1	±17	2.5	±0.4	
O4 – O6	100	±0	14	NR	NR	11	1	±7	2.4	±0.2	
<b>COAST GUARD MALES</b>	100	±1	11	31	32	20	7	±3	2.8	±0.1	
Enlisted	99	±1	10	29	32	22	8	±4	2.9	±0.1	
E1 – E4	100	±1	11	30	32	17	9	±10	2.8	±0.2	
E5 – E9	99	±1	9	28	32	24	7	±3	2.9	±0.1	
Officers	100	±1	16	38	30	13	2	±6	2.5	±0.1	
O1 – O3	100	±0	18	37	30	11	4	±9	2.5	±0.2	
O4 – O6	100	±1	18	41	29	11	1	±8	2.4	±0.2	

Note. Percent responding are Service members who answered the question.  
NR: Not reportable

**9. How much do you agree or disagree with each of the following statements?****m. I feel like being a member of the military can help me achieve what I want in life.**1. Strongly disagree  
4. Agree2. Disagree  
5. Strongly agree

3. Neither agree nor disagree

	Percent Responding		Percentages					Max ME	Average Agreement		
			1	2	3	4	5				
<b>TOTAL DOD</b>	100	±1	5	8	20	47	21	±2	3.7	±0.1	
Female	100	±1	5	8	23	46	18	±2	3.6	±0.1	
Male	100	±1	5	7	19	48	21	±2	3.7	±0.1	
<b>TOTAL COAST GUARD</b>	100	±1	2	4	19	55	19	±3	3.8	±0.1	
Enlisted	100	±1	3	5	20	53	19	±3	3.8	±0.1	
E1 – E4	100	±1	3	4	21	51	21	±7	3.8	±0.2	
E1 – E3	99	±2	3	6	18	40	NR	±13	3.9	±0.3	
E4	100	±1	3	4	22	55	17	±6	3.8	±0.1	
E5 – E9	100	±1	2	5	20	55	18	±3	3.8	±0.1	
E5 – E6	100	±1	3	6	21	53	18	±4	3.8	±0.1	
E7 – E9	100	±1	2	3	19	59	17	±5	3.9	±0.1	
Officers	100	±1	2	2	15	63	18	±5	3.9	±0.1	
O1 – O3	100	±0	2	3	18	57	20	±8	3.9	±0.2	
O4 – O6	100	±1	1	2	11	67	20	±7	4.0	±0.1	
Non-Hispanic White	100	±1	2	4	20	57	17	±3	3.8	±0.1	
Total Minority	100	±1	2	5	17	51	25	±8	3.9	±0.2	
Non-Hispanic Black	100	±1	2	4	19	52	22	±10	3.9	±0.2	
Hispanic	100	±1	2	4	18	48	28	±15	4.0	±0.3	
<b>COAST GUARD FEMALES</b>	100	±1	3	5	22	52	17	±6	3.8	±0.2	
Enlisted	100	±0	2	5	25	50	17	±7	3.7	±0.2	
E1 – E4	100	±0	2	5	28	49	16	±12	3.7	±0.2	
E5 – E9	100	±0	3	6	23	51	17	±9	3.7	±0.2	
Officers	100	±1	6	4	12	58	20	±13	3.8	±0.3	
O1 – O3	100	±0	NR	6	15	NR	18	±17	3.8	±0.3	
O4 – O6	99	±1	1	2	9	NR	NR	±5	4.1	±0.2	
<b>COAST GUARD MALES</b>	100	±1	2	4	19	56	19	±3	3.8	±0.1	
Enlisted	100	±1	3	5	20	54	19	±4	3.8	±0.1	
E1 – E4	100	±1	3	4	19	51	22	±8	3.8	±0.2	
E5 – E9	100	±1	2	5	20	55	18	±3	3.8	±0.1	
Officers	100	±0	1	2	15	64	17	±6	3.9	±0.1	
O1 – O3	100	±0	2	2	19	57	20	±9	3.9	±0.2	
O4 – O6	100	±0	1	1	11	68	18	±7	4.0	±0.1	

Note. Percent responding are Service members who answered the question.

NR: Not reportable

**9. How much do you agree or disagree with each of the following statements?**

**n. One of the problems with leaving the military would be the lack of available alternatives.**

1. Strongly disagree  
4. Agree

2. Disagree  
5. Strongly agree

3. Neither agree nor disagree

	Percent Responding		Percentages					Max ME	Average Agreement		
			1	2	3	4	5				
<b>TOTAL DOD</b>	100	±1	23	35	23	14	5	±2	2.4	±0.1	
Female	100	±1	23	35	22	15	5	±2	2.4	±0.1	
Male	100	±1	23	34	23	14	5	±2	2.4	±0.1	
<b>TOTAL COAST GUARD</b>	100	±1	16	34	25	21	4	±3	2.6	±0.1	
Enlisted	100	±1	13	32	27	24	5	±3	2.8	±0.1	
E1 – E4	100	±1	14	30	25	26	5	±7	2.8	±0.2	
E1 – E3	100	±0	18	21	26	34	2	±18	2.8	±0.4	
E4	99	±1	12	33	25	23	7	±6	2.8	±0.2	
E5 – E9	100	±1	13	33	28	22	5	±3	2.7	±0.1	
E5 – E6	100	±1	12	32	27	23	6	±4	2.8	±0.1	
E7 – E9	100	±1	16	34	29	18	2	±5	2.6	±0.1	
Officers	100	±1	26	45	17	11	1	±5	2.2	±0.1	
O1 – O3	100	±1	25	46	17	10	2	±8	2.2	±0.2	
O4 – O6	100	±1	33	48	10	9	1	±7	2.0	±0.2	
Non-Hispanic White	100	±1	17	35	24	20	4	±3	2.6	±0.1	
Total Minority	99	±1	13	33	27	23	4	±8	2.7	±0.2	
Non-Hispanic Black	99	±2	15	36	29	17	3	±10	2.6	±0.3	
Hispanic	98	±2	12	28	26	30	4	±15	2.9	±0.3	
<b>COAST GUARD FEMALES</b>	100	±1	15	39	23	19	4	±6	2.6	±0.2	
Enlisted	99	±1	12	38	25	21	5	±7	2.7	±0.2	
E1 – E4	100	±0	7	39	32	18	4	±12	2.7	±0.3	
E5 – E9	99	±2	15	36	19	24	5	±8	2.7	±0.2	
Officers	100	±1	29	45	16	10	0	±14	2.1	±0.3	
O1 – O3	100	±1	28	NR	NR	NR	0	±17	2.1	±0.4	
O4 – O6	99	±1	26	62	7	5	1	±15	1.9	±0.1	
<b>COAST GUARD MALES</b>	100	±1	16	34	25	21	4	±3	2.6	±0.1	
Enlisted	100	±1	13	31	27	24	5	±4	2.8	±0.1	
E1 – E4	100	±1	15	29	24	27	5	±8	2.8	±0.2	
E5 – E9	100	±1	12	32	29	22	5	±3	2.7	±0.1	
Officers	100	±1	25	45	18	11	2	±6	2.2	±0.2	
O1 – O3	100	±0	25	47	16	10	2	±9	2.2	±0.2	
O4 – O6	100	±1	34	46	10	9	1	±8	2.0	±0.2	

Note. Percent responding are Service members who answered the question.  
NR: Not reportable



**9. How much do you agree or disagree with each of the following statements?****o. I am committed to making the military my career.**

1. Strongly disagree  
4. Agree

2. Disagree  
5. Strongly agree

3. Neither agree nor disagree

	Percent Responding		Percentages					Max ME	Average Agreement		
			1	2	3	4	5				
<b>TOTAL DOD</b>	100	±1	14	11	26	24	26	±1	3.4	±0.1	
Female	100	±1	16	14	28	22	20	±2	3.2	±0.1	
Male	100	±1	13	10	26	24	27	±2	3.4	±0.1	
<b>TOTAL COAST GUARD</b>	100	±1	5	8	23	33	30	±3	3.7	±0.1	
Enlisted	100	±1	7	9	26	31	27	±3	3.6	±0.1	
E1 – E4	100	±1	11	14	40	17	18	±7	3.2	±0.2	
E1 – E3	100	±0	12	16	41	13	NR	±13	NR		
E4	100	±1	10	14	39	18	18	±6	3.2	±0.2	
E5 – E9	100	±1	4	6	17	39	33	±3	3.9	±0.1	
E5 – E6	100	±1	5	8	21	38	27	±4	3.7	±0.1	
E7 – E9	100	±1	0	1	5	43	51	±5	4.4	±0.1	
Officers	100	±0	1	3	15	40	41	±5	4.2	±0.1	
O1 – O3	100	±0	2	7	27	40	25	±8	3.8	±0.2	
O4 – O6	100	±0	0	1	5	33	61	±7	4.5	±0.1	
Non-Hispanic White	100	±1	6	8	22	34	31	±3	3.8	±0.1	
Total Minority	100	±1	5	7	29	31	28	±7	3.7	±0.2	
Non-Hispanic Black	100	±1	5	7	23	39	26	±10	3.7	±0.3	
Hispanic	100	±1	5	6	34	24	31	±14	3.7	±0.3	
<b>COAST GUARD FEMALES</b>	100	±0	10	13	26	31	21	±6	3.4	±0.2	
Enlisted	100	±0	12	13	27	28	19	±7	3.3	±0.2	
E1 – E4	100	±0	13	16	42	15	14	±12	3.0	±0.3	
E5 – E9	100	±0	12	12	16	38	23	±10	3.5	±0.2	
Officers	100	±0	1	10	23	39	28	±14	3.8	±0.3	
O1 – O3	100	±0	1	14	32	37	17	±18	3.5	±0.4	
O4 – O6	100	±0	0	1	6	NR	NR	±4	4.4	±0.2	
<b>COAST GUARD MALES</b>	100	±1	5	7	23	33	31	±3	3.8	±0.1	
Enlisted	100	±1	6	9	25	32	28	±3	3.7	±0.1	
E1 – E4	100	±1	10	14	39	17	19	±8	3.2	±0.2	
E5 – E9	100	±1	3	6	17	40	34	±3	4.0	±0.1	
Officers	100	±0	1	2	14	40	43	±6	4.2	±0.1	
O1 – O3	100	±0	2	5	25	41	27	±9	3.9	±0.2	
O4 – O6	100	±0	0	0	5	33	62	±8	4.5	±0.1	

Note. Percent responding are Service members who answered the question.

NR: Not reportable

9. Affective Commitment scale: Constructed from Q9a-b, Q9e, Q9h, Q9j, and Q9m. Affective Commitment can be defined as an emotional attachment to, an identification with, and an involvement in an organization.

	Percent Responding		Mean	Max ME	Affective Commitment
<b>TOTAL DOD</b>	100	±1	3.9	±0.1	
Female	100	±1	3.8	±0.1	
Male	100	±1	3.9	±0.1	
<b>TOTAL COAST GUARD</b>	100	±1	4.0	±0.1	
Enlisted	100	±1	3.9	±0.1	
E1 – E4	100	±1	3.8	±0.1	
E1 – E3	100	±0	3.8	±0.3	
E4	100	±1	3.8	±0.1	
E5 – E9	100	±1	4.0	±0.1	
E5 – E6	100	±1	3.9	±0.1	
E7 – E9	100	±1	4.2	±0.1	
Officers	100	±0	4.2	±0.1	
O1 – O3	100	±0	4.1	±0.1	
O4 – O6	100	±0	4.4	±0.1	
Non-Hispanic White	100	±1	4.0	±0.1	
Total Minority	100	±1	4.0	±0.1	
Non-Hispanic Black	100	±1	3.8	±0.2	
Hispanic	100	±1	4.0	±0.2	
<b>COAST GUARD FEMALES</b>	100	±0	3.9	±0.1	
Enlisted	100	±0	3.8	±0.1	
E1 – E4	100	±0	3.7	±0.2	
E5 – E9	100	±0	3.8	±0.2	
Officers	100	±0	4.1	±0.2	
O1 – O3	100	±0	4.1	±0.2	
O4 – O6	100	±0	4.3	±0.2	
<b>COAST GUARD MALES</b>	100	±1	4.0	±0.1	
Enlisted	100	±1	4.0	±0.1	
E1 – E4	100	±1	3.8	±0.1	
E5 – E9	100	±1	4.0	±0.1	
Officers	100	±0	4.2	±0.1	
O1 – O3	100	±0	4.2	±0.1	
O4 – O6	100	±0	4.4	±0.1	

Note. Percent responding are Service members who answered the question. The scale ranges from 1 to 5. Higher scores indicate stronger Affective Commitment. Cronbach's coefficient alpha = 0.89.

**9. Continuance Commitment scale: Constructed from Q9c, Q9f, Q9i, Q9l, and Q9n. Continuance Commitment can be defined as an attachment based on the perceived costs associated with leaving an organization.**

	Percent Responding		Mean	Max ME	Continuance Commitment
<b>TOTAL DOD</b>	100	±1	2.8	±0.1	
Female	100	±1	2.8	±0.1	
Male	100	±1	2.8	±0.1	
<b>TOTAL COAST GUARD</b>	100	±1	3.0	±0.1	
Enlisted	100	±1	3.1	±0.1	
E1 – E4	100	±1	3.0	±0.2	
E1 – E3	100	±0	3.0	±0.4	
E4	100	±1	3.0	±0.1	
E5 – E9	100	±1	3.1	±0.1	
E5 – E6	100	±1	3.1	±0.1	
E7 – E9	100	±1	3.0	±0.1	
Officers	100	±0	2.7	±0.1	
O1 – O3	100	±0	2.7	±0.2	
O4 – O6	100	±0	2.6	±0.1	
Non-Hispanic White	100	±1	3.0	±0.1	
Total Minority	100	±1	3.0	±0.2	
Non-Hispanic Black	100	±1	2.9	±0.2	
Hispanic	100	±1	3.1	±0.3	
<b>COAST GUARD FEMALES</b>	100	±0	3.0	±0.1	
Enlisted	100	±0	3.0	±0.2	
E1 – E4	100	±0	3.1	±0.2	
E5 – E9	100	±0	3.0	±0.2	
Officers	100	±0	2.7	±0.2	
O1 – O3	100	±0	2.7	±0.3	
O4 – O6	100	±0	2.6	±0.2	
<b>COAST GUARD MALES</b>	100	±1	3.0	±0.1	
Enlisted	100	±1	3.1	±0.1	
E1 – E4	100	±1	3.0	±0.2	
E5 – E9	100	±1	3.1	±0.1	
Officers	100	±0	2.8	±0.1	
O1 – O3	100	±0	2.7	±0.2	
O4 – O6	100	±0	2.6	±0.1	

Note. Percent responding are Service members who answered the question. The scale ranges from 1 to 5. Higher scores indicate stronger Continuance Commitment. Cronbach's coefficient alpha = 0.79.

9. Normative Commitment scale: Constructed from Q9d, Q9g, and Q9k. Normative Commitment can be defined as a sense of obligation to remain in an organization.

	Percent Responding		Mean	Max ME	Normative Commitment
<b>TOTAL DOD</b>	100	±1	2.6	±0.1	
Female	100	±1	2.5	±0.1	
Male	100	±1	2.6	±0.1	
<b>TOTAL COAST GUARD</b>	100	±1	2.6	±0.1	
Enlisted	100	±1	2.6	±0.1	
E1 – E4	100	±1	2.6	±0.2	
E1 – E3	100	±0	2.6	±0.3	
E4	100	±1	2.5	±0.1	
E5 – E9	100	±1	2.6	±0.1	
E5 – E6	100	±1	2.6	±0.1	
E7 – E9	100	±1	2.6	±0.1	
Officers	100	±0	2.6	±0.1	
O1 – O3	100	±0	2.6	±0.2	
O4 – O6	100	±0	2.6	±0.2	
Non-Hispanic White	100	±1	2.6	±0.1	
Total Minority	100	±1	2.6	±0.2	
Non-Hispanic Black	100	±1	2.4	±0.2	
Hispanic	99	±2	2.7	±0.2	
<b>COAST GUARD FEMALES</b>	100	±0	2.5	±0.1	
Enlisted	100	±0	2.5	±0.2	
E1 – E4	100	±0	2.6	±0.2	
E5 – E9	100	±0	2.4	±0.2	
Officers	100	±0	2.5	±0.3	
O1 – O3	100	±0	2.5	±0.3	
O4 – O6	100	±0	NR		
<b>COAST GUARD MALES</b>	100	±1	2.6	±0.1	
Enlisted	100	±1	2.6	±0.1	
E1 – E4	100	±1	2.6	±0.2	
E5 – E9	100	±1	2.6	±0.1	
Officers	100	±0	2.6	±0.1	
O1 – O3	100	±0	2.6	±0.2	
O4 – O6	100	±0	2.6	±0.2	

Note. Percent responding are Service members who answered the question. The scale ranges from 1 to 5. Higher scores indicate stronger Normative Commitment.  
Cronbach's coefficient alpha = 0.79.  
NR: Not reportable

**10. In the past 12 months, how many nights have you been away from your permanent duty station because of your military duties?**

1. 0 nights

2. 1 - 29 nights

3. 30 - 89 nights

4. 90 - 179 nights

5. 180 - 269 nights

6. 270 - 365 nights

	Percent Responding		Percentages						Max ME	Average Nights Away		
			1	2	3	4	5	6				
<b>TOTAL DOD</b>	100	±1	28	19	20	14	13	5	±1	73.8	±2.1	
Female	100	±1	41	21	16	11	8	3	±2	50.9	±2.2	
Male	100	±1	26	18	21	15	14	6	±2	77.7	±2.4	
<b>TOTAL COAST GUARD</b>	100	±1	24	31	25	12	7	1	±3	46.3	±2.8	
Enlisted	100	±1	29	28	23	12	8	1	±3	45.3	±3.2	
E1 – E4	100	±1	36	26	19	12	6	1	±6	41.2	±6.2	
E1 – E3	99	±3	49	24	15	8	4	NR	±14	28.0	±11.7	
E4	100	±0	30	27	20	14	7	1	±5	46.4	±6.8	
E5 – E9	100	±1	25	29	25	11	9	0	±3	47.7	±3.4	
E5 – E6	100	±1	27	29	24	11	9	0	±3	47.2	±4.1	
E7 – E9	100	±0	20	31	28	12	9	1	±5	49.1	±5.7	
Officers	100	±0	7	40	36	11	6	1	±5	50.2	±5.4	
O1 – O3	100	±0	6	31	37	16	9	1	±8	63.4	±9.6	
O4 – O6	100	±0	5	55	31	5	5	0	±7	36.3	±5.7	
Non-Hispanic White	100	±1	23	32	27	11	7	1	±3	45.2	±2.9	
Total Minority	99	±2	28	27	21	14	9	0	±8	49.3	±7.2	
Non-Hispanic Black	100	±0	37	29	20	6	8	0	±10	38.2	±12.8	
Hispanic	100	±1	30	28	15	18	9	0	±15	50.4	±12.2	
<b>COAST GUARD FEMALES</b>	100	±0	35	31	19	10	4	1	±6	34.8	±6.4	
Enlisted	100	±0	43	28	16	8	3	0	±7	29.0	±6.4	
E1 – E4	100	±0	49	23	15	9	3	1	±11	29.4	±12.7	
E5 – E9	100	±0	40	31	17	8	4	0	±8	28.8	±6.4	
Officers	100	±0	4	42	30	16	5	NR	±14	56.5	±16.3	
O1 – O3	100	±0	4	NR	20	NR	6	NR	±17	64.8	±23.4	
O4 – O6	100	±0	5	NR	NR	8	1	0	±5	32.6	±3.8	
<b>COAST GUARD MALES</b>	100	±1	23	31	26	12	8	0	±3	47.9	±3.0	
Enlisted	100	±1	27	28	24	12	8	1	±4	47.5	±3.5	
E1 – E4	100	±1	34	27	19	13	7	1	±7	43.0	±6.9	
E5 – E9	100	±1	23	29	26	12	9	0	±3	50.1	±3.8	
Officers	100	±0	7	39	36	10	7	0	±6	49.3	±5.8	
O1 – O3	100	±0	7	27	41	15	10	1	±9	63.1	±10.5	
O4 – O6	100	±0	5	56	30	4	5	0	±8	36.7	±6.2	

Note. Percent responding are Service members who answered the question.
































NR: Not reportable

# 11. Have you ever been deployed longer than 30 consecutive days?

1. Yes, but not in the past 12 months

2. Yes, in the past 12 months

3. No

	Percent Responding		Percentages			Max ME	Percentage Reporting Yes		
			1	2	3				
<b>TOTAL DOD</b>	100	±1	37	35	28	±2	72.0	±1.0	
Female	100	±1	32	24	45	±2	55.0	±2.0	
Male	100	±1	38	37	25	±2	75.0	±2.0	
<b>TOTAL COAST GUARD</b>	100	±1	50	19	32	±3	68.0	±3.0	
Enlisted	100	±1	45	19	36	±3	64.0	±3.0	
E1 – E4	100	±1	22	19	59	±6	41.0	±6.0	
E1 – E3	100	±0	8	14	78	±11	22.0	±11.0	
E4	100	±1	28	21	51	±6	49.0	±6.0	
E5 – E9	100	±0	58	20	22	±3	78.0	±3.0	
E5 – E6	100	±0	54	20	25	±4	75.0	±3.0	
E7 – E9	100	±0	70	17	12	±5	88.0	±4.0	
Officers	100	±0	69	17	15	±5	85.0	±4.0	
O1 – O3	100	±0	61	21	18	±8	82.0	±7.0	
O4 – O6	100	±0	75	12	13	±6	87.0	±5.0	
Non-Hispanic White	100	±1	52	18	30	±3	70.0	±3.0	
Total Minority	100	±0	42	22	36	±7	64.0	±7.0	
Non-Hispanic Black	100	±0	45	15	39	±10	61.0	±10.0	
Hispanic	100	±0	38	24	38	±13	62.0	±13.0	
<b>COAST GUARD FEMALES</b>	100	±0	39	13	48	±6	52.0	±6.0	
Enlisted	100	±0	37	12	52	±6	48.0	±6.0	
E1 – E4	100	±0	24	10	66	±11	34.0	±11.0	
E5 – E9	100	±0	45	13	42	±8	58.0	±8.0	
Officers	100	±0	50	17	33	±14	67.0	±14.0	
O1 – O3	100	±0	NR	22	28	±18	72.0	±18.0	
O4 – O6	100	±0	NR	8	NR	±5	NR		
<b>COAST GUARD MALES</b>	100	±1	51	20	29	±3	71.0	±3.0	
Enlisted	100	±1	46	20	34	±3	66.0	±3.0	
E1 – E4	100	±1	22	20	58	±6	42.0	±6.0	
E5 – E9	100	±0	60	20	20	±3	80.0	±3.0	
Officers	100	±0	71	16	12	±5	88.0	±4.0	
O1 – O3	100	±0	64	21	16	±9	84.0	±8.0	
O4 – O6	100	±0	76	13	11	±7	89.0	±5.0	

Note. Percent responding are Service members who answered the question.

NR: Not reportable

**12. Since September 11, 2001, how many times have you been deployed for any of the following operations?****a. Operation Noble Eagle**

0. 0 times

1. 1 time

2. 2 times

3. 3 or more times

	Percent Responding		Percentages				Max ME	Percentage Deployed		
			0	1	2	3				
<b>TOTAL DOD</b>	70	±1	92	6	1	1	±1	8.0	±1.0	
Female	78	±2	97	3	0	0	±1	3.0	±1.0	
Male	68	±2	92	6	1	1	±1	8.0	±1.0	
<b>TOTAL COAST GUARD</b>	90	±2	88	5	2	5	±2	12.0	±2.0	
Enlisted	89	±2	89	4	2	5	±2	11.0	±2.0	
E1 – E4	92	±3	98	1	1	1	±2	2.0	±2.0	
E1 – E3	95	±4	NR	NR	NR	NR		NR		
E4	91	±3	97	1	1	2	±3	3.0	±3.0	
E5 – E9	88	±2	85	6	3	7	±3	15.0	±3.0	
E5 – E6	87	±3	85	6	2	6	±3	15.0	±3.0	
E7 – E9	88	±4	81	6	3	9	±5	19.0	±5.0	
Officers	91	±3	84	7	2	7	±5	16.0	±5.0	
O1 – O3	91	±5	80	7	3	10	±7	20.0	±7.0	
O4 – O6	94	±3	90	5	2	4	±6	10.0	±6.0	
Non-Hispanic White	90	±2	87	5	2	6	±2	13.0	±2.0	
Total Minority	89	±3	91	4	2	3	±3	9.0	±3.0	
Non-Hispanic Black	92	±6	88	6	1	5	±8	12.0	±8.0	
Hispanic	88	±5	93	3	2	2	±5	7.0	±5.0	
<b>COAST GUARD FEMALES</b>	94	±3	94	3	2	2	±3	6.0	±3.0	
Enlisted	94	±3	95	2	1	2	±3	5.0	±3.0	
E1 – E4	95	±5	98	NR	1	1	±7	2.0	±7.0	
E5 – E9	94	±3	93	4	1	3	±4	7.0	±4.0	
Officers	94	±7	89	5	NR	2	±11	11.0	±11.0	
O1 – O3	92	±10	85	7	NR	2	±16	15.0	±16.0	
O4 – O6	97	±2	96	1	0	2	±3	4.0	±3.0	
<b>COAST GUARD MALES</b>	89	±2	88	5	2	6	±2	12.0	±2.0	
Enlisted	89	±2	89	4	2	5	±2	11.0	±2.0	
E1 – E4	92	±3	98	1	1	1	±2	2.0	±2.0	
E5 – E9	87	±2	83	6	3	7	±3	17.0	±3.0	
Officers	90	±4	83	7	2	8	±5	17.0	±5.0	
O1 – O3	91	±5	79	7	2	12	±8	21.0	±8.0	
O4 – O6	94	±4	89	5	3	4	±6	11.0	±6.0	

Note. Percent responding are Service members who answered the question. Service members who had never been deployed longer than 30 consecutive days (Q11) are coded as "0 times."

NR: Not reportable

**12. Since September 11, 2001, how many times have you been deployed for any of the following operations?**

**b. Operation Enduring Freedom**

0. 0 times

1. 1 time

2. 2 times

3. 3 or more times

	Percent Responding		Percentages				Max ME	Percentage Deployed		
			0	1	2	3				
<b>TOTAL DOD</b>	83	±1	64	27	6	3	±1	36.0	±1.0	
Female	89	±1	73	22	3	1	±2	27.0	±2.0	
Male	83	±1	62	28	7	3	±2	38.0	±2.0	
<b>TOTAL COAST GUARD</b>	90	±2	88	7	2	3	±2	12.0	±2.0	
Enlisted	90	±2	88	7	2	3	±2	12.0	±2.0	
E1 – E4	93	±3	94	4	0	1	±3	6.0	±3.0	
E1 – E3	96	±4	98	2	NR	NR	±5	2.0	±5.0	
E4	92	±3	93	5	1	2	±3	7.0	±3.0	
E5 – E9	88	±2	84	9	3	5	±3	16.0	±3.0	
E5 – E6	88	±3	83	9	3	5	±3	17.0	±3.0	
E7 – E9	87	±4	86	7	2	4	±4	14.0	±4.0	
Officers	89	±4	89	5	1	4	±4	11.0	±4.0	
O1 – O3	90	±5	86	6	2	6	±7	14.0	±7.0	
O4 – O6	91	±4	94	5	0	1	±5	6.0	±5.0	
Non-Hispanic White	89	±2	88	6	2	4	±2	12.0	±2.0	
Total Minority	91	±3	88	8	2	2	±4	12.0	±4.0	
Non-Hispanic Black	95	±4	82	14	1	4	±9	18.0	±9.0	
Hispanic	89	±5	91	6	2	1	±5	9.0	±5.0	
<b>COAST GUARD FEMALES</b>	94	±3	92	5	2	2	±4	8.0	±4.0	
Enlisted	95	±3	92	4	2	2	±4	8.0	±4.0	
E1 – E4	96	±5	93	4	1	NR	±8	7.0	±8.0	
E5 – E9	95	±3	91	4	3	2	±5	9.0	±5.0	
Officers	91	±8	92	7	0	0	±12	8.0	±11.0	
O1 – O3	87	±12	NR	NR	0	0	±1	NR		
O4 – O6	97	±2	97	2	1	1	±3	3.0	±3.0	
<b>COAST GUARD MALES</b>	89	±2	88	7	2	4	±2	12.0	±2.0	
Enlisted	89	±2	87	7	2	4	±2	13.0	±2.0	
E1 – E4	93	±3	95	4	0	1	±3	5.0	±3.0	
E5 – E9	87	±2	83	10	3	5	±3	17.0	±3.0	
Officers	88	±4	89	5	1	4	±5	11.0	±5.0	
O1 – O3	90	±5	86	5	2	7	±8	14.0	±8.0	
O4 – O6	90	±5	94	5	0	1	±5	6.0	±5.0	

Note. Percent responding are Service members who answered the question. Service members who had never been deployed longer than 30 consecutive days (Q11) are coded as "0 times."

NR: Not reportable



**12. Since September 11, 2001, how many times have you been deployed for any of the following operations?****c. Operation Iraqi Freedom**

0. 0 times

1. 1 time

2. 2 times

3. 3 or more times

	Percent Responding		Percentages				Max ME	Percentage Deployed		
			0	1	2	3				
<b>TOTAL DOD</b>	91	±1	51	37	10	2	±2	49.0	±2.0	
Female	92	±1	66	28	5	1	±2	34.0	±2.0	
Male	91	±1	48	39	10	3	±2	52.0	±2.0	
<b>TOTAL COAST GUARD</b>	88	±2	94	5	1	1	±2	6.0	±2.0	
Enlisted	88	±2	93	5	1	1	±2	7.0	±2.0	
E1 – E4	93	±3	96	3	0	0	±3	4.0	±3.0	
E1 – E3	96	±4	98	2	NR	NR	±7	2.0	±7.0	
E4	91	±3	96	4	0	0	±3	4.0	±3.0	
E5 – E9	86	±2	91	6	1	1	±2	9.0	±2.0	
E5 – E6	87	±3	90	7	1	1	±3	10.0	±3.0	
E7 – E9	83	±4	95	4	0	1	±3	5.0	±3.0	
Officers	88	±4	95	4	0	1	±3	5.0	±3.0	
O1 – O3	88	±5	96	4	0	0	±4	4.0	±4.0	
O4 – O6	92	±4	95	4	0	1	±5	5.0	±5.0	
Non-Hispanic White	88	±2	94	5	0	1	±2	6.0	±2.0	
Total Minority	90	±3	93	5	1	1	±3	7.0	±3.0	
Non-Hispanic Black	93	±5	92	7	NR	1	±7	8.0	±7.0	
Hispanic	88	±5	95	4	2	0	±5	5.0	±5.0	
<b>COAST GUARD FEMALES</b>	94	±3	96	3	0	0	±3	4.0	±3.0	
Enlisted	94	±3	96	4	0	0	±3	4.0	±3.0	
E1 – E4	95	±5	97	3	NR	NR	±8	3.0	±8.0	
E5 – E9	94	±3	94	5	1	0	±4	6.0	±4.0	
Officers	91	±8	99	1	0	0	±1	1.0	±1.0	
O1 – O3	87	±12	99	1	NR	NR	±1	1.0	±1.0	
O4 – O6	97	±2	99	1	0	0	±2	1.0	±2.0	
<b>COAST GUARD MALES</b>	88	±2	93	5	1	1	±2	7.0	±2.0	
Enlisted	88	±2	93	6	1	1	±2	7.0	±2.0	
E1 – E4	92	±3	96	4	0	0	±3	4.0	±3.0	
E5 – E9	85	±3	91	7	1	1	±3	9.0	±3.0	
Officers	87	±4	94	5	0	1	±3	6.0	±3.0	
O1 – O3	88	±6	95	5	0	0	±5	5.0	±5.0	
O4 – O6	91	±4	95	4	1	1	±5	5.0	±5.0	

Note. Percent responding are Service members who answered the question. Service members who had never been deployed longer than 30 consecutive days (Q11) are coded as "0 times."

NR: Not reportable

**12. Since September 11, 2001, how many times have you been deployed for any of the following operations?**

**d. Other**

0. 0 times  
3. 3 or more times

1. 1 time

2. 2 times

	Percent Responding		Percentages				Max ME	Percentage Deployed		
			0	1	2	3				
<b>TOTAL DOD</b>	74	±1	70	18	6	7	±2	30.0	±2.0	
Female	80	±2	83	12	3	2	±2	17.0	±2.0	
Male	73	±2	67	19	6	7	±2	33.0	±2.0	
<b>TOTAL COAST GUARD</b>	93	±1	67	9	5	18	±3	33.0	±3.0	
Enlisted	93	±2	69	9	5	17	±3	31.0	±3.0	
E1 – E4	97	±2	80	6	4	9	±5	20.0	±5.0	
E1 – E3	98	±3	89	4	4	4	±8	11.0	±8.0	
E4	96	±2	77	7	4	12	±5	23.0	±5.0	
E5 – E9	91	±2	62	10	6	22	±3	38.0	±3.0	
E5 – E6	92	±2	62	10	6	22	±4	38.0	±4.0	
E7 – E9	89	±3	61	10	5	25	±5	39.0	±5.0	
Officers	93	±3	62	12	5	22	±5	38.0	±5.0	
O1 – O3	96	±3	59	13	6	23	±8	41.0	±8.0	
O4 – O6	95	±3	67	10	4	19	±7	33.0	±7.0	
Non-Hispanic White	93	±2	67	9	4	20	±3	33.0	±3.0	
Total Minority	94	±3	70	10	7	14	±6	30.0	±6.0	
Non-Hispanic Black	94	±5	75	8	5	12	±10	25.0	±10.0	
Hispanic	94	±3	68	11	7	14	±9	32.0	±9.0	
<b>COAST GUARD FEMALES</b>	95	±3	79	6	4	11	±5	21.0	±5.0	
Enlisted	95	±3	82	4	4	10	±6	18.0	±6.0	
E1 – E4	95	±5	86	2	3	9	±11	14.0	±11.0	
E5 – E9	94	±3	78	4	6	12	±7	22.0	±7.0	
Officers	96	±5	71	14	1	13	±14	29.0	±14.0	
O1 – O3	94	±8	NR	NR	0	14	±16	NR		
O4 – O6	100	±0	NR	7	4	NR	±4	NR		
<b>COAST GUARD MALES</b>	93	±2	66	10	5	19	±3	34.0	±3.0	
Enlisted	93	±2	67	9	5	18	±3	33.0	±3.0	
E1 – E4	97	±2	79	7	4	9	±5	21.0	±5.0	
E5 – E9	91	±2	60	11	6	24	±3	40.0	±3.0	
Officers	93	±3	61	11	5	23	±6	39.0	±6.0	
O1 – O3	96	±3	57	12	7	25	±9	43.0	±9.0	
O4 – O6	94	±4	66	11	4	20	±8	34.0	±8.0	

Note. Percent responding are Service members who answered the question. Service members who had never been deployed longer than 30 consecutive days (Q11) are coded as "0 times."  
NR: Not reportable

**13. Are you currently on a deployment that has lasted longer than 30 consecutive days?**

1. No

2. Yes

3. Does not apply; not deployed in the past 12 months

	Percent Responding		Percentages			Max ME	Percentage Reporting Yes
			1	2	3		
<b>TOTAL DOD</b>	100	±1	26	9	65	±2	
Female	100	±1	17	7	76	±2	
Male	100	±1	27	10	63	±2	
<b>TOTAL COAST GUARD</b>	100	±1	17	2	81	±2	
Enlisted	100	±1	18	2	81	±3	
E1 – E4	100	±1	17	2	81	±5	
E1 – E3	100	±0	12	2	86	±9	
E4	100	±1	19	2	79	±5	
E5 – E9	100	±0	18	1	80	±3	
E5 – E6	100	±0	19	1	80	±3	
E7 – E9	100	±0	15	2	83	±4	
Officers	100	±0	15	1	83	±4	
O1 – O3	100	±0	19	2	79	±7	
O4 – O6	100	±0	11	1	88	±5	
Non-Hispanic White	100	±1	16	1	82	±2	
Total Minority	100	±0	20	2	78	±5	
Non-Hispanic Black	100	±0	15	1	85	±9	
Hispanic	100	±0	21	2	76	±8	
<b>COAST GUARD FEMALES</b>	100	±0	11	2	87	±5	
Enlisted	100	±0	10	1	88	±5	
E1 – E4	100	±0	8	NR	90	±10	
E5 – E9	100	±0	12	1	87	±6	
Officers	100	±0	15	2	83	±12	
O1 – O3	100	±0	20	2	78	±17	
O4 – O6	100	±0	7	1	92	±5	
<b>COAST GUARD MALES</b>	100	±1	18	2	80	±2	
Enlisted	100	±1	19	2	80	±3	
E1 – E4	100	±1	18	2	80	±5	
E5 – E9	100	±0	19	1	80	±3	
Officers	100	±0	15	1	84	±5	
O1 – O3	100	±0	18	2	79	±8	
O4 – O6	100	±0	12	1	87	±6	

Note. Percent responding are Service members who answered the question. Service members who had not been deployed longer than 30 consecutive days in the past 12 months (Q11) are coded as "Does not apply; not deployed in the past 12 months."

NR: Not reportable

#### 14. In the past 12 months, have you been deployed for any of the following operations?

##### a. Operation Noble Eagle

1. Yes, and I am still deployed for this operation

2. Yes, but I am no longer deployed for this operation

3. No

	Percent Responding		Percentages			Max ME	Percentage Reporting Yes		
			1	2	3				
<b>TOTAL DOD</b>	100	±1	0	1	99	±1	1.0	±1.0	
Female	100	±1	0	0	99	±1	1.0	±1.0	
Male	100	±1	0	1	99	±1	1.0	±1.0	
<b>TOTAL COAST GUARD</b>	100	±1	1	1	98	±1	2.0	±1.0	
Enlisted	100	±1	0	1	98	±1	2.0	±1.0	
E1 – E4	100	±1	1	0	99	±2	1.0	±2.0	
E1 – E3	99	±2	NR	NR	NR		NR		
E4	100	±1	1	1	99	±2	1.0	±2.0	
E5 – E9	100	±1	0	2	98	±2	2.0	±2.0	
E5 – E6	100	±1	0	2	98	±2	2.0	±2.0	
E7 – E9	100	±1	0	2	98	±2	2.0	±2.0	
Officers	100	±0	1	1	97	±3	3.0	±3.0	
O1 – O3	100	±0	2	2	97	±5	3.0	±5.0	
O4 – O6	100	±0	0	1	99	±2	1.0	±2.0	
Non-Hispanic White	100	±1	0	2	98	±1	2.0	±1.0	
Total Minority	99	±1	1	1	98	±2	2.0	±2.0	
Non-Hispanic Black	100	±0	1	1	98	±6	2.0	±5.0	
Hispanic	99	±2	1	0	99	±3	1.0	±3.0	
<b>COAST GUARD FEMALES</b>	100	±0	1	0	99	±3	1.0	±2.0	
Enlisted	100	±0	0	0	99	±2	1.0	±2.0	
E1 – E4	100	±0	NR	NR	NR		NR		
E5 – E9	100	±0	0	1	99	±3	1.0	±3.0	
Officers	100	±0	NR	0	NR	±1	NR		
O1 – O3	100	±0	NR	0	NR	±0	NR		
O4 – O6	100	±0	0	1	99	±2	1.0	±2.0	
<b>COAST GUARD MALES</b>	100	±1	1	1	98	±1	2.0	±1.0	
Enlisted	100	±1	0	1	98	±1	2.0	±1.0	
E1 – E4	99	±1	1	0	99	±2	1.0	±2.0	
E5 – E9	100	±1	0	2	98	±2	2.0	±2.0	
Officers	100	±0	1	2	97	±3	3.0	±3.0	
O1 – O3	100	±0	1	2	97	±5	3.0	±5.0	
O4 – O6	100	±0	0	1	99	±2	1.0	±2.0	

Note. Percent responding are Service members who answered the question. Service members who had not been deployed longer than 30 consecutive days in the past 12 months (Q11) are coded as "No."




























NR: Not reportable

**14. In the past 12 months, have you been deployed for any of the following operations?****b. Operation Enduring Freedom**

1. Yes, and I am still deployed for this operation

2. Yes, but I am no longer deployed for this operation

3. No

	Percent Responding		Percentages			Max ME	Percentage Reporting Yes		
			1	2	3				
<b>TOTAL DOD</b>	100	±1	2	8	90	±1	10.0	±1.0	
Female	100	±1	2	7	92	±1	8.0	±1.0	
Male	100	±1	2	8	90	±1	10.0	±1.0	
<b>TOTAL COAST GUARD</b>	100	±1	1	1	98	±1	2.0	±1.0	
Enlisted	100	±1	0	2	98	±1	2.0	±1.0	
E1 – E4	100	±1	1	1	99	±2	1.0	±2.0	
E1 – E3	99	±2	NR	NR	NR		NR		
E4	100	±1	1	1	98	±2	2.0	±2.0	
E5 – E9	100	±1	0	2	97	±2	3.0	±2.0	
E5 – E6	100	±1	0	2	97	±2	3.0	±2.0	
E7 – E9	100	±1	0	2	97	±3	3.0	±3.0	
Officers	100	±0	1	0	98	±2	2.0	±2.0	
O1 – O3	100	±0	2	1	98	±4	2.0	±4.0	
O4 – O6	100	±0	0	0	100	±1	0.0	±1.0	
Non-Hispanic White	100	±1	0	1	98	±1	2.0	±1.0	
Total Minority	99	±1	1	1	97	±2	3.0	±2.0	
Non-Hispanic Black	100	±0	1	2	97	±6	3.0	±5.0	
Hispanic	99	±2	1	2	98	±3	2.0	±3.0	
<b>COAST GUARD FEMALES</b>	100	±0	1	1	98	±3	2.0	±3.0	
Enlisted	100	±0	1	0	99	±3	1.0	±3.0	
E1 – E4	100	±0	NR	NR	NR		NR		
E5 – E9	100	±0	2	1	98	±4	2.0	±4.0	
Officers	100	±0	NR	NR	95	±12	5.0	±12.0	
O1 – O3	100	±0	NR	NR	NR		NR		
O4 – O6	100	±0	0	1	99	±2	1.0	±2.0	
<b>COAST GUARD MALES</b>	100	±1	1	1	98	±1	2.0	±1.0	
Enlisted	100	±1	0	2	98	±1	2.0	±1.0	
E1 – E4	99	±1	1	1	99	±2	1.0	±2.0	
E5 – E9	100	±1	0	3	97	±2	3.0	±2.0	
Officers	100	±0	1	0	99	±2	1.0	±2.0	
O1 – O3	100	±0	1	0	99	±5	1.0	±5.0	
O4 – O6	100	±0	0	0	100	±2	0.0	±2.0	

Note. Percent responding are Service members who answered the question. Service members who had not been deployed longer than 30 consecutive days in the past 12 months (Q11) are coded as "No."

NR: Not reportable





























#### 14. In the past 12 months, have you been deployed for any of the following operations?

##### c. Operation Iraqi Freedom

1. Yes, and I am still deployed for this operation

2. Yes, but I am no longer deployed for this operation

3. No

	Percent Responding		Percentages			Max ME	Percentage Reporting Yes		
			1	2	3				
<b>TOTAL DOD</b>	100	±1	7	15	78	±1	22.0	±1.0	
Female	100	±1	5	10	85	±1	15.0	±1.0	
Male	100	±1	7	16	77	±2	23.0	±2.0	
<b>TOTAL COAST GUARD</b>	100	±1	1	1	99	±1	1.0	±1.0	
Enlisted	100	±1	0	1	99	±1	1.0	±1.0	
E1 – E4	100	±1	1	0	99	±2	1.0	±2.0	
E1 – E3	99	±2	NR	NR	NR		NR		
E4	100	±1	1	0	99	±2	1.0	±2.0	
E5 – E9	100	±1	0	1	99	±1	1.0	±1.0	
E5 – E6	100	±1	0	1	99	±1	1.0	±1.0	
E7 – E9	100	±1	1	1	99	±2	1.0	±2.0	
Officers	100	±0	1	0	99	±2	1.0	±2.0	
O1 – O3	100	±0	2	0	98	±4	2.0	±4.0	
O4 – O6	100	±0	0	0	100	±2	0.0	±2.0	
Non-Hispanic White	100	±1	0	0	99	±1	1.0	±1.0	
Total Minority	99	±1	1	1	98	±2	2.0	±2.0	
Non-Hispanic Black	100	±0	0	1	99	±4	1.0	±4.0	
Hispanic	99	±2	1	1	98	±3	2.0	±3.0	
<b>COAST GUARD FEMALES</b>	100	±0	1	0	99	±2	1.0	±2.0	
Enlisted	100	±0	0	0	100	±2	0.0	±2.0	
E1 – E4	100	±0	NR	NR	NR		NR		
E5 – E9	100	±0	1	0	99	±3	1.0	±3.0	
Officers	100	±0	NR	0	NR	±0	NR		
O1 – O3	100	±0	NR	0	NR	±0	NR		
O4 – O6	100	±0	0	0	100	±0	0.0	±0.0	
<b>COAST GUARD MALES</b>	100	±1	0	1	99	±1	1.0	±1.0	
Enlisted	100	±1	0	1	99	±1	1.0	±1.0	
E1 – E4	99	±1	1	0	99	±2	1.0	±2.0	
E5 – E9	100	±1	0	1	99	±1	1.0	±1.0	
Officers	100	±0	1	0	99	±2	1.0	±2.0	
O1 – O3	100	±0	1	0	99	±5	1.0	±5.0	
O4 – O6	100	±0	0	0	100	±2	0.0	±2.0	

Note. Percent responding are Service members who answered the question. Service members who had not been deployed longer than 30 consecutive days in the past 12 months (Q11) are coded as "No."
































NR: Not reportable

**14. In the past 12 months, have you been deployed for any of the following operations?****d. Other**

1. Yes, and I am still deployed for this operation

2. Yes, but I am no longer deployed for this operation

3. No

	Percent Responding		Percentages			Max ME	Percentage Reporting Yes		
			1	2	3				
<b>TOTAL DOD</b>	100	±1	2	7	91	±1	9.0	±1.0	
Female	100	±1	1	4	95	±1	5.0	±1.0	
Male	100	±1	2	7	91	±1	9.0	±1.0	
<b>TOTAL COAST GUARD</b>	100	±1	1	8	90	±2	10.0	±2.0	
Enlisted	100	±1	1	8	90	±2	10.0	±2.0	
E1 – E4	100	±1	1	8	91	±4	9.0	±4.0	
E1 – E3	99	±2	1	5	94	±7	6.0	±7.0	
E4	100	±1	2	9	90	±5	10.0	±5.0	
E5 – E9	100	±1	1	9	90	±2	10.0	±2.0	
E5 – E6	100	±1	1	10	89	±3	11.0	±3.0	
E7 – E9	100	±1	2	7	91	±4	9.0	±4.0	
Officers	100	±0	2	9	90	±4	10.0	±4.0	
O1 – O3	100	±0	2	11	87	±6	13.0	±6.0	
O4 – O6	100	±0	1	9	90	±5	10.0	±5.0	
Non-Hispanic White	100	±1	1	8	91	±2	9.0	±2.0	
Total Minority	99	±1	2	9	89	±4	11.0	±4.0	
Non-Hispanic Black	100	±0	1	8	91	±7	9.0	±7.0	
Hispanic	99	±2	1	11	88	±6	12.0	±6.0	
<b>COAST GUARD FEMALES</b>	100	±0	2	5	93	±4	7.0	±4.0	
Enlisted	100	±0	2	3	95	±4	5.0	±4.0	
E1 – E4	100	±0	NR	NR	NR		NR		
E5 – E9	100	±0	1	6	93	±5	7.0	±5.0	
Officers	100	±0	4	12	84	±12	16.0	±12.0	
O1 – O3	100	±0	NR	16	79	±17	21.0	±17.0	
O4 – O6	100	±0	1	5	94	±4	6.0	±4.0	
<b>COAST GUARD MALES</b>	100	±1	1	9	90	±2	10.0	±2.0	
Enlisted	100	±1	1	9	90	±2	10.0	±2.0	
E1 – E4	99	±1	1	9	90	±4	10.0	±4.0	
E5 – E9	100	±1	1	9	89	±2	11.0	±2.0	
Officers	100	±0	1	8	90	±4	10.0	±4.0	
O1 – O3	100	±0	2	10	89	±7	11.0	±7.0	
O4 – O6	100	±0	1	9	90	±6	10.0	±6.0	

Note. Percent responding are Service members who answered the question. Service members who had not been deployed longer than 30 consecutive days in the past 12 months (Q11) are coded as "No."

NR: Not reportable

**15. To what extent do/would you feel safe during deployments from being sexually harassed at the following times and locations?**

**a. ON base/installation/ship, during the day**

1. Not at all  
4. Large extent

2. Small extent  
5. Very large extent

3. Moderate extent

	Percent Responding		Percentages					Max ME	Degree of Feeling Safe From Being Sexually Harassed		
			1	2	3	4	5				
<b>TOTAL DOD</b>	72	±1	18	3	7	16	56	±2	3.9	±0.1	
Female	55	±2	11	11	20	30	28	±2	3.5	±0.1	
Male	74	±2	19	2	5	14	60	±2	3.9	±0.1	
<b>TOTAL COAST GUARD</b>	68	±3	17	2	5	15	61	±3	4.0	±0.1	
Enlisted	64	±3	19	2	6	16	57	±3	3.9	±0.1	
E1 – E4	41	±5	22	4	8	18	48	±8	3.7	±0.3	
E1 – E3	21	±9	NR	NR	NR	NR	NR		NR		
E4	48	±6	21	4	8	17	50	±8	3.7	±0.3	
E5 – E9	77	±3	18	2	5	16	59	±4	4.0	±0.1	
E5 – E6	74	±3	19	2	6	17	56	±4	3.9	±0.2	
E7 – E9	88	±3	17	1	1	11	69	±5	4.1	±0.2	
Officers	85	±4	11	1	1	12	75	±5	4.4	±0.2	
O1 – O3	81	±6	12	1	1	11	75	±8	4.4	±0.3	
O4 – O6	87	±5	6	0	1	11	82	±7	4.6	±0.2	
Non-Hispanic White	69	±3	16	2	5	14	63	±3	4.1	±0.1	
Total Minority	63	±7	20	2	5	18	54	±6	3.8	±0.2	
Non-Hispanic Black	61	±10	13	1	7	21	58	±13	4.1	±0.4	
Hispanic	61	±12	24	2	6	17	51	±9	3.7	±0.3	
<b>COAST GUARD FEMALES</b>	51	±6	8	8	17	26	41	±9	3.8	±0.2	
Enlisted	48	±6	9	9	23	25	34	±11	3.7	±0.3	
E1 – E4	34	±11	NR	NR	NR	NR	NR		NR		
E5 – E9	57	±7	7	10	19	23	42	±15	3.8	±0.3	
Officers	64	±13	4	NR	2	27	61	±16	4.4	±0.3	
O1 – O3	67	±17	3	NR	2	NR	NR	±3	4.4	±0.4	
O4 – O6	68	±18	5	3	3	NR	NR	±4	4.3	±0.3	
<b>COAST GUARD MALES</b>	70	±3	18	1	3	14	63	±3	4.0	±0.1	
Enlisted	66	±3	20	1	4	15	59	±3	3.9	±0.1	
E1 – E4	42	±6	23	3	6	16	52	±8	3.7	±0.3	
E5 – E9	79	±3	19	1	4	15	61	±4	4.0	±0.1	
Officers	88	±4	12	0	1	11	76	±6	4.4	±0.2	
O1 – O3	84	±7	14	0	1	9	77	±9	4.3	±0.3	
O4 – O6	89	±5	6	0	0	9	84	±7	4.6	±0.2	

Note. Percent responding are Service members who answered the question and who have been deployed longer than 30 consecutive days (Q11).

NR: Not reportable



**15. To what extent do/would you feel safe during deployments from being sexually harassed at the following times and locations?**
**b. ON base/installation/ship, during the evening**

 1. Not at all  
 4. Large extent

 2. Small extent  
 5. Very large extent

3. Moderate extent

	Percent Responding		Percentages					Max ME	Degree of Feeling Safe From Being Sexually Harassed		
			1	2	3	4	5				
<b>TOTAL DOD</b>	71	±1	18	4	8	16	55	±2	3.9	±0.1	
<b>Female</b>	55	±2	11	12	25	29	22	±2	3.4	±0.1	
<b>Male</b>	74	±2	18	2	6	14	59	±2	3.9	±0.1	
<b>TOTAL COAST GUARD</b>	68	±3	17	2	5	16	60	±3	4.0	±0.1	
<b>Enlisted</b>	63	±3	19	3	6	16	56	±3	3.9	±0.1	
<b>E1 – E4</b>	41	±5	22	5	7	18	47	±8	3.6	±0.3	
E1 – E3	21	±9	NR	NR	NR	NR	NR		NR		
E4	48	±6	21	6	7	16	50	±8	3.7	±0.3	
<b>E5 – E9</b>	77	±3	18	2	5	16	59	±4	3.9	±0.1	
E5 – E6	74	±3	19	2	6	17	55	±4	3.9	±0.2	
E7 – E9	87	±4	17	2	2	11	69	±5	4.1	±0.2	
<b>Officers</b>	85	±4	11	1	1	14	72	±5	4.4	±0.2	
<b>O1 – O3</b>	81	±6	12	1	1	15	71	±8	4.3	±0.3	
<b>O4 – O6</b>	87	±5	6	1	2	10	81	±7	4.6	±0.2	
<b>Non-Hispanic White</b>	69	±3	16	2	5	15	62	±3	4.0	±0.1	
<b>Total Minority</b>	63	±7	20	4	5	19	53	±6	3.8	±0.2	
Non-Hispanic Black	60	±10	13	3	7	20	58	±13	4.1	±0.4	
Hispanic	61	±12	24	3	5	19	49	±9	3.7	±0.3	
<b>COAST GUARD FEMALES</b>	51	±6	7	11	18	29	36	±9	3.8	±0.2	
<b>Enlisted</b>	48	±6	8	13	22	26	31	±11	3.6	±0.3	
<b>E1 – E4</b>	34	±11	NR	NR	NR	NR	NR		NR		
<b>E5 – E9</b>	57	±7	7	11	18	26	38	±15	3.8	±0.3	
<b>Officers</b>	64	±13	3	7	5	35	NR	±16	4.2	±0.3	
<b>O1 – O3</b>	67	±17	3	NR	3	NR	NR	±3	4.3	±0.4	
<b>O4 – O6</b>	67	±18	3	6	10	NR	NR	±7	4.2	±0.3	
<b>COAST GUARD MALES</b>	70	±3	18	2	3	14	63	±3	4.0	±0.1	
<b>Enlisted</b>	65	±3	20	2	4	15	58	±3	3.9	±0.1	
<b>E1 – E4</b>	42	±6	24	4	5	17	51	±8	3.7	±0.3	
<b>E5 – E9</b>	79	±3	19	1	4	15	60	±4	4.0	±0.1	
<b>Officers</b>	88	±4	12	0	1	12	75	±6	4.4	±0.2	
<b>O1 – O3</b>	84	±7	14	0	0	12	74	±9	4.3	±0.3	
<b>O4 – O6</b>	89	±5	6	0	2	8	84	±7	4.6	±0.2	

Note. Percent responding are Service members who answered the question and who have been deployed longer than 30 consecutive days (Q11).

NR: Not reportable





























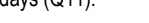
**15. To what extent do/would you feel safe during deployments from being sexually harassed at the following times and locations?**

**c. ON base/installation/ship, after lights out**

1. Not at all  
4. Large extent

2. Small extent  
5. Very large extent

3. Moderate extent

	Percent Responding		Percentages					Max ME	Degree of Feeling Safe From Being Sexually Harassed		
			1	2	3	4	5				
<b>TOTAL DOD</b>	71	±1	18	4	8	15	55	±2	3.8	±0.1	
Female	55	±2	13	14	25	26	21	±2	3.3	±0.1	
Male	74	±2	19	3	6	14	59	±2	3.9	±0.1	
<b>TOTAL COAST GUARD</b>	68	±3	17	2	5	15	60	±3	4.0	±0.1	
Enlisted	63	±3	19	3	6	16	56	±3	3.9	±0.1	
E1 – E4	41	±5	23	5	8	17	47	±8	3.6	±0.3	
E1 – E3	21	±9	NR	NR	NR	NR	NR		NR		
E4	48	±6	22	5	8	16	49	±8	3.6	±0.3	
E5 – E9	76	±3	18	2	5	15	59	±4	4.0	±0.1	
E5 – E6	73	±3	19	2	6	17	56	±4	3.9	±0.2	
E7 – E9	87	±4	17	1	3	10	69	±5	4.1	±0.2	
Officers	84	±4	11	1	1	15	72	±5	4.4	±0.2	
O1 – O3	80	±7	13	0	1	15	71	±8	4.3	±0.3	
O4 – O6	87	±5	6	1	3	10	81	±7	4.6	±0.2	
Non-Hispanic White	69	±3	16	2	5	14	62	±3	4.0	±0.1	
Total Minority	63	±7	21	3	5	18	53	±6	3.8	±0.2	
Non-Hispanic Black	60	±10	14	1	8	19	58	±13	4.1	±0.4	
Hispanic	61	±12	25	4	5	17	49	±9	3.6	±0.3	
<b>COAST GUARD FEMALES</b>	51	±6	11	10	16	26	37	±9	3.7	±0.2	
Enlisted	47	±6	11	12	20	25	32	±11	3.5	±0.3	
E1 – E4	34	±11	NR	NR	NR	NR	NR		NR		
E5 – E9	57	±8	9	9	20	23	39	±15	3.7	±0.3	
Officers	64	±13	8	3	5	31	53	±16	4.2	±0.4	
O1 – O3	67	±17	NR	1	3	NR	NR	±2	NR		
O4 – O6	68	±18	3	8	13	NR	NR	±8	4.1	±0.3	
<b>COAST GUARD MALES</b>	70	±3	18	2	4	14	63	±3	4.0	±0.1	
Enlisted	65	±3	20	2	5	15	59	±3	3.9	±0.1	
E1 – E4	42	±6	24	3	6	16	51	±8	3.7	±0.3	
E5 – E9	79	±3	19	2	4	14	61	±4	4.0	±0.1	
Officers	87	±4	12	0	1	13	74	±6	4.4	±0.2	
O1 – O3	83	±7	14	0	0	12	73	±9	4.3	±0.3	
O4 – O6	89	±5	6	0	2	8	83	±7	4.6	±0.2	

Note. Percent responding are Service members who answered the question and who have been deployed longer than 30 consecutive days (Q11).






























NR: Not reportable

**15. To what extent do/would you feel safe during deployments from being sexually harassed at the following times and locations?**
**d. ON base/installation/ship, during the weekend**

 1. Not at all  
 4. Large extent

 2. Small extent  
 5. Very large extent

3. Moderate extent

	Percent Responding		Percentages					Max ME	Degree of Feeling Safe From Being Sexually Harassed		
			1	2	3	4	5				
<b>TOTAL DOD</b>	71	±1	18	4	8	16	55	±2	3.9	±0.1	
<b>Female</b>	55	±2	12	12	25	29	22	±2	3.4	±0.1	
<b>Male</b>	74	±2	18	3	6	14	59	±2	3.9	±0.1	
<b>TOTAL COAST GUARD</b>	67	±3	17	2	5	15	60	±3	4.0	±0.1	
<b>Enlisted</b>	63	±3	19	3	6	16	56	±3	3.9	±0.1	
<b>E1 – E4</b>	40	±5	22	6	7	18	48	±8	3.6	±0.3	
E1 – E3	21	±9	NR	NR	NR	NR	NR		NR		
E4	48	±6	20	7	7	16	50	±8	3.7	±0.3	
<b>E5 – E9</b>	76	±3	18	2	6	16	58	±4	3.9	±0.1	
E5 – E6	73	±3	19	2	7	18	55	±4	3.9	±0.2	
E7 – E9	87	±4	16	2	3	11	69	±5	4.1	±0.2	
<b>Officers</b>	84	±4	11	1	3	12	73	±5	4.4	±0.2	
<b>O1 – O3</b>	81	±7	13	0	4	12	71	±8	4.3	±0.3	
<b>O4 – O6</b>	86	±5	5	1	3	10	82	±7	4.6	±0.2	
<b>Non-Hispanic White</b>	69	±3	16	2	5	15	62	±3	4.0	±0.1	
<b>Total Minority</b>	63	±7	19	4	5	18	54	±6	3.8	±0.2	
Non-Hispanic Black	61	±10	13	2	9	16	60	±12	4.1	±0.4	
Hispanic	61	±12	23	4	6	18	49	±9	3.7	±0.3	
<b>COAST GUARD FEMALES</b>	51	±6	8	10	20	26	36	±9	3.7	±0.2	
<b>Enlisted</b>	47	±6	9	12	22	26	31	±11	3.6	±0.3	
<b>E1 – E4</b>	33	±11	NR	NR	NR	NR	NR		NR		
<b>E5 – E9</b>	57	±7	8	9	19	26	37	±15	3.8	±0.3	
<b>Officers</b>	64	±13	7	3	14	26	NR	±16	4.1	±0.4	
<b>O1 – O3</b>	67	±17	NR	0	NR	NR	NR	±1	NR		
<b>O4 – O6</b>	68	±18	3	6	14	NR	NR	±9	4.1	±0.3	
<b>COAST GUARD MALES</b>	70	±3	18	2	4	14	63	±3	4.0	±0.1	
<b>Enlisted</b>	65	±3	20	2	4	15	58	±3	3.9	±0.1	
<b>E1 – E4</b>	41	±6	23	4	5	17	52	±8	3.7	±0.3	
<b>E5 – E9</b>	79	±3	19	1	4	15	60	±4	4.0	±0.2	
<b>Officers</b>	87	±4	11	0	2	11	76	±6	4.4	±0.2	
<b>O1 – O3</b>	84	±7	14	0	2	10	74	±9	4.3	±0.3	
<b>O4 – O6</b>	88	±5	5	0	2	8	85	±7	4.7	±0.2	

Note. Percent responding are Service members who answered the question and who have been deployed longer than 30 consecutive days (Q11).

NR: Not reportable






























**15. To what extent do/would you feel safe during deployments from being sexually harassed at the following times and locations?**

**e. ON base/installation/ship, in your barracks/housing area**

1. Not at all  
4. Large extent

2. Small extent  
5. Very large extent

3. Moderate extent

	Percent Responding		Percentages					Max ME	Degree of Feeling Safe From Being Sexually Harassed		
			1	2	3	4	5				
<b>TOTAL DOD</b>	71	±1	18	3	7	15	56	±2	3.9	±0.1	
Female	55	±2	13	10	20	29	27	±2	3.5	±0.1	
Male	74	±2	19	2	5	13	60	±2	3.9	±0.1	
<b>TOTAL COAST GUARD</b>	67	±3	18	2	5	15	60	±3	4.0	±0.1	
Enlisted	63	±3	20	2	6	16	56	±3	3.9	±0.1	
E1 – E4	40	±5	24	5	8	17	47	±8	3.6	±0.3	
E1 – E3	21	±9	NR	NR	NR	NR	NR		NR		
E4	48	±6	22	6	7	16	49	±8	3.6	±0.3	
E5 – E9	77	±3	18	2	5	15	59	±4	3.9	±0.1	
E5 – E6	74	±3	19	2	6	17	55	±4	3.9	±0.2	
E7 – E9	87	±4	17	2	3	10	69	±5	4.1	±0.2	
Officers	84	±4	12	1	2	15	71	±5	4.3	±0.2	
O1 – O3	79	±7	14	0	1	16	69	±8	4.3	±0.3	
O4 – O6	86	±5	6	1	2	10	81	±7	4.6	±0.2	
Non-Hispanic White	69	±3	17	2	5	15	62	±3	4.0	±0.1	
Total Minority	63	±7	22	2	5	18	52	±6	3.8	±0.2	
Non-Hispanic Black	60	±10	12	1	9	20	58	±13	4.1	±0.4	
Hispanic	60	±12	27	3	6	16	48	±9	3.6	±0.3	
<b>COAST GUARD FEMALES</b>	51	±6	12	8	16	26	38	±9	3.7	±0.2	
Enlisted	48	±6	13	10	20	24	33	±11	3.5	±0.3	
E1 – E4	34	±11	NR	NR	NR	NR	NR		NR		
E5 – E9	57	±7	8	8	20	27	37	±14	3.8	±0.3	
Officers	64	±13	9	3	5	32	52	±17	4.1	±0.4	
O1 – O3	67	±17	NR	1	4	NR	NR	±3	NR		
O4 – O6	68	±18	3	6	9	NR	NR	±6	4.2	±0.3	
<b>COAST GUARD MALES</b>	70	±3	18	1	4	14	62	±3	4.0	±0.1	
Enlisted	65	±3	20	2	5	15	58	±3	3.9	±0.1	
E1 – E4	41	±6	24	3	6	17	50	±8	3.7	±0.3	
E5 – E9	79	±3	19	1	4	14	61	±4	4.0	±0.1	
Officers	86	±4	12	0	1	13	74	±6	4.4	±0.2	
O1 – O3	82	±7	14	0	0	13	72	±9	4.3	±0.3	
O4 – O6	88	±5	7	0	2	8	83	±7	4.6	±0.2	

Note. Percent responding are Service members who answered the question and who have been deployed longer than 30 consecutive days (Q11).






























NR: Not reportable

**15. To what extent do/would you feel safe during deployments from being sexually harassed at the following times and locations?**
**f. ON base/installation/ship, not in your barracks/housing area**

 1. Not at all  
 4. Large extent

 2. Small extent  
 5. Very large extent

3. Moderate extent

	Percent Responding		Percentages					Max ME	Degree of Feeling Safe From Being Sexually Harassed		
			1	2	3	4	5				
<b>TOTAL DOD</b>	71	±1	17	4	9	16	55	±2	3.9	±0.1	
<b>Female</b>	55	±2	11	13	27	29	20	±2	3.3	±0.1	
<b>Male</b>	74	±2	17	3	6	15	59	±2	4.0	±0.1	
<b>TOTAL COAST GUARD</b>	68	±3	17	2	5	17	60	±3	4.0	±0.1	
<b>Enlisted</b>	63	±3	19	2	6	17	56	±3	3.9	±0.1	
<b>E1 – E4</b>	40	±5	22	4	9	17	49	±8	3.7	±0.3	
E1 – E3	21	±9	NR	NR	NR	NR	NR		NR		
E4	48	±6	21	4	8	17	49	±8	3.7	±0.3	
<b>E5 – E9</b>	77	±3	18	2	5	17	58	±4	4.0	±0.1	
E5 – E6	74	±3	18	3	6	19	54	±4	3.9	±0.2	
E7 – E9	87	±3	16	1	2	12	68	±5	4.2	±0.2	
<b>Officers</b>	84	±4	11	0	2	16	71	±5	4.4	±0.2	
<b>O1 – O3</b>	80	±7	13	0	2	15	70	±8	4.3	±0.3	
<b>O4 – O6</b>	87	±5	6	1	2	13	78	±7	4.6	±0.2	
<b>Non-Hispanic White</b>	69	±3	16	2	5	16	61	±3	4.1	±0.1	
<b>Total Minority</b>	63	±7	20	3	5	19	53	±6	3.8	±0.2	
Non-Hispanic Black	60	±10	15	1	7	20	57	±13	4.0	±0.4	
Hispanic	61	±12	24	2	6	18	50	±9	3.7	±0.3	
<b>COAST GUARD FEMALES</b>	51	±6	12	6	22	27	33	±9	3.6	±0.2	
<b>Enlisted</b>	48	±6	13	8	26	24	28	±11	3.5	±0.3	
<b>E1 – E4</b>	34	±11	NR	NR	NR	NR	NR		NR		
<b>E5 – E9</b>	57	±7	10	10	23	24	33	±14	3.6	±0.3	
<b>Officers</b>	64	±13	8	2	9	37	46	±16	4.1	±0.4	
<b>O1 – O3</b>	67	±17	NR	1	NR	NR	NR	±1	NR		
<b>O4 – O6</b>	68	±18	3	4	9	NR	NR	±7	4.2	±0.3	
<b>COAST GUARD MALES</b>	70	±3	17	1	3	16	62	±3	4.0	±0.1	
<b>Enlisted</b>	66	±3	19	2	4	16	59	±3	3.9	±0.1	
<b>E1 – E4</b>	41	±6	23	3	5	16	53	±8	3.7	±0.3	
<b>E5 – E9</b>	79	±3	19	1	3	16	60	±4	4.0	±0.1	
<b>Officers</b>	87	±4	11	0	1	14	74	±6	4.4	±0.2	
<b>O1 – O3</b>	83	±7	14	0	0	11	74	±9	4.3	±0.3	
<b>O4 – O6</b>	89	±5	6	0	1	11	81	±8	4.6	±0.2	

Note. Percent responding are Service members who answered the question and who have been deployed longer than 30 consecutive days (Q11).

NR: Not reportable

**15. To what extent do/would you feel safe during deployments from being sexually harassed at the following times and locations?**

**g. ON DUTY away from your base/installation/ship (e.g., on patrol or being a part of a convoy)**

1. Not at all                                      2. Small extent                                      3. Moderate extent  
4. Large extent                                      5. Very large extent

	Percent Responding		Percentages					Max ME	Degree of Feeling Safe From Being Sexually Harassed		
			1	2	3	4	5				
<b>TOTAL DOD</b>	71	±1	17	4	8	16	55	±2	3.9	±0.1	
Female	55	±2	12	14	26	28	20	±2	3.3	±0.1	
Male	74	±2	18	3	6	15	59	±2	3.9	±0.1	
<b>TOTAL COAST GUARD</b>	68	±3	17	2	5	17	59	±3	4.0	±0.1	
Enlisted	63	±3	19	3	6	18	55	±3	3.9	±0.1	
E1 – E4	41	±5	22	4	7	19	48	±8	3.7	±0.3	
E1 – E3	21	±9	NR	NR	NR	NR	NR		NR		
E4	48	±6	21	4	6	18	50	±8	3.7	±0.3	
E5 – E9	77	±3	18	2	6	17	57	±4	3.9	±0.1	
E5 – E6	73	±3	19	3	7	19	53	±4	3.8	±0.2	
E7 – E9	88	±3	16	1	2	13	68	±5	4.2	±0.2	
Officers	83	±4	11	1	2	16	70	±5	4.3	±0.2	
O1 – O3	79	±7	12	2	3	13	70	±8	4.3	±0.3	
O4 – O6	87	±5	6	2	2	13	77	±7	4.5	±0.2	
Non-Hispanic White	69	±3	16	2	5	16	61	±3	4.0	±0.1	
Total Minority	63	±7	19	3	5	20	52	±6	3.8	±0.2	
Non-Hispanic Black	61	±10	15	0	6	21	57	±13	4.1	±0.4	
Hispanic	61	±12	22	2	8	18	50	±9	3.7	±0.3	
<b>COAST GUARD FEMALES</b>	51	±6	9	11	25	26	28	±9	3.5	±0.2	
Enlisted	48	±6	11	12	29	26	22	±11	3.4	±0.2	
E1 – E4	34	±11	NR	NR	NR	NR	NR		NR		
E5 – E9	57	±7	10	13	29	23	25	±13	3.4	±0.3	
Officers	61	±13	4	NR	13	27	NR	±16	4.0	±0.4	
O1 – O3	63	±17	3	NR	13	NR	NR	±16	NR		
O4 – O6	68	±18	3	3	16	NR	NR	±10	4.1	±0.3	
<b>COAST GUARD MALES</b>	70	±3	18	1	3	16	62	±3	4.0	±0.1	
Enlisted	66	±3	20	2	4	17	58	±3	3.9	±0.1	
E1 – E4	42	±6	23	3	5	17	52	±8	3.7	±0.3	
E5 – E9	79	±3	19	1	4	17	60	±4	4.0	±0.1	
Officers	87	±4	11	1	1	15	72	±6	4.4	±0.2	
O1 – O3	83	±7	14	0	1	12	73	±9	4.3	±0.3	
O4 – O6	89	±5	6	1	1	12	80	±8	4.6	±0.2	

Note. Percent responding are Service members who answered the question and who have been deployed longer than 30 consecutive days (Q11).






























NR: Not reportable

**15. To what extent do/would you feel safe during deployments from being sexually harassed at the following times and locations?**
**h. OFF DUTY away from your base/installation/ship, during the day**

 1. Not at all  
 4. Large extent

 2. Small extent  
 5. Very large extent

3. Moderate extent

	Percent Responding		Percentages					Max ME	Degree of Feeling Safe From Being Sexually Harassed		
			1	2	3	4	5				
<b>TOTAL DOD</b>	71	±1	17	4	9	16	54	±2	3.9	±0.1	
Female	55	±2	12	13	29	28	19	±2	3.3	±0.1	
Male	74	±2	17	3	7	15	58	±2	3.9	±0.1	
<b>TOTAL COAST GUARD</b>	67	±3	17	2	6	18	57	±3	4.0	±0.1	
Enlisted	63	±3	19	3	7	17	54	±3	3.9	±0.1	
E1 – E4	40	±5	22	5	8	17	48	±8	3.7	±0.3	
E1 – E3	21	±9	NR	NR	NR	NR	NR		NR		
E4	48	±6	21	5	7	16	50	±8	3.7	±0.3	
E5 – E9	77	±3	18	3	6	18	56	±4	3.9	±0.1	
E5 – E6	73	±3	18	3	8	19	52	±4	3.8	±0.2	
E7 – E9	87	±3	16	2	3	12	67	±5	4.1	±0.2	
Officers	84	±4	11	1	3	18	67	±6	4.3	±0.2	
O1 – O3	80	±7	13	1	4	16	67	±8	4.2	±0.3	
O4 – O6	87	±5	6	1	4	17	72	±8	4.5	±0.2	
Non-Hispanic White	69	±3	16	2	6	17	60	±3	4.0	±0.1	
Total Minority	63	±7	19	4	7	21	49	±6	3.8	±0.2	
Non-Hispanic Black	61	±10	14	3	9	20	53	±13	3.9	±0.4	
Hispanic	61	±12	23	3	9	20	46	±9	3.6	±0.3	
<b>COAST GUARD FEMALES</b>	51	±6	10	10	26	24	31	±9	3.6	±0.2	
Enlisted	47	±6	11	12	30	22	25	±11	3.4	±0.3	
E1 – E4	33	±11	NR	NR	NR	NR	NR		NR		
E5 – E9	57	±7	8	11	32	20	29	±13	3.5	±0.3	
Officers	64	±13	7	3	15	30	45	±16	4.0	±0.4	
O1 – O3	67	±17	NR	3	NR	NR	NR	±2	NR		
O4 – O6	68	±18	3	3	15	NR	NR	±10	4.1	±0.4	
<b>COAST GUARD MALES</b>	70	±3	17	2	4	17	60	±3	4.0	±0.1	
Enlisted	65	±3	19	2	5	17	57	±4	3.9	±0.1	
E1 – E4	41	±6	22	3	6	16	52	±8	3.7	±0.3	
E5 – E9	79	±3	18	2	4	17	58	±4	4.0	±0.1	
Officers	87	±4	11	1	2	17	69	±6	4.3	±0.2	
O1 – O3	83	±7	14	0	2	14	70	±9	4.3	±0.3	
O4 – O6	89	±5	6	1	3	15	75	±8	4.5	±0.2	

Note. Percent responding are Service members who answered the question and who have been deployed longer than 30 consecutive days (Q11).

NR: Not reportable






























**15. To what extent do/would you feel safe during deployments from being sexually harassed at the following times and locations?**

**i. OFF DUTY away from your base/installation/ship, during the evening**

1. Not at all  
4. Large extent

2. Small extent  
5. Very large extent

3. Moderate extent

	Percent Responding		Percentages					Max ME	Degree of Feeling Safe From Being Sexually Harassed		
			1	2	3	4	5				
<b>TOTAL DOD</b>	71	±1	17	4	10	16	53	±2	3.8	±0.1	
Female	55	±2	13	16	30	25	16	±2	3.2	±0.1	
Male	74	±2	17	3	7	15	58	±2	3.9	±0.1	
<b>TOTAL COAST GUARD</b>	67	±3	17	3	7	17	56	±3	3.9	±0.1	
Enlisted	63	±3	19	3	8	17	53	±3	3.8	±0.1	
E1 – E4	40	±5	23	4	9	16	48	±8	3.6	±0.3	
E1 – E3	21	±9	NR	NR	NR	NR	NR		NR		
E4	48	±6	22	4	9	15	49	±8	3.7	±0.3	
E5 – E9	76	±3	18	3	7	17	55	±4	3.9	±0.1	
E5 – E6	73	±3	18	3	8	19	52	±4	3.8	±0.2	
E7 – E9	87	±3	16	2	4	13	65	±5	4.1	±0.2	
Officers	84	±4	11	1	5	18	65	±6	4.2	±0.2	
O1 – O3	80	±7	13	2	6	14	65	±9	4.2	±0.3	
O4 – O6	87	±5	6	2	6	18	69	±8	4.4	±0.2	
Non-Hispanic White	69	±3	16	2	7	16	58	±3	4.0	±0.1	
Total Minority	63	±7	19	5	8	20	48	±6	3.7	±0.2	
Non-Hispanic Black	61	±10	15	2	11	19	52	±12	3.9	±0.4	
Hispanic	60	±12	24	4	9	19	45	±9	3.6	±0.3	
<b>COAST GUARD FEMALES</b>	51	±6	11	14	27	23	25	±9	3.4	±0.2	
Enlisted	48	±6	12	16	28	22	22	±11	3.3	±0.3	
E1 – E4	34	±11	NR	NR	NR	NR	NR		NR		
E5 – E9	57	±7	10	16	28	21	25	±13	3.3	±0.3	
Officers	64	±13	6	8	23	28	34	±17	3.8	±0.4	
O1 – O3	67	±17	NR	NR	NR	NR	NR		NR		
O4 – O6	68	±18	2	8	19	NR	NR	±11	3.9	±0.4	
<b>COAST GUARD MALES</b>	70	±3	17	2	5	16	59	±3	4.0	±0.1	
Enlisted	65	±3	19	2	6	16	56	±4	3.9	±0.1	
E1 – E4	41	±6	23	3	7	15	52	±8	3.7	±0.3	
E5 – E9	79	±3	18	2	5	17	58	±4	3.9	±0.1	
Officers	87	±4	11	1	3	17	68	±6	4.3	±0.2	
O1 – O3	83	±7	14	0	3	12	70	±9	4.2	±0.3	
O4 – O6	89	±5	6	1	4	16	72	±8	4.5	±0.2	

Note. Percent responding are Service members who answered the question and who have been deployed longer than 30 consecutive days (Q11).

NR: Not reportable



**15. Do/would you feel safe to a large extent during deployments from being sexually harassed at different times on military or non-military locations? Constructed from Q15a-i.**

1. Felt safe at all military locations and times
2. Felt safe at all non-military locations and times
3. Felt safe at all locations and times
4. Did not feel safe at all military or non-military locations and times

	Percent Responding		Percentages				Max ME
			1	2	3	4	
<b>TOTAL DOD</b>	72	±1	3	4	63	30	±2
<b>Female</b>	55	±2	7	5	30	58	±2
<b>Male</b>	75	±2	3	4	67	27	±2
<b>TOTAL COAST GUARD</b>	68	±3	4	4	68	25	±3
<b>Enlisted</b>	64	±3	3	4	64	28	±3
<b>E1 – E4</b>	41	±5	2	5	57	36	±7
E1 – E3	21	±9	NR	NR	NR	NR	
E4	48	±6	2	5	58	35	±8
<b>E5 – E9</b>	77	±3	4	4	67	26	±3
E5 – E6	74	±3	4	4	64	28	±4
E7 – E9	88	±3	3	4	73	20	±5
<b>Officers</b>	85	±4	4	3	77	16	±5
<b>O1 – O3</b>	81	±6	5	4	71	20	±8
<b>O4 – O6</b>	87	±5	5	3	84	9	±7
<b>Non-Hispanic White</b>	69	±3	4	3	69	24	±3
<b>Total Minority</b>	63	±7	4	5	63	29	±6
Non-Hispanic Black	61	±10	5	2	69	23	±12
Hispanic	61	±12	5	7	55	33	±9
<b>COAST GUARD FEMALES</b>	51	±6	12	2	39	47	±8
<b>Enlisted</b>	48	±6	12	3	33	52	±9
<b>E1 – E4</b>	34	±11	NR	NR	NR	NR	
<b>E5 – E9</b>	57	±7	14	2	36	48	±11
<b>Officers</b>	64	±13	13	1	56	30	±16
<b>O1 – O3</b>	67	±17	NR	0	NR	NR	±1
<b>O4 – O6</b>	68	±18	10	3	65	22	±18
<b>COAST GUARD MALES</b>	70	±3	3	4	70	23	±3
<b>Enlisted</b>	66	±3	2	4	68	26	±3
<b>E1 – E4</b>	42	±6	1	5	61	33	±8
<b>E5 – E9</b>	79	±3	3	4	69	24	±4
<b>Officers</b>	88	±4	4	3	79	14	±5
<b>O1 – O3</b>	84	±7	4	5	74	17	±9
<b>O4 – O6</b>	89	±5	5	3	85	8	±7

Note. Percent responding are Service members who answered the question and who have been deployed longer than 30 consecutive days (Q11).

NR: Not reportable

**16. To what extent do/would you feel safe during deployments from being sexually assaulted at the following times and locations?**

**a. ON base/installation/ship, during the day**

1. Not at all  
4. Large extent

2. Small extent  
5. Very large extent

3. Moderate extent

	Percent Responding		Percentages					Max ME	Degree of Feeling Safe From Being Sexually Assaulted		
			1	2	3	4	5				
<b>TOTAL DOD</b>	71	±1	16	3	6	16	59	±2	4.0	±0.1	
Female	55	±2	11	8	18	31	31	±2	3.6	±0.1	
Male	74	±2	17	2	4	14	63	±2	4.0	±0.1	
<b>TOTAL COAST GUARD</b>	68	±3	16	2	3	14	65	±3	4.1	±0.1	
Enlisted	63	±3	18	2	4	15	61	±3	4.0	±0.1	
E1 – E4	40	±5	23	4	6	15	52	±8	3.7	±0.3	
E1 – E3	21	±9	NR	NR	NR	NR	NR		NR		
E4	48	±6	21	5	5	15	54	±8	3.8	±0.3	
E5 – E9	77	±3	16	2	4	14	64	±3	4.1	±0.1	
E5 – E6	74	±3	17	2	5	16	60	±4	4.0	±0.2	
E7 – E9	87	±3	14	1	2	9	74	±5	4.3	±0.2	
Officers	85	±4	10	0	1	12	77	±5	4.5	±0.2	
O1 – O3	81	±6	13	0	0	11	76	±8	4.4	±0.3	
O4 – O6	87	±5	6	0	0	7	87	±7	4.7	±0.2	
Non-Hispanic White	69	±3	15	2	3	13	67	±3	4.2	±0.1	
Total Minority	63	±7	19	2	5	17	57	±6	3.9	±0.2	
Non-Hispanic Black	61	±10	11	1	6	20	61	±13	4.2	±0.3	
Hispanic	60	±12	22	2	6	14	55	±9	3.8	±0.3	
<b>COAST GUARD FEMALES</b>	51	±6	11	9	9	21	50	±9	3.9	±0.3	
Enlisted	47	±6	12	13	12	23	41	±12	3.7	±0.3	
E1 – E4	33	±10	NR	NR	NR	NR	NR		NR		
E5 – E9	58	±7	7	15	8	23	48	±15	3.9	±0.3	
Officers	64	±13	9	0	1	17	73	±15	4.5	±0.4	
O1 – O3	67	±17	NR	0	0	12	NR	±16	NR		
O4 – O6	68	±18	7	0	2	NR	NR	±6	4.4	±0.3	
<b>COAST GUARD MALES</b>	70	±3	16	1	3	13	67	±3	4.1	±0.1	
Enlisted	65	±3	18	1	4	14	63	±3	4.0	±0.1	
E1 – E4	41	±6	22	3	4	15	56	±8	3.8	±0.3	
E5 – E9	79	±3	17	1	4	13	65	±4	4.1	±0.1	
Officers	88	±4	10	0	1	11	77	±6	4.5	±0.2	
O1 – O3	84	±7	13	0	0	10	76	±9	4.4	±0.3	
O4 – O6	89	±5	6	0	0	5	89	±7	4.7	±0.2	

Note. Percent responding are Service members who answered the question and who have been deployed longer than 30 consecutive days (Q11).

NR: Not reportable

**16. To what extent do/would you feel safe during deployments from being sexually assaulted at the following times and locations?**
**b. ON base/installation/ship, during the evening**

 1. Not at all  
4. Large extent

 2. Small extent  
5. Very large extent

3. Moderate extent

	Percent Responding		Percentages					Max ME	Degree of Feeling Safe From Being Sexually Assaulted		
			1	2	3	4	5				
<b>TOTAL DOD</b>	71	±1	16	3	7	16	58	±2	4.0	±0.1	
<b>Female</b>	54	±2	11	11	24	29	25	±2	3.5	±0.1	
<b>Male</b>	74	±2	16	2	5	14	62	±2	4.0	±0.1	
<b>TOTAL COAST GUARD</b>	68	±3	16	2	4	14	64	±3	4.1	±0.1	
<b>Enlisted</b>	63	±3	18	2	5	15	60	±3	4.0	±0.1	
<b>E1 – E4</b>	40	±5	23	4	6	16	51	±7	3.7	±0.3	
E1 – E3	21	±9	NR	NR	NR	NR	NR		NR		
E4	48	±6	21	5	5	16	53	±8	3.8	±0.3	
<b>E5 – E9</b>	77	±3	16	2	5	14	63	±3	4.1	±0.1	
E5 – E6	74	±3	17	2	6	16	59	±4	4.0	±0.2	
E7 – E9	88	±3	14	1	3	9	74	±5	4.3	±0.2	
<b>Officers</b>	84	±4	10	0	2	12	76	±5	4.4	±0.2	
<b>O1 – O3</b>	81	±6	13	0	1	11	75	±8	4.4	±0.3	
<b>O4 – O6</b>	87	±5	6	0	2	6	86	±7	4.7	±0.2	
<b>Non-Hispanic White</b>	69	±3	15	2	4	13	66	±3	4.1	±0.1	
<b>Total Minority</b>	63	±7	19	2	5	17	57	±6	3.9	±0.2	
Non-Hispanic Black	61	±10	11	1	7	21	60	±13	4.2	±0.3	
Hispanic	60	±12	23	2	7	13	55	±9	3.7	±0.3	
<b>COAST GUARD FEMALES</b>	51	±6	9	11	13	23	43	±9	3.8	±0.3	
<b>Enlisted</b>	47	±6	10	15	15	25	35	±12	3.6	±0.3	
<b>E1 – E4</b>	31	±10	NR	NR	NR	NR	NR		NR		
<b>E5 – E9</b>	58	±7	7	15	12	25	41	±15	3.8	±0.3	
<b>Officers</b>	64	±13	8	1	8	18	65	±15	4.3	±0.4	
<b>O1 – O3</b>	67	±17	NR	1	NR	12	NR	±16	NR		
<b>O4 – O6</b>	68	±18	5	2	9	NR	NR	±6	4.2	±0.3	
<b>COAST GUARD MALES</b>	70	±3	16	1	3	13	67	±3	4.1	±0.1	
<b>Enlisted</b>	65	±3	18	1	4	14	63	±3	4.0	±0.1	
<b>E1 – E4</b>	42	±6	23	3	4	15	55	±8	3.8	±0.3	
<b>E5 – E9</b>	79	±3	17	1	4	13	65	±4	4.1	±0.1	
<b>Officers</b>	87	±4	11	0	1	11	77	±6	4.4	±0.2	
<b>O1 – O3</b>	84	±7	14	0	0	10	76	±9	4.3	±0.3	
<b>O4 – O6</b>	89	±5	6	0	1	4	88	±7	4.7	±0.2	

Note. Percent responding are Service members who answered the question and who have been deployed longer than 30 consecutive days (Q11).

NR: Not reportable






























**16. To what extent do/would you feel safe during deployments from being sexually assaulted at the following times and locations?**

**c. ON base/installation/ship, after lights out**

1. Not at all  
4. Large extent

2. Small extent  
5. Very large extent

3. Moderate extent

	Percent Responding		Percentages					Max ME	Degree of Feeling Safe From Being Sexually Assaulted		
			1	2	3	4	5				
<b>TOTAL DOD</b>	71	±1	16	4	7	16	57	±2	4.0	±0.1	
Female	54	±2	12	14	24	28	23	±2	3.4	±0.1	
Male	74	±2	16	2	5	14	62	±2	4.0	±0.1	
<b>TOTAL COAST GUARD</b>	67	±3	16	2	4	14	64	±3	4.1	±0.1	
Enlisted	63	±3	18	3	5	14	60	±3	4.0	±0.1	
E1 – E4	40	±5	23	4	7	14	52	±7	3.7	±0.3	
E1 – E3	21	±9	NR	NR	NR	NR	NR		NR		
E4	48	±6	21	5	7	14	53	±8	3.7	±0.3	
E5 – E9	76	±3	16	3	4	14	63	±4	4.0	±0.1	
E5 – E6	73	±3	17	3	5	16	59	±4	4.0	±0.2	
E7 – E9	87	±4	14	2	3	9	73	±5	4.3	±0.2	
Officers	85	±4	10	0	2	12	76	±5	4.4	±0.2	
O1 – O3	81	±6	13	0	1	12	73	±8	4.3	±0.3	
O4 – O6	87	±5	6	0	2	6	86	±7	4.7	±0.2	
Non-Hispanic White	69	±3	15	2	4	13	66	±3	4.1	±0.1	
Total Minority	62	±7	20	2	5	16	57	±6	3.9	±0.2	
Non-Hispanic Black	61	±10	12	1	7	20	59	±13	4.1	±0.3	
Hispanic	60	±12	23	2	7	13	55	±9	3.7	±0.3	
<b>COAST GUARD FEMALES</b>	51	±6	11	12	14	24	39	±9	3.7	±0.3	
Enlisted	47	±6	11	16	16	24	33	±11	3.5	±0.3	
E1 – E4	33	±10	NR	NR	NR	NR	NR		NR		
E5 – E9	58	±7	7	16	10	26	40	±15	3.7	±0.3	
Officers	63	±13	8	1	8	25	57	±16	4.2	±0.4	
O1 – O3	67	±17	NR	1	NR	NR	NR	±2	NR		
O4 – O6	68	±18	5	3	11	NR	NR	±7	4.2	±0.3	
<b>COAST GUARD MALES</b>	70	±3	16	1	3	13	67	±3	4.1	±0.1	
Enlisted	65	±3	18	2	4	13	63	±3	4.0	±0.1	
E1 – E4	41	±6	23	3	4	13	56	±8	3.8	±0.3	
E5 – E9	79	±3	17	1	4	13	65	±4	4.1	±0.1	
Officers	88	±4	10	0	1	11	77	±6	4.4	±0.2	
O1 – O3	84	±7	13	0	0	10	76	±9	4.4	±0.3	
O4 – O6	89	±5	6	0	2	4	88	±7	4.7	±0.2	

Note. Percent responding are Service members who answered the question and who have been deployed longer than 30 consecutive days (Q11).

NR: Not reportable

**16. To what extent do/would you feel safe during deployments from being sexually assaulted at the following times and locations?**
**d. ON base/installation/ship, during the weekend**

 1. Not at all  
4. Large extent

 2. Small extent  
5. Very large extent

3. Moderate extent

	Percent Responding		Percentages					Max ME	Degree of Feeling Safe From Being Sexually Assaulted		
			1	2	3	4	5				
<b>TOTAL DOD</b>	71	±1	16	3	7	16	58	±2	4.0	±0.1	
<b>Female</b>	54	±2	11	11	25	28	25	±2	3.4	±0.1	
<b>Male</b>	74	±2	16	2	5	14	62	±2	4.0	±0.1	
<b>TOTAL COAST GUARD</b>	67	±3	16	2	4	14	64	±3	4.1	±0.1	
<b>Enlisted</b>	63	±3	18	3	5	15	60	±3	4.0	±0.1	
<b>E1 – E4</b>	40	±5	23	4	6	16	51	±7	3.7	±0.3	
E1 – E3	21	±9	NR	NR	NR	NR	NR		NR		
E4	48	±6	21	5	5	16	52	±8	3.7	±0.3	
<b>E5 – E9</b>	76	±3	16	2	5	14	63	±4	4.1	±0.1	
E5 – E6	73	±3	17	2	5	16	59	±4	4.0	±0.2	
E7 – E9	87	±4	14	1	3	9	73	±5	4.3	±0.2	
<b>Officers</b>	83	±4	10	0	2	12	75	±5	4.4	±0.2	
<b>O1 – O3</b>	81	±6	13	0	2	12	73	±8	4.3	±0.3	
<b>O4 – O6</b>	85	±5	6	0	2	6	85	±7	4.6	±0.2	
<b>Non-Hispanic White</b>	68	±3	15	2	4	14	66	±3	4.1	±0.1	
<b>Total Minority</b>	63	±7	20	2	6	16	56	±6	3.9	±0.2	
Non-Hispanic Black	60	±10	12	0	8	20	59	±13	4.1	±0.4	
Hispanic	60	±12	23	1	8	13	55	±9	3.8	±0.3	
<b>COAST GUARD FEMALES</b>	50	±6	10	13	13	25	40	±9	3.7	±0.3	
<b>Enlisted</b>	47	±6	11	16	14	25	34	±12	3.5	±0.3	
<b>E1 – E4</b>	33	±10	NR	NR	NR	NR	NR		NR		
<b>E5 – E9</b>	57	±8	7	16	11	25	41	±15	3.7	±0.3	
<b>Officers</b>	63	±13	7	2	10	24	57	±16	4.2	±0.4	
<b>O1 – O3</b>	66	±17	NR	1	NR	NR	NR	±2	NR		
<b>O4 – O6</b>	68	±18	5	4	7	NR	NR	±5	4.2	±0.3	
<b>COAST GUARD MALES</b>	69	±3	16	1	3	13	66	±3	4.1	±0.1	
<b>Enlisted</b>	65	±3	18	1	4	14	63	±3	4.0	±0.1	
<b>E1 – E4</b>	42	±6	23	3	4	15	55	±8	3.8	±0.3	
<b>E5 – E9</b>	79	±3	17	1	4	13	65	±4	4.1	±0.1	
<b>Officers</b>	86	±4	11	0	1	11	77	±6	4.4	±0.2	
<b>O1 – O3</b>	84	±7	13	0	0	10	76	±9	4.4	±0.3	
<b>O4 – O6</b>	87	±5	6	0	2	4	88	±7	4.7	±0.2	

Note. Percent responding are Service members who answered the question and who have been deployed longer than 30 consecutive days (Q11).

NR: Not reportable

**16. To what extent do/would you feel safe during deployments from being sexually assaulted at the following times and locations?**

**e. ON base/installation/ship, in your barracks/housing area**

1. Not at all  
4. Large extent

2. Small extent  
5. Very large extent

3. Moderate extent

	Percent Responding		Percentages					Max ME	Degree of Feeling Safe From Being Sexually Assaulted		
			1	2	3	4	5				
<b>TOTAL DOD</b>	70	±1	16	3	7	16	59	±2	4.0	±0.1	
Female	54	±2	12	10	20	30	28	±2	3.5	±0.1	
Male	73	±2	16	2	5	14	63	±2	4.0	±0.1	
<b>TOTAL COAST GUARD</b>	67	±3	16	2	4	14	64	±3	4.1	±0.1	
Enlisted	63	±3	18	2	5	14	60	±3	4.0	±0.1	
E1 – E4	40	±5	24	4	6	15	52	±8	3.7	±0.3	
E1 – E3	21	±9	NR	NR	NR	NR	NR		NR		
E4	48	±6	22	5	6	15	53	±8	3.7	±0.3	
E5 – E9	76	±3	16	2	5	14	63	±4	4.0	±0.1	
E5 – E6	73	±3	17	2	6	16	59	±4	4.0	±0.2	
E7 – E9	86	±4	14	1	3	9	73	±5	4.3	±0.2	
Officers	83	±4	10	0	2	12	75	±5	4.4	±0.2	
O1 – O3	79	±7	13	0	1	12	74	±8	4.3	±0.3	
O4 – O6	85	±5	6	0	2	7	85	±7	4.6	±0.2	
Non-Hispanic White	68	±3	15	2	4	13	66	±3	4.1	±0.1	
Total Minority	62	±7	20	2	6	15	57	±6	3.9	±0.2	
Non-Hispanic Black	60	±10	12	0	8	18	60	±13	4.1	±0.4	
Hispanic	59	±12	23	1	8	12	55	±9	3.7	±0.3	
<b>COAST GUARD FEMALES</b>	51	±6	10	11	15	22	41	±9	3.7	±0.3	
Enlisted	47	±6	11	15	18	22	34	±12	3.5	±0.3	
E1 – E4	33	±10	NR	NR	NR	NR	NR		NR		
E5 – E9	58	±7	7	14	15	24	40	±15	3.8	±0.3	
Officers	63	±13	8	1	7	22	62	±16	4.3	±0.4	
O1 – O3	66	±17	NR	1	NR	NR	NR	±1	NR		
O4 – O6	67	±18	6	1	7	NR	NR	±6	4.2	±0.3	
<b>COAST GUARD MALES</b>	69	±3	17	1	3	13	66	±3	4.1	±0.1	
Enlisted	65	±3	19	1	4	13	63	±3	4.0	±0.1	
E1 – E4	41	±6	24	2	4	14	55	±8	3.8	±0.3	
E5 – E9	78	±3	17	1	4	13	65	±4	4.1	±0.1	
Officers	85	±4	11	0	2	11	77	±6	4.4	±0.2	
O1 – O3	82	±7	14	0	0	10	76	±9	4.3	±0.3	
O4 – O6	87	±5	6	0	1	4	88	±7	4.7	±0.2	

Note. Percent responding are Service members who answered the question and who have been deployed longer than 30 consecutive days (Q11).

NR: Not reportable

**16. To what extent do/would you feel safe during deployments from being sexually assaulted at the following times and locations?**
**f. ON base/installation/ship, not in your barracks/housing area**

 1. Not at all  
 4. Large extent

 2. Small extent  
 5. Very large extent

3. Moderate extent

	Percent Responding		Percentages					Max ME	Degree of Feeling Safe From Being Sexually Assaulted		
			1	2	3	4	5				
<b>TOTAL DOD</b>	71	±1	15	3	8	16	58	±2	4.0	±0.1	
<b>Female</b>	55	±2	11	12	25	29	23	±2	3.4	±0.1	
<b>Male</b>	74	±2	16	2	5	14	62	±2	4.0	±0.1	
<b>TOTAL COAST GUARD</b>	68	±3	15	2	4	15	64	±3	4.1	±0.1	
<b>Enlisted</b>	63	±3	17	3	5	15	60	±3	4.0	±0.1	
<b>E1 – E4</b>	41	±5	22	5	6	17	50	±7	3.7	±0.3	
E1 – E3	21	±9	NR	NR	NR	NR	NR		NR		
E4	48	±6	21	5	6	18	51	±8	3.7	±0.3	
<b>E5 – E9</b>	77	±3	16	2	5	15	63	±3	4.1	±0.1	
E5 – E6	74	±3	17	2	5	17	59	±4	4.0	±0.2	
E7 – E9	87	±3	13	1	2	10	73	±5	4.3	±0.2	
<b>Officers</b>	85	±4	10	0	1	13	76	±5	4.4	±0.2	
<b>O1 – O3</b>	81	±6	13	0	1	10	76	±8	4.4	±0.3	
<b>O4 – O6</b>	87	±5	6	0	0	10	84	±7	4.7	±0.2	
<b>Non-Hispanic White</b>	69	±3	15	2	4	14	66	±3	4.1	±0.1	
<b>Total Minority</b>	63	±7	18	3	5	18	56	±6	3.9	±0.2	
Non-Hispanic Black	61	±10	12	1	7	20	60	±13	4.1	±0.3	
Hispanic	61	±12	21	3	7	15	54	±9	3.8	±0.3	
<b>COAST GUARD FEMALES</b>	51	±6	10	12	14	21	44	±9	3.8	±0.3	
<b>Enlisted</b>	48	±6	10	15	17	23	35	±12	3.6	±0.3	
<b>E1 – E4</b>	33	±10	NR	NR	NR	NR	NR		NR		
<b>E5 – E9</b>	58	±7	7	15	14	22	42	±15	3.8	±0.3	
<b>Officers</b>	63	±13	8	2	6	16	68	±15	4.4	±0.4	
<b>O1 – O3</b>	67	±17	NR	1	NR	8	76	±18	NR		
<b>O4 – O6</b>	68	±18	4	3	5	NR	NR	±4	4.3	±0.3	
<b>COAST GUARD MALES</b>	70	±3	16	1	3	14	66	±3	4.1	±0.1	
<b>Enlisted</b>	66	±3	18	1	4	15	62	±3	4.0	±0.1	
<b>E1 – E4</b>	42	±6	22	4	4	16	54	±8	3.8	±0.3	
<b>E5 – E9</b>	79	±3	17	1	4	14	65	±4	4.1	±0.1	
<b>Officers</b>	88	±4	10	0	1	12	76	±6	4.4	±0.2	
<b>O1 – O3</b>	84	±7	13	0	0	10	76	±9	4.4	±0.3	
<b>O4 – O6</b>	89	±5	6	0	0	8	86	±7	4.7	±0.2	

Note. Percent responding are Service members who answered the question and who have been deployed longer than 30 consecutive days (Q11).

NR: Not reportable

**g. ON DUTY away from your base/installation/ship (e.g., on patrol or being a part of a convoy)**

1. Not at all                      2. Small extent                      3. Moderate extent

4. Large extent

	Percent Responding		Percentages					Max ME	Degree of Feeling Safe From Being Sexually Assaulted		
			1	2	3	4	5				
TOTAL DOD	71	±1	16	4	8	16	58	±2	4.0	±0.1	<div></div>
Female	54	±2	12	12	25	28	22	±2	3.4	±0.1	<div></div>
Male	74	±2	16	3	5	14	62	±2	4.0	±0.1	<div></div>
TOTAL COAST GUARD	68	±3	15	2	5	15	63	±3	4.1	±0.1	<div></div>
Enlisted	64	±3	17	2	6	16	59	±3	4.0	±0.1	<div></div>
E1 – E4	41	±5	21	5	6	16	50	±7	3.7	±0.3	<div></div>
E1 – E3	21	±9	NR	NR	NR	NR	NR		NR		<div></div>
E4	48	±6	21	5	6	17	52	±8	3.7	±0.3	<div></div>
E5 – E9	77	±3	16	2	5	15	62	±3	4.1	±0.1	<div></div>
E5 – E6	74	±3	17	2	6	17	58	±4	4.0	±0.2	<div></div>
E7 – E9	88	±3	14	1	3	10	73	±5	4.3	±0.2	<div></div>
Officers	84	±4	10	1	2	14	73	±5	4.4	±0.2	<div></div>
O1 – O3	81	±6	12	2	2	11	73	±8	4.3	±0.3	<div></div>
O4 – O6	87	±5	6	1	1	11	80	±7	4.6	±0.2	<div></div>
Non-Hispanic White	69	±3	14	2	4	14	65	±3	4.1	±0.1	<div></div>
Total Minority	63	±7	18	3	5	19	55	±6	3.9	±0.2	<div></div>
Non-Hispanic Black	61	±10	12	1	6	22	59	±13	4.2	±0.3	<div></div>
Hispanic	61	±12	21	3	8	15	53	±9	3.8	±0.3	<div></div>
COAST GUARD FEMALES	51	±6	8	14	20	21	38	±9	3.7	±0.3	<div></div>
Enlisted	48	±6	9	16	23	22	29	±11	3.5	±0.3	<div></div>
E1 – E4	33	±10	NR	NR	NR	NR	NR		NR		<div></div>
E5 – E9	58	±7	7	15	21	23	34	±15	3.6	±0.3	<div></div>
Officers	63	±13	3	NR	9	19	63	±15	4.3	±0.3	<div></div>
O1 – O3	67	±17	2	NR	NR	11	NR	±15	4.4	±0.4	<div></div>
O4 – O6	67	±18	3	3	9	NR	NR	±6	4.2	±0.3	<div></div>
COAST GUARD MALES	70	±3	16	1	3	15	65	±3	4.1	±0.1	<div></div>
Enlisted	66	±3	18	1	4	15	62	±3	4.0	±0.1	<div></div>
E1 – E4	42	±6	22	4	4	16	54	±8	3.8	±0.3	<div></div>
E5 – E9	80	±3	17	0	4	15	64	±4	4.1	±0.1	<div></div>
Officers	87	±4	10	1	1	13	74	±6	4.4	±0.2	<div></div>
O1 – O3	84	±7	13	1	0	11	74	±9	4.3	±0.3	<div></div>
O4 – O6	89	±5	6	1	1	9	83	±7	4.6	±0.2	<div></div>

NR: Not reportable
































**16. To what extent do/would you feel safe during deployments from being sexually assaulted at the following times and locations?**
**h. OFF DUTY away from your base/installation/ship, during the day**

 1. Not at all  
 4. Large extent

 2. Small extent  
 5. Very large extent

3. Moderate extent

	Percent Responding		Percentages					Max ME	Degree of Feeling Safe From Being Sexually Assaulted		
			1	2	3	4	5				
<b>TOTAL DOD</b>	71	±1	15	4	8	16	57	±2	3.9	±0.1	
<b>Female</b>	55	±2	11	13	28	28	20	±2	3.3	±0.1	
<b>Male</b>	74	±2	16	3	6	14	61	±2	4.0	±0.1	
<b>TOTAL COAST GUARD</b>	68	±3	15	3	5	17	60	±3	4.0	±0.1	
<b>Enlisted</b>	63	±3	17	3	6	17	57	±3	3.9	±0.1	
<b>E1 – E4</b>	40	±5	21	6	8	16	49	±8	3.7	±0.3	
E1 – E3	21	±9	NR	NR	NR	NR	NR		NR		
E4	48	±6	20	5	8	16	51	±8	3.7	±0.3	
<b>E5 – E9</b>	77	±3	16	2	6	17	59	±4	4.0	±0.1	
E5 – E6	74	±3	16	3	6	19	56	±4	3.9	±0.2	
E7 – E9	88	±3	14	1	4	12	69	±5	4.2	±0.2	
<b>Officers</b>	84	±4	10	1	2	17	70	±5	4.4	±0.2	
<b>O1 – O3</b>	80	±7	13	0	1	15	71	±8	4.3	±0.3	
<b>O4 – O6</b>	87	±5	6	1	1	16	76	±7	4.6	±0.2	
<b>Non-Hispanic White</b>	69	±3	15	2	4	16	63	±3	4.1	±0.1	
<b>Total Minority</b>	63	±7	17	3	8	21	51	±6	3.8	±0.2	
Non-Hispanic Black	60	±10	12	1	12	21	54	±13	4.0	±0.4	
Hispanic	61	±12	20	3	11	17	48	±9	3.7	±0.3	
<b>COAST GUARD FEMALES</b>	51	±6	10	12	19	26	33	±9	3.6	±0.3	
<b>Enlisted</b>	47	±6	11	15	25	24	25	±11	3.4	±0.3	
<b>E1 – E4</b>	33	±10	NR	NR	NR	NR	NR		NR		
<b>E5 – E9</b>	58	±7	7	17	25	23	29	±15	3.5	±0.3	
<b>Officers</b>	63	±13	7	2	4	32	55	±16	4.3	±0.4	
<b>O1 – O3</b>	67	±17	NR	1	3	NR	NR	±3	NR		
<b>O4 – O6</b>	67	±18	5	2	8	NR	NR	±6	4.2	±0.3	
<b>COAST GUARD MALES</b>	70	±3	16	2	4	16	63	±3	4.1	±0.1	
<b>Enlisted</b>	66	±3	17	2	4	16	60	±3	4.0	±0.1	
<b>E1 – E4</b>	41	±6	21	5	6	15	53	±8	3.8	±0.3	
<b>E5 – E9</b>	79	±3	16	1	4	17	62	±4	4.1	±0.1	
<b>Officers</b>	87	±4	10	1	2	16	72	±6	4.4	±0.2	
<b>O1 – O3</b>	83	±7	14	0	1	13	73	±9	4.3	±0.3	
<b>O4 – O6</b>	89	±5	6	1	1	13	79	±8	4.6	±0.2	

Note. Percent responding are Service members who answered the question and who have been deployed longer than 30 consecutive days (Q11).

NR: Not reportable

**16. To what extent do/would you feel safe during deployments from being sexually assaulted at the following times and locations?**

**i. OFF DUTY away from your base/installation/ship, during the evening**

1. Not at all  
4. Large extent

2. Small extent  
5. Very large extent

3. Moderate extent

	Percent Responding		Percentages					Max ME	Degree of Feeling Safe From Being Sexually Assaulted		
			1	2	3	4	5				
<b>TOTAL DOD</b>	71	±1	15	4	9	15	56	±2	3.9	±0.1	
Female	55	±2	12	16	30	24	17	±2	3.2	±0.1	
Male	74	±2	16	3	7	14	61	±2	4.0	±0.1	
<b>TOTAL COAST GUARD</b>	68	±3	15	3	6	17	59	±3	4.0	±0.1	
Enlisted	63	±3	17	4	7	16	56	±3	3.9	±0.1	
E1 – E4	40	±5	20	6	9	16	48	±8	3.7	±0.3	
E1 – E3	21	±9	NR	NR	NR	NR	NR		NR		
E4	47	±6	19	6	10	15	51	±8	3.7	±0.3	
E5 – E9	77	±3	16	3	6	16	59	±4	4.0	±0.1	
E5 – E6	74	±3	17	3	7	18	55	±4	3.9	±0.2	
E7 – E9	87	±3	14	2	4	12	68	±5	4.2	±0.2	
Officers	84	±4	10	1	3	18	68	±6	4.3	±0.2	
O1 – O3	81	±6	13	1	1	17	68	±8	4.3	±0.3	
O4 – O6	87	±5	5	2	3	17	73	±8	4.5	±0.2	
Non-Hispanic White	69	±3	14	3	5	15	62	±3	4.1	±0.1	
Total Minority	63	±7	17	4	8	22	49	±6	3.8	±0.2	
Non-Hispanic Black	61	±10	12	2	10	21	55	±13	4.0	±0.4	
Hispanic	60	±12	20	3	11	18	48	±9	3.7	±0.3	
<b>COAST GUARD FEMALES</b>	50	±6	10	15	22	23	29	±9	3.5	±0.3	
Enlisted	47	±6	12	19	27	19	24	±11	3.2	±0.3	
E1 – E4	33	±10	NR	NR	NR	NR	NR		NR		
E5 – E9	57	±8	9	20	25	19	28	±14	3.4	±0.3	
Officers	63	±13	NR	4	10	37	43	±16	4.1	±0.4	
O1 – O3	67	±17	NR	4	6	NR	NR	±8	NR		
O4 – O6	67	±18	3	4	19	NR	NR	±11	4.0	±0.4	
<b>COAST GUARD MALES</b>	70	±3	16	2	4	16	62	±3	4.1	±0.1	
Enlisted	65	±3	17	2	5	16	60	±3	4.0	±0.1	
E1 – E4	41	±6	21	5	7	16	53	±8	3.7	±0.3	
E5 – E9	79	±3	16	1	4	16	62	±4	4.1	±0.1	
Officers	87	±4	10	1	2	17	70	±6	4.4	±0.2	
O1 – O3	84	±7	14	0	1	14	72	±9	4.3	±0.3	
O4 – O6	89	±5	6	1	2	15	76	±8	4.5	±0.2	

Note. Percent responding are Service members who answered the question and who have been deployed longer than 30 consecutive days (Q11).

NR: Not reportable

**16. Do/would you feel safe to a large extent during deployments from being sexually assaulted at different times on military or non-military locations? Constructed from Q16a-i.**

1. Felt safe at all military locations and times
2. Felt safe at all non-military locations and times
3. Felt safe at all locations and times
4. Did not feel safe at all military or non-military locations and times

	Percent Responding		Percentages				Max ME
			1	2	3	4	
<b>TOTAL DOD</b>	72	±1	1	4	66	29	±2
<b>Female</b>	55	±2	4	4	34	58	±2
<b>Male</b>	74	±2	1	4	70	26	±2
<b>TOTAL COAST GUARD</b>	68	±3	1	4	71	24	±3
<b>Enlisted</b>	64	±3	1	3	68	27	±3
<b>E1 – E4</b>	41	±5	0	2	60	37	±7
E1 – E3	21	±9	NR	NR	NR	NR	
E4	48	±6	1	3	61	36	±8
<b>E5 – E9</b>	77	±3	1	4	71	25	±3
E5 – E6	74	±3	2	4	68	26	±4
E7 – E9	88	±3	1	2	78	19	±5
<b>Officers</b>	85	±4	1	5	80	14	±5
<b>O1 – O3</b>	81	±6	2	4	78	17	±8
<b>O4 – O6</b>	87	±5	2	6	84	9	±7
<b>Non-Hispanic White</b>	69	±3	1	4	73	22	±3
<b>Total Minority</b>	63	±7	1	4	65	30	±6
Non-Hispanic Black	61	±10	0	2	72	26	±12
Hispanic	61	±12	1	5	57	36	±9
<b>COAST GUARD FEMALES</b>	51	±6	5	4	45	46	±8
<b>Enlisted</b>	48	±6	6	3	36	56	±9
<b>E1 – E4</b>	33	±10	NR	NR	NR	NR	
<b>E5 – E9</b>	58	±7	8	3	40	50	±10
<b>Officers</b>	64	±13	5	NR	70	19	±14
<b>O1 – O3</b>	67	±17	4	NR	NR	NR	±9
<b>O4 – O6</b>	68	±18	9	3	70	19	±16
<b>COAST GUARD MALES</b>	70	±3	1	4	74	22	±3
<b>Enlisted</b>	66	±3	1	3	71	25	±3
<b>E1 – E4</b>	42	±6	1	2	64	33	±8
<b>E5 – E9</b>	80	±3	1	4	73	22	±3
<b>Officers</b>	88	±4	1	4	81	14	±5
<b>O1 – O3</b>	84	±7	1	3	79	16	±9
<b>O4 – O6</b>	89	±5	2	6	85	8	±8

Note. Percent responding are Service members who answered the question and who have been deployed longer than 30 consecutive days (Q11).

NR: Not reportable

# 17. To what extent...

## a. Do people in the military who sexually harass others get away with it?

1. Not at all  
4. Large extent

2. Small extent  
5. Very large extent

3. Moderate extent

	Percent Responding		Percentages					Max ME	Average Extent		
			1	2	3	4	5				
<b>TOTAL DOD</b>	99	±1	19	38	25	12	5	±2	2.5	±0.1	
Female	99	±1	11	31	28	19	11	±2	2.9	±0.1	
Male	100	±1	21	39	25	11	5	±2	2.4	±0.1	
<b>TOTAL COAST GUARD</b>	99	±1	17	43	27	9	3	±3	2.4	±0.1	
Enlisted	99	±1	19	41	27	9	4	±3	2.4	±0.1	
E1 – E4	99	±1	27	35	25	8	4	±7	2.3	±0.2	
E1 – E3	99	±2	41	28	22	8	1	±16	2.0	±0.3	
E4	99	±1	21	38	27	9	6	±6	2.4	±0.2	
E5 – E9	99	±1	15	44	28	10	4	±3	2.4	±0.1	
E5 – E6	99	±1	15	43	28	10	4	±4	2.5	±0.1	
E7 – E9	100	±1	16	47	26	8	2	±5	2.3	±0.1	
Officers	99	±1	10	54	28	7	1	±5	2.4	±0.1	
O1 – O3	99	±2	8	53	30	8	2	±8	2.4	±0.2	
O4 – O6	100	±1	11	51	31	6	1	±7	2.4	±0.2	
Non-Hispanic White	99	±1	16	45	27	9	3	±3	2.4	±0.1	
Total Minority	100	±1	23	39	27	8	4	±8	2.3	±0.2	
Non-Hispanic Black	100	±0	19	32	37	9	3	±11	2.5	±0.2	
Hispanic	99	±2	30	37	22	7	4	±15	2.2	±0.3	
<b>COAST GUARD FEMALES</b>	100	±1	8	34	31	19	9	±6	2.9	±0.2	
Enlisted	100	±0	9	34	30	18	10	±7	2.9	±0.2	
E1 – E4	100	±0	11	34	29	19	7	±12	2.8	±0.3	
E5 – E9	100	±0	7	34	30	17	11	±8	2.9	±0.2	
Officers	100	±1	4	33	36	20	7	±14	2.9	±0.3	
O1 – O3	100	±1	6	30	35	20	9	±18	3.0	±0.4	
O4 – O6	100	±0	1	NR	NR	13	5	±7	2.8	±0.2	
<b>COAST GUARD MALES</b>	99	±1	19	45	27	7	3	±3	2.3	±0.1	
Enlisted	99	±1	21	41	27	8	3	±4	2.3	±0.1	
E1 – E4	99	±1	29	35	25	7	4	±8	2.2	±0.2	
E5 – E9	99	±1	16	45	27	9	3	±3	2.4	±0.1	
Officers	99	±1	11	56	27	5	0	±6	2.3	±0.1	
O1 – O3	99	±3	8	59	28	5	0	±9	2.3	±0.2	
O4 – O6	100	±1	12	52	30	5	1	±8	2.3	±0.2	

Note. Percent responding are Service members who answered the question.

NR: Not reportable

## 17. To what extent...

b. Do people in the military feel comfortable reporting sensitive issues to authorities, such as discrimination, harassment, or sexual assault?

1. Not at all  
4. Large extent

2. Small extent  
5. Very large extent

3. Moderate extent

	Percent Responding		Percentages					Max ME	Average Extent		
			1	2	3	4	5				
<b>TOTAL DOD</b>	99	±1	10	26	34	21	8	±2	2.9	±0.1	
<b>Female</b>	99	±1	14	34	33	15	5	±2	2.6	±0.1	
<b>Male</b>	99	±1	10	25	35	22	9	±2	3.0	±0.1	
<b>TOTAL COAST GUARD</b>	99	±1	9	26	38	20	7	±3	2.9	±0.1	
<b>Enlisted</b>	99	±1	10	26	36	19	8	±3	2.9	±0.1	
<b>E1 – E4</b>	99	±1	13	22	37	18	10	±8	2.9	±0.2	
E1 – E3	98	±3	16	18	36	16	NR	±13	NR		
E4	99	±1	12	24	37	18	8	±6	2.9	±0.2	
<b>E5 – E9</b>	100	±1	9	28	36	20	7	±3	2.9	±0.1	
E5 – E6	99	±1	10	29	36	18	6	±4	2.8	±0.1	
E7 – E9	100	±0	5	25	36	25	9	±5	3.1	±0.1	
<b>Officers</b>	99	±1	5	26	42	23	5	±5	3.0	±0.1	
<b>O1 – O3</b>	99	±2	6	24	41	24	5	±8	3.0	±0.2	
<b>O4 – O6</b>	99	±1	5	25	41	23	5	±7	3.0	±0.2	
<b>Non-Hispanic White</b>	99	±1	8	26	37	22	6	±3	2.9	±0.1	
<b>Total Minority</b>	100	±1	13	25	38	13	12	±10	2.9	±0.2	
Non-Hispanic Black	100	±0	11	33	37	12	6	±10	2.7	±0.3	
Hispanic	99	±2	15	22	35	11	NR	±10	2.9	±0.4	
<b>COAST GUARD FEMALES</b>	100	±1	12	37	35	14	3	±6	2.6	±0.2	
<b>Enlisted</b>	100	±0	14	35	34	14	4	±7	2.6	±0.2	
<b>E1 – E4</b>	100	±0	16	31	35	16	3	±12	2.6	±0.3	
<b>E5 – E9</b>	100	±0	12	38	33	13	5	±9	2.6	±0.2	
<b>Officers</b>	100	±1	5	44	39	12	0	±14	2.6	±0.2	
<b>O1 – O3</b>	100	±1	5	NR	NR	NR	1	±12	2.5	±0.3	
<b>O4 – O6</b>	100	±0	7	NR	NR	NR	0	±4	NR		
<b>COAST GUARD MALES</b>	99	±1	9	24	38	21	8	±3	2.9	±0.1	
<b>Enlisted</b>	99	±1	10	25	37	20	9	±4	2.9	±0.1	
<b>E1 – E4</b>	99	±1	13	21	37	18	11	±9	2.9	±0.2	
<b>E5 – E9</b>	99	±1	8	27	37	21	7	±3	2.9	±0.1	
<b>Officers</b>	99	±1	5	23	42	24	6	±6	3.0	±0.1	
<b>O1 – O3</b>	99	±3	6	20	42	27	6	±9	3.1	±0.2	
<b>O4 – O6</b>	99	±1	5	24	41	24	6	±8	3.0	±0.2	

Note. Percent responding are Service members who answered the question.

NR: Not reportable

# 17. To what extent...

c. Would you feel responsible for stopping another Service member from having sex with someone who seems too intoxicated to consent?

1. Not at all  
4. Large extent

2. Small extent  
5. Very large extent

3. Moderate extent

	Percent Responding		Percentages					Max ME	Average Extent		
			1	2	3	4	5				
<b>TOTAL DOD</b>	99	±1	5	3	11	25	56	±2	4.2	±0.1	
Female	99	±1	5	4	12	27	52	±2	4.2	±0.1	
Male	100	±1	5	3	11	25	56	±2	4.2	±0.1	
<b>TOTAL COAST GUARD</b>	99	±1	4	3	11	28	55	±3	4.3	±0.1	
Enlisted	99	±1	5	3	12	29	51	±3	4.2	±0.1	
E1 – E4	99	±1	5	5	16	28	45	±6	4.0	±0.2	
E1 – E3	99	±2	6	4	21	28	42	±16	4.0	±0.4	
E4	99	±1	5	6	14	29	47	±6	4.1	±0.2	
E5 – E9	99	±1	4	2	10	29	55	±3	4.3	±0.1	
E5 – E6	99	±1	5	2	12	30	51	±4	4.2	±0.1	
E7 – E9	99	±1	3	1	5	25	66	±5	4.5	±0.1	
Officers	99	±1	2	1	6	24	68	±5	4.5	±0.1	
O1 – O3	99	±2	0	2	5	27	66	±8	4.6	±0.2	
O4 – O6	100	±1	1	1	5	20	74	±7	4.7	±0.1	
Non-Hispanic White	99	±1	4	3	11	28	55	±3	4.3	±0.1	
Total Minority	99	±1	5	3	11	26	54	±6	4.2	±0.2	
Non-Hispanic Black	100	±0	4	4	11	27	54	±10	4.2	±0.3	
Hispanic	98	±2	8	3	10	24	56	±11	4.2	±0.3	
<b>COAST GUARD FEMALES</b>	100	±1	2	3	12	30	53	±6	4.3	±0.2	
Enlisted	100	±1	2	3	13	29	52	±7	4.3	±0.2	
E1 – E4	100	±0	1	4	14	37	45	±12	4.2	±0.2	
E5 – E9	100	±1	3	3	13	24	57	±8	4.3	±0.2	
Officers	100	±0	NR	0	8	30	58	±14	4.4	±0.3	
O1 – O3	100	±0	0	1	NR	36	NR	±18	4.5	±0.3	
O4 – O6	100	±0	1	1	NR	14	NR	±7	NR		
<b>COAST GUARD MALES</b>	99	±1	4	3	11	27	55	±3	4.3	±0.1	
Enlisted	99	±1	5	3	12	28	51	±3	4.2	±0.1	
E1 – E4	99	±1	6	6	16	27	45	±7	4.0	±0.2	
E5 – E9	99	±1	5	2	10	29	54	±3	4.3	±0.1	
Officers	99	±1	2	1	5	23	69	±5	4.6	±0.1	
O1 – O3	99	±2	0	2	5	25	68	±8	4.6	±0.2	
O4 – O6	100	±1	1	1	4	21	74	±7	4.7	±0.1	

Note. Percent responding are Service members who answered the question.

NR: Not reportable

## 17. To what extent...

## d. Would you feel responsible for stopping another Service member who is sexually harassing other(s)?

1. Not at all

2. Small extent

3. Moderate extent

4. Large extent

5. Very large extent

	Percent Responding		Percentages					Max ME	Average Extent		
			1	2	3	4	5				
<b>TOTAL DOD</b>	100	±1	4	3	11	26	56	±2	4.3	±0.1	
<b>Female</b>	99	±1	4	4	13	28	51	±2	4.2	±0.1	
<b>Male</b>	100	±1	4	2	10	26	57	±2	4.3	±0.1	
<b>TOTAL COAST GUARD</b>	99	±1	3	2	10	29	56	±3	4.3	±0.1	
<b>Enlisted</b>	99	±1	4	2	11	31	52	±3	4.3	±0.1	
<b>E1 – E4</b>	99	±1	5	3	16	34	42	±6	4.0	±0.2	
E1 – E3	98	±3	6	2	12	34	46	±15	4.1	±0.3	
E4	99	±1	4	4	18	34	40	±6	4.0	±0.2	
<b>E5 – E9</b>	99	±1	3	1	9	29	58	±3	4.4	±0.1	
E5 – E6	99	±1	3	2	10	31	53	±4	4.3	±0.1	
E7 – E9	99	±1	2	1	3	20	75	±5	4.7	±0.1	
<b>Officers</b>	99	±1	1	1	3	22	73	±5	4.6	±0.1	
<b>O1 – O3</b>	99	±2	0	1	4	27	68	±8	4.6	±0.1	
<b>O4 – O6</b>	99	±1	0	0	0	20	79	±7	4.8	±0.1	
<b>Non-Hispanic White</b>	99	±1	3	2	9	29	57	±3	4.4	±0.1	
<b>Total Minority</b>	99	±1	4	1	11	29	55	±6	4.3	±0.2	
Non-Hispanic Black	100	±0	3	0	16	22	59	±10	4.3	±0.2	
Hispanic	99	±2	7	2	9	27	55	±11	4.2	±0.3	
<b>COAST GUARD FEMALES</b>	99	±1	2	1	11	31	55	±6	4.4	±0.1	
<b>Enlisted</b>	99	±2	2	1	13	30	53	±7	4.3	±0.2	
<b>E1 – E4</b>	98	±3	1	3	12	37	47	±12	4.3	±0.2	
<b>E5 – E9</b>	100	±1	3	0	13	26	58	±8	4.4	±0.2	
<b>Officers</b>	100	±1	0	0	5	32	62	±14	4.6	±0.2	
<b>O1 – O3</b>	100	±0	0	0	NR	35	NR	±18	4.5	±0.3	
<b>O4 – O6</b>	99	±1	1	0	1	NR	NR	±2	4.7	±0.2	
<b>COAST GUARD MALES</b>	99	±1	3	2	10	29	57	±3	4.3	±0.1	
<b>Enlisted</b>	99	±1	4	2	11	31	52	±3	4.2	±0.1	
<b>E1 – E4</b>	99	±1	6	3	17	33	41	±7	4.0	±0.2	
<b>E5 – E9</b>	99	±1	3	1	8	29	59	±3	4.4	±0.1	
<b>Officers</b>	99	±1	1	1	3	21	74	±5	4.7	±0.1	
<b>O1 – O3</b>	99	±2	0	1	3	25	70	±9	4.6	±0.2	
<b>O4 – O6</b>	99	±1	0	0	0	19	80	±7	4.8	±0.1	

Note. Percent responding are Service members who answered the question.

NR: Not reportable

17. To what extent...

e. Would you feel responsible to get help (e.g., medical, psychological) for another Service member who had been sexually assaulted?

1. Not at all  
4. Large extent

2. Small extent  
5. Very large extent

3. Moderate extent

	Percent Responding		Percentages					Max ME	Average Extent		
			1	2	3	4	5				
<b>TOTAL DOD</b>	100	±1	3	2	8	21	66	±2	4.4	±0.1	
Female	100	±1	2	2	8	22	66	±2	4.5	±0.1	
Male	100	±1	3	2	8	21	66	±2	4.4	±0.1	
<b>TOTAL COAST GUARD</b>	99	±1	3	2	8	22	66	±3	4.5	±0.1	
Enlisted	99	±1	3	2	9	23	62	±3	4.4	±0.1	
E1 – E4	100	±1	5	3	14	28	50	±7	4.2	±0.2	
E1 – E3	99	±2	6	3	12	36	43	±18	4.1	±0.3	
E4	100	±1	4	3	14	25	53	±6	4.2	±0.2	
E5 – E9	99	±1	3	1	7	20	69	±3	4.5	±0.1	
E5 – E6	99	±1	3	2	8	22	65	±4	4.5	±0.1	
E7 – E9	100	±0	2	0	2	13	82	±4	4.7	±0.1	
Officers	99	±1	1	1	2	16	81	±5	4.7	±0.1	
O1 – O3	99	±2	0	1	3	17	79	±7	4.7	±0.1	
O4 – O6	100	±1	0	0	1	14	85	±6	4.8	±0.1	
Non-Hispanic White	99	±1	2	2	8	20	68	±3	4.5	±0.1	
Total Minority	99	±1	4	2	8	26	60	±8	4.3	±0.1	
Non-Hispanic Black	100	±0	2	1	7	15	75	±10	4.6	±0.2	
Hispanic	99	±2	6	2	8	28	56	±15	4.3	±0.2	
<b>COAST GUARD FEMALES</b>	100	±0	1	2	6	18	72	±6	4.6	±0.1	
Enlisted	100	±0	2	2	7	22	68	±7	4.5	±0.1	
E1 – E4	100	±0	NR	3	9	29	58	±12	4.4	±0.2	
E5 – E9	100	±0	3	2	5	16	75	±7	4.6	±0.2	
Officers	100	±0	0	0	NR	6	90	±10	4.9	±0.2	
O1 – O3	100	±0	0	0	NR	7	88	±16	4.8	±0.2	
O4 – O6	100	±0	1	0	1	7	92	±5	4.9	±0.1	
<b>COAST GUARD MALES</b>	99	±1	3	2	8	22	65	±3	4.4	±0.1	
Enlisted	99	±1	4	2	10	23	61	±4	4.4	±0.1	
E1 – E4	99	±1	5	3	14	28	49	±8	4.1	±0.2	
E5 – E9	99	±1	3	1	7	20	69	±3	4.5	±0.1	
Officers	99	±1	1	1	1	17	80	±5	4.7	±0.1	
O1 – O3	99	±2	0	2	2	19	77	±8	4.7	±0.2	
O4 – O6	100	±1	0	0	1	14	85	±7	4.8	±0.1	

Note. Percent responding are Service members who answered the question.

NR: Not reportable



**18. Are you currently...**

- a. In a military occupational specialty (MOS/D/R/AFSC) not usually held by persons of your gender?
- b. In a work environment where members of your gender are uncommon?

	Percent Responding		Percentages		Max ME
			a	b	
<b>TOTAL DOD</b>	100	±1	10	9	±1
<b>Female</b>	100	±1	21	27	±2
<b>Male</b>	100	±1	9	5	±1
<b>TOTAL COAST GUARD</b>	100	±1	9	10	±2
<b>Enlisted</b>	100	±1	9	10	±2
<b>E1 – E4</b>	100	±0	11	13	±4
E1 – E3	100	±0	11	15	±9
E4	100	±0	11	12	±4
<b>E5 – E9</b>	100	±1	9	9	±2
E5 – E6	100	±1	9	10	±3
E7 – E9	100	±1	6	6	±3
<b>Officers</b>	100	±0	6	9	±4
<b>O1 – O3</b>	100	±0	9	13	±6
<b>O4 – O6</b>	100	±0	4	7	±5
<b>Non-Hispanic White</b>	100	±1	8	10	±2
<b>Total Minority</b>	100	±1	10	11	±4
Non-Hispanic Black	100	±0	10	10	±9
Hispanic	100	±1	7	9	±6
<b>COAST GUARD FEMALES</b>	100	±0	25	44	±6
<b>Enlisted</b>	100	±0	24	43	±7
<b>E1 – E4</b>	100	±0	25	46	±12
<b>E5 – E9</b>	100	±0	23	41	±8
<b>Officers</b>	100	±0	31	51	±13
<b>O1 – O3</b>	100	±0	NR	NR	
<b>O4 – O6</b>	100	±0	26	NR	±11
<b>COAST GUARD MALES</b>	100	±1	6	5	±2
<b>Enlisted</b>	100	±1	7	6	±2
<b>E1 – E4</b>	100	±0	8	7	±4
<b>E5 – E9</b>	100	±1	7	5	±2
<b>Officers</b>	100	±0	2	3	±3
<b>O1 – O3</b>	100	±0	3	3	±5
<b>O4 – O6</b>	100	±0	2	2	±5

Note. Percent responding are Service members who answered the question.

NR: Not reportable

**19. Which of the following statements best describes the gender mix of your current work group, that is, the people with whom you work on a day-to-day basis?**

- |   |                        |                          |
|---|------------------------|--------------------------|
| 1. All men                              | 2. Almost entirely men | 3. More men than women   |
| 4. About equal numbers of men and women | 5. More women than men | 6. Almost entirely women |
| 7. All women                            |                        |                          |

	Percent Responding		Percentages							Max ME
			1	2	3	4	5	6	7	
<b>TOTAL DOD</b>	100	±1	16	31	33	16	3	1	0	±1
Female	100	±1	5	28	31	25	9	2	0	±2
Male	100	±1	17	32	34	14	2	0	0	±2
<b>TOTAL COAST GUARD</b>	100	±1	12	40	35	11	2	0	0	±3
Enlisted	100	±1	14	42	32	10	2	0	0	±3
E1 – E4	100	±0	15	48	27	7	2	0	0	±6
E1 – E3	100	±0	23	53	16	9	NR	NR	NR	±14
E4	100	±0	13	47	31	6	3	0	0	±6
E5 – E9	100	±1	14	38	34	11	2	0	0	±3
E5 – E6	100	±1	15	39	33	11	2	0	0	±4
E7 – E9	100	±0	11	34	39	13	2	1	0	±5
Officers	100	±0	4	33	47	15	2	0	0	±5
O1 – O3	100	±0	5	40	44	9	1	0	0	±8
O4 – O6	100	±0	1	28	51	20	1	0	0	±7
Non-Hispanic White	100	±1	11	40	35	11	2	0	0	±3
Total Minority	100	±1	14	39	33	12	3	0	0	±7
Non-Hispanic Black	100	±0	14	32	34	15	5	0	0	±10
Hispanic	100	±1	15	43	27	12	3	0	0	±12
<b>COAST GUARD FEMALES</b>	100	±0	7	44	30	13	4	1	0	±6
Enlisted	100	±0	8	43	28	15	5	1	1	±7
E1 – E4	100	±0	8	51	25	9	5	1	NR	±12
E5 – E9	100	±0	8	37	30	19	6	0	1	±8
Officers	100	±0	NR	49	37	9	1	0	0	±14
O1 – O3	100	±0	NR	NR	NR	5	0	0	0	±12
O4 – O6	100	±0	2	NR	NR	9	2	0	0	±5
<b>COAST GUARD MALES</b>	100	±1	13	39	35	10	2	0	0	±3
Enlisted	100	±1	15	42	32	9	2	0	0	±3
E1 – E4	100	±0	17	48	27	7	2	0	0	±7
E5 – E9	100	±1	15	38	35	10	2	0	0	±3
Officers	100	±0	4	30	48	16	2	0	0	±6
O1 – O3	100	±0	6	37	46	9	2	0	0	±9
O4 – O6	100	±0	1	27	51	21	1	0	0	±8

Note. Percent responding are Service members who answered the question.

NR: Not reportable

**20. What is the gender of your immediate supervisor?**

1. Male military

2. Male civilian

3. Female military






























4. Female civilian

	Percent Responding		Percentages				Max ME	Percentage with Male Supervisor		
			1	2	3	4				
<b>TOTAL DOD</b>	100	±1	84	3	12	1	±1	87.0	±1.0	
Female	100	±1	74	3	21	2	±2	77.0	±2.0	
Male	100	±1	86	3	10	1	±1	89.0	±1.0	
<b>TOTAL COAST GUARD</b>	100	±0	87	4	8	1	±2	91.0	±2.0	
Enlisted	100	±0	90	2	8	1	±2	91.0	±2.0	
E1 – E4	100	±0	91	1	8	0	±3	92.0	±3.0	
E1 – E3	100	±0	97	1	2	NR	±7	98.0	±7.0	
E4	100	±0	89	2	10	0	±4	90.0	±4.0	
E5 – E9	100	±0	89	2	8	1	±2	91.0	±2.0	
E5 – E6	100	±0	90	2	8	1	±3	91.0	±3.0	
E7 – E9	100	±0	86	3	10	1	±4	89.0	±4.0	
Officers	100	±0	77	12	9	2	±5	89.0	±4.0	
O1 – O3	100	±0	80	11	9	0	±7	91.0	±5.0	
O4 – O6	100	±0	78	13	5	4	±7	91.0	±5.0	
Non-Hispanic White	100	±0	87	4	8	1	±2	91.0	±2.0	
Total Minority	100	±0	87	4	8	1	±4	91.0	±3.0	
Non-Hispanic Black	100	±0	83	4	11	2	±9	87.0	±8.0	
Hispanic	100	±0	89	5	6	0	±6	94.0	±5.0	
<b>COAST GUARD FEMALES</b>	100	±0	81	4	14	1	±6	85.0	±6.0	
Enlisted	100	±0	81	2	16	1	±7	83.0	±7.0	
E1 – E4	100	±0	86	NR	14	NR	±10	86.0	±10.0	
E5 – E9	100	±0	79	3	16	2	±9	82.0	±9.0	
Officers	100	±0	77	14	9	0	±14	91.0	±11.0	
O1 – O3	100	±0	75	NR	NR	0	±18	NR		
O4 – O6	100	±0	NR	NR	5	0	±4	95.0	±4.0	
<b>COAST GUARD MALES</b>	100	±0	88	4	7	1	±2	92.0	±2.0	
Enlisted	100	±0	91	2	7	1	±2	93.0	±2.0	
E1 – E4	100	±0	92	2	7	0	±4	93.0	±4.0	
E5 – E9	100	±0	90	2	7	1	±2	92.0	±2.0	
Officers	100	±0	77	12	9	2	±5	89.0	±4.0	
O1 – O3	100	±0	82	10	9	0	±7	91.0	±6.0	
O4 – O6	100	±0	78	13	5	4	±7	91.0	±6.0	

Note. Percent responding are Service members who answered the question.

NR: Not reportable

**20. Is your immediate supervisor in the military? Constructed from Q20.**

	Percent Responding		Percentages	Max ME	Percentage Reporting Yes
			Yes		
<b>TOTAL DOD</b>	100	±1	96	±1	
Female	100	±1	95	±1	
Male	100	±1	96	±1	
<b>TOTAL COAST GUARD</b>	100	±0	95	±1	
Enlisted	100	±0	98	±1	
E1 – E4	100	±0	99	±2	
E1 – E3	100	±0	99	±5	
E4	100	±0	98	±2	
E5 – E9	100	±0	97	±1	
E5 – E6	100	±0	97	±2	
E7 – E9	100	±0	95	±3	
Officers	100	±0	86	±4	
O1 – O3	100	±0	89	±6	
O4 – O6	100	±0	83	±7	
Non-Hispanic White	100	±0	95	±2	
Total Minority	100	±0	95	±3	
Non-Hispanic Black	100	±0	94	±7	
Hispanic	100	±0	95	±4	
<b>COAST GUARD FEMALES</b>	100	±0	95	±4	
Enlisted	100	±0	97	±2	
E1 – E4	100	±0	NR		
E5 – E9	100	±0	95	±3	
Officers	100	±0	86	±14	
O1 – O3	100	±0	NR		
O4 – O6	100	±0	NR		
<b>COAST GUARD MALES</b>	100	±0	95	±2	
Enlisted	100	±0	98	±1	
E1 – E4	100	±0	98	±2	
E5 – E9	100	±0	97	±2	
Officers	100	±0	86	±5	
O1 – O3	100	±0	90	±7	
O4 – O6	100	±0	83	±7	

Note. Percent responding are Service members who answered the question.  
NR: Not reportable

**21. How much do you agree or disagree with the following statements about your supervisor?****a. You trust your supervisor.**

1. Strongly disagree

2. Disagree

3. Neither agree nor disagree

4. Agree

5. Strongly agree

	Percent Responding		Percentages					Max ME	Average Agreement		
			1	2	3	4	5				
<b>TOTAL DOD</b>	100	±1	4	6	14	35	41	±2	4.0	±0.1	
Female	100	±1	6	8	16	34	35	±2	3.8	±0.1	
Male	100	±1	4	5	13	35	42	±2	4.1	±0.1	
<b>TOTAL COAST GUARD</b>	100	±1	4	6	11	40	40	±3	4.1	±0.1	
Enlisted	100	±1	4	6	13	40	37	±3	4.0	±0.1	
E1 – E4	100	±0	4	8	13	40	35	±6	3.9	±0.2	
E1 – E3	100	±0	6	8	10	38	38	±17	3.9	±0.3	
E4	100	±0	4	8	14	41	33	±6	3.9	±0.2	
E5 – E9	100	±1	4	5	12	40	39	±3	4.0	±0.1	
E5 – E6	100	±1	4	6	13	40	37	±4	4.0	±0.1	
E7 – E9	100	±1	3	2	11	39	45	±5	4.2	±0.1	
Officers	100	±0	2	3	6	38	51	±5	4.3	±0.1	
O1 – O3	100	±0	3	4	6	38	49	±8	4.3	±0.2	
O4 – O6	100	±0	1	2	6	32	60	±7	4.5	±0.1	
Non-Hispanic White	100	±1	3	6	10	40	42	±3	4.1	±0.1	
Total Minority	100	±1	5	6	17	38	34	±7	3.9	±0.2	
Non-Hispanic Black	100	±0	7	4	21	32	36	±11	3.8	±0.3	
Hispanic	99	±1	3	5	18	44	29	±12	3.9	±0.2	
<b>COAST GUARD FEMALES</b>	100	±1	8	7	10	39	35	±6	3.9	±0.2	
Enlisted	100	±1	7	8	11	40	34	±7	3.9	±0.2	
E1 – E4	100	±0	6	7	10	45	32	±12	3.9	±0.3	
E5 – E9	100	±1	8	8	12	36	36	±8	3.8	±0.2	
Officers	100	±0	9	4	9	37	40	±13	4.0	±0.4	
O1 – O3	100	±0	NR	NR	12	35	NR	±18	4.1	±0.4	
O4 – O6	100	±0	2	5	5	NR	NR	±3	4.2	±0.2	
<b>COAST GUARD MALES</b>	100	±1	3	5	11	40	41	±3	4.1	±0.1	
Enlisted	100	±1	4	6	13	40	38	±3	4.0	±0.1	
E1 – E4	100	±0	4	8	13	40	35	±7	3.9	±0.2	
E5 – E9	100	±1	3	5	12	40	39	±3	4.1	±0.1	
Officers	100	±0	2	3	5	38	52	±6	4.4	±0.1	
O1 – O3	100	±0	2	3	5	39	50	±9	4.3	±0.2	
O4 – O6	100	±0	1	2	6	30	62	±8	4.5	±0.2	

Note. Percent responding are Service members who answered the question.

NR: Not reportable

**21. How much do you agree or disagree with the following statements about your supervisor?**

**b. Your supervisor ensures that all assigned personnel are treated fairly.**

1. Strongly disagree  
4. Agree

2. Disagree  
5. Strongly agree

3. Neither agree nor disagree

	Percent Responding		Percentages					Max ME	Average Agreement		
			1	2	3	4	5				
<b>TOTAL DOD</b>	100	±1	5	7	13	35	40	±2	4.0	±0.1	
Female	100	±1	6	10	16	34	34	±2	3.8	±0.1	
Male	100	±1	4	7	13	35	41	±2	4.0	±0.1	
<b>TOTAL COAST GUARD</b>	100	±1	4	7	13	39	37	±3	4.0	±0.1	
Enlisted	100	±1	4	8	14	39	34	±3	3.9	±0.1	
E1 – E4	100	±1	6	9	18	37	30	±7	3.8	±0.2	
E1 – E3	99	±3	5	8	NR	28	33	±13	3.8	±0.3	
E4	100	±0	6	9	14	41	29	±6	3.8	±0.2	
E5 – E9	100	±1	4	7	12	40	37	±3	4.0	±0.1	
E5 – E6	100	±1	4	9	13	40	34	±4	3.9	±0.1	
E7 – E9	99	±1	2	3	9	39	45	±5	4.2	±0.1	
Officers	100	±1	3	3	6	40	47	±5	4.3	±0.1	
O1 – O3	99	±2	4	3	9	38	46	±8	4.2	±0.2	
O4 – O6	100	±0	1	3	4	37	56	±7	4.4	±0.1	
Non-Hispanic White	100	±1	4	6	11	40	39	±3	4.0	±0.1	
Total Minority	100	±1	3	10	18	37	32	±9	3.8	±0.2	
Non-Hispanic Black	99	±2	4	7	16	41	32	±11	3.9	±0.3	
Hispanic	100	±0	2	11	20	39	28	±18	3.8	±0.2	
<b>COAST GUARD FEMALES</b>	100	±1	6	13	10	39	32	±6	3.8	±0.2	
Enlisted	100	±0	6	15	10	39	30	±7	3.7	±0.2	
E1 – E4	100	±0	6	14	12	43	25	±12	3.7	±0.3	
E5 – E9	100	±0	7	16	8	37	33	±8	3.7	±0.2	
Officers	100	±1	6	7	10	37	40	±14	4.0	±0.4	
O1 – O3	100	±1	NR	NR	8	36	NR	±18	4.0	±0.5	
O4 – O6	100	±0	3	5	7	NR	NR	±4	4.1	±0.2	
<b>COAST GUARD MALES</b>	100	±1	4	6	13	39	38	±3	4.0	±0.1	
Enlisted	100	±1	4	7	15	39	35	±4	3.9	±0.1	
E1 – E4	100	±1	6	8	19	37	31	±8	3.8	±0.2	
E5 – E9	100	±1	3	6	13	40	37	±3	4.0	±0.1	
Officers	100	±1	2	3	6	40	49	±6	4.3	±0.1	
O1 – O3	99	±2	3	2	9	39	47	±9	4.2	±0.2	
O4 – O6	100	±0	1	3	3	36	57	±8	4.5	±0.2	

Note. Percent responding are Service members who answered the question.  
NR: Not reportable

**21. How much do you agree or disagree with the following statements about your supervisor?****c. There is very little conflict between your supervisor and the people who report to him/her.**

1. Strongly disagree  
4. Agree

2. Disagree  
5. Strongly agree

3. Neither agree nor disagree

	Percent Responding		Percentages					Max ME	Average Agreement		
			1	2	3	4	5				
<b>TOTAL DOD</b>	100	±1	4	9	15	36	36	±2	3.9	±0.1	
Female	100	±1	5	11	17	36	31	±2	3.8	±0.1	
Male	100	±1	4	9	15	36	37	±2	3.9	±0.1	
<b>TOTAL COAST GUARD</b>	100	±1	4	7	15	40	34	±3	3.9	±0.1	
Enlisted	100	±1	5	7	17	39	32	±3	3.9	±0.1	
E1 – E4	100	±1	4	7	21	34	33	±7	3.8	±0.2	
E1 – E3	100	±0	5	5	17	31	41	±16	4.0	±0.3	
E4	100	±1	4	8	23	35	30	±6	3.8	±0.2	
E5 – E9	100	±1	5	8	14	42	31	±3	3.9	±0.1	
E5 – E6	100	±1	6	8	15	41	30	±4	3.8	±0.1	
E7 – E9	100	±1	3	5	10	45	37	±5	4.1	±0.1	
Officers	100	±1	3	6	8	42	42	±5	4.1	±0.1	
O1 – O3	99	±2	2	7	9	43	38	±8	4.1	±0.2	
O4 – O6	100	±0	1	4	7	37	50	±7	4.3	±0.2	
Non-Hispanic White	100	±1	4	7	14	41	34	±3	3.9	±0.1	
Total Minority	100	±0	6	7	18	36	33	±7	3.8	±0.2	
Non-Hispanic Black	100	±0	6	3	15	44	31	±10	3.9	±0.3	
Hispanic	100	±0	5	7	20	34	34	±14	3.9	±0.3	
<b>COAST GUARD FEMALES</b>	100	±1	7	14	13	36	30	±6	3.7	±0.2	
Enlisted	100	±1	7	13	15	34	31	±7	3.7	±0.2	
E1 – E4	100	±0	5	13	17	37	27	±12	3.7	±0.3	
E5 – E9	100	±1	9	13	14	32	33	±8	3.7	±0.2	
Officers	100	±0	4	16	7	46	27	±14	3.8	±0.4	
O1 – O3	100	±0	1	NR	8	NR	26	±17	3.8	±0.4	
O4 – O6	100	±0	3	4	8	NR	NR	±5	4.1	±0.3	
<b>COAST GUARD MALES</b>	100	±1	4	6	15	40	35	±3	4.0	±0.1	
Enlisted	100	±1	4	7	17	40	32	±4	3.9	±0.1	
E1 – E4	100	±1	4	6	22	33	34	±7	3.9	±0.2	
E5 – E9	100	±1	4	7	14	43	31	±3	3.9	±0.1	
Officers	100	±1	2	4	8	42	44	±6	4.2	±0.1	
O1 – O3	99	±2	3	5	9	42	41	±9	4.1	±0.2	
O4 – O6	100	±0	1	4	7	36	52	±8	4.3	±0.2	

Note. Percent responding are Service members who answered the question.

NR: Not reportable

**21. How much do you agree or disagree with the following statements about your supervisor?**

**d. Your supervisor evaluates your work performance fairly.**

1. Strongly disagree  
4. Agree

2. Disagree  
5. Strongly agree

3. Neither agree nor disagree

	Percent Responding		Percentages					Max ME	Average Agreement		
			1	2	3	4	5				
<b>TOTAL DOD</b>	100	±1	4	5	16	36	40	±2	4.0	±0.1	
Female	100	±1	5	6	18	36	35	±2	3.9	±0.1	
Male	100	±1	3	5	15	36	41	±2	4.1	±0.1	
<b>TOTAL COAST GUARD</b>	100	±1	3	5	15	41	35	±3	4.0	±0.1	
Enlisted	100	±0	4	5	16	41	33	±3	4.0	±0.1	
E1 – E4	100	±0	4	4	18	43	30	±6	3.9	±0.1	
E1 – E3	100	±0	4	3	19	43	31	±16	3.9	±0.2	
E4	100	±0	5	5	18	43	29	±6	3.9	±0.2	
E5 – E9	100	±0	3	6	15	40	35	±3	4.0	±0.1	
E5 – E6	100	±0	3	7	15	41	34	±4	3.9	±0.1	
E7 – E9	100	±0	3	3	14	39	41	±5	4.1	±0.1	
Officers	100	±1	3	3	10	40	43	±5	4.2	±0.1	
O1 – O3	100	±0	4	4	11	41	40	±8	4.1	±0.2	
O4 – O6	100	±0	2	1	8	37	52	±7	4.4	±0.2	
Non-Hispanic White	100	±0	3	5	14	41	37	±3	4.0	±0.1	
Total Minority	100	±1	4	5	18	41	31	±7	3.9	±0.1	
Non-Hispanic Black	100	±0	6	5	16	41	31	±11	3.9	±0.3	
Hispanic	99	±2	3	6	17	46	28	±12	3.9	±0.2	
<b>COAST GUARD FEMALES</b>	100	±0	5	9	15	39	32	±6	3.8	±0.2	
Enlisted	100	±0	5	9	16	37	33	±7	3.8	±0.2	
E1 – E4	100	±0	4	6	16	42	32	±12	3.9	±0.3	
E5 – E9	100	±0	6	11	16	34	33	±8	3.8	±0.2	
Officers	100	±0	6	9	11	44	29	±13	3.8	±0.4	
O1 – O3	100	±0	NR	NR	12	NR	29	±17	3.9	±0.4	
O4 – O6	100	±0	1	4	11	NR	NR	±6	4.1	±0.2	
<b>COAST GUARD MALES</b>	100	±1	3	5	15	41	36	±3	4.0	±0.1	
Enlisted	100	±0	3	5	16	42	33	±3	4.0	±0.1	
E1 – E4	100	±0	4	4	19	43	30	±7	3.9	±0.2	
E5 – E9	100	±0	3	6	15	41	36	±3	4.0	±0.1	
Officers	100	±1	3	3	10	40	45	±6	4.2	±0.1	
O1 – O3	100	±0	4	3	11	39	43	±9	4.1	±0.2	
O4 – O6	100	±0	2	1	7	36	54	±8	4.4	±0.2	

Note. Percent responding are Service members who answered the question.

NR: Not reportable



**21. How much do you agree or disagree with the following statements about your supervisor?****e. Your supervisor assigns work fairly in your work group.**

1. Strongly disagree  
4. Agree

2. Disagree  
5. Strongly agree

3. Neither agree nor disagree

	Percent Responding		Percentages					Max ME	Average Agreement		
			1	2	3	4	5				
<b>TOTAL DOD</b>	100	±1	4	7	16	36	38	±2	4.0	±0.1	
Female	100	±1	5	9	18	35	33	±2	3.8	±0.1	
Male	100	±1	4	7	15	36	38	±2	4.0	±0.1	
<b>TOTAL COAST GUARD</b>	100	±1	4	6	15	42	34	±3	4.0	±0.1	
Enlisted	100	±1	4	7	16	42	32	±3	3.9	±0.1	
E1 – E4	100	±0	5	9	18	39	29	±7	3.8	±0.2	
E1 – E3	100	±0	7	7	NR	34	29	±12	3.7	±0.3	
E4	100	±0	4	9	17	41	29	±6	3.8	±0.2	
E5 – E9	100	±1	3	5	14	44	33	±3	4.0	±0.1	
E5 – E6	100	±1	4	6	15	45	30	±4	3.9	±0.1	
E7 – E9	100	±1	2	2	14	40	42	±5	4.2	±0.1	
Officers	100	±1	2	3	11	41	43	±5	4.2	±0.1	
O1 – O3	100	±1	2	4	14	41	39	±8	4.1	±0.2	
O4 – O6	100	±1	1	1	8	38	53	±7	4.4	±0.1	
Non-Hispanic White	100	±1	3	5	13	43	35	±3	4.0	±0.1	
Total Minority	100	±1	4	8	21	39	29	±8	3.8	±0.2	
Non-Hispanic Black	99	±1	5	4	17	41	33	±11	3.9	±0.3	
Hispanic	100	±1	2	6	26	43	22	±16	3.8	±0.2	
<b>COAST GUARD FEMALES</b>	100	±1	6	9	17	37	31	±6	3.8	±0.2	
Enlisted	100	±0	6	10	15	38	32	±7	3.8	±0.2	
E1 – E4	100	±0	5	11	13	38	32	±12	3.8	±0.3	
E5 – E9	100	±0	6	9	16	38	31	±8	3.8	±0.2	
Officers	100	±1	6	6	27	33	27	±14	3.7	±0.3	
O1 – O3	100	±1	NR	8	28	35	25	±18	3.7	±0.4	
O4 – O6	100	±0	2	4	NR	NR	NR	±3	4.0	±0.4	
<b>COAST GUARD MALES</b>	100	±1	3	5	15	42	34	±3	4.0	±0.1	
Enlisted	100	±1	4	6	16	42	32	±4	3.9	±0.1	
E1 – E4	100	±0	5	8	19	39	28	±8	3.8	±0.2	
E5 – E9	100	±1	3	5	14	44	33	±3	4.0	±0.1	
Officers	100	±1	1	3	9	42	45	±6	4.3	±0.1	
O1 – O3	100	±1	1	4	11	43	42	±9	4.2	±0.2	
O4 – O6	100	±1	1	1	6	38	54	±8	4.4	±0.1	

Note. Percent responding are Service members who answered the question.

NR: Not reportable

**21. How much do you agree or disagree with the following statements about your supervisor?**

**f. You are satisfied with the direction/supervision you receive.**

1. Strongly disagree  
4. Agree

































2. Disagree  
5. Strongly agree

3. Neither agree nor disagree

	Percent Responding		Percentages					Max ME	Average Agreement		
			1	2	3	4	5				
<b>TOTAL DOD</b>	100	±1	6	8	15	33	37	±2	3.9	±0.1	
Female	100	±1	8	11	16	32	32	±2	3.7	±0.1	
Male	100	±1	6	8	15	33	38	±2	3.9	±0.1	
<b>TOTAL COAST GUARD</b>	100	±1	6	7	14	39	33	±3	3.9	±0.1	
Enlisted	100	±1	6	7	16	38	32	±3	3.8	±0.1	
E1 – E4	100	±0	7	9	21	35	28	±7	3.7	±0.2	
E1 – E3	100	±0	8	6	NR	34	27	±13	3.6	±0.3	
E4	100	±0	7	10	19	35	29	±6	3.7	±0.2	
E5 – E9	100	±1	6	7	13	40	34	±3	3.9	±0.1	
E5 – E6	100	±1	7	7	14	40	32	±4	3.8	±0.1	
E7 – E9	100	±0	4	6	10	40	40	±5	4.1	±0.1	
Officers	100	±0	4	6	8	41	41	±5	4.1	±0.1	
O1 – O3	100	±0	3	7	9	43	38	±8	4.1	±0.2	
O4 – O6	100	±0	1	7	9	33	50	±7	4.2	±0.2	
Non-Hispanic White	100	±0	6	7	13	40	34	±3	3.9	±0.1	
Total Minority	100	±1	6	10	19	35	31	±8	3.7	±0.2	
Non-Hispanic Black	100	±0	8	5	14	39	34	±11	3.9	±0.3	
Hispanic	99	±1	4	10	25	36	25	±16	3.7	±0.2	
<b>COAST GUARD FEMALES</b>	100	±0	9	12	13	35	30	±6	3.7	±0.2	
Enlisted	100	±0	10	11	14	35	31	±7	3.7	±0.2	
E1 – E4	100	±0	7	10	17	35	30	±12	3.7	±0.3	
E5 – E9	100	±0	11	12	11	34	31	±8	3.6	±0.2	
Officers	100	±0	7	13	13	38	29	±13	3.7	±0.4	
O1 – O3	100	±0	1	17	11	NR	29	±18	3.8	±0.4	
O4 – O6	100	±0	3	7	NR	NR	NR	±5	3.9	±0.4	
<b>COAST GUARD MALES</b>	100	±1	5	7	15	40	34	±3	3.9	±0.1	
Enlisted	100	±1	6	7	16	39	32	±4	3.8	±0.1	
E1 – E4	100	±0	7	9	21	35	28	±8	3.7	±0.2	
E5 – E9	100	±1	5	6	14	41	34	±3	3.9	±0.1	
Officers	100	±0	3	5	7	42	43	±6	4.2	±0.2	
O1 – O3	100	±0	4	4	8	43	40	±9	4.1	±0.2	
O4 – O6	100	±0	1	7	7	33	52	±8	4.3	±0.2	

Note. Percent responding are Service members who answered the question.  
NR: Not reportable

**21. Supervisor Satisfaction scale: Constructed from Q21a-f. Supervisor Satisfaction assesses the level of agreement that supervisors are trustworthy, equitable, and fair in evaluations and delegating assignments.**

	Percent Responding		Mean	Max ME	Supervisor Satisfaction
<b>TOTAL DOD</b>	100	±1	4.0	±0.1	
Female	100	±1	3.8	±0.1	
Male	100	±1	4.0	±0.1	
<b>TOTAL COAST GUARD</b>	100	±0	4.0	±0.1	
Enlisted	100	±0	3.9	±0.1	
E1 – E4	100	±0	3.8	±0.1	
E1 – E3	100	±0	3.8	±0.2	
E4	100	±0	3.8	±0.2	
E5 – E9	100	±0	4.0	±0.1	
E5 – E6	100	±0	3.9	±0.1	
E7 – E9	100	±0	4.2	±0.1	
Officers	100	±0	4.2	±0.1	
O1 – O3	100	±0	4.1	±0.2	
O4 – O6	100	±0	4.4	±0.1	
Non-Hispanic White	100	±0	4.0	±0.1	
Total Minority	100	±0	3.8	±0.1	
Non-Hispanic Black	100	±0	3.9	±0.3	
Hispanic	100	±0	3.8	±0.2	
<b>COAST GUARD FEMALES</b>	100	±0	3.8	±0.2	
Enlisted	100	±0	3.8	±0.2	
E1 – E4	100	±0	3.8	±0.3	
E5 – E9	100	±0	3.7	±0.2	
Officers	100	±0	3.8	±0.3	
O1 – O3	100	±0	3.9	±0.4	
O4 – O6	100	±0	4.1	±0.3	
<b>COAST GUARD MALES</b>	100	±0	4.0	±0.1	
Enlisted	100	±0	3.9	±0.1	
E1 – E4	100	±0	3.8	±0.1	
E5 – E9	100	±0	4.0	±0.1	
Officers	100	±0	4.3	±0.1	
O1 – O3	100	±0	4.2	±0.2	
O4 – O6	100	±0	4.4	±0.2	

Note. Percent responding are Service members who answered the question. The scale ranges from 1 to 5. Higher scores indicate members strongly agreed with positive statements about their supervisor. Cronbach's coefficient alpha = 0.96.

**22. To what extent do you agree or disagree with the following statements about your work group?**

**a. If you make a request through channels in your work group, you know somebody will listen.**

1. Strongly disagree  
4. Agree

2. Disagree  
5. Strongly agree

3. Neither agree nor disagree

	Percent Responding		Percentages					Max ME	Average Agreement		
			1	2	3	4	5				
<b>TOTAL DOD</b>	100	±1	3	8	15	44	29	±2	3.9	±0.1	
Female	100	±1	4	11	18	44	23	±2	3.7	±0.1	
Male	100	±1	3	8	15	44	30	±2	3.9	±0.1	
<b>TOTAL COAST GUARD</b>	100	±1	2	6	14	50	28	±3	4.0	±0.1	
Enlisted	100	±1	2	6	16	50	26	±3	3.9	±0.1	
E1 – E4	100	±1	2	6	21	48	23	±6	3.8	±0.1	
E1 – E3	100	±0	3	5	22	52	18	±14	3.8	±0.2	
E4	99	±1	2	6	21	47	25	±6	3.9	±0.1	
E5 – E9	100	±1	2	6	13	51	28	±3	4.0	±0.1	
E5 – E6	100	±1	2	7	15	51	25	±4	3.9	±0.1	
E7 – E9	100	±1	1	4	6	51	38	±5	4.2	±0.1	
Officers	100	±1	1	4	8	50	37	±5	4.2	±0.1	
O1 – O3	99	±2	1	5	12	49	33	±8	4.1	±0.2	
O4 – O6	100	±0	0	3	4	48	45	±7	4.3	±0.1	
Non-Hispanic White	100	±1	2	6	13	50	29	±3	4.0	±0.1	
Total Minority	100	±1	1	5	18	50	26	±6	3.9	±0.1	
Non-Hispanic Black	100	±0	0	3	22	53	22	±10	3.9	±0.2	
Hispanic	99	±2	1	6	18	52	23	±11	3.9	±0.2	
<b>COAST GUARD FEMALES</b>	100	±0	4	6	22	43	24	±6	3.8	±0.2	
Enlisted	100	±0	3	7	23	41	26	±7	3.8	±0.2	
E1 – E4	100	±0	3	2	31	41	23	±12	3.8	±0.3	
E5 – E9	100	±0	4	10	17	42	28	±8	3.8	±0.2	
Officers	100	±0	NR	4	22	51	17	±14	3.7	±0.3	
O1 – O3	100	±0	NR	1	NR	NR	15	±15	3.7	±0.3	
O4 – O6	100	±0	1	3	6	66	24	±14	4.1	±0.1	
<b>COAST GUARD MALES</b>	100	±1	1	5	13	51	29	±3	4.0	±0.1	
Enlisted	100	±1	2	6	15	51	26	±3	3.9	±0.1	
E1 – E4	99	±1	2	6	19	49	23	±7	3.8	±0.1	
E5 – E9	100	±1	1	6	13	52	28	±3	4.0	±0.1	
Officers	100	±1	1	4	6	50	40	±6	4.2	±0.1	
O1 – O3	99	±2	1	6	7	49	37	±9	4.2	±0.2	
O4 – O6	100	±0	0	3	3	46	47	±8	4.4	±0.2	

Note. Percent responding are Service members who answered the question.  
NR: Not reportable

**22. To what extent do you agree or disagree with the following statements about your work group?****b. The leaders in your work group are more interested in looking good than being good.**

1. Strongly disagree  
4. Agree

2. Disagree  
5. Strongly agree

3. Neither agree nor disagree

	Percent Responding		Percentages					Max ME	Average Agreement		
			1	2	3	4	5				
<b>TOTAL DOD</b>	100	±1	12	30	24	19	15	±1	3.0	±0.1	
Female	99	±1	11	31	24	20	14	±2	2.9	±0.1	
Male	100	±1	12	30	23	19	16	±2	3.0	±0.1	
<b>TOTAL COAST GUARD</b>	100	±1	12	37	24	18	9	±3	2.7	±0.1	
Enlisted	100	±1	11	34	26	19	10	±3	2.8	±0.1	
E1 – E4	100	±1	10	32	25	21	12	±7	2.9	±0.2	
E1 – E3	100	±0	11	40	18	20	11	±16	2.8	±0.3	
E4	100	±1	10	29	28	21	12	±6	3.0	±0.2	
E5 – E9	100	±1	12	35	26	17	9	±3	2.8	±0.1	
E5 – E6	100	±1	11	34	28	18	10	±4	2.8	±0.1	
E7 – E9	100	±1	15	41	22	16	6	±5	2.6	±0.2	
Officers	100	±1	17	47	16	15	6	±5	2.5	±0.2	
O1 – O3	100	±1	14	43	18	18	6	±8	2.6	±0.2	
O4 – O6	99	±1	20	53	15	9	3	±7	2.2	±0.2	
Non-Hispanic White	100	±1	13	37	23	18	9	±3	2.7	±0.1	
Total Minority	100	±1	10	35	27	19	9	±7	2.8	±0.2	
Non-Hispanic Black	99	±2	14	38	28	16	4	±11	2.6	±0.2	
Hispanic	100	±1	10	36	26	17	12	±13	2.9	±0.3	
<b>COAST GUARD FEMALES</b>	100	±0	13	34	23	18	12	±6	2.8	±0.2	
Enlisted	100	±0	14	32	24	18	12	±7	2.8	±0.2	
E1 – E4	100	±0	9	38	25	19	8	±12	2.8	±0.3	
E5 – E9	100	±0	17	28	23	17	15	±9	2.8	±0.3	
Officers	100	±0	10	41	19	19	10	±14	2.8	±0.4	
O1 – O3	100	±0	12	NR	19	22	NR	±18	2.7	±0.4	
O4 – O6	100	±0	10	NR	NR	NR	4	±6	2.6	±0.4	
<b>COAST GUARD MALES</b>	100	±1	12	37	24	18	9	±3	2.7	±0.1	
Enlisted	100	±1	11	34	26	19	10	±3	2.8	±0.1	
E1 – E4	100	±1	10	31	25	21	13	±8	2.9	±0.2	
E5 – E9	100	±1	11	36	27	18	8	±3	2.7	±0.1	
Officers	100	±1	18	47	15	14	5	±6	2.4	±0.2	
O1 – O3	100	±1	15	43	18	17	7	±9	2.6	±0.2	
O4 – O6	99	±1	22	53	14	8	3	±8	2.2	±0.2	

Note. Percent responding are Service members who answered the question.

NR: Not reportable

**22. To what extent do you agree or disagree with the following statements about your work group?**

**c. You would go for help with a personal problem to people in your chain-of-command.**

1. Strongly disagree  
4. Agree

2. Disagree  
5. Strongly agree

3. Neither agree nor disagree

	Percent Responding		Percentages					Max ME	Average Agreement		
			1	2	3	4	5				
<b>TOTAL DOD</b>	99	±1	10	13	18	38	22	±2	3.5	±0.1	
Female	100	±1	14	17	19	34	16	±2	3.2	±0.1	
Male	99	±1	9	13	17	38	23	±2	3.5	±0.1	
<b>TOTAL COAST GUARD</b>	100	±1	7	13	17	42	21	±3	3.6	±0.1	
Enlisted	100	±1	8	13	17	42	21	±3	3.6	±0.1	
E1 – E4	100	±1	9	14	19	37	20	±7	3.5	±0.2	
E1 – E3	100	±0	11	8	16	39	NR	±13	3.6	±0.4	
E4	100	±1	9	17	20	37	18	±6	3.4	±0.2	
E5 – E9	100	±1	7	12	16	44	21	±3	3.6	±0.1	
E5 – E6	100	±1	8	12	17	44	19	±4	3.6	±0.1	
E7 – E9	100	±1	3	11	14	45	26	±5	3.8	±0.1	
Officers	100	±1	5	13	18	44	20	±5	3.6	±0.2	
O1 – O3	99	±2	7	13	20	44	17	±8	3.5	±0.2	
O4 – O6	100	±1	4	14	16	43	24	±7	3.7	±0.2	
Non-Hispanic White	100	±1	7	13	17	42	20	±3	3.6	±0.1	
Total Minority	100	±0	7	12	18	41	22	±8	3.6	±0.2	
Non-Hispanic Black	100	±0	10	19	21	36	15	±10	3.3	±0.3	
Hispanic	100	±0	5	12	16	41	27	±16	3.7	±0.3	
<b>COAST GUARD FEMALES</b>	100	±1	11	18	19	37	15	±6	3.3	±0.2	
Enlisted	100	±1	11	18	17	38	16	±7	3.3	±0.2	
E1 – E4	100	±0	11	19	17	36	16	±12	3.3	±0.3	
E5 – E9	100	±1	10	18	17	38	17	±8	3.3	±0.2	
Officers	100	±0	14	16	24	37	10	±14	3.1	±0.4	
O1 – O3	100	±0	9	19	NR	30	12	±17	3.2	±0.4	
O4 – O6	100	±0	7	13	12	60	9	±16	3.5	±0.2	
<b>COAST GUARD MALES</b>	100	±1	7	12	17	43	21	±3	3.6	±0.1	
Enlisted	100	±1	7	12	17	42	21	±3	3.6	±0.1	
E1 – E4	100	±1	9	13	19	37	21	±8	3.5	±0.2	
E5 – E9	100	±1	6	11	16	45	21	±3	3.6	±0.1	
Officers	100	±1	4	12	17	45	22	±6	3.7	±0.2	
O1 – O3	99	±2	6	11	17	47	18	±9	3.6	±0.2	
O4 – O6	100	±1	3	14	16	41	25	±8	3.7	±0.2	

Note. Percent responding are Service members who answered the question.  
NR: Not reportable

**22. To what extent do you agree or disagree with the following statements about your work group?**

**d. The leaders in your work group are not concerned with the way Service members treat each other as long as the job gets done.**

1. Strongly disagree

2. Disagree

3. Neither agree nor disagree

4. Agree

5. Strongly agree

	Percent Responding		Percentages					Max ME	Average Agreement		
			1	2	3	4	5				
<b>TOTAL DOD</b>	100	±1	16	38	23	15	8	±2	2.6	±0.1	
<b>Female</b>	100	±1	16	38	23	15	8	±2	2.6	±0.1	
<b>Male</b>	100	±1	17	38	23	15	8	±2	2.6	±0.1	
<b>TOTAL COAST GUARD</b>	100	±1	18	45	20	11	6	±3	2.4	±0.1	
<b>Enlisted</b>	100	±1	15	44	22	13	6	±3	2.5	±0.1	
<b>E1 – E4</b>	100	±1	12	42	27	12	7	±6	2.6	±0.2	
E1 – E3	100	±0	14	44	20	15	8	±16	2.6	±0.3	
E4	100	±1	11	41	30	11	7	±6	2.6	±0.2	
<b>E5 – E9</b>	100	±1	17	45	19	13	6	±3	2.4	±0.1	
E5 – E6	100	±0	15	44	21	14	6	±4	2.5	±0.1	
E7 – E9	100	±1	25	49	13	9	4	±5	2.2	±0.1	
<b>Officers</b>	100	±1	31	48	11	6	3	±5	2.0	±0.1	
<b>O1 – O3</b>	100	±0	23	50	14	10	4	±8	2.2	±0.2	
<b>O4 – O6</b>	100	±0	44	44	8	2	3	±7	1.8	±0.2	
<b>Non-Hispanic White</b>	100	±1	19	44	19	12	5	±3	2.4	±0.1	
<b>Total Minority</b>	100	±0	15	47	22	9	7	±6	2.4	±0.1	
Non-Hispanic Black	100	±0	18	52	20	6	3	±10	2.2	±0.2	
Hispanic	100	±0	12	47	23	11	7	±11	2.5	±0.2	
<b>COAST GUARD FEMALES</b>	100	±0	15	44	20	14	6	±6	2.5	±0.2	
<b>Enlisted</b>	100	±0	15	42	21	15	6	±7	2.6	±0.2	
<b>E1 – E4</b>	100	±0	14	38	27	15	6	±12	2.6	±0.3	
<b>E5 – E9</b>	100	±0	16	45	17	16	6	±8	2.5	±0.2	
<b>Officers</b>	100	±0	15	52	18	11	3	±13	2.4	±0.3	
<b>O1 – O3</b>	100	±0	14	NR	20	15	0	±17	2.4	±0.4	
<b>O4 – O6</b>	100	±0	21	NR	NR	4	2	±10	2.1	±0.2	
<b>COAST GUARD MALES</b>	100	±1	19	45	20	11	6	±3	2.4	±0.1	
<b>Enlisted</b>	100	±1	15	44	22	12	6	±3	2.5	±0.1	
<b>E1 – E4</b>	100	±1	11	43	27	12	7	±7	2.6	±0.2	
<b>E5 – E9</b>	100	±1	17	45	20	12	5	±3	2.4	±0.1	
<b>Officers</b>	100	±1	34	47	10	5	3	±6	2.0	±0.1	
<b>O1 – O3</b>	100	±0	26	49	12	8	5	±9	2.2	±0.2	
<b>O4 – O6</b>	100	±0	46	43	7	2	3	±8	1.7	±0.2	

Note. Percent responding are Service members who answered the question.

NR: Not reportable

**22. To what extent do you agree or disagree with the following statements about your work group?**

**e. You are impressed with the quality of leadership in your work group.**

1. Strongly disagree  
4. Agree

2. Disagree  
5. Strongly agree

3. Neither agree nor disagree

	Percent Responding		Percentages					Max ME	Average Agreement		
			1	2	3	4	5				
<b>TOTAL DOD</b>	100	±1	10	13	26	34	18	±1	3.4	±0.1	
Female	100	±1	13	16	28	30	14	±2	3.2	±0.1	
Male	100	±1	9	12	26	34	19	±2	3.4	±0.1	
<b>TOTAL COAST GUARD</b>	100	±1	7	11	26	41	16	±3	3.5	±0.1	
Enlisted	100	±1	7	12	28	39	15	±3	3.4	±0.1	
E1 – E4	100	±1	7	13	30	37	12	±6	3.3	±0.2	
E1 – E3	100	±0	8	11	28	42	11	±16	3.4	±0.3	
E4	100	±1	7	14	31	35	13	±6	3.3	±0.2	
E5 – E9	100	±1	7	12	26	39	16	±3	3.5	±0.1	
E5 – E6	100	±1	8	13	27	37	15	±4	3.4	±0.1	
E7 – E9	100	±1	4	8	22	46	20	±5	3.7	±0.1	
Officers	100	±0	5	7	18	48	22	±5	3.7	±0.1	
O1 – O3	100	±0	4	10	20	50	16	±8	3.7	±0.2	
O4 – O6	100	±0	2	6	12	48	32	±7	4.0	±0.2	
Non-Hispanic White	100	±1	7	11	24	41	17	±3	3.5	±0.1	
Total Minority	100	±0	7	12	29	38	14	±7	3.4	±0.2	
Non-Hispanic Black	100	±0	8	7	35	33	17	±10	3.4	±0.3	
Hispanic	100	±0	6	14	26	43	11	±12	3.4	±0.2	
<b>COAST GUARD FEMALES</b>	100	±1	9	17	25	35	14	±6	3.3	±0.2	
Enlisted	100	±1	8	19	26	33	14	±7	3.3	±0.2	
E1 – E4	100	±0	3	21	33	31	11	±12	3.3	±0.3	
E5 – E9	100	±1	12	17	21	35	16	±8	3.3	±0.2	
Officers	100	±0	10	11	22	41	16	±13	3.4	±0.4	
O1 – O3	100	±0	NR	13	24	NR	14	±17	3.5	±0.4	
O4 – O6	100	±0	5	7	NR	NR	NR	±4	3.7	±0.4	
<b>COAST GUARD MALES</b>	100	±1	6	10	26	41	16	±3	3.5	±0.1	
Enlisted	100	±1	7	11	28	39	15	±3	3.4	±0.1	
E1 – E4	100	±1	8	12	30	38	12	±7	3.4	±0.2	
E5 – E9	100	±1	6	11	27	40	16	±3	3.5	±0.1	
Officers	100	±0	4	7	17	49	23	±6	3.8	±0.2	
O1 – O3	100	±0	4	9	18	52	17	±9	3.7	±0.2	
O4 – O6	100	±0	2	6	11	49	32	±8	4.0	±0.2	

Note. Percent responding are Service members who answered the question.  
NR: Not reportable



**22. To what extent do you agree or disagree with the following statements about your work group?**

**f. The leaders in your work group are more interested in furthering their careers than in the well-being of their Service members.**

1. Strongly disagree

2. Disagree

3. Neither agree nor disagree

4. Agree

5. Strongly agree

	Percent Responding		Percentages					Max ME	Average Agreement		
			1	2	3	4	5				
<b>TOTAL DOD</b>	100	±1	14	29	26	16	15	±1	2.9	±0.1	
Female	100	±1	13	29	28	16	14	±2	2.9	±0.1	
Male	100	±1	15	29	26	16	15	±2	2.9	±0.1	
<b>TOTAL COAST GUARD</b>	100	±1	13	34	28	15	9	±3	2.7	±0.1	
Enlisted	100	±1	11	32	31	16	10	±3	2.8	±0.1	
E1 – E4	100	±1	8	28	35	18	11	±7	2.9	±0.1	
E1 – E3	100	±0	6	30	38	17	9	±17	2.9	±0.2	
E4	99	±1	9	27	34	19	11	±6	3.0	±0.2	
E5 – E9	100	±1	13	34	28	14	10	±3	2.7	±0.1	
E5 – E6	100	±1	12	32	30	14	11	±4	2.8	±0.1	
E7 – E9	100	±1	17	42	22	14	6	±5	2.5	±0.2	
Officers	100	±0	22	42	19	12	5	±5	2.4	±0.2	
O1 – O3	100	±0	14	43	23	14	6	±8	2.6	±0.2	
O4 – O6	100	±0	33	42	15	7	3	±7	2.1	±0.2	
Non-Hispanic White	100	±1	15	35	26	14	9	±3	2.7	±0.1	
Total Minority	99	±1	10	30	35	16	9	±7	2.8	±0.1	
Non-Hispanic Black	99	±2	9	37	34	15	5	±10	2.7	±0.2	
Hispanic	99	±1	7	27	37	18	11	±13	3.0	±0.2	
<b>COAST GUARD FEMALES</b>	99	±1	12	36	26	15	10	±6	2.7	±0.2	
Enlisted	99	±1	12	34	30	15	10	±7	2.8	±0.2	
E1 – E4	99	±3	9	37	33	13	8	±12	2.7	±0.3	
E5 – E9	100	±1	14	31	27	16	12	±8	2.8	±0.2	
Officers	100	±0	13	45	15	17	10	±13	2.6	±0.4	
O1 – O3	100	±0	14	NR	18	NR	5	±16	2.6	±0.4	
O4 – O6	100	±0	14	66	8	8	3	±14	2.2	±0.1	
<b>COAST GUARD MALES</b>	100	±1	14	34	28	15	9	±3	2.7	±0.1	
Enlisted	100	±1	11	32	31	16	10	±4	2.8	±0.1	
E1 – E4	100	±1	8	27	35	19	11	±7	3.0	±0.2	
E5 – E9	100	±1	13	35	28	14	10	±3	2.7	±0.1	
Officers	100	±0	23	42	19	11	5	±6	2.3	±0.2	
O1 – O3	100	±0	14	43	25	12	6	±9	2.5	±0.2	
O4 – O6	100	±0	35	39	16	7	3	±8	2.0	±0.2	

Note. Percent responding are Service members who answered the question.

NR: Not reportable

**22. Leadership Satisfaction scale:** Constructed from items Q22b-d and Q22f. Leadership Satisfaction can be defined as members' satisfaction with his/her work group leadership's commitment to quality work, positive work environment and Service member well-being.

	Percent Responding		Mean	Max ME	Leadership Satisfaction
<b>TOTAL DOD</b>	100	±1	3.3	±0.1	
Female	100	±1	3.2	±0.1	
Male	100	±1	3.3	±0.1	
<b>TOTAL COAST GUARD</b>	100	±1	3.4	±0.1	
Enlisted	100	±1	3.4	±0.1	
E1 – E4	100	±1	3.2	±0.1	
E1 – E3	100	±0	3.3	±0.3	
E4	100	±1	3.2	±0.1	
E5 – E9	100	±1	3.4	±0.1	
E5 – E6	100	±0	3.4	±0.1	
E7 – E9	100	±1	3.6	±0.1	
Officers	100	±0	3.7	±0.1	
O1 – O3	100	±0	3.5	±0.2	
O4 – O6	100	±0	3.9	±0.1	
Non-Hispanic White	100	±1	3.4	±0.1	
Total Minority	100	±0	3.4	±0.1	
Non-Hispanic Black	100	±0	3.4	±0.2	
Hispanic	100	±0	3.3	±0.2	
<b>COAST GUARD FEMALES</b>	100	±0	3.3	±0.2	
Enlisted	100	±0	3.3	±0.2	
E1 – E4	100	±0	3.3	±0.3	
E5 – E9	100	±0	3.3	±0.2	
Officers	100	±0	3.3	±0.3	
O1 – O3	100	±0	3.4	±0.3	
O4 – O6	100	±0	3.7	±0.1	
<b>COAST GUARD MALES</b>	100	±1	3.4	±0.1	
Enlisted	100	±1	3.4	±0.1	
E1 – E4	100	±1	3.2	±0.1	
E5 – E9	100	±1	3.4	±0.1	
Officers	100	±0	3.7	±0.1	
O1 – O3	100	±0	3.6	±0.2	
O4 – O6	100	±0	3.9	±0.1	

Note. Percent responding are Service members who answered the question. The scale ranges from 1 to 5. Higher scores indicate higher degrees of satisfaction.  
Cronbach's coefficient alpha = 0.82.

































**22. Careerism scale: Constructed from items Q22a-d and Q22f. Careerism can be defined as the extent to which a member perceives that leaders put their personal interests above the organization's interests to further personal advancement.**

	Percent Responding		Mean	Max ME	Careerism Satisfaction
<b>TOTAL DOD</b>	100	±1	2.6	±0.1	
Female	100	±1	2.7	±0.1	
Male	100	±1	2.6	±0.1	
<b>TOTAL COAST GUARD</b>	100	±1	2.5	±0.1	
Enlisted	100	±1	2.5	±0.1	
E1 – E4	100	±1	2.6	±0.1	
E1 – E3	100	±0	2.6	±0.2	
E4	100	±1	2.7	±0.1	
E5 – E9	100	±1	2.5	±0.1	
E5 – E6	100	±0	2.5	±0.1	
E7 – E9	100	±1	2.3	±0.1	
Officers	100	±0	2.2	±0.1	
O1 – O3	100	±0	2.4	±0.2	
O4 – O6	100	±0	2.0	±0.1	
Non-Hispanic White	100	±1	2.4	±0.1	
Total Minority	100	±0	2.5	±0.1	
Non-Hispanic Black	100	±0	2.5	±0.2	
Hispanic	100	±0	2.5	±0.2	
<b>COAST GUARD FEMALES</b>	100	±0	2.6	±0.2	
Enlisted	100	±0	2.6	±0.2	
E1 – E4	100	±0	2.6	±0.2	
E5 – E9	100	±0	2.6	±0.2	
Officers	100	±0	2.6	±0.3	
O1 – O3	100	±0	2.6	±0.3	
O4 – O6	100	±0	2.3	±0.1	
<b>COAST GUARD MALES</b>	100	±1	2.4	±0.1	
Enlisted	100	±1	2.5	±0.1	
E1 – E4	100	±1	2.6	±0.1	
E5 – E9	100	±1	2.5	±0.1	
Officers	100	±0	2.2	±0.1	
O1 – O3	100	±0	2.3	±0.2	
O4 – O6	100	±0	2.0	±0.1	

Note. Percent responding are Service members who answered the question. The scale ranges from 1 to 5. Higher scores indicate members have greater perceptions their leaders exhibit careerism. Cronbach's coefficient alpha = 0.85.

### 23. In your opinion, have you had a mentor while in the military?

1. Yes, you have one now
2. Yes, you had one, but you don't have one now
3. No, but you would have liked one
4. No, and you never wanted one
5. Not sure or you do not know what a mentor is

	Percent Responding		Percentages					Max ME	Percentage Reporting Yes		
			1	2	3	4	5				
<b>TOTAL DOD</b>	100	±1	33	37	18	9	2	±2	71.0	±1.0	
<b>Female</b>	100	±1	33	36	22	7	2	±2	69.0	±2.0	
<b>Male</b>	100	±1	33	38	18	9	2	±2	71.0	±2.0	
<b>TOTAL COAST GUARD</b>	100	±1	24	44	20	11	2	±3	68.0	±3.0	
<b>Enlisted</b>	100	±1	24	43	21	11	2	±3	67.0	±3.0	
<b>E1 – E4</b>	100	±0	25	38	24	10	3	±7	63.0	±6.0	
E1 – E3	100	±0	21	34	NR	8	6	±13	55.0	±15.0	
E4	100	±0	26	39	21	11	2	±6	66.0	±6.0	
<b>E5 – E9</b>	100	±1	23	46	18	11	2	±3	69.0	±3.0	
E5 – E6	100	±1	24	44	18	11	2	±4	68.0	±4.0	
E7 – E9	100	±0	20	51	19	10	0	±5	71.0	±5.0	
<b>Officers</b>	100	±0	26	47	16	10	0	±5	74.0	±5.0	
<b>O1 – O3</b>	100	±0	37	40	14	8	0	±8	77.0	±7.0	
<b>O4 – O6</b>	100	±0	23	49	18	10	1	±7	72.0	±6.0	
<b>Non-Hispanic White</b>	100	±0	25	45	17	11	1	±3	71.0	±3.0	
<b>Total Minority</b>	100	±1	21	40	26	11	2	±8	61.0	±7.0	
Non-Hispanic Black	100	±0	23	39	27	11	0	±10	62.0	±10.0	
Hispanic	100	±1	18	37	33	9	4	±14	55.0	±12.0	
<b>COAST GUARD FEMALES</b>	100	±0	27	40	23	10	0	±6	66.0	±6.0	
<b>Enlisted</b>	100	±0	24	41	22	12	1	±7	65.0	±7.0	
<b>E1 – E4</b>	100	±0	24	40	27	9	NR	±12	64.0	±12.0	
<b>E5 – E9</b>	100	±0	24	42	18	15	1	±9	66.0	±8.0	
<b>Officers</b>	100	±0	39	32	27	2	0	±14	71.0	±14.0	
<b>O1 – O3</b>	100	±0	NR	31	30	1	0	±18	69.0	±18.0	
<b>O4 – O6</b>	100	±0	NR	NR	13	5	0	±7	82.0	±9.0	
<b>COAST GUARD MALES</b>	100	±1	24	44	19	11	2	±3	68.0	±3.0	
<b>Enlisted</b>	100	±1	24	43	20	10	2	±4	67.0	±4.0	
<b>E1 – E4</b>	100	±0	25	37	24	10	3	±8	63.0	±7.0	
<b>E5 – E9</b>	100	±1	23	46	18	11	2	±3	69.0	±3.0	
<b>Officers</b>	100	±0	24	49	14	12	1	±6	74.0	±5.0	
<b>O1 – O3</b>	100	±0	37	42	11	9	0	±9	79.0	±8.0	
<b>O4 – O6</b>	100	±0	20	51	18	10	1	±8	71.0	±7.0	

Note. Percent responding are Service members who answered the question.

NR: Not reportable

**24. How much do you agree or disagree with the following statements about the people you work with at your workplace?****a. There is very little conflict among your coworkers.**1. Strongly disagree  
4. Agree2. Disagree  
5. Strongly agree

3. Neither agree nor disagree

	Percent Responding		Percentages					Max ME	Average Agreement		
			1	2	3	4	5				
<b>TOTAL DOD</b>	100	±1	5	16	21	44	14	±2	3.5	±0.1	
Female	100	±1	8	20	21	39	11	±2	3.2	±0.1	
Male	100	±1	4	15	21	44	15	±2	3.5	±0.1	
<b>TOTAL COAST GUARD</b>	100	±1	4	15	19	48	13	±3	3.5	±0.1	
Enlisted	100	±1	5	17	21	45	13	±3	3.4	±0.1	
E1 – E4	100	±1	5	20	23	39	12	±8	3.3	±0.2	
E1 – E3	100	±0	4	20	17	39	NR	±13	3.5	±0.4	
E4	100	±1	5	20	25	39	10	±6	3.3	±0.2	
E5 – E9	100	±1	5	15	19	48	13	±3	3.5	±0.1	
E5 – E6	100	±1	5	16	21	46	12	±4	3.4	±0.1	
E7 – E9	100	±0	3	10	12	58	17	±5	3.8	±0.1	
Officers	100	±0	3	9	13	59	16	±5	3.8	±0.1	
O1 – O3	100	±0	2	9	18	58	13	±8	3.7	±0.2	
O4 – O6	100	±0	2	10	11	58	19	±7	3.8	±0.2	
Non-Hispanic White	100	±1	4	14	19	50	13	±3	3.5	±0.1	
Total Minority	100	±1	4	19	20	43	15	±9	3.5	±0.2	
Non-Hispanic Black	100	±0	2	19	22	46	11	±10	3.5	±0.2	
Hispanic	100	±1	5	15	22	39	NR	±10	3.5	±0.3	
<b>COAST GUARD FEMALES</b>	100	±0	7	21	19	43	11	±6	3.3	±0.2	
Enlisted	100	±0	7	23	19	39	11	±7	3.3	±0.2	
E1 – E4	100	±0	9	23	22	34	11	±12	3.1	±0.3	
E5 – E9	100	±0	5	23	17	43	12	±8	3.3	±0.2	
Officers	100	±0	6	12	16	56	10	±13	3.5	±0.3	
O1 – O3	100	±0	NR	12	21	NR	6	±17	3.5	±0.4	
O4 – O6	100	±0	2	11	9	68	10	±13	3.7	±0.2	
<b>COAST GUARD MALES</b>	100	±1	4	14	19	49	14	±3	3.5	±0.1	
Enlisted	100	±1	4	16	21	46	13	±3	3.5	±0.1	
E1 – E4	100	±1	4	20	23	40	13	±9	3.4	±0.2	
E5 – E9	100	±1	4	14	20	49	13	±3	3.5	±0.1	
Officers	100	±0	2	9	13	60	17	±6	3.8	±0.1	
O1 – O3	100	±0	1	8	17	59	15	±9	3.8	±0.2	
O4 – O6	100	±0	2	10	11	57	20	±8	3.8	±0.2	

Note. Percent responding are Service members who answered the question.

NR: Not reportable

**24. How much do you agree or disagree with the following statements about the people you work with at your workplace?**

**b. Your coworkers put in the effort required for their jobs.**

1. Strongly disagree  
4. Agree

2. Disagree  
5. Strongly agree

3. Neither agree nor disagree

	Percent Responding		Percentages					Max ME	Average Agreement		
			1	2	3	4	5				
<b>TOTAL DOD</b>	99	±1	4	11	17	49	19	±2	3.7	±0.1	
Female	99	±1	5	14	19	47	15	±2	3.5	±0.1	
Male	99	±1	3	10	17	50	19	±2	3.7	±0.1	
<b>TOTAL COAST GUARD</b>	99	±1	2	9	15	56	19	±3	3.8	±0.1	
Enlisted	99	±1	3	9	17	54	17	±3	3.7	±0.1	
E1 – E4	100	±1	3	11	20	50	16	±8	3.6	±0.2	
E1 – E3	100	±0	2	9	16	46	NR	±14	3.9	±0.3	
E4	99	±1	4	12	22	51	11	±6	3.5	±0.1	
E5 – E9	99	±1	2	9	15	57	17	±3	3.8	±0.1	
E5 – E6	99	±1	3	10	17	55	15	±4	3.7	±0.1	
E7 – E9	99	±1	1	3	8	63	24	±5	4.1	±0.1	
Officers	100	±1	1	6	6	62	26	±5	4.1	±0.1	
O1 – O3	99	±2	1	6	8	62	23	±8	4.0	±0.2	
O4 – O6	99	±1	1	3	6	59	32	±7	4.2	±0.1	
Non-Hispanic White	100	±1	2	9	14	56	18	±3	3.8	±0.1	
Total Minority	99	±1	2	8	16	55	20	±8	3.8	±0.2	
Non-Hispanic Black	99	±2	1	3	16	59	21	±10	4.0	±0.2	
Hispanic	98	±2	3	7	18	51	21	±18	3.8	±0.3	
<b>COAST GUARD FEMALES</b>	99	±2	4	14	15	49	18	±6	3.6	±0.2	
Enlisted	99	±2	4	14	17	49	16	±7	3.6	±0.2	
E1 – E4	99	±3	6	16	17	48	13	±12	3.5	±0.3	
E5 – E9	99	±2	3	13	17	49	17	±8	3.6	±0.2	
Officers	100	±0	NR	13	6	50	28	±14	3.9	±0.3	
O1 – O3	100	±0	0	18	7	NR	26	±18	3.8	±0.4	
O4 – O6	100	±0	1	3	6	NR	NR	±4	4.2	±0.2	
<b>COAST GUARD MALES</b>	99	±1	2	8	15	57	19	±3	3.8	±0.1	
Enlisted	99	±1	3	9	17	55	17	±3	3.7	±0.1	
E1 – E4	100	±1	3	10	21	50	16	±9	3.7	±0.2	
E5 – E9	99	±1	2	8	14	58	17	±3	3.8	±0.1	
Officers	99	±1	1	5	6	64	25	±5	4.1	±0.1	
O1 – O3	99	±2	1	4	8	65	23	±9	4.1	±0.2	
O4 – O6	99	±1	1	3	6	59	32	±8	4.2	±0.2	

Note. Percent responding are Service members who answered the question.

NR: Not reportable

**24. How much do you agree or disagree with the following statements about the people you work with at your workplace?****c. The people in your work group tend to get along.**

1. Strongly disagree

2. Disagree

3. Neither agree nor disagree

4. Agree

5. Strongly agree

	Percent Responding		Percentages					Max ME	Average Agreement		
			1	2	3	4	5				
<b>TOTAL DOD</b>	99	±1	2	6	16	57	19	±2	3.9	±0.1	
Female	99	±1	4	9	18	54	15	±2	3.7	±0.1	
Male	99	±1	2	5	16	58	19	±2	3.9	±0.1	
<b>TOTAL COAST GUARD</b>	99	±1	1	4	14	63	18	±3	3.9	±0.1	
Enlisted	99	±1	1	4	16	62	16	±3	3.9	±0.1	
E1 – E4	100	±1	2	5	21	58	14	±6	3.8	±0.1	
E1 – E3	100	±0	3	5	15	62	16	±13	3.8	±0.2	
E4	100	±1	2	5	24	56	14	±6	3.8	±0.1	
E5 – E9	99	±1	1	4	13	64	18	±3	3.9	±0.1	
E5 – E6	99	±1	1	4	15	63	16	±4	3.9	±0.1	
E7 – E9	100	±1	0	3	6	68	23	±5	4.1	±0.1	
Officers	100	±1	0	2	7	67	23	±5	4.1	±0.1	
O1 – O3	99	±2	0	1	9	71	19	±8	4.1	±0.1	
O4 – O6	100	±0	0	2	6	62	31	±7	4.2	±0.1	
Non-Hispanic White	100	±1	1	4	13	63	19	±3	3.9	±0.1	
Total Minority	99	±1	2	4	16	63	15	±6	3.9	±0.1	
Non-Hispanic Black	98	±3	0	3	15	64	17	±10	4.0	±0.2	
Hispanic	99	±1	2	3	16	66	13	±9	3.8	±0.2	
<b>COAST GUARD FEMALES</b>	100	±1	3	8	17	58	15	±6	3.7	±0.2	
Enlisted	100	±1	3	9	19	55	14	±7	3.7	±0.2	
E1 – E4	100	±0	3	13	23	49	12	±12	3.5	±0.3	
E5 – E9	100	±1	2	7	17	59	15	±8	3.8	±0.2	
Officers	100	±0	NR	3	9	67	18	±13	3.9	±0.3	
O1 – O3	100	±0	0	NR	12	73	11	±16	3.9	±0.2	
O4 – O6	100	±0	1	2	4	NR	NR	±3	4.2	±0.2	
<b>COAST GUARD MALES</b>	99	±1	1	3	14	64	18	±3	3.9	±0.1	
Enlisted	99	±1	1	4	16	63	17	±3	3.9	±0.1	
E1 – E4	100	±1	2	4	21	59	14	±6	3.8	±0.1	
E5 – E9	99	±1	1	4	12	65	18	±3	4.0	±0.1	
Officers	100	±1	0	2	6	67	24	±5	4.1	±0.1	
O1 – O3	99	±2	0	1	8	71	20	±9	4.1	±0.1	
O4 – O6	100	±0	0	2	6	61	31	±8	4.2	±0.1	

Note. Percent responding are Service members who answered the question.

NR: Not reportable

**24. How much do you agree or disagree with the following statements about the people you work with at your workplace?**

**d. The people in your work group are willing to help each other.**

1. Strongly disagree  
4. Agree

2. Disagree  
5. Strongly agree

3. Neither agree nor disagree

	Percent Responding		Percentages					Max ME	Average Agreement		
			1	2	3	4	5				
<b>TOTAL DOD</b>	100	±1	2	7	17	52	22	±2	3.8	±0.1	
Female	100	±1	4	9	21	50	16	±2	3.6	±0.1	
Male	100	±1	2	6	16	53	23	±2	3.9	±0.1	
<b>TOTAL COAST GUARD</b>	100	±1	2	5	14	58	21	±3	3.9	±0.1	
Enlisted	100	±1	2	6	16	58	19	±3	3.9	±0.1	
E1 – E4	100	±1	2	7	20	57	15	±6	3.7	±0.1	
E1 – E3	100	±0	2	10	17	55	17	±14	3.8	±0.2	
E4	100	±1	2	6	21	57	14	±6	3.7	±0.1	
E5 – E9	100	±1	1	5	13	59	21	±3	3.9	±0.1	
E5 – E6	100	±1	2	6	15	58	19	±4	3.9	±0.1	
E7 – E9	100	±0	0	2	6	63	28	±5	4.2	±0.1	
Officers	99	±1	1	2	8	59	30	±5	4.2	±0.1	
O1 – O3	100	±1	1	1	10	63	25	±8	4.1	±0.1	
O4 – O6	100	±1	0	1	4	55	39	±7	4.3	±0.1	
Non-Hispanic White	100	±1	1	5	14	58	22	±3	4.0	±0.1	
Total Minority	99	±1	2	6	15	59	18	±6	3.8	±0.1	
Non-Hispanic Black	100	±0	0	8	14	58	20	±10	3.9	±0.2	
Hispanic	99	±1	2	5	16	61	16	±10	3.8	±0.2	
<b>COAST GUARD FEMALES</b>	100	±1	3	9	17	54	17	±6	3.7	±0.2	
Enlisted	100	±1	2	11	19	53	15	±7	3.7	±0.2	
E1 – E4	100	±0	2	13	23	50	12	±12	3.6	±0.3	
E5 – E9	100	±1	3	10	16	55	17	±8	3.7	±0.2	
Officers	100	±0	5	3	9	56	26	±13	3.9	±0.3	
O1 – O3	100	±0	NR	NR	11	61	20	±17	3.9	±0.3	
O4 – O6	100	±0	1	3	6	NR	NR	±4	4.2	±0.2	
<b>COAST GUARD MALES</b>	100	±1	1	4	14	59	21	±3	3.9	±0.1	
Enlisted	100	±1	2	5	15	59	19	±3	3.9	±0.1	
E1 – E4	100	±1	2	6	19	58	15	±6	3.8	±0.1	
E5 – E9	100	±1	1	5	13	60	21	±3	4.0	±0.1	
Officers	99	±1	0	2	8	60	30	±6	4.2	±0.1	
O1 – O3	100	±1	0	1	10	64	26	±9	4.1	±0.1	
O4 – O6	100	±1	0	1	4	55	40	±8	4.3	±0.1	

Note. Percent responding are Service members who answered the question.

NR: Not reportable



**24. How much do you agree or disagree with the following statements about the people you work with at your workplace?**  
**e. You are satisfied with the relationships you have with your coworkers.**

1. Strongly disagree  
 4. Agree

2. Disagree  
 5. Strongly agree

3. Neither agree nor disagree

	Percent Responding		Percentages					Max ME	Average Agreement		
			1	2	3	4	5				
<b>TOTAL DOD</b>	100	±1	3	6	17	53	22	±2	3.8	±0.1	
Female	100	±1	5	9	21	49	16	±2	3.6	±0.1	
Male	100	±1	2	6	16	53	23	±2	3.9	±0.1	
<b>TOTAL COAST GUARD</b>	100	±1	2	5	16	58	19	±3	3.9	±0.1	
Enlisted	100	±1	2	6	18	57	17	±3	3.8	±0.1	
E1 – E4	100	±1	3	7	22	56	13	±6	3.7	±0.1	
E1 – E3	99	±2	5	7	22	52	14	±14	3.6	±0.3	
E4	100	±1	2	6	22	57	12	±6	3.7	±0.1	
E5 – E9	100	±1	2	5	15	58	20	±3	3.9	±0.1	
E5 – E6	100	±1	2	5	17	56	19	±4	3.8	±0.1	
E7 – E9	100	±0	1	3	7	64	25	±5	4.1	±0.1	
Officers	100	±1	1	5	9	60	26	±5	4.1	±0.1	
O1 – O3	100	±0	1	5	12	60	23	±8	4.0	±0.2	
O4 – O6	100	±1	1	4	7	55	33	±7	4.2	±0.2	
Non-Hispanic White	100	±1	2	5	15	58	20	±3	3.9	±0.1	
Total Minority	99	±1	2	5	17	58	18	±6	3.8	±0.1	
Non-Hispanic Black	100	±0	0	4	17	58	21	±10	4.0	±0.2	
Hispanic	99	±2	3	6	16	61	14	±10	3.8	±0.2	
<b>COAST GUARD FEMALES</b>	100	±1	4	9	20	49	18	±6	3.7	±0.2	
Enlisted	100	±1	3	10	21	49	17	±7	3.7	±0.2	
E1 – E4	100	±0	3	14	27	43	13	±12	3.5	±0.3	
E5 – E9	100	±1	3	8	17	52	19	±8	3.8	±0.2	
Officers	100	±0	5	5	17	53	20	±13	3.8	±0.3	
O1 – O3	100	±0	NR	7	22	NR	19	±18	3.7	±0.4	
O4 – O6	100	±0	2	3	7	NR	NR	±4	4.1	±0.2	
<b>COAST GUARD MALES</b>	100	±1	2	5	15	59	19	±3	3.9	±0.1	
Enlisted	100	±1	2	5	17	58	18	±3	3.8	±0.1	
E1 – E4	100	±1	3	6	21	58	12	±6	3.7	±0.1	
E5 – E9	100	±1	2	5	15	59	20	±3	3.9	±0.1	
Officers	100	±1	0	4	8	61	27	±6	4.1	±0.1	
O1 – O3	100	±0	0	4	9	62	24	±9	4.1	±0.2	
O4 – O6	100	±1	0	4	7	54	34	±8	4.2	±0.2	

Note. Percent responding are Service members who answered the question.

NR: Not reportable

**24. How much do you agree or disagree with the following statements about the people you work with at your workplace?**

**f. You put more effort into your job than your coworkers do.**

1. Strongly disagree  
4. Agree

2. Disagree  
5. Strongly agree

3. Neither agree nor disagree

	Percent Responding		Percentages					Max ME	Average Agreement		
			1	2	3	4	5				
<b>TOTAL DOD</b>	100	±1	2	11	45	25	16	±2	3.4	±0.1	
Female	100	±1	2	15	44	25	14	±2	3.3	±0.1	
Male	100	±1	2	11	45	25	16	±2	3.4	±0.1	
<b>TOTAL COAST GUARD</b>	100	±1	2	12	46	26	15	±3	3.4	±0.1	
Enlisted	100	±1	1	11	46	26	15	±3	3.4	±0.1	
E1 – E4	100	±1	1	10	46	26	17	±7	3.5	±0.2	
E1 – E3	100	±0	NR	7	41	28	NR	±13	3.7	±0.4	
E4	100	±1	2	11	49	25	14	±6	3.4	±0.1	
E5 – E9	100	±1	2	12	46	26	15	±3	3.4	±0.1	
E5 – E6	99	±1	2	10	46	27	15	±4	3.4	±0.1	
E7 – E9	100	±1	2	19	44	23	11	±5	3.2	±0.1	
Officers	100	±1	2	15	45	25	13	±5	3.3	±0.1	
O1 – O3	100	±1	1	15	41	25	17	±8	3.4	±0.2	
O4 – O6	100	±0	3	15	52	22	8	±7	3.2	±0.2	
Non-Hispanic White	100	±1	2	13	45	26	14	±3	3.4	±0.1	
Total Minority	99	±1	1	11	47	25	16	±9	3.4	±0.2	
Non-Hispanic Black	100	±0	2	16	52	23	7	±10	3.2	±0.2	
Hispanic	99	±2	1	8	46	20	25	±16	3.6	±0.3	
<b>COAST GUARD FEMALES</b>	99	±1	2	17	38	26	17	±6	3.4	±0.2	
Enlisted	99	±2	2	16	40	26	16	±7	3.4	±0.2	
E1 – E4	99	±3	NR	13	42	27	17	±12	3.4	±0.3	
E5 – E9	99	±1	3	18	38	25	16	±9	3.3	±0.2	
Officers	100	±1	0	21	31	25	22	±14	3.5	±0.3	
O1 – O3	100	±1	0	16	24	33	27	±18	3.7	±0.4	
O4 – O6	100	±0	1	NR	NR	11	7	±6	3.0	±0.3	
<b>COAST GUARD MALES</b>	100	±1	2	11	47	26	14	±3	3.4	±0.1	
Enlisted	100	±1	1	11	47	26	15	±3	3.4	±0.1	
E1 – E4	100	±0	1	9	47	26	17	±8	3.5	±0.2	
E5 – E9	100	±1	2	12	46	26	14	±3	3.4	±0.1	
Officers	100	±0	2	14	47	25	11	±6	3.3	±0.1	
O1 – O3	100	±0	2	15	45	24	15	±9	3.3	±0.2	
O4 – O6	100	±0	3	14	52	23	8	±8	3.2	±0.2	

Note. Percent responding are Service members who answered the question.

NR: Not reportable

**24. Coworker Satisfaction scale: Constructed from Q24a-e. Coworker Satisfaction can be defined as satisfaction with coworker work effort, work group compatibility, helpfulness of coworkers, and frequency of coworker conflicts.**

	Percent Responding		Mean	Max ME	Coworker Satisfaction
<b>TOTAL DOD</b>	100	±1	3.7	±0.1	
Female	100	±1	3.5	±0.1	
Male	100	±1	3.8	±0.1	
<b>TOTAL COAST GUARD</b>	100	±1	3.8	±0.1	
Enlisted	100	±1	3.7	±0.1	
E1 – E4	100	±0	3.6	±0.1	
E1 – E3	100	±0	3.7	±0.3	
E4	100	±0	3.6	±0.1	
E5 – E9	100	±1	3.8	±0.1	
E5 – E6	100	±1	3.7	±0.1	
E7 – E9	100	±0	4.0	±0.1	
Officers	100	±0	4.0	±0.1	
O1 – O3	100	±0	4.0	±0.1	
O4 – O6	100	±0	4.1	±0.1	
Non-Hispanic White	100	±0	3.8	±0.1	
Total Minority	100	±1	3.8	±0.1	
Non-Hispanic Black	100	±0	3.8	±0.2	
Hispanic	100	±1	3.8	±0.2	
<b>COAST GUARD FEMALES</b>	100	±0	3.6	±0.1	
Enlisted	100	±0	3.6	±0.2	
E1 – E4	100	±0	3.4	±0.2	
E5 – E9	100	±0	3.6	±0.2	
Officers	100	±0	3.8	±0.3	
O1 – O3	100	±0	3.8	±0.3	
O4 – O6	100	±0	4.1	±0.2	
<b>COAST GUARD MALES</b>	100	±1	3.8	±0.1	
Enlisted	100	±1	3.8	±0.1	
E1 – E4	100	±0	3.7	±0.1	
E5 – E9	100	±1	3.8	±0.1	
Officers	100	±0	4.1	±0.1	
O1 – O3	100	±0	4.0	±0.1	
O4 – O6	100	±0	4.1	±0.1	

Note. Percent responding are Service members who answered the question. The scale ranges from 1 to 5. Higher scores indicate members strongly agreed with positive statements about their coworkers. Cronbach's coefficient alpha = 0.91.

**25. How much do you agree or disagree with the following statements about your workplace?**

**a. I know what is expected of me at work.**

1. Strongly disagree  
4. Agree

2. Disagree  
5. Strongly agree

3. Neither agree nor disagree

	Percent Responding		Percentages					Max ME	Average Agreement		
			1	2	3	4	5				
<b>TOTAL DOD</b>	100	±1	1	3	7	45	44	±2	4.3	±0.1	
Female	100	±1	1	4	7	45	43	±2	4.3	±0.1	
Male	100	±1	1	3	7	45	45	±2	4.3	±0.1	
<b>TOTAL COAST GUARD</b>	100	±1	1	3	7	52	37	±3	4.2	±0.1	
Enlisted	100	±1	1	3	7	52	37	±3	4.2	±0.1	
E1 – E4	100	±0	1	3	7	54	35	±6	4.2	±0.1	
E1 – E3	100	±0	NR	1	6	54	39	±17	4.3	±0.2	
E4	100	±0	1	3	8	55	33	±6	4.2	±0.1	
E5 – E9	100	±1	1	4	6	51	38	±3	4.2	±0.1	
E5 – E6	100	±1	1	4	7	51	37	±4	4.2	±0.1	
E7 – E9	100	±0	1	4	3	50	42	±5	4.3	±0.1	
Officers	100	±0	2	3	7	52	36	±5	4.2	±0.1	
O1 – O3	100	±0	2	4	8	55	31	±8	4.1	±0.2	
O4 – O6	100	±0	0	3	5	51	41	±7	4.3	±0.1	
Non-Hispanic White	100	±1	1	3	6	53	36	±3	4.2	±0.1	
Total Minority	100	±1	1	3	8	49	39	±7	4.2	±0.1	
Non-Hispanic Black	100	±0	0	2	7	54	37	±10	4.3	±0.2	
Hispanic	100	±1	2	2	8	48	40	±13	4.2	±0.2	
<b>COAST GUARD FEMALES</b>	100	±0	1	5	6	52	36	±6	4.2	±0.1	
Enlisted	100	±0	0	4	5	51	39	±7	4.2	±0.1	
E1 – E4	100	±0	NR	4	3	53	40	±12	4.3	±0.2	
E5 – E9	100	±0	0	5	7	50	38	±8	4.2	±0.2	
Officers	100	±0	NR	7	9	57	24	±13	3.9	±0.3	
O1 – O3	100	±0	0	NR	11	63	21	±17	4.0	±0.3	
O4 – O6	100	±0	1	3	6	NR	NR	±4	4.2	±0.2	
<b>COAST GUARD MALES</b>	100	±1	1	3	7	52	37	±3	4.2	±0.1	
Enlisted	100	±1	1	3	7	53	37	±3	4.2	±0.1	
E1 – E4	100	±0	1	3	8	55	34	±7	4.2	±0.1	
E5 – E9	100	±1	1	4	6	51	38	±3	4.2	±0.1	
Officers	100	±0	1	3	7	52	38	±6	4.2	±0.1	
O1 – O3	100	±0	2	4	8	53	34	±9	4.1	±0.2	
O4 – O6	100	±0	0	3	5	50	42	±8	4.3	±0.2	

Note. Percent responding are Service members who answered the question. Items Q25a-p are used by permission of the copyright holder, The Gallup Organization, 901 F Street NW, Washington, DC 20004.

NR: Not reportable

**25. How much do you agree or disagree with the following statements about your workplace?****b. I have the materials and equipment I need to do my work right.**

1. Strongly disagree  
4. Agree

2. Disagree  
5. Strongly agree

3. Neither agree nor disagree

	Percent Responding		Percentages					Max ME	Average Agreement		
			1	2	3	4	5				
<b>TOTAL DOD</b>	99	±1	5	13	14	42	25	±2	3.7	±0.1	
Female	99	±1	3	11	13	44	28	±2	3.8	±0.1	
Male	99	±1	5	14	15	42	25	±2	3.7	±0.1	
<b>TOTAL COAST GUARD</b>	100	±1	4	12	14	50	20	±3	3.7	±0.1	
Enlisted	99	±1	4	13	15	48	20	±3	3.7	±0.1	
E1 – E4	100	±1	3	12	16	47	22	±7	3.7	±0.2	
E1 – E3	99	±2	1	8	13	47	NR	±14	4.0	±0.3	
E4	100	±1	3	14	17	47	19	±6	3.6	±0.2	
E5 – E9	99	±1	4	13	15	48	19	±3	3.7	±0.1	
E5 – E6	99	±1	4	14	16	47	20	±4	3.7	±0.1	
E7 – E9	100	±0	4	13	11	55	18	±5	3.7	±0.1	
Officers	100	±1	4	10	10	58	19	±5	3.8	±0.1	
O1 – O3	100	±1	5	10	9	60	16	±8	3.7	±0.2	
O4 – O6	99	±1	3	9	8	56	23	±7	3.9	±0.2	
Non-Hispanic White	100	±1	4	14	14	51	18	±3	3.7	±0.1	
Total Minority	99	±1	3	8	15	48	26	±8	3.9	±0.2	
Non-Hispanic Black	98	±3	1	5	16	58	21	±10	3.9	±0.2	
Hispanic	99	±2	3	8	16	41	31	±15	3.9	±0.3	
<b>COAST GUARD FEMALES</b>	99	±1	2	10	12	53	23	±6	3.8	±0.2	
Enlisted	99	±2	2	10	13	51	24	±7	3.8	±0.2	
E1 – E4	100	±0	2	6	14	53	25	±12	3.9	±0.2	
E5 – E9	98	±2	2	14	13	49	23	±8	3.8	±0.2	
Officers	100	±1	NR	9	9	60	17	±13	3.8	±0.3	
O1 – O3	100	±1	0	11	10	63	16	±17	3.8	±0.3	
O4 – O6	99	±1	2	8	9	NR	NR	±5	3.9	±0.3	
<b>COAST GUARD MALES</b>	100	±1	4	13	14	50	20	±3	3.7	±0.1	
Enlisted	100	±1	4	13	15	48	20	±4	3.7	±0.1	
E1 – E4	100	±1	3	13	16	46	22	±8	3.7	±0.2	
E5 – E9	99	±1	4	13	15	48	19	±3	3.6	±0.1	
Officers	100	±1	4	10	10	58	19	±6	3.8	±0.1	
O1 – O3	100	±0	6	10	9	59	16	±9	3.7	±0.2	
O4 – O6	99	±1	3	9	8	56	23	±8	3.9	±0.2	

Note. Percent responding are Service members who answered the question. Items Q25a-p are used by permission of the copyright holder, The Gallup Organization, 901 F Street NW, Washington, DC 20004.

NR: Not reportable

**25. How much do you agree or disagree with the following statements about your workplace?**

**c. At work, I have the opportunity to do what I do best every day.**

1. Strongly disagree  
4. Agree

2. Disagree  
5. Strongly agree

3. Neither agree nor disagree

	Percent Responding		Percentages					Max ME	Average Agreement		
			1	2	3	4	5				
<b>TOTAL DOD</b>	99	±1	5	12	19	38	25	±2	3.7	±0.1	
Female	99	±1	5	12	18	39	26	±2	3.7	±0.1	
Male	100	±1	6	12	20	38	25	±2	3.6	±0.1	
<b>TOTAL COAST GUARD</b>	100	±1	4	14	21	43	19	±3	3.6	±0.1	
Enlisted	100	±1	4	14	22	41	19	±3	3.6	±0.1	
E1 – E4	100	±1	5	14	25	39	17	±7	3.5	±0.2	
E1 – E3	100	±0	5	13	24	38	NR	±13	3.6	±0.4	
E4	100	±1	6	15	25	39	16	±6	3.4	±0.2	
E5 – E9	100	±1	3	13	21	43	20	±3	3.6	±0.1	
E5 – E6	100	±1	3	14	23	41	19	±4	3.6	±0.1	
E7 – E9	99	±1	4	9	14	51	22	±5	3.8	±0.1	
Officers	100	±1	2	14	17	49	18	±5	3.7	±0.1	
O1 – O3	100	±0	3	16	19	45	16	±8	3.5	±0.2	
O4 – O6	100	±1	2	14	13	50	20	±7	3.7	±0.2	
Non-Hispanic White	100	±1	4	15	21	43	18	±3	3.6	±0.1	
Total Minority	100	±1	3	10	22	45	21	±8	3.7	±0.2	
Non-Hispanic Black	100	±0	2	4	25	53	16	±11	3.8	±0.2	
Hispanic	99	±1	4	9	23	41	23	±17	3.7	±0.3	
<b>COAST GUARD FEMALES</b>	100	±1	3	14	22	44	18	±6	3.6	±0.2	
Enlisted	100	±0	3	13	23	43	18	±7	3.6	±0.2	
E1 – E4	100	±0	2	10	25	46	16	±12	3.6	±0.3	
E5 – E9	100	±0	3	14	22	42	19	±8	3.6	±0.2	
Officers	100	±1	1	20	15	45	19	±13	3.6	±0.3	
O1 – O3	100	±0	0	27	13	NR	18	±18	3.5	±0.4	
O4 – O6	99	±1	4	8	12	NR	NR	±6	3.8	±0.3	
<b>COAST GUARD MALES</b>	100	±1	4	14	21	43	19	±3	3.6	±0.1	
Enlisted	100	±1	4	14	22	41	19	±3	3.6	±0.1	
E1 – E4	100	±1	6	15	25	37	17	±8	3.5	±0.2	
E5 – E9	99	±1	3	13	21	43	20	±3	3.6	±0.1	
Officers	100	±0	2	13	17	50	18	±6	3.7	±0.1	
O1 – O3	100	±0	4	14	20	46	16	±9	3.6	±0.2	
O4 – O6	100	±0	2	14	14	50	20	±8	3.7	±0.2	

Note. Percent responding are Service members who answered the question. Items Q25a-p are used by permission of the copyright holder, The Gallup Organization, 901 F Street NW, Washington, DC 20004.

NR: Not reportable

**25. How much do you agree or disagree with the following statements about your workplace?****d. In the last 7 days, I have received recognition or praise for doing good work.**

1. Strongly disagree  
4. Agree

2. Disagree  
5. Strongly agree

3. Neither agree nor disagree

	Percent Responding		Percentages					Max ME	Average Agreement		
			1	2	3	4	5				
<b>TOTAL DOD</b>	100	±1	14	19	23	28	16	±1	3.1	±0.1	
Female	100	±1	15	21	19	28	17	±2	3.1	±0.1	
Male	100	±1	14	18	23	28	16	±2	3.1	±0.1	
<b>TOTAL COAST GUARD</b>	100	±1	10	19	20	34	17	±3	3.3	±0.1	
Enlisted	100	±1	10	19	21	33	17	±3	3.3	±0.1	
E1 – E4	100	±1	13	19	19	31	19	±7	3.2	±0.2	
E1 – E3	100	±0	10	18	17	28	NR	±12	3.4	±0.5	
E4	100	±1	14	20	19	32	15	±6	3.1	±0.2	
E5 – E9	100	±1	9	18	22	35	16	±3	3.3	±0.1	
E5 – E6	100	±1	10	19	22	34	16	±4	3.3	±0.1	
E7 – E9	100	±0	7	18	23	35	17	±5	3.4	±0.2	
Officers	100	±0	7	21	19	38	16	±5	3.3	±0.2	
O1 – O3	100	±0	8	21	16	40	15	±8	3.3	±0.2	
O4 – O6	100	±0	4	22	20	38	17	±7	3.4	±0.2	
Non-Hispanic White	100	±1	10	20	20	34	16	±3	3.3	±0.1	
Total Minority	100	±1	8	18	21	33	20	±8	3.4	±0.2	
Non-Hispanic Black	100	±0	6	25	28	29	12	±10	3.2	±0.3	
Hispanic	100	±1	10	15	22	30	24	±17	3.4	±0.4	
<b>COAST GUARD FEMALES</b>	100	±1	11	21	17	33	17	±6	3.3	±0.2	
Enlisted	100	±1	11	19	19	32	18	±7	3.3	±0.2	
E1 – E4	100	±0	13	21	16	32	19	±12	3.2	±0.3	
E5 – E9	100	±1	11	18	21	32	17	±9	3.3	±0.2	
Officers	100	±0	9	28	10	38	15	±13	3.2	±0.4	
O1 – O3	100	±0	NR	29	11	NR	14	±18	3.3	±0.5	
O4 – O6	100	±0	5	NR	10	NR	NR	±6	NR		
<b>COAST GUARD MALES</b>	100	±1	9	19	21	34	17	±3	3.3	±0.1	
Enlisted	100	±1	10	19	21	33	17	±3	3.3	±0.1	
E1 – E4	100	±1	13	19	19	31	18	±8	3.2	±0.2	
E5 – E9	100	±1	9	18	22	35	16	±3	3.3	±0.1	
Officers	100	±0	6	20	20	38	16	±6	3.4	±0.2	
O1 – O3	100	±0	8	19	17	41	15	±9	3.4	±0.2	
O4 – O6	100	±0	4	21	21	38	16	±8	3.4	±0.2	

Note. Percent responding are Service members who answered the question. Items Q25a-p are used by permission of the copyright holder, The Gallup Organization, 901 F Street NW, Washington, DC 20004.

NR: Not reportable

**25. How much do you agree or disagree with the following statements about your workplace?**

**e. My supervisor, or someone at work, seems to care about me as a person.**

1. Strongly disagree  
4. Agree

2. Disagree  
5. Strongly agree

3. Neither agree nor disagree

	Percent Responding		Percentages					Max ME	Average Agreement		
			1	2	3	4	5				
<b>TOTAL DOD</b>	99	±1	6	7	20	43	25	±2	3.7	±0.1	
Female	100	±1	7	7	18	42	26	±2	3.7	±0.1	
Male	99	±1	5	7	21	43	25	±2	3.7	±0.1	
<b>TOTAL COAST GUARD</b>	100	±1	3	7	18	50	23	±3	3.8	±0.1	
Enlisted	100	±1	3	7	19	49	21	±3	3.8	±0.1	
E1 – E4	100	±1	3	8	21	46	21	±6	3.7	±0.1	
E1 – E3	100	±0	4	7	14	51	25	±14	3.9	±0.2	
E4	100	±1	3	9	25	44	20	±6	3.7	±0.2	
E5 – E9	100	±1	4	6	18	51	21	±3	3.8	±0.1	
E5 – E6	100	±1	4	7	18	50	20	±4	3.8	±0.1	
E7 – E9	100	±1	2	3	15	55	24	±5	4.0	±0.1	
Officers	100	±0	3	5	13	52	27	±5	4.0	±0.1	
O1 – O3	100	±0	4	5	12	53	26	±8	3.9	±0.2	
O4 – O6	100	±0	1	3	14	49	32	±7	4.1	±0.2	
Non-Hispanic White	100	±1	3	7	17	50	22	±3	3.8	±0.1	
Total Minority	100	±1	3	5	19	48	24	±6	3.8	±0.1	
Non-Hispanic Black	100	±0	4	3	20	39	34	±11	4.0	±0.2	
Hispanic	99	±2	3	5	21	52	20	±11	3.8	±0.2	
<b>COAST GUARD FEMALES</b>	100	±1	9	7	12	50	22	±6	3.7	±0.2	
Enlisted	99	±2	7	9	13	50	21	±7	3.7	±0.2	
E1 – E4	99	±3	9	7	15	48	21	±12	3.6	±0.3	
E5 – E9	100	±0	6	9	13	51	21	±8	3.7	±0.2	
Officers	100	±0	14	4	8	49	24	±14	3.7	±0.4	
O1 – O3	100	±0	NR	NR	10	NR	24	±16	3.7	±0.5	
O4 – O6	100	±0	2	2	5	NR	NR	±4	4.2	±0.2	
<b>COAST GUARD MALES</b>	100	±1	3	6	19	50	23	±3	3.8	±0.1	
Enlisted	100	±1	3	7	20	49	21	±3	3.8	±0.1	
E1 – E4	100	±0	3	8	22	45	21	±7	3.7	±0.1	
E5 – E9	100	±1	3	6	18	51	21	±3	3.8	±0.1	
Officers	100	±0	1	5	14	52	28	±6	4.0	±0.1	
O1 – O3	100	±0	2	5	12	54	26	±9	4.0	±0.2	
O4 – O6	100	±0	1	3	15	48	32	±8	4.1	±0.2	

Note. Percent responding are Service members who answered the question. Items Q25a-p are used by permission of the copyright holder, The Gallup Organization, 901 F Street NW, Washington, DC 20004.

NR: Not reportable



**25. How much do you agree or disagree with the following statements about your workplace?****f. There is someone at work who encourages my development.**

1. Strongly disagree  
4. Agree

2. Disagree  
5. Strongly agree

3. Neither agree nor disagree

	Percent Responding		Percentages					Max ME	Average Agreement		
			1	2	3	4	5				
<b>TOTAL DOD</b>	100	±1	5	10	21	42	23	±2	3.7	±0.1	
Female	99	±1	6	11	20	39	24	±2	3.6	±0.1	
Male	100	±1	4	10	21	42	23	±2	3.7	±0.1	
<b>TOTAL COAST GUARD</b>	100	±1	3	9	21	48	19	±3	3.7	±0.1	
Enlisted	100	±1	3	9	21	48	20	±3	3.7	±0.1	
E1 – E4	100	±1	2	6	20	49	22	±6	3.8	±0.1	
E1 – E3	99	±2	2	5	16	52	25	±14	3.9	±0.2	
E4	100	±1	2	7	22	48	21	±6	3.8	±0.1	
E5 – E9	100	±1	3	10	21	47	19	±3	3.7	±0.1	
E5 – E6	100	±1	3	10	20	47	20	±4	3.7	±0.1	
E7 – E9	100	±0	4	9	25	47	15	±5	3.6	±0.1	
Officers	100	±1	3	10	22	48	17	±5	3.7	±0.1	
O1 – O3	99	±2	4	6	16	51	23	±8	3.8	±0.2	
O4 – O6	100	±0	2	12	24	49	14	±7	3.6	±0.2	
Non-Hispanic White	100	±1	3	9	22	48	19	±3	3.7	±0.1	
Total Minority	99	±1	3	9	18	49	20	±6	3.8	±0.1	
Non-Hispanic Black	100	±0	2	11	18	43	26	±10	3.8	±0.2	
Hispanic	99	±2	3	7	20	52	18	±11	3.8	±0.2	
<b>COAST GUARD FEMALES</b>	100	±0	7	10	16	46	22	±6	3.7	±0.2	
Enlisted	100	±0	6	11	17	45	22	±7	3.7	±0.2	
E1 – E4	100	±0	4	9	21	41	26	±12	3.8	±0.3	
E5 – E9	100	±0	7	13	14	48	19	±8	3.6	±0.2	
Officers	100	±0	10	6	14	49	21	±14	3.7	±0.4	
O1 – O3	100	±0	NR	5	15	NR	22	±17	3.8	±0.4	
O4 – O6	100	±0	2	9	14	NR	NR	±7	3.9	±0.3	
<b>COAST GUARD MALES</b>	100	±1	2	9	22	48	19	±3	3.7	±0.1	
Enlisted	100	±1	2	8	21	48	20	±3	3.7	±0.1	
E1 – E4	100	±1	2	6	20	50	21	±7	3.8	±0.1	
E5 – E9	100	±1	3	10	22	47	19	±3	3.7	±0.1	
Officers	100	±1	2	11	23	48	16	±6	3.7	±0.1	
O1 – O3	99	±2	3	7	17	51	23	±9	3.8	±0.2	
O4 – O6	100	±0	2	12	25	48	13	±8	3.6	±0.2	

Note. Percent responding are Service members who answered the question. Items Q25a-p are used by permission of the copyright holder, The Gallup Organization, 901 F Street NW, Washington, DC 20004.

NR: Not reportable

**25. How much do you agree or disagree with the following statements about your workplace?**

**g. At work, my opinions seem to count.**

1. Strongly disagree  
4. Agree

2. Disagree  
5. Strongly agree

3. Neither agree nor disagree

	Percent Responding		Percentages					Max ME	Average Agreement		
			1	2	3	4	5				
<b>TOTAL DOD</b>	99	±1	8	12	20	40	20	±2	3.5	±0.1	
Female	99	±1	8	14	22	38	18	±2	3.4	±0.1	
Male	100	±1	7	11	20	41	21	±2	3.6	±0.1	
<b>TOTAL COAST GUARD</b>	100	±1	5	10	20	47	20	±3	3.7	±0.1	
Enlisted	100	±1	5	11	23	44	17	±3	3.6	±0.1	
E1 – E4	100	±1	7	15	31	33	14	±7	3.3	±0.2	
E1 – E3	100	±0	5	15	38	26	15	±17	3.3	±0.3	
E4	100	±1	7	15	28	36	13	±6	3.3	±0.2	
E5 – E9	100	±1	5	8	17	50	19	±3	3.7	±0.1	
E5 – E6	100	±1	5	9	20	49	16	±4	3.6	±0.1	
E7 – E9	100	±1	2	6	9	55	27	±5	4.0	±0.1	
Officers	100	±1	2	4	8	57	29	±5	4.1	±0.1	
O1 – O3	99	±2	3	6	9	61	22	±8	3.9	±0.2	
O4 – O6	100	±1	1	2	6	50	41	±7	4.3	±0.1	
Non-Hispanic White	100	±1	5	10	18	47	21	±3	3.7	±0.1	
Total Minority	99	±1	4	9	25	45	16	±8	3.6	±0.2	
Non-Hispanic Black	100	±1	7	7	25	43	17	±10	3.6	±0.3	
Hispanic	98	±2	3	13	29	41	15	±15	3.5	±0.2	
<b>COAST GUARD FEMALES</b>	100	±1	12	11	20	41	17	±6	3.4	±0.2	
Enlisted	100	±1	13	12	23	35	17	±7	3.3	±0.2	
E1 – E4	100	±0	17	10	31	23	19	±12	3.2	±0.3	
E5 – E9	100	±1	10	13	18	43	15	±8	3.4	±0.2	
Officers	100	±1	7	7	9	61	16	±13	3.7	±0.3	
O1 – O3	100	±1	NR	NR	11	65	13	±17	3.8	±0.4	
O4 – O6	100	±0	2	3	6	NR	NR	±4	4.1	±0.3	
<b>COAST GUARD MALES</b>	100	±1	4	9	19	47	20	±3	3.7	±0.1	
Enlisted	100	±1	4	11	22	45	17	±4	3.6	±0.1	
E1 – E4	100	±1	5	16	31	34	13	±7	3.3	±0.2	
E5 – E9	100	±1	4	8	17	51	19	±3	3.7	±0.1	
Officers	100	±1	2	4	8	56	31	±6	4.1	±0.1	
O1 – O3	99	±2	2	6	9	59	23	±9	4.0	±0.2	
O4 – O6	100	±1	1	2	7	48	43	±8	4.3	±0.1	

Note. Percent responding are Service members who answered the question. Items Q25a-p are used by permission of the copyright holder, The Gallup Organization, 901 F Street NW, Washington, DC 20004.

NR: Not reportable

**25. How much do you agree or disagree with the following statements about your workplace?****h. The mission/purpose of my Service makes me feel my job is important.**1. Strongly disagree  
4. Agree2. Disagree  
5. Strongly agree

3. Neither agree nor disagree

	Percent Responding		Percentages					Max ME	Average Agreement		
			1	2	3	4	5				
<b>TOTAL DOD</b>	99	±1	6	9	19	40	26	±2	3.7	±0.1	
Female	99	±1	6	9	22	41	22	±2	3.6	±0.1	
Male	99	±1	6	9	18	40	27	±2	3.7	±0.1	
<b>TOTAL COAST GUARD</b>	100	±1	3	6	15	46	30	±3	3.9	±0.1	
Enlisted	100	±1	3	7	17	46	26	±3	3.8	±0.1	
E1 – E4	100	±0	5	9	23	41	22	±7	3.7	±0.2	
E1 – E3	100	±0	5	8	27	32	NR	±12	3.7	±0.4	
E4	100	±0	4	9	22	44	20	±6	3.7	±0.2	
E5 – E9	100	±1	3	6	14	49	28	±3	3.9	±0.1	
E5 – E6	100	±1	3	7	15	49	25	±4	3.9	±0.1	
E7 – E9	99	±1	1	3	10	50	36	±5	4.2	±0.1	
Officers	100	±1	1	4	5	46	45	±5	4.3	±0.1	
O1 – O3	99	±2	1	5	5	52	37	±8	4.2	±0.2	
O4 – O6	100	±1	0	1	5	33	60	±7	4.5	±0.1	
Non-Hispanic White	100	±1	2	6	15	46	30	±3	4.0	±0.1	
Total Minority	99	±1	4	7	15	46	29	±7	3.9	±0.2	
Non-Hispanic Black	100	±0	5	9	17	43	27	±10	3.8	±0.3	
Hispanic	99	±2	3	7	15	43	31	±15	3.9	±0.3	
<b>COAST GUARD FEMALES</b>	100	±0	3	9	17	45	26	±6	3.8	±0.2	
Enlisted	100	±0	4	11	21	42	23	±7	3.7	±0.2	
E1 – E4	100	±0	3	9	30	36	23	±12	3.7	±0.3	
E5 – E9	100	±0	5	12	14	45	24	±8	3.7	±0.2	
Officers	100	±0	0	1	5	57	37	±13	4.3	±0.2	
O1 – O3	100	±0	0	1	6	NR	34	±17	4.3	±0.2	
O4 – O6	100	±0	1	2	3	NR	NR	±3	4.5	±0.2	
<b>COAST GUARD MALES</b>	100	±1	3	6	15	46	30	±3	3.9	±0.1	
Enlisted	100	±1	3	7	17	47	26	±3	3.9	±0.1	
E1 – E4	100	±0	5	9	22	42	22	±8	3.7	±0.2	
E5 – E9	100	±1	2	5	14	50	28	±3	4.0	±0.1	
Officers	100	±1	1	4	5	44	46	±6	4.3	±0.1	
O1 – O3	99	±2	1	6	5	50	38	±9	4.2	±0.2	
O4 – O6	100	±1	0	1	6	32	60	±8	4.5	±0.2	

Note. Percent responding are Service members who answered the question. Items Q25a-p are used by permission of the copyright holder, The Gallup Organization, 901 F Street NW, Washington, DC 20004.

NR: Not reportable

**25. How much do you agree or disagree with the following statements about your workplace?**

**i. My coworkers are committed to doing quality work.**

1. Strongly disagree  
4. Agree

2. Disagree  
5. Strongly agree

3. Neither agree nor disagree

	Percent Responding		Percentages					Max ME	Average Agreement		
			1	2	3	4	5				
<b>TOTAL DOD</b>	99	±1	3	8	24	46	19	±2	3.7	±0.1	
Female	99	±1	4	10	26	44	16	±2	3.6	±0.1	
Male	99	±1	3	8	23	47	20	±2	3.7	±0.1	
<b>TOTAL COAST GUARD</b>	100	±1	2	5	19	57	16	±3	3.8	±0.1	
Enlisted	100	±1	2	6	23	56	14	±3	3.7	±0.1	
E1 – E4	100	±0	3	8	26	53	10	±6	3.6	±0.1	
E1 – E3	100	±0	3	4	26	57	10	±14	3.7	±0.2	
E4	100	±0	2	9	27	51	11	±6	3.6	±0.1	
E5 – E9	100	±1	2	5	20	57	16	±3	3.8	±0.1	
E5 – E6	100	±1	2	6	23	56	13	±4	3.7	±0.1	
E7 – E9	100	±1	1	2	10	63	25	±5	4.1	±0.1	
Officers	100	±1	1	3	7	63	27	±5	4.1	±0.1	
O1 – O3	99	±2	1	3	12	64	21	±8	4.0	±0.2	
O4 – O6	100	±0	0	2	2	59	37	±7	4.3	±0.1	
Non-Hispanic White	100	±1	2	5	19	57	17	±3	3.8	±0.1	
Total Minority	99	±1	1	5	19	59	15	±6	3.8	±0.1	
Non-Hispanic Black	100	±0	1	3	15	63	17	±10	3.9	±0.2	
Hispanic	99	±2	2	4	22	59	13	±10	3.8	±0.2	
<b>COAST GUARD FEMALES</b>	100	±1	3	9	23	50	15	±6	3.7	±0.2	
Enlisted	100	±1	3	10	26	50	12	±7	3.6	±0.2	
E1 – E4	100	±0	5	9	28	50	8	±12	3.5	±0.3	
E5 – E9	100	±1	1	10	24	50	14	±8	3.7	±0.2	
Officers	100	±0	NR	3	15	52	27	±13	4.0	±0.3	
O1 – O3	100	±0	0	NR	21	NR	24	±18	3.9	±0.3	
O4 – O6	100	±0	0	2	4	NR	NR	±3	4.2	±0.2	
<b>COAST GUARD MALES</b>	100	±1	2	5	19	58	16	±3	3.8	±0.1	
Enlisted	100	±1	2	6	22	56	14	±3	3.7	±0.1	
E1 – E4	100	±0	2	7	26	53	11	±6	3.6	±0.1	
E5 – E9	100	±1	2	5	20	58	16	±3	3.8	±0.1	
Officers	100	±1	0	3	6	64	26	±5	4.1	±0.1	
O1 – O3	99	±2	1	2	10	67	21	±9	4.0	±0.2	
O4 – O6	100	±0	0	2	2	59	37	±8	4.3	±0.1	

Note. Percent responding are Service members who answered the question. Items Q25a-p are used by permission of the copyright holder, The Gallup Organization, 901 F Street NW, Washington, DC 20004.

NR: Not reportable

**25. How much do you agree or disagree with the following statements about your workplace?****j. I have a best friend at work.**1. Strongly disagree  
4. Agree2. Disagree  
5. Strongly agree

3. Neither agree nor disagree

	Percent Responding		Percentages					Max ME	Average Agreement		
			1	2	3	4	5				
<b>TOTAL DOD</b>	99	±1	15	24	27	21	12	±1	2.9	±0.1	
Female	99	±1	23	29	20	18	11	±2	2.7	±0.1	
Male	99	±1	14	23	29	22	13	±2	3.0	±0.1	
<b>TOTAL COAST GUARD</b>	100	±1	12	27	34	19	9	±3	2.9	±0.1	
Enlisted	100	±1	12	25	34	20	9	±3	2.9	±0.1	
E1 – E4	100	±1	11	19	35	23	12	±7	3.1	±0.2	
E1 – E3	99	±2	10	17	37	20	17	±17	3.2	±0.3	
E4	100	±1	11	20	34	25	10	±6	3.0	±0.2	
E5 – E9	100	±1	13	28	33	18	8	±3	2.8	±0.1	
E5 – E6	99	±1	14	28	32	18	8	±4	2.8	±0.1	
E7 – E9	100	±0	12	31	35	15	7	±5	2.7	±0.2	
Officers	100	±1	11	33	34	17	6	±5	2.8	±0.2	
O1 – O3	99	±2	11	34	29	18	7	±8	2.7	±0.2	
O4 – O6	100	±1	9	33	38	16	4	±7	2.7	±0.2	
Non-Hispanic White	100	±1	12	27	33	19	8	±3	2.8	±0.1	
Total Minority	99	±1	11	24	37	18	10	±7	2.9	±0.2	
Non-Hispanic Black	99	±3	11	31	36	14	9	±10	2.8	±0.3	
Hispanic	99	±2	11	23	40	17	9	±13	2.9	±0.2	
<b>COAST GUARD FEMALES</b>	100	±1	22	30	22	20	7	±6	2.6	±0.2	
Enlisted	100	±1	22	30	21	20	7	±7	2.6	±0.2	
E1 – E4	99	±3	21	25	21	25	9	±12	2.7	±0.3	
E5 – E9	100	±0	23	33	21	16	7	±9	2.5	±0.2	
Officers	100	±0	20	32	25	21	3	±14	2.6	±0.3	
O1 – O3	100	±0	18	28	26	27	1	±18	2.7	±0.4	
O4 – O6	100	±0	9	NR	NR	8	9	±5	2.6	±0.3	
<b>COAST GUARD MALES</b>	100	±1	11	26	35	19	9	±3	2.9	±0.1	
Enlisted	100	±1	11	24	36	20	10	±4	2.9	±0.1	
E1 – E4	100	±1	9	18	37	23	13	±7	3.1	±0.2	
E5 – E9	99	±1	12	28	35	18	8	±3	2.8	±0.1	
Officers	100	±1	9	33	35	17	6	±6	2.8	±0.2	
O1 – O3	99	±2	10	36	30	16	9	±9	2.8	±0.2	
O4 – O6	100	±1	9	31	39	17	3	±8	2.7	±0.2	

Note. Percent responding are Service members who answered the question. Items Q25a-p are used by permission of the copyright holder, The Gallup Organization, 901 F Street NW, Washington, DC 20004.

NR: Not reportable

**25. How much do you agree or disagree with the following statements about your workplace?**

**k. In the last 6 months, someone at work has talked to me about my progress.**

1. Strongly disagree  
4. Agree

2. Disagree  
5. Strongly agree

3. Neither agree nor disagree

	Percent Responding		Percentages					Max ME	Average Agreement		
			1	2	3	4	5				
<b>TOTAL DOD</b>	100	±1	5	12	14	45	23	±2	3.7	±0.1	
Female	100	±1	6	13	13	46	22	±2	3.6	±0.1	
Male	100	±1	5	11	14	45	24	±2	3.7	±0.1	
<b>TOTAL COAST GUARD</b>	100	±1	3	12	14	51	19	±3	3.7	±0.1	
Enlisted	100	±1	3	11	14	52	19	±3	3.7	±0.1	
E1 – E4	100	±0	3	6	13	57	21	±6	3.9	±0.1	
E1 – E3	100	±0	2	4	13	62	19	±13	3.9	±0.2	
E4	100	±0	3	6	13	55	23	±6	3.9	±0.1	
E5 – E9	100	±1	3	14	15	50	18	±3	3.7	±0.1	
E5 – E6	100	±1	3	12	14	51	20	±4	3.7	±0.1	
E7 – E9	100	±0	4	21	18	45	11	±5	3.4	±0.1	
Officers	100	±1	4	18	10	47	19	±5	3.6	±0.2	
O1 – O3	100	±1	3	16	8	48	25	±8	3.8	±0.2	
O4 – O6	100	±0	4	22	12	44	19	±7	3.5	±0.2	
Non-Hispanic White	100	±0	3	13	14	50	20	±3	3.7	±0.1	
Total Minority	100	±1	3	12	13	54	18	±6	3.7	±0.1	
Non-Hispanic Black	100	±0	3	12	14	53	18	±10	3.7	±0.2	
Hispanic	100	±1	3	12	11	58	16	±10	3.7	±0.2	
<b>COAST GUARD FEMALES</b>	100	±1	6	17	9	51	17	±6	3.6	±0.2	
Enlisted	100	±0	5	16	9	53	17	±7	3.6	±0.2	
E1 – E4	100	±0	6	11	8	56	19	±12	3.7	±0.3	
E5 – E9	100	±0	4	19	10	51	16	±8	3.5	±0.2	
Officers	100	±1	8	23	9	41	19	±13	3.4	±0.4	
O1 – O3	100	±1	2	24	5	NR	23	±18	3.6	±0.4	
O4 – O6	100	±0	4	NR	NR	NR	12	±6	3.3	±0.4	
<b>COAST GUARD MALES</b>	100	±1	3	12	14	51	20	±3	3.7	±0.1	
Enlisted	100	±1	3	10	15	52	20	±3	3.8	±0.1	
E1 – E4	100	±0	2	5	14	57	22	±6	3.9	±0.1	
E5 – E9	100	±1	3	13	16	49	18	±3	3.7	±0.1	
Officers	100	±0	4	18	11	48	19	±6	3.6	±0.2	
O1 – O3	100	±0	4	14	9	48	26	±9	3.8	±0.2	
O4 – O6	100	±0	4	21	11	45	19	±8	3.5	±0.2	

Note. Percent responding are Service members who answered the question. Items Q25a-p are used by permission of the copyright holder, The Gallup Organization, 901 F Street NW, Washington, DC 20004.

NR: Not reportable

**25. How much do you agree or disagree with the following statements about your workplace?****I. This last year, I have had opportunities at work to learn and to grow.**

1. Strongly disagree  
4. Agree

2. Disagree  
5. Strongly agree

3. Neither agree nor disagree

	Percent Responding		Percentages					Max ME	Average Agreement		
			1	2	3	4	5				
<b>TOTAL DOD</b>	100	±1	4	7	13	46	29	±2	3.9	±0.1	
Female	100	±1	5	8	14	46	26	±2	3.8	±0.1	
Male	100	±1	4	7	13	46	30	±2	3.9	±0.1	
<b>TOTAL COAST GUARD</b>	100	±1	2	5	13	54	26	±3	4.0	±0.1	
Enlisted	100	±1	2	6	14	53	24	±3	3.9	±0.1	
E1 – E4	100	±1	2	5	16	54	23	±6	3.9	±0.1	
E1 – E3	99	±3	2	4	16	57	20	±14	3.9	±0.2	
E4	100	±0	2	5	16	52	25	±6	3.9	±0.1	
E5 – E9	100	±1	2	6	13	53	25	±3	3.9	±0.1	
E5 – E6	100	±1	3	6	14	51	26	±4	3.9	±0.1	
E7 – E9	99	±1	2	5	12	59	22	±5	3.9	±0.1	
Officers	100	±1	1	4	8	56	31	±5	4.1	±0.1	
O1 – O3	100	±1	1	4	5	57	33	±8	4.2	±0.2	
O4 – O6	100	±0	0	3	7	53	36	±7	4.2	±0.2	
Non-Hispanic White	100	±1	2	5	13	54	27	±3	4.0	±0.1	
Total Minority	99	±2	3	4	14	55	24	±6	3.9	±0.1	
Non-Hispanic Black	99	±2	5	3	16	51	25	±10	3.9	±0.2	
Hispanic	99	±3	2	5	13	58	22	±10	3.9	±0.2	
<b>COAST GUARD FEMALES</b>	100	±1	4	7	9	56	24	±6	3.9	±0.2	
Enlisted	100	±1	5	7	11	55	22	±7	3.8	±0.2	
E1 – E4	100	±0	4	3	13	58	22	±12	3.9	±0.2	
E5 – E9	100	±1	5	10	10	53	22	±8	3.8	±0.2	
Officers	100	±1	NR	6	3	57	30	±13	4.0	±0.3	
O1 – O3	100	±1	1	8	2	NR	33	±17	4.1	±0.3	
O4 – O6	100	±0	1	2	5	64	29	±15	4.2	±0.1	
<b>COAST GUARD MALES</b>	100	±1	2	5	13	54	26	±3	4.0	±0.1	
Enlisted	100	±1	2	5	15	53	25	±3	3.9	±0.1	
E1 – E4	100	±1	2	5	16	53	24	±6	3.9	±0.1	
E5 – E9	100	±1	2	6	14	53	25	±3	3.9	±0.1	
Officers	100	±1	1	4	9	55	31	±6	4.1	±0.1	
O1 – O3	100	±1	1	3	5	57	33	±9	4.2	±0.2	
O4 – O6	100	±0	0	3	8	52	37	±8	4.2	±0.2	

Note. Percent responding are Service members who answered the question. Items Q25a-p are used by permission of the copyright holder, The Gallup Organization, 901 F Street NW, Washington, DC 20004.

NR: Not reportable

**25. How much do you agree or disagree with the following statements about your workplace?**

**m. At my workplace, a person's job opportunities and promotions are based only on work-related characteristics.**

1. Strongly disagree  
4. Agree

2. Disagree  
5. Strongly agree

3. Neither agree nor disagree

	Percent Responding		Percentages					Max ME	Average Agreement		
			1	2	3	4	5				
<b>TOTAL DOD</b>	100	±1	13	21	31	25	10	±1	3.0	±0.1	
Female	99	±1	13	25	32	22	8	±2	2.9	±0.1	
Male	100	±1	13	21	31	25	10	±2	3.0	±0.1	
<b>TOTAL COAST GUARD</b>	100	±1	9	23	31	30	8	±3	3.1	±0.1	
Enlisted	100	±1	10	23	32	28	7	±3	3.0	±0.1	
E1 – E4	100	±0	8	20	37	27	7	±6	3.1	±0.1	
E1 – E3	100	±0	4	21	39	32	4	±17	3.1	±0.2	
E4	100	±0	10	19	37	26	9	±6	3.0	±0.2	
E5 – E9	100	±1	11	24	29	28	8	±3	3.0	±0.1	
E5 – E6	100	±1	12	23	30	27	8	±4	3.0	±0.1	
E7 – E9	100	±0	7	30	23	32	7	±5	3.0	±0.2	
Officers	100	±1	4	23	27	36	11	±5	3.3	±0.1	
O1 – O3	100	±1	5	25	29	32	10	±8	3.2	±0.2	
O4 – O6	100	±0	5	22	22	40	12	±7	3.3	±0.2	
Non-Hispanic White	100	±1	9	24	29	30	8	±3	3.0	±0.1	
Total Minority	100	±1	8	19	36	29	8	±7	3.1	±0.1	
Non-Hispanic Black	100	±1	8	19	39	26	8	±10	3.1	±0.3	
Hispanic	99	±2	7	19	38	29	8	±13	3.1	±0.2	
<b>COAST GUARD FEMALES</b>	100	±1	8	27	31	27	8	±6	3.0	±0.2	
Enlisted	100	±1	9	25	33	26	7	±7	3.0	±0.2	
E1 – E4	100	±0	5	17	36	31	10	±12	3.2	±0.3	
E5 – E9	99	±2	12	30	31	22	5	±9	2.8	±0.2	
Officers	100	±1	2	35	25	30	9	±14	3.1	±0.3	
O1 – O3	99	±1	1	NR	NR	25	NR	±15	3.0	±0.4	
O4 – O6	100	±0	3	NR	11	NR	11	±6	3.3	±0.4	
<b>COAST GUARD MALES</b>	100	±1	9	22	31	30	8	±3	3.1	±0.1	
Enlisted	100	±1	10	22	32	28	7	±4	3.0	±0.1	
E1 – E4	100	±0	9	20	38	27	7	±7	3.0	±0.1	
E5 – E9	100	±1	11	24	29	29	8	±3	3.0	±0.1	
Officers	100	±0	5	21	27	37	11	±6	3.3	±0.2	
O1 – O3	100	±0	5	22	30	33	10	±9	3.2	±0.2	
O4 – O6	100	±0	5	21	23	39	12	±8	3.3	±0.2	

Note. Percent responding are Service members who answered the question. Items Q25a-p are used by permission of the copyright holder, The Gallup Organization, 901 F Street NW, Washington, DC 20004.

NR: Not reportable



**25. How much do you agree or disagree with the following statements about your workplace?****n. My supervisor helps everyone in my work group feel included.**

1. Strongly disagree  
4. Agree

2. Disagree  
5. Strongly agree

3. Neither agree nor disagree

	Percent Responding		Percentages					Max ME	Average Agreement		
			1	2	3	4	5				
<b>TOTAL DOD</b>	100	±1	6	10	26	41	17	±2	3.5	±0.1	
Female	99	±1	8	12	27	38	15	±2	3.4	±0.1	
Male	100	±1	6	9	26	42	17	±2	3.5	±0.1	
<b>TOTAL COAST GUARD</b>	100	±1	5	9	25	48	13	±3	3.6	±0.1	
Enlisted	100	±1	5	10	26	46	12	±3	3.5	±0.1	
E1 – E4	100	±1	5	10	27	45	11	±6	3.5	±0.1	
E1 – E3	100	±0	5	10	25	50	9	±14	3.5	±0.3	
E4	99	±1	6	10	28	44	12	±6	3.5	±0.2	
E5 – E9	100	±1	5	9	26	47	13	±3	3.5	±0.1	
E5 – E6	100	±1	5	10	27	45	13	±4	3.5	±0.1	
E7 – E9	100	±0	4	5	24	54	14	±5	3.7	±0.1	
Officers	99	±2	3	8	19	54	15	±5	3.7	±0.1	
O1 – O3	98	±3	4	7	23	51	14	±8	3.6	±0.2	
O4 – O6	100	±1	2	7	15	60	16	±7	3.8	±0.2	
Non-Hispanic White	100	±1	4	8	25	48	13	±3	3.6	±0.1	
Total Minority	99	±1	6	11	23	47	13	±6	3.5	±0.2	
Non-Hispanic Black	100	±0	8	6	24	50	13	±10	3.5	±0.3	
Hispanic	99	±2	4	11	25	49	11	±11	3.5	±0.2	
<b>COAST GUARD FEMALES</b>	99	±2	10	14	24	40	12	±6	3.3	±0.2	
Enlisted	100	±0	9	14	26	38	12	±7	3.3	±0.2	
E1 – E4	100	±0	10	11	29	42	9	±12	3.3	±0.3	
E5 – E9	100	±0	9	17	24	36	14	±9	3.3	±0.2	
Officers	97	±6	12	12	16	48	12	±13	3.3	±0.4	
O1 – O3	95	±9	NR	15	18	NR	NR	±17	3.4	±0.4	
O4 – O6	100	±0	5	7	14	62	12	±15	3.7	±0.2	
<b>COAST GUARD MALES</b>	100	±1	4	9	25	49	13	±3	3.6	±0.1	
Enlisted	100	±1	5	9	27	48	12	±3	3.5	±0.1	
E1 – E4	100	±1	5	10	27	46	12	±7	3.5	±0.2	
E5 – E9	100	±1	4	8	26	48	13	±3	3.6	±0.1	
Officers	99	±1	2	7	20	55	16	±6	3.8	±0.1	
O1 – O3	99	±2	4	6	23	53	15	±9	3.7	±0.2	
O4 – O6	100	±1	2	7	15	60	16	±8	3.8	±0.2	

Note. Percent responding are Service members who answered the question. Items Q25a-p are used by permission of the copyright holder, The Gallup Organization, 901 F Street NW, Washington, DC 20004.

NR: Not reportable

**25. How much do you agree or disagree with the following statements about your workplace?**

**o. I trust my supervisor to deal fairly with issues of equal treatment at my workplace.**

1. Strongly disagree  
4. Agree

2. Disagree  
5. Strongly agree

3. Neither agree nor disagree

	Percent Responding		Percentages					Max ME	Average Agreement		
			1	2	3	4	5				
<b>TOTAL DOD</b>	100	±1	6	8	18	44	24	±2	3.7	±0.1	
Female	99	±1	9	10	20	41	21	±2	3.5	±0.1	
Male	100	±1	6	8	18	44	25	±2	3.7	±0.1	
<b>TOTAL COAST GUARD</b>	100	±1	5	7	18	50	20	±3	3.7	±0.1	
Enlisted	100	±1	6	8	20	48	19	±3	3.7	±0.1	
E1 – E4	99	±1	7	8	27	42	17	±7	3.5	±0.2	
E1 – E3	99	±3	7	7	37	35	14	±17	3.4	±0.3	
E4	100	±1	6	8	23	44	18	±6	3.6	±0.2	
E5 – E9	100	±1	5	8	16	51	20	±3	3.7	±0.1	
E5 – E6	100	±1	6	8	17	51	19	±4	3.7	±0.1	
E7 – E9	100	±1	3	6	12	53	26	±5	3.9	±0.1	
Officers	100	±1	2	5	9	58	25	±5	4.0	±0.1	
O1 – O3	100	±1	4	4	10	60	21	±8	3.9	±0.2	
O4 – O6	100	±1	1	4	8	54	34	±7	4.2	±0.1	
Non-Hispanic White	100	±1	5	6	16	52	21	±3	3.8	±0.1	
Total Minority	99	±1	6	9	24	43	18	±8	3.6	±0.2	
Non-Hispanic Black	100	±0	6	7	20	44	23	±10	3.7	±0.3	
Hispanic	99	±2	4	11	29	39	17	±15	3.6	±0.2	
<b>COAST GUARD FEMALES</b>	100	±1	10	9	21	45	15	±6	3.5	±0.2	
Enlisted	100	±1	10	9	24	42	16	±7	3.4	±0.2	
E1 – E4	100	±0	9	6	33	41	11	±12	3.4	±0.3	
E5 – E9	100	±1	11	10	17	43	19	±8	3.5	±0.2	
Officers	100	±1	10	10	11	57	13	±13	3.5	±0.3	
O1 – O3	100	±1	NR	NR	13	NR	10	±14	3.5	±0.4	
O4 – O6	100	±0	5	4	9	61	22	±16	3.9	±0.1	
<b>COAST GUARD MALES</b>	100	±1	4	7	17	50	21	±3	3.8	±0.1	
Enlisted	100	±1	5	8	20	48	19	±4	3.7	±0.1	
E1 – E4	99	±1	6	8	27	42	17	±8	3.6	±0.2	
E5 – E9	100	±1	4	7	16	52	21	±3	3.8	±0.1	
Officers	100	±1	1	5	9	58	27	±6	4.1	±0.1	
O1 – O3	100	±0	2	4	10	61	24	±9	4.0	±0.2	
O4 – O6	100	±1	1	4	8	53	35	±8	4.2	±0.2	

Note. Percent responding are Service members who answered the question. Items Q25a-p are used by permission of the copyright holder, The Gallup Organization, 901 F Street NW, Washington, DC 20004.

NR: Not reportable

**25. How much do you agree or disagree with the following statements about your workplace?****p. At my workplace, all employees are kept well informed about issues and decisions that affect them.**1. Strongly disagree  
4. Agree2. Disagree  
5. Strongly agree

3. Neither agree nor disagree

	Percent Responding		Percentages					Max ME	Average Agreement		
			1	2	3	4	5				
<b>TOTAL DOD</b>	100	±1	10	15	19	38	17	±2	3.4	±0.1	
Female	99	±1	13	18	21	34	14	±2	3.2	±0.1	
Male	100	±1	10	14	19	39	18	±2	3.4	±0.1	
<b>TOTAL COAST GUARD</b>	100	±1	8	13	21	43	14	±3	3.4	±0.1	
Enlisted	100	±1	8	14	22	42	14	±3	3.4	±0.1	
E1 – E4	100	±1	9	13	27	37	14	±7	3.3	±0.2	
E1 – E3	99	±2	9	11	NR	29	17	±12	3.3	±0.3	
E4	100	±0	9	14	24	40	13	±6	3.3	±0.2	
E5 – E9	100	±1	8	14	20	44	14	±3	3.4	±0.1	
E5 – E6	100	±1	9	15	21	42	13	±4	3.3	±0.1	
E7 – E9	100	±0	4	10	16	53	17	±5	3.7	±0.1	
Officers	99	±1	6	11	16	50	17	±5	3.6	±0.2	
O1 – O3	100	±1	8	13	16	44	19	±8	3.5	±0.2	
O4 – O6	99	±1	3	9	15	56	17	±7	3.7	±0.2	
Non-Hispanic White	100	±1	8	14	21	43	15	±3	3.4	±0.1	
Total Minority	99	±1	7	11	23	45	14	±8	3.5	±0.2	
Non-Hispanic Black	98	±3	4	8	23	48	17	±10	3.7	±0.2	
Hispanic	99	±2	4	15	27	41	14	±16	3.5	±0.2	
<b>COAST GUARD FEMALES</b>	100	±1	12	19	24	32	13	±6	3.1	±0.2	
Enlisted	100	±0	14	17	25	31	13	±7	3.1	±0.2	
E1 – E4	100	±0	12	11	34	28	15	±12	3.2	±0.3	
E5 – E9	100	±0	15	21	19	33	11	±8	3.1	±0.2	
Officers	100	±1	7	27	19	34	13	±14	3.2	±0.4	
O1 – O3	100	±1	NR	31	20	33	11	±18	3.1	±0.4	
O4 – O6	100	±0	5	NR	NR	NR	9	±5	3.3	±0.4	
<b>COAST GUARD MALES</b>	100	±1	7	12	21	45	15	±3	3.5	±0.1	
Enlisted	100	±1	8	14	22	43	14	±4	3.4	±0.1	
E1 – E4	100	±1	8	14	26	38	14	±8	3.4	±0.2	
E5 – E9	100	±1	7	13	20	46	14	±3	3.5	±0.1	
Officers	99	±1	6	8	16	52	18	±6	3.7	±0.2	
O1 – O3	100	±0	8	9	15	47	21	±9	3.6	±0.2	
O4 – O6	99	±1	3	8	14	57	18	±8	3.8	±0.2	

Note. Percent responding are Service members who answered the question. Items Q25a-p are used by permission of the copyright holder, The Gallup Organization, 901 F Street NW, Washington, DC 20004.

NR: Not reportable

**26. How much do you agree or disagree with the following statements about the work you do at your workplace?**

**a. Your work provides you with a sense of pride.**

1. Strongly disagree  
4. Agree

2. Disagree  
5. Strongly agree

3. Neither agree nor disagree

	Percent Responding		Percentages					Max ME	Average Agreement		
			1	2	3	4	5				
<b>TOTAL DOD</b>	100	±1	4	8	17	43	28	±2	3.8	±0.1	
Female	100	±1	4	9	19	44	23	±2	3.7	±0.1	
Male	100	±1	4	8	16	43	29	±2	3.8	±0.1	
<b>TOTAL COAST GUARD</b>	100	±1	2	6	15	49	28	±3	4.0	±0.1	
Enlisted	100	±1	2	6	17	50	25	±3	3.9	±0.1	
E1 – E4	100	±1	3	7	21	48	20	±6	3.7	±0.1	
E1 – E3	100	±0	5	6	19	52	19	±14	3.7	±0.2	
E4	100	±1	3	8	21	47	21	±6	3.8	±0.2	
E5 – E9	100	±1	1	6	15	51	28	±3	4.0	±0.1	
E5 – E6	100	±1	1	7	17	51	25	±4	3.9	±0.1	
E7 – E9	100	±1	1	3	8	51	36	±5	4.2	±0.1	
Officers	100	±1	1	3	10	44	42	±5	4.2	±0.1	
O1 – O3	100	±1	2	4	11	45	38	±8	4.1	±0.2	
O4 – O6	100	±0	0	4	6	37	53	±7	4.4	±0.2	
Non-Hispanic White	100	±1	2	6	14	48	30	±3	4.0	±0.1	
Total Minority	100	±1	1	5	19	51	24	±6	3.9	±0.1	
Non-Hispanic Black	100	±0	2	5	22	43	28	±10	3.9	±0.2	
Hispanic	100	±0	0	5	18	59	19	±10	3.9	±0.2	
<b>COAST GUARD FEMALES</b>	100	±1	1	7	17	50	25	±6	3.9	±0.1	
Enlisted	100	±1	1	8	19	48	24	±7	3.8	±0.2	
E1 – E4	99	±3	1	4	29	44	22	±12	3.8	±0.2	
E5 – E9	100	±0	1	11	12	51	25	±8	3.9	±0.2	
Officers	100	±1	0	1	12	57	30	±13	4.2	±0.2	
O1 – O3	100	±1	0	1	10	62	27	±17	4.1	±0.2	
O4 – O6	100	±0	1	2	7	NR	NR	±5	4.3	±0.2	
<b>COAST GUARD MALES</b>	100	±1	2	6	15	48	29	±3	4.0	±0.1	
Enlisted	100	±1	2	6	17	50	25	±3	3.9	±0.1	
E1 – E4	100	±0	4	8	19	49	20	±7	3.7	±0.2	
E5 – E9	100	±1	1	5	15	51	28	±3	4.0	±0.1	
Officers	100	±0	1	4	9	42	43	±6	4.2	±0.1	
O1 – O3	100	±0	2	4	11	41	41	±9	4.1	±0.2	
O4 – O6	100	±0	0	4	6	36	54	±8	4.4	±0.2	

Note. Percent responding are Service members who answered the question.  
NR: Not reportable

**26. How much do you agree or disagree with the following statements about the work you do at your workplace?****b. Your work makes good use of your skills.**

1. Strongly disagree  
4. Agree

2. Disagree  
5. Strongly agree

3. Neither agree nor disagree

	Percent Responding		Percentages					Max ME	Average Agreement		
			1	2	3	4	5				
<b>TOTAL DOD</b>	100	±1	7	11	17	42	23	±2	3.6	±0.1	
Female	99	±1	6	12	19	42	21	±2	3.6	±0.1	
Male	100	±1	7	11	16	42	24	±2	3.6	±0.1	
<b>TOTAL COAST GUARD</b>	100	±1	3	9	18	47	22	±3	3.7	±0.1	
Enlisted	100	±1	4	10	20	47	19	±3	3.7	±0.1	
E1 – E4	100	±1	4	12	28	40	15	±7	3.5	±0.1	
E1 – E3	100	±0	4	21	NR	28	14	±12	3.3	±0.3	
E4	100	±1	4	9	26	46	16	±6	3.6	±0.2	
E5 – E9	100	±1	4	9	15	51	22	±3	3.8	±0.1	
E5 – E6	100	±1	4	9	17	51	19	±4	3.7	±0.1	
E7 – E9	100	±1	3	7	8	52	30	±5	4.0	±0.1	
Officers	100	±1	2	7	13	48	30	±5	4.0	±0.1	
O1 – O3	100	±1	2	11	10	50	27	±8	3.9	±0.2	
O4 – O6	100	±0	3	4	12	44	37	±7	4.1	±0.2	
Non-Hispanic White	100	±1	3	9	17	48	22	±3	3.8	±0.1	
Total Minority	100	±1	4	10	23	43	19	±8	3.6	±0.2	
Non-Hispanic Black	100	±0	3	7	22	45	23	±10	3.8	±0.2	
Hispanic	100	±0	3	13	27	43	14	±16	3.5	±0.2	
<b>COAST GUARD FEMALES</b>	100	±1	5	12	19	45	19	±6	3.6	±0.2	
Enlisted	100	±0	4	14	21	43	18	±7	3.6	±0.2	
E1 – E4	100	±0	4	14	31	34	17	±12	3.5	±0.3	
E5 – E9	100	±0	5	13	14	50	19	±8	3.6	±0.2	
Officers	100	±1	7	5	11	53	24	±13	3.8	±0.3	
O1 – O3	100	±1	NR	6	14	NR	22	±17	3.8	±0.3	
O4 – O6	100	±0	3	4	7	NR	NR	±4	4.1	±0.3	
<b>COAST GUARD MALES</b>	100	±1	3	9	18	47	22	±3	3.8	±0.1	
Enlisted	100	±1	4	9	20	48	20	±4	3.7	±0.1	
E1 – E4	100	±1	4	12	28	41	15	±8	3.5	±0.2	
E5 – E9	100	±1	4	8	15	51	22	±3	3.8	±0.1	
Officers	100	±0	2	8	13	47	31	±6	4.0	±0.1	
O1 – O3	100	±0	2	12	9	49	28	±9	3.9	±0.2	
O4 – O6	100	±0	2	4	13	43	37	±8	4.1	±0.2	

Note. Percent responding are Service members who answered the question.

NR: Not reportable

**26. How much do you agree or disagree with the following statements about the work you do at your workplace?**

**c. You like the kind of work you do.**

1. Strongly disagree  
4. Agree

2. Disagree  
5. Strongly agree

3. Neither agree nor disagree

	Percent Responding		Percentages					Max ME	Average Agreement		
			1	2	3	4	5				
<b>TOTAL DOD</b>	99	±1	7	10	17	38	27	±2	3.7	±0.1	
Female	99	±1	7	10	18	40	25	±2	3.6	±0.1	
Male	99	±1	7	10	17	38	28	±2	3.7	±0.1	
<b>TOTAL COAST GUARD</b>	100	±1	3	6	16	47	27	±3	3.9	±0.1	
Enlisted	100	±1	4	6	18	47	25	±3	3.8	±0.1	
E1 – E4	100	±1	7	6	22	44	21	±7	3.7	±0.2	
E1 – E3	100	±0	7	9	35	35	15	±18	3.4	±0.3	
E4	100	±1	6	5	17	48	23	±6	3.8	±0.2	
E5 – E9	99	±1	2	6	15	49	28	±3	3.9	±0.1	
E5 – E6	99	±1	2	7	17	49	25	±4	3.9	±0.1	
E7 – E9	99	±1	2	5	8	49	35	±5	4.1	±0.1	
Officers	99	±1	2	5	11	46	36	±5	4.1	±0.1	
O1 – O3	100	±1	2	6	11	48	32	±8	4.0	±0.2	
O4 – O6	99	±3	1	5	10	42	43	±7	4.2	±0.2	
Non-Hispanic White	100	±1	3	6	15	48	28	±3	3.9	±0.1	
Total Minority	99	±2	3	6	21	45	24	±8	3.8	±0.2	
Non-Hispanic Black	97	±4	5	5	16	47	27	±10	3.9	±0.3	
Hispanic	100	±1	2	8	26	45	20	±16	3.7	±0.2	
<b>COAST GUARD FEMALES</b>	100	±1	5	8	17	46	24	±6	3.8	±0.2	
Enlisted	100	±1	4	9	20	44	22	±7	3.7	±0.2	
E1 – E4	100	±0	5	8	29	40	18	±12	3.6	±0.3	
E5 – E9	99	±2	4	9	13	47	26	±8	3.8	±0.2	
Officers	100	±1	6	3	7	55	29	±13	4.0	±0.3	
O1 – O3	100	±1	NR	5	7	60	24	±17	3.9	±0.3	
O4 – O6	99	±1	2	2	9	NR	NR	±5	4.2	±0.2	
<b>COAST GUARD MALES</b>	100	±1	3	6	16	47	28	±3	3.9	±0.1	
Enlisted	100	±1	4	6	17	48	25	±4	3.9	±0.1	
E1 – E4	100	±1	7	6	21	45	21	±8	3.7	±0.2	
E5 – E9	99	±1	2	6	15	49	28	±3	4.0	±0.1	
Officers	99	±2	1	5	12	45	37	±6	4.1	±0.1	
O1 – O3	100	±0	2	7	12	45	34	±9	4.0	±0.2	
O4 – O6	99	±3	1	5	10	41	43	±8	4.2	±0.2	

Note. Percent responding are Service members who answered the question.  
NR: Not reportable

**26. How much do you agree or disagree with the following statements about the work you do at your workplace?**  
**d. Your job gives you the chance to acquire valuable skills.**

1. Strongly disagree  
 4. Agree

2. Disagree  
 5. Strongly agree

3. Neither agree nor disagree

	Percent Responding		Percentages					Max ME	Average Agreement		
			1	2	3	4	5				
<b>TOTAL DOD</b>	99	±1	5	8	16	43	28	±2	3.8	±0.1	
Female	99	±1	5	8	18	45	24	±2	3.8	±0.1	
Male	99	±1	5	8	16	42	29	±2	3.8	±0.1	
<b>TOTAL COAST GUARD</b>	99	±2	2	6	16	50	26	±3	3.9	±0.1	
Enlisted	99	±3	3	6	17	51	23	±3	3.9	±0.1	
E1 – E4	97	±6	3	7	18	51	20	±5	3.8	±0.1	
E1 – E3	89	±19	5	8	21	53	14	±11	3.6	±0.3	
E4	100	±0	3	6	18	51	23	±6	3.9	±0.1	
E5 – E9	100	±1	2	6	16	51	25	±3	3.9	±0.1	
E5 – E6	100	±1	2	6	17	52	23	±4	3.9	±0.1	
E7 – E9	100	±0	2	5	13	50	31	±5	4.0	±0.1	
Officers	100	±1	1	6	13	47	34	±5	4.1	±0.1	
O1 – O3	100	±1	0	7	12	45	37	±8	4.1	±0.2	
O4 – O6	100	±1	0	4	11	50	34	±7	4.1	±0.2	
Non-Hispanic White	100	±1	2	6	15	51	26	±3	3.9	±0.1	
Total Minority	96	±8	2	6	19	50	23	±5	3.9	±0.1	
Non-Hispanic Black	100	±0	3	5	21	46	25	±10	3.8	±0.2	
Hispanic	91	±16	1	7	18	52	22	±8	3.9	±0.2	
<b>COAST GUARD FEMALES</b>	100	±1	3	8	16	49	23	±6	3.8	±0.2	
Enlisted	100	±1	3	9	18	49	21	±7	3.8	±0.2	
E1 – E4	100	±0	3	11	26	40	22	±12	3.7	±0.3	
E5 – E9	100	±1	4	7	13	56	20	±7	3.8	±0.2	
Officers	99	±1	NR	7	9	48	33	±13	4.0	±0.3	
O1 – O3	100	±1	0	NR	10	NR	35	±18	4.1	±0.4	
O4 – O6	99	±1	1	3	9	NR	NR	±5	4.2	±0.2	
<b>COAST GUARD MALES</b>	99	±3	2	6	16	51	26	±3	3.9	±0.1	
Enlisted	99	±3	2	6	17	52	24	±3	3.9	±0.1	
E1 – E4	96	±7	3	6	17	53	20	±6	3.8	±0.1	
E5 – E9	100	±1	2	6	16	51	26	±3	3.9	±0.1	
Officers	100	±1	0	6	13	47	34	±6	4.1	±0.1	
O1 – O3	100	±0	1	6	12	44	37	±9	4.1	±0.2	
O4 – O6	100	±1	0	4	12	50	34	±8	4.1	±0.2	

Note. Percent responding are Service members who answered the question.

NR: Not reportable

**26. How much do you agree or disagree with the following statements about the work you do at your workplace?**

**e. You are satisfied with your job as a whole.**

1. Strongly disagree  
4. Agree

2. Disagree  
5. Strongly agree

3. Neither agree nor disagree

	Percent Responding		Percentages					Max ME	Average Agreement		
			1	2	3	4	5				
<b>TOTAL DOD</b>	100	±1	7	11	18	41	23	±2	3.6	±0.1	
Female	100	±1	8	12	21	39	19	±2	3.5	±0.1	
Male	100	±1	7	11	18	41	23	±2	3.6	±0.1	
<b>TOTAL COAST GUARD</b>	100	±1	3	8	17	49	23	±3	3.8	±0.1	
Enlisted	100	±1	3	9	19	48	21	±3	3.8	±0.1	
E1 – E4	100	±1	4	11	24	41	19	±7	3.6	±0.2	
E1 – E3	99	±2	4	15	24	33	NR	±12	3.6	±0.4	
E4	100	±1	5	9	24	45	18	±6	3.6	±0.2	
E5 – E9	100	±0	2	8	16	52	22	±3	3.8	±0.1	
E5 – E6	100	±0	2	8	18	53	19	±4	3.8	±0.1	
E7 – E9	100	±0	1	7	9	51	31	±5	4.1	±0.1	
Officers	99	±1	3	6	10	51	31	±5	4.0	±0.1	
O1 – O3	99	±2	4	8	8	53	27	±8	3.9	±0.2	
O4 – O6	100	±0	1	4	11	45	39	±7	4.2	±0.2	
Non-Hispanic White	100	±1	3	8	17	49	23	±3	3.8	±0.1	
Total Minority	100	±1	2	11	18	47	22	±8	3.8	±0.2	
Non-Hispanic Black	100	±0	4	13	14	50	20	±10	3.7	±0.3	
Hispanic	100	±1	1	10	21	46	23	±17	3.8	±0.3	
<b>COAST GUARD FEMALES</b>	100	±1	4	11	21	46	17	±6	3.6	±0.2	
Enlisted	100	±0	4	12	25	44	15	±7	3.5	±0.2	
E1 – E4	100	±0	5	9	37	35	14	±12	3.4	±0.3	
E5 – E9	100	±0	4	14	18	50	15	±8	3.6	±0.2	
Officers	100	±1	4	7	6	56	26	±13	3.9	±0.3	
O1 – O3	100	±1	1	NR	8	NR	26	±17	4.0	±0.3	
O4 – O6	100	±0	2	4	4	NR	NR	±3	4.1	±0.2	
<b>COAST GUARD MALES</b>	100	±1	3	8	16	49	24	±3	3.8	±0.1	
Enlisted	100	±1	3	9	18	49	22	±3	3.8	±0.1	
E1 – E4	100	±1	4	11	22	42	20	±8	3.6	±0.2	
E5 – E9	100	±0	2	7	16	53	23	±3	3.9	±0.1	
Officers	99	±1	3	5	10	51	31	±6	4.0	±0.1	
O1 – O3	99	±2	5	7	9	52	28	±9	3.9	±0.2	
O4 – O6	100	±0	1	4	12	44	39	±8	4.2	±0.2	

Note. Percent responding are Service members who answered the question.

NR: Not reportable



**26. How much do you agree or disagree with the following statements about the work you do at your workplace?****f. Your day-to-day work is directly tied to your wartime job.**

1. Strongly disagree  
4. Agree

2. Disagree  
5. Strongly agree

































3. Neither agree nor disagree

	Percent Responding		Percentages					Max ME	Average Agreement		
			1	2	3	4	5				
<b>TOTAL DOD</b>	100	±1	13	14	19	32	22	±1	3.4	±0.1	
Female	100	±1	13	17	23	31	16	±2	3.2	±0.1	
Male	100	±1	13	13	18	32	23	±2	3.4	±0.1	
<b>TOTAL COAST GUARD</b>	100	±1	8	13	38	28	13	±3	3.3	±0.1	
Enlisted	100	±1	8	13	40	27	12	±3	3.2	±0.1	
E1 – E4	100	±1	8	13	43	24	12	±6	3.2	±0.1	
E1 – E3	100	±0	7	17	49	15	12	±14	3.1	±0.3	
E4	100	±1	8	11	41	27	12	±6	3.2	±0.2	
E5 – E9	100	±1	8	14	38	28	12	±3	3.2	±0.1	
E5 – E6	100	±1	8	13	38	29	11	±4	3.2	±0.1	
E7 – E9	100	±1	10	15	37	25	14	±5	3.2	±0.2	
Officers	100	±1	7	9	31	35	18	±5	3.5	±0.2	
O1 – O3	100	±1	6	10	29	34	21	±8	3.6	±0.2	
O4 – O6	100	±0	6	9	33	33	20	±7	3.5	±0.2	
Non-Hispanic White	100	±1	8	12	36	30	14	±3	3.3	±0.1	
Total Minority	99	±1	8	15	43	24	10	±7	3.1	±0.1	
Non-Hispanic Black	100	±1	10	15	42	23	10	±10	3.1	±0.3	
Hispanic	99	±2	7	15	48	22	8	±11	3.1	±0.2	
<b>COAST GUARD FEMALES</b>	99	±1	9	17	41	24	9	±6	3.1	±0.2	
Enlisted	99	±2	10	19	41	21	8	±7	3.0	±0.2	
E1 – E4	99	±3	12	21	43	17	7	±12	2.9	±0.3	
E5 – E9	100	±1	9	18	40	24	9	±8	3.1	±0.2	
Officers	100	±1	7	9	39	34	11	±14	3.3	±0.3	
O1 – O3	99	±1	5	6	NR	NR	9	±15	3.5	±0.3	
O4 – O6	100	±0	3	NR	NR	23	15	±10	3.3	±0.3	
<b>COAST GUARD MALES</b>	100	±1	8	12	38	29	14	±3	3.3	±0.1	
Enlisted	100	±1	8	13	40	27	12	±3	3.2	±0.1	
E1 – E4	100	±0	8	12	43	25	12	±7	3.2	±0.2	
E5 – E9	100	±1	8	13	38	29	12	±3	3.2	±0.1	
Officers	100	±1	7	9	29	35	19	±6	3.5	±0.2	
O1 – O3	100	±1	6	10	27	32	24	±9	3.6	±0.2	
O4 – O6	100	±0	7	8	32	34	20	±8	3.5	±0.2	

Note. Percent responding are Service members who answered the question.

NR: Not reportable

**26. Work Satisfaction scale: Constructed from Q26a-e. Work Satisfaction can be defined as a sense of pride in work, use of skills, work enjoyment, and the opportunity to acquire valuable skills.**

	Percent Responding		Mean	Max ME	Work Satisfaction
<b>TOTAL DOD</b>	100	±1	3.7	±0.1	
Female	100	±1	3.6	±0.1	
Male	100	±1	3.7	±0.1	
<b>TOTAL COAST GUARD</b>	100	±1	3.9	±0.1	
Enlisted	100	±0	3.8	±0.1	
E1 – E4	100	±0	3.7	±0.1	
E1 – E3	100	±0	3.5	±0.2	
E4	100	±0	3.7	±0.1	
E5 – E9	100	±0	3.9	±0.1	
E5 – E6	100	±0	3.8	±0.1	
E7 – E9	100	±0	4.1	±0.1	
Officers	100	±1	4.1	±0.1	
O1 – O3	100	±1	4.0	±0.2	
O4 – O6	100	±0	4.2	±0.1	
Non-Hispanic White	100	±0	3.9	±0.1	
Total Minority	100	±1	3.8	±0.1	
Non-Hispanic Black	100	±0	3.8	±0.2	
Hispanic	100	±0	3.8	±0.1	
<b>COAST GUARD FEMALES</b>	100	±1	3.7	±0.1	
Enlisted	100	±0	3.7	±0.2	
E1 – E4	100	±0	3.6	±0.2	
E5 – E9	100	±0	3.7	±0.2	
Officers	100	±1	4.0	±0.3	
O1 – O3	100	±1	4.0	±0.3	
O4 – O6	100	±0	4.2	±0.2	
<b>COAST GUARD MALES</b>	100	±0	3.9	±0.1	
Enlisted	100	±0	3.8	±0.1	
E1 – E4	100	±0	3.7	±0.1	
E5 – E9	100	±0	3.9	±0.1	
Officers	100	±0	4.1	±0.1	
O1 – O3	100	±0	4.0	±0.2	
O4 – O6	100	±0	4.2	±0.2	

Note. Percent responding are Service members who answered the question. The scale ranges from 1 to 5. Higher scores indicate members strongly agreed with positive statements about their work. Cronbach's coefficient alpha = 0.93.

**27. Overall, how well prepared...****a. Are you to perform your wartime job?**

1. Very poorly prepared

2. Poorly prepared

3. Neither well nor poorly prepared

4. Well prepared

5. Very well prepared

	Percent Responding		Percentages					Max ME	Average Preparedness		
			1	2	3	4	5				
<b>TOTAL DOD</b>	99	±1	3	5	18	42	32	±2	4.0	±0.1	
Female	99	±1	4	9	27	41	19	±2	3.6	±0.1	
Male	99	±1	3	4	17	42	34	±2	4.0	±0.1	
<b>TOTAL COAST GUARD</b>	99	±1	3	6	33	42	16	±3	3.6	±0.1	
Enlisted	99	±1	4	7	35	39	16	±3	3.6	±0.1	
E1 – E4	100	±1	4	8	36	38	14	±6	3.5	±0.1	
E1 – E3	100	±0	6	10	37	34	14	±17	3.4	±0.3	
E4	99	±1	3	8	36	40	14	±6	3.5	±0.1	
E5 – E9	99	±1	4	5	34	40	18	±3	3.6	±0.1	
E5 – E6	99	±1	4	5	33	39	18	±4	3.6	±0.1	
E7 – E9	100	±1	2	6	34	41	17	±5	3.7	±0.1	
Officers	99	±1	1	3	29	53	15	±5	3.8	±0.1	
O1 – O3	100	±1	1	3	30	53	14	±8	3.8	±0.2	
O4 – O6	99	±1	0	5	27	54	14	±7	3.8	±0.2	
Non-Hispanic White	99	±1	3	6	32	42	17	±3	3.6	±0.1	
Total Minority	99	±1	3	5	38	41	13	±7	3.6	±0.1	
Non-Hispanic Black	100	±1	3	2	42	39	14	±11	3.6	±0.2	
Hispanic	98	±2	3	5	41	41	10	±13	3.5	±0.2	
<b>COAST GUARD FEMALES</b>	99	±1	5	8	43	37	6	±6	3.3	±0.2	
Enlisted	99	±1	6	10	43	34	7	±7	3.3	±0.2	
E1 – E4	100	±0	7	10	42	37	3	±12	3.2	±0.3	
E5 – E9	98	±2	5	10	44	32	10	±8	3.3	±0.2	
Officers	100	±1	NR	1	44	48	4	±14	3.5	±0.2	
O1 – O3	100	±1	0	0	NR	NR	2	±2	3.6	±0.2	
O4 – O6	99	±1	0	1	NR	NR	7	±5	3.6	±0.2	
<b>COAST GUARD MALES</b>	99	±1	3	6	32	42	17	±3	3.7	±0.1	
Enlisted	99	±1	3	6	33	40	18	±4	3.6	±0.1	
E1 – E4	100	±1	3	8	35	38	16	±7	3.5	±0.2	
E5 – E9	99	±1	3	5	32	40	19	±3	3.7	±0.1	
Officers	99	±1	0	3	27	53	16	±6	3.8	±0.1	
O1 – O3	100	±0	1	3	27	52	17	±9	3.8	±0.2	
O4 – O6	99	±1	0	5	25	55	15	±8	3.8	±0.2	

Note. Percent responding are Service members who answered the question.

NR: Not reportable

## 27. Overall, how well prepared...

### b. Is your unit to perform its wartime mission?

1. Very poorly prepared  
4. Well prepared

2. Poorly prepared  
5. Very well prepared

3. Neither well nor poorly prepared

	Percent Responding		Percentages					Max ME	Average Preparedness		
			1	2	3	4	5				
<b>TOTAL DOD</b>	99	±1	4	7	24	40	25	±2	3.7	±0.1	
Female	99	±1	4	8	29	42	18	±2	3.6	±0.1	
Male	100	±1	4	7	23	40	26	±2	3.8	±0.1	
<b>TOTAL COAST GUARD</b>	99	±1	4	7	34	39	15	±3	3.5	±0.1	
Enlisted	99	±1	5	8	35	37	16	±3	3.5	±0.1	
E1 – E4	100	±1	4	7	33	37	19	±7	3.6	±0.1	
E1 – E3	100	±0	5	7	NR	35	21	±13	3.6	±0.3	
E4	100	±1	3	8	34	38	18	±6	3.6	±0.2	
E5 – E9	99	±1	5	8	36	37	15	±3	3.5	±0.1	
E5 – E6	99	±1	6	8	36	36	15	±4	3.5	±0.1	
E7 – E9	100	±1	2	7	38	39	13	±5	3.5	±0.1	
Officers	99	±1	2	6	31	50	12	±5	3.6	±0.1	
O1 – O3	100	±1	3	6	27	49	15	±8	3.7	±0.2	
O4 – O6	99	±1	1	4	34	48	12	±7	3.7	±0.2	
Non-Hispanic White	99	±1	4	8	33	40	16	±3	3.6	±0.1	
Total Minority	99	±1	4	5	39	38	14	±7	3.5	±0.1	
Non-Hispanic Black	99	±2	6	5	37	34	19	±11	3.5	±0.3	
Hispanic	99	±2	3	4	45	37	11	±12	3.5	±0.2	
<b>COAST GUARD FEMALES</b>	99	±1	5	6	37	41	10	±6	3.4	±0.2	
Enlisted	99	±1	7	8	36	39	10	±7	3.4	±0.2	
E1 – E4	100	±0	9	6	25	49	11	±12	3.5	±0.3	
E5 – E9	99	±2	5	9	44	32	9	±8	3.3	±0.2	
Officers	100	±1	0	1	41	49	8	±14	3.6	±0.2	
O1 – O3	100	±1	0	1	NR	NR	9	±14	3.6	±0.3	
O4 – O6	99	±1	0	3	NR	NR	7	±4	3.5	±0.2	
<b>COAST GUARD MALES</b>	99	±1	4	7	34	39	16	±3	3.6	±0.1	
Enlisted	99	±1	4	8	35	36	17	±3	3.5	±0.1	
E1 – E4	100	±1	3	8	35	35	20	±7	3.6	±0.2	
E5 – E9	99	±1	5	7	35	37	15	±3	3.5	±0.1	
Officers	99	±1	2	6	29	50	13	±6	3.6	±0.1	
O1 – O3	100	±0	4	8	24	49	16	±9	3.7	±0.2	
O4 – O6	99	±1	1	4	33	49	13	±8	3.7	±0.2	

Note. Percent responding are Service members who answered the question.  
NR: Not reportable

**28. Overall, how would you rate...****a. Your current level of morale?**1. Very low  
4. High2. Low  
5. Very high

3. Moderate

	Percent Responding		Percentages					Max ME	Average Level of Morale		
			1	2	3	4	5				
<b>TOTAL DOD</b>	99	±1	10	13	33	30	14	±2	3.3	±0.1	
Female	99	±1	11	15	37	26	11	±2	3.1	±0.1	
Male	99	±1	9	13	32	31	15	±2	3.3	±0.1	
<b>TOTAL COAST GUARD</b>	98	±1	7	11	39	32	11	±3	3.3	±0.1	
Enlisted	98	±1	8	12	40	30	10	±3	3.2	±0.1	
E1 – E4	98	±2	10	14	40	24	11	±6	3.1	±0.2	
E1 – E3	99	±3	9	14	46	19	12	±15	3.1	±0.3	
E4	98	±2	10	15	38	26	11	±6	3.1	±0.2	
E5 – E9	98	±1	7	10	40	33	10	±3	3.3	±0.1	
E5 – E6	98	±1	8	12	41	31	8	±4	3.2	±0.1	
E7 – E9	99	±1	3	5	36	41	15	±5	3.6	±0.1	
Officers	99	±1	3	7	33	42	15	±5	3.6	±0.1	
O1 – O3	99	±2	5	6	31	43	15	±8	3.6	±0.2	
O4 – O6	98	±3	1	6	35	40	18	±8	3.7	±0.2	
Non-Hispanic White	98	±1	7	11	38	33	11	±3	3.3	±0.1	
Total Minority	99	±1	7	10	41	30	12	±7	3.3	±0.1	
Non-Hispanic Black	98	±3	9	10	41	28	12	±11	3.2	±0.3	
Hispanic	98	±2	6	9	47	27	11	±12	3.3	±0.2	
<b>COAST GUARD FEMALES</b>	98	±2	10	14	42	27	7	±6	3.1	±0.2	
Enlisted	98	±2	11	15	43	25	6	±7	3.0	±0.2	
E1 – E4	99	±3	9	13	45	26	7	±12	3.1	±0.3	
E5 – E9	97	±2	12	17	41	24	5	±8	2.9	±0.2	
Officers	100	±1	10	7	38	37	8	±14	3.3	±0.3	
O1 – O3	100	±1	NR	NR	33	NR	9	±17	3.2	±0.4	
O4 – O6	100	±0	3	4	NR	NR	9	±5	3.5	±0.2	
<b>COAST GUARD MALES</b>	98	±1	6	10	38	33	12	±3	3.3	±0.1	
Enlisted	98	±1	7	11	40	31	11	±4	3.3	±0.1	
E1 – E4	98	±2	10	15	40	24	12	±7	3.1	±0.2	
E5 – E9	98	±1	6	9	40	34	10	±3	3.3	±0.1	
Officers	98	±2	2	7	32	42	17	±6	3.6	±0.1	
O1 – O3	98	±2	3	6	31	44	16	±9	3.6	±0.2	
O4 – O6	98	±3	1	6	34	40	19	±8	3.7	±0.2	

Note. Percent responding are Service members who answered the question.

NR: Not reportable

28. Overall, how would you rate...

b. The current level of morale in your unit?

1. Very low  
4. High

2. Low  
5. Very high

3. Moderate

	Percent Responding		Percentages					Max ME	Average Level of Morale		
			1	2	3	4	5				
<b>TOTAL DOD</b>	99	±1	10	16	41	25	8	±2	3.0	±0.1	
Female	99	±1	12	19	42	20	5	±2	2.9	±0.1	
Male	99	±1	10	16	41	25	8	±2	3.1	±0.1	
<b>TOTAL COAST GUARD</b>	99	±1	7	16	44	28	6	±3	3.1	±0.1	
Enlisted	99	±1	8	17	45	24	5	±3	3.0	±0.1	
E1 – E4	99	±2	9	20	45	21	6	±6	3.0	±0.1	
E1 – E3	99	±3	6	14	52	23	6	±14	3.1	±0.2	
E4	99	±2	10	22	42	21	6	±6	2.9	±0.2	
E5 – E9	99	±1	8	16	45	26	5	±3	3.0	±0.1	
E5 – E6	99	±1	9	17	46	23	4	±4	3.0	±0.1	
E7 – E9	99	±1	3	11	43	36	8	±5	3.4	±0.1	
Officers	99	±1	3	10	40	41	6	±5	3.4	±0.1	
O1 – O3	99	±2	2	12	45	36	5	±8	3.3	±0.2	
O4 – O6	100	±0	2	5	37	48	8	±7	3.6	±0.1	
Non-Hispanic White	99	±1	7	17	42	29	5	±3	3.1	±0.1	
Total Minority	100	±1	7	12	49	24	7	±6	3.1	±0.1	
Non-Hispanic Black	100	±0	6	15	50	21	8	±10	3.1	±0.2	
Hispanic	99	±1	7	11	53	23	7	±11	3.1	±0.2	
<b>COAST GUARD FEMALES</b>	99	±1	8	22	42	26	3	±6	3.0	±0.2	
Enlisted	99	±1	10	21	43	24	3	±7	2.9	±0.2	
E1 – E4	100	±0	8	25	36	25	6	±12	3.0	±0.3	
E5 – E9	99	±2	11	18	47	23	1	±9	2.9	±0.2	
Officers	100	±1	1	25	38	33	4	±15	3.2	±0.3	
O1 – O3	100	±1	0	NR	33	NR	NR	±17	3.2	±0.4	
O4 – O6	100	±0	1	6	NR	NR	5	±4	3.3	±0.2	
<b>COAST GUARD MALES</b>	99	±1	7	15	44	28	6	±3	3.1	±0.1	
Enlisted	99	±1	8	17	45	24	6	±3	3.0	±0.1	
E1 – E4	99	±2	9	19	46	21	6	±7	3.0	±0.1	
E5 – E9	99	±1	7	16	45	26	6	±3	3.1	±0.1	
Officers	99	±1	3	8	41	42	7	±6	3.4	±0.1	
O1 – O3	99	±2	2	9	47	36	5	±9	3.3	±0.2	
O4 – O6	100	±0	2	5	35	50	9	±8	3.6	±0.2	

Note. Percent responding are Service members who answered the question.  
NR: Not reportable

**29. How much do you agree or disagree with the following statements about your unit?****a. Service members in your unit really care about each other.**

1. Strongly disagree  
4. Agree

2. Disagree  
5. Strongly agree

3. Neither agree nor disagree

	Percent Responding		Percentages					Max ME	Average Agreement		
			1	2	3	4	5				
<b>TOTAL DOD</b>	100	±1	4	12	31	43	11	±2	3.5	±0.1	
Female	100	±1	6	16	34	37	8	±2	3.2	±0.1	
Male	100	±1	3	11	30	44	11	±2	3.5	±0.1	
<b>TOTAL COAST GUARD</b>	100	±1	2	8	30	49	10	±3	3.6	±0.1	
Enlisted	100	±1	3	10	33	46	8	±3	3.5	±0.1	
E1 – E4	100	±1	4	10	38	41	6	±6	3.4	±0.1	
E1 – E3	100	±0	7	10	34	43	6	±18	3.3	±0.3	
E4	100	±1	3	10	39	41	6	±6	3.4	±0.1	
E5 – E9	100	±1	2	9	31	49	9	±3	3.5	±0.1	
E5 – E6	100	±1	3	11	33	46	8	±4	3.5	±0.1	
E7 – E9	100	±1	1	4	24	58	13	±5	3.8	±0.1	
Officers	100	±1	1	3	19	61	16	±5	3.9	±0.1	
O1 – O3	100	±1	1	5	21	58	15	±8	3.8	±0.2	
O4 – O6	100	±0	0	1	11	67	20	±7	4.1	±0.1	
Non-Hispanic White	100	±1	3	9	28	51	10	±3	3.6	±0.1	
Total Minority	100	±1	2	7	38	44	9	±7	3.5	±0.1	
Non-Hispanic Black	99	±2	4	6	34	47	8	±10	3.5	±0.2	
Hispanic	100	±1	2	8	43	39	9	±12	3.4	±0.2	
<b>COAST GUARD FEMALES</b>	100	±1	5	16	28	43	8	±6	3.3	±0.2	
Enlisted	100	±0	5	18	29	41	7	±7	3.2	±0.2	
E1 – E4	100	±0	7	12	36	41	4	±12	3.2	±0.3	
E5 – E9	100	±0	4	22	25	41	9	±8	3.3	±0.2	
Officers	100	±1	NR	9	22	51	15	±13	3.7	±0.3	
O1 – O3	100	±1	0	NR	24	NR	12	±17	3.6	±0.3	
O4 – O6	100	±0	0	2	10	NR	NR	±6	4.1	±0.2	
<b>COAST GUARD MALES</b>	100	±1	2	7	31	50	10	±3	3.6	±0.1	
Enlisted	100	±1	3	9	34	47	8	±3	3.5	±0.1	
E1 – E4	100	±1	4	10	38	42	7	±7	3.4	±0.1	
E5 – E9	100	±1	2	8	31	50	9	±3	3.6	±0.1	
Officers	100	±0	0	2	19	62	16	±6	3.9	±0.1	
O1 – O3	100	±0	1	3	21	60	16	±9	3.9	±0.2	
O4 – O6	100	±0	0	1	11	68	20	±7	4.1	±0.1	

Note. Percent responding are Service members who answered the question.

NR: Not reportable

**29. How much do you agree or disagree with the following statements about your unit?**

**b. Service members in your unit work well as a team.**

1. Strongly disagree  
4. Agree

2. Disagree  
5. Strongly agree

3. Neither agree nor disagree

	Percent Responding		Percentages					Max ME	Average Agreement		
			1	2	3	4	5				
<b>TOTAL DOD</b>	100	±1	2	7	23	54	14	±2	3.7	±0.1	
Female	100	±1	4	10	29	47	10	±2	3.5	±0.1	
Male	100	±1	2	6	22	55	15	±2	3.7	±0.1	
<b>TOTAL COAST GUARD</b>	100	±1	1	5	18	61	15	±3	3.8	±0.1	
Enlisted	100	±1	2	5	20	60	13	±3	3.8	±0.1	
E1 – E4	100	±0	2	4	24	59	11	±6	3.7	±0.1	
E1 – E3	100	±0	3	3	20	62	11	±13	3.7	±0.2	
E4	100	±0	1	5	25	58	10	±6	3.7	±0.1	
E5 – E9	100	±1	1	6	18	60	14	±3	3.8	±0.1	
E5 – E6	100	±1	2	6	20	59	13	±4	3.7	±0.1	
E7 – E9	100	±1	1	4	11	65	19	±5	4.0	±0.1	
Officers	100	±1	0	3	11	65	22	±5	4.0	±0.1	
O1 – O3	100	±1	0	3	12	65	20	±8	4.0	±0.1	
O4 – O6	100	±0	0	1	6	64	29	±7	4.2	±0.1	
Non-Hispanic White	100	±1	1	5	18	61	15	±3	3.8	±0.1	
Total Minority	100	±1	2	4	20	61	14	±6	3.8	±0.1	
Non-Hispanic Black	99	±2	NR	3	23	61	11	±10	3.8	±0.2	
Hispanic	100	±1	1	4	18	65	12	±9	3.8	±0.2	
<b>COAST GUARD FEMALES</b>	100	±1	2	11	23	53	11	±6	3.6	±0.1	
Enlisted	100	±0	2	11	26	51	10	±7	3.6	±0.2	
E1 – E4	100	±0	1	9	32	48	10	±12	3.6	±0.2	
E5 – E9	100	±0	3	12	22	53	9	±8	3.5	±0.2	
Officers	100	±1	NR	9	11	59	17	±14	3.8	±0.3	
O1 – O3	100	±1	0	NR	14	63	13	±17	3.8	±0.3	
O4 – O6	100	±0	0	2	7	NR	NR	±4	4.2	±0.2	
<b>COAST GUARD MALES</b>	100	±1	1	4	18	62	15	±3	3.9	±0.1	
Enlisted	100	±1	2	4	20	61	13	±3	3.8	±0.1	
E1 – E4	100	±0	2	4	23	61	11	±6	3.7	±0.1	
E5 – E9	100	±1	1	5	18	61	15	±3	3.8	±0.1	
Officers	100	±0	0	2	10	66	22	±5	4.1	±0.1	
O1 – O3	100	±0	0	1	12	66	21	±9	4.1	±0.2	
O4 – O6	100	±0	0	1	6	64	29	±8	4.2	±0.1	

Note. Percent responding are Service members who answered the question.  
NR: Not reportable



**29. How much do you agree or disagree with the following statements about your unit?****c. Service members in your unit pull together to get the job done.**

1. Strongly disagree  
4. Agree

2. Disagree  
5. Strongly agree

3. Neither agree nor disagree

	Percent Responding		Percentages					Max ME	Average Agreement		
			1	2	3	4	5				
<b>TOTAL DOD</b>	100	±1	2	6	18	56	19	±2	3.8	±0.1	
Female	100	±1	3	8	23	53	14	±2	3.7	±0.1	
Male	100	±1	2	5	17	56	20	±2	3.9	±0.1	
<b>TOTAL COAST GUARD</b>	100	±1	1	4	14	62	20	±3	4.0	±0.1	
Enlisted	100	±1	1	4	15	62	18	±3	3.9	±0.1	
E1 – E4	100	±0	1	5	17	62	16	±6	3.9	±0.1	
E1 – E3	100	±0	1	6	14	65	15	±13	3.9	±0.2	
E4	100	±0	1	4	18	61	16	±6	3.9	±0.1	
E5 – E9	100	±1	1	4	14	62	20	±3	4.0	±0.1	
E5 – E6	100	±1	1	5	15	61	18	±4	3.9	±0.1	
E7 – E9	100	±1	1	1	10	63	26	±5	4.1	±0.1	
Officers	100	±1	0	2	9	61	28	±5	4.2	±0.1	
O1 – O3	100	±1	0	1	8	64	27	±8	4.2	±0.1	
O4 – O6	100	±0	0	1	5	58	36	±7	4.3	±0.1	
Non-Hispanic White	100	±1	1	3	14	61	21	±3	4.0	±0.1	
Total Minority	100	±1	1	4	13	63	19	±6	3.9	±0.1	
Non-Hispanic Black	99	±2	0	5	18	59	19	±10	3.9	±0.2	
Hispanic	100	±1	1	4	9	70	16	±9	4.0	±0.1	
<b>COAST GUARD FEMALES</b>	100	±1	1	6	16	59	17	±6	3.8	±0.1	
Enlisted	100	±1	1	7	17	60	15	±7	3.8	±0.1	
E1 – E4	100	±0	1	5	19	57	18	±12	3.9	±0.2	
E5 – E9	100	±1	1	8	16	62	13	±7	3.8	±0.2	
Officers	100	±1	NR	3	15	57	23	±14	3.9	±0.3	
O1 – O3	100	±1	0	NR	NR	NR	20	±16	4.0	±0.3	
O4 – O6	100	±0	0	1	5	NR	NR	±3	4.3	±0.2	
<b>COAST GUARD MALES</b>	100	±1	1	3	13	62	21	±3	4.0	±0.1	
Enlisted	100	±1	1	4	15	62	19	±3	3.9	±0.1	
E1 – E4	100	±0	1	5	17	63	15	±6	3.9	±0.1	
E5 – E9	100	±1	1	3	14	62	21	±3	4.0	±0.1	
Officers	100	±0	0	1	8	61	29	±6	4.2	±0.1	
O1 – O3	100	±0	0	1	7	64	28	±9	4.2	±0.1	
O4 – O6	100	±0	0	1	5	58	36	±8	4.3	±0.1	

Note. Percent responding are Service members who answered the question.

NR: Not reportable

**29. How much do you agree or disagree with the following statements about your unit?**

**d. Service members in your unit trust each other.**

1. Strongly disagree  
4. Agree

































2. Disagree  
5. Strongly agree

3. Neither agree nor disagree

	Percent Responding		Percentages					Max ME	Average Agreement		
			1	2	3	4	5				
<b>TOTAL DOD</b>	100	±1	6	12	32	39	12	±2	3.4	±0.1	
Female	100	±1	11	16	38	28	7	±2	3.0	±0.1	
Male	100	±1	5	11	31	41	12	±2	3.4	±0.1	
<b>TOTAL COAST GUARD</b>	100	±1	3	8	30	47	11	±3	3.5	±0.1	
Enlisted	100	±1	4	9	33	44	10	±3	3.5	±0.1	
E1 – E4	100	±1	5	10	36	39	9	±6	3.3	±0.1	
E1 – E3	100	±0	8	11	34	37	11	±18	3.3	±0.3	
E4	100	±1	5	10	37	40	8	±6	3.4	±0.1	
E5 – E9	100	±1	3	9	32	46	10	±3	3.5	±0.1	
E5 – E6	100	±1	4	10	35	43	9	±4	3.4	±0.1	
E7 – E9	100	±1	2	6	21	58	14	±5	3.8	±0.1	
Officers	100	±1	1	5	15	61	18	±5	3.9	±0.1	
O1 – O3	100	±1	1	7	13	65	15	±8	3.9	±0.2	
O4 – O6	99	±1	0	1	12	63	24	±7	4.1	±0.1	
Non-Hispanic White	100	±1	3	8	27	49	12	±3	3.6	±0.1	
Total Minority	99	±1	4	8	37	41	10	±7	3.4	±0.1	
Non-Hispanic Black	99	±2	4	7	40	38	11	±10	3.5	±0.2	
Hispanic	99	±2	2	10	38	41	9	±13	3.4	±0.2	
<b>COAST GUARD FEMALES</b>	100	±1	8	16	31	37	7	±6	3.2	±0.2	
Enlisted	100	±1	9	17	36	33	6	±7	3.1	±0.2	
E1 – E4	99	±3	9	19	34	32	5	±12	3.0	±0.3	
E5 – E9	100	±0	8	16	37	33	6	±8	3.1	±0.2	
Officers	100	±1	5	13	13	56	12	±14	3.6	±0.3	
O1 – O3	100	±1	NR	NR	15	NR	9	±16	3.5	±0.4	
O4 – O6	100	±0	1	3	11	NR	NR	±6	4.0	±0.3	
<b>COAST GUARD MALES</b>	100	±1	3	7	29	48	12	±3	3.6	±0.1	
Enlisted	100	±1	3	8	33	45	10	±4	3.5	±0.1	
E1 – E4	100	±1	5	9	37	40	9	±7	3.4	±0.2	
E5 – E9	99	±1	3	8	31	48	11	±3	3.6	±0.1	
Officers	100	±1	1	4	15	62	19	±6	3.9	±0.1	
O1 – O3	100	±0	0	6	12	67	16	±9	3.9	±0.2	
O4 – O6	99	±1	0	1	12	63	24	±8	4.1	±0.1	

Note. Percent responding are Service members who answered the question.  
NR: Not reportable

**29. Unit Cohesion scale: Constructed from Q29a-d. Unit Cohesion can be defined as affective ties within a small group that sustain commitment to their peers, their unit, and their mission.**

	Percent Responding		Mean	Max ME	Average Cohesion
<b>TOTAL DOD</b>	100	±1	3.6	±0.1	
Female	100	±1	3.4	±0.1	
Male	100	±1	3.6	±0.1	
<b>TOTAL COAST GUARD</b>	100	±1	3.7	±0.1	
Enlisted	100	±1	3.7	±0.1	
E1 – E4	100	±0	3.6	±0.1	
E1 – E3	100	±0	3.6	±0.2	
E4	100	±0	3.6	±0.1	
E5 – E9	100	±1	3.7	±0.1	
E5 – E6	100	±1	3.6	±0.1	
E7 – E9	100	±1	3.9	±0.1	
Officers	100	±1	4.0	±0.1	
O1 – O3	100	±1	4.0	±0.1	
O4 – O6	100	±0	4.2	±0.1	
Non-Hispanic White	100	±1	3.7	±0.1	
Total Minority	100	±1	3.7	±0.1	
Non-Hispanic Black	99	±2	3.7	±0.2	
Hispanic	100	±1	3.7	±0.1	
<b>COAST GUARD FEMALES</b>	100	±1	3.5	±0.1	
Enlisted	100	±0	3.4	±0.1	
E1 – E4	100	±0	3.4	±0.2	
E5 – E9	100	±0	3.4	±0.2	
Officers	100	±1	3.7	±0.3	
O1 – O3	100	±1	3.7	±0.3	
O4 – O6	100	±0	4.1	±0.2	
<b>COAST GUARD MALES</b>	100	±1	3.8	±0.1	
Enlisted	100	±1	3.7	±0.1	
E1 – E4	100	±0	3.6	±0.1	
E5 – E9	100	±1	3.7	±0.1	
Officers	100	±0	4.0	±0.1	
O1 – O3	100	±0	4.0	±0.1	
O4 – O6	100	±0	4.2	±0.1	

Note. Percent responding are Service members who answered the question. The scale ranges from 1 to 5. Higher scores indicate greater perceived unit cohesion. Cronbach's coefficient alpha = 0.92.

**30. In the past month, how often have you...**

**a. Been upset because of something that happened unexpectedly?**

1. Never  
4. Fairly often

2. Almost never  
5. Very often

3. Sometimes

	Percent Responding		Percentages					Max ME	Degree of Occurrence		
			1	2	3	4	5				
<b>TOTAL DOD</b>	100	±1	9	24	45	15	7	±2	2.9	±0.1	
Female	100	±1	6	21	48	15	9	±2	3.0	±0.1	
Male	100	±1	10	24	44	15	7	±2	2.9	±0.1	
<b>TOTAL COAST GUARD</b>	100	±1	8	28	47	13	4	±3	2.8	±0.1	
Enlisted	100	±1	8	26	48	14	5	±3	2.8	±0.1	
E1 – E4	100	±0	7	24	48	14	6	±7	2.9	±0.2	
E1 – E3	100	±0	7	NR	46	10	5	±14	2.7	±0.3	
E4	100	±0	7	22	49	16	6	±6	2.9	±0.1	
E5 – E9	100	±1	8	27	48	13	4	±3	2.8	±0.1	
E5 – E6	100	±1	9	25	47	15	4	±4	2.8	±0.1	
E7 – E9	100	±1	7	33	51	8	1	±5	2.6	±0.1	
Officers	100	±1	7	39	43	8	3	±5	2.6	±0.1	
O1 – O3	100	±1	8	37	39	13	3	±8	2.7	±0.2	
O4 – O6	99	±2	6	42	44	6	2	±7	2.5	±0.1	
Non-Hispanic White	100	±1	8	29	47	12	4	±3	2.8	±0.1	
Total Minority	100	±1	6	28	47	14	4	±8	2.8	±0.2	
Non-Hispanic Black	100	±1	9	28	48	10	6	±10	2.8	±0.2	
Hispanic	100	±0	5	29	46	16	3	±15	2.8	±0.2	
<b>COAST GUARD FEMALES</b>	100	±1	6	27	45	16	6	±6	2.9	±0.2	
Enlisted	100	±1	6	24	46	17	6	±7	2.9	±0.2	
E1 – E4	100	±0	4	25	46	15	10	±12	3.0	±0.3	
E5 – E9	100	±1	8	24	47	18	4	±8	2.9	±0.2	
Officers	100	±1	5	38	39	14	4	±13	2.7	±0.3	
O1 – O3	100	±1	1	NR	38	19	1	±17	2.8	±0.3	
O4 – O6	100	±0	NR	NR	NR	5	2	±3	NR		
<b>COAST GUARD MALES</b>	100	±1	8	29	47	12	4	±3	2.8	±0.1	
Enlisted	100	±1	8	26	48	13	4	±3	2.8	±0.1	
E1 – E4	100	±0	7	24	49	14	6	±8	2.9	±0.2	
E5 – E9	100	±1	9	27	48	13	4	±3	2.8	±0.1	
Officers	100	±1	7	39	44	8	3	±6	2.6	±0.1	
O1 – O3	100	±1	9	36	40	11	4	±9	2.6	±0.2	
O4 – O6	99	±3	5	42	45	6	1	±8	2.6	±0.2	

Note. Percent responding are Service members who answered the question.

NR: Not reportable

**30. In the past month, how often have you...****b. Felt that you were unable to control the important things in your life?**

1. Never

2. Almost never

3. Sometimes

4. Fairly often

5. Very often

	Percent Responding		Percentages					Max ME	Degree of Occurrence		
			1	2	3	4	5				
<b>TOTAL DOD</b>	100	±1	18	29	32	13	8	±2	2.6	±0.1	
<b>Female</b>	100	±1	15	27	34	14	9	±2	2.8	±0.1	
<b>Male</b>	100	±1	19	29	31	13	8	±2	2.6	±0.1	
<b>TOTAL COAST GUARD</b>	100	±1	17	34	34	10	5	±3	2.5	±0.1	
<b>Enlisted</b>	100	±1	17	33	34	10	6	±3	2.6	±0.1	
<b>E1 – E4</b>	100	±1	18	29	36	11	7	±8	2.6	±0.2	
E1 – E3	100	±0	NR	24	35	12	6	±13	2.5	±0.4	
E4	100	±1	15	31	36	11	7	±6	2.6	±0.2	
<b>E5 – E9</b>	100	±1	17	35	34	10	5	±3	2.5	±0.1	
E5 – E6	100	±1	16	34	34	11	6	±4	2.6	±0.1	
E7 – E9	100	±1	19	37	33	7	4	±5	2.4	±0.1	
<b>Officers</b>	99	±1	15	41	31	11	3	±5	2.5	±0.1	
<b>O1 – O3</b>	99	±2	17	41	26	13	2	±8	2.4	±0.2	
<b>O4 – O6</b>	99	±2	15	39	35	9	1	±7	2.4	±0.2	
<b>Non-Hispanic White</b>	100	±1	16	36	33	10	5	±3	2.5	±0.1	
<b>Total Minority</b>	100	±1	19	28	37	11	5	±8	2.5	±0.2	
Non-Hispanic Black	100	±1	18	31	32	9	10	±11	2.6	±0.3	
Hispanic	99	±1	22	28	37	10	3	±17	2.4	±0.3	
<b>COAST GUARD FEMALES</b>	99	±1	9	36	33	16	5	±6	2.7	±0.2	
<b>Enlisted</b>	99	±1	9	36	34	16	6	±7	2.8	±0.2	
<b>E1 – E4</b>	100	±0	2	38	40	13	7	±12	2.8	±0.3	
<b>E5 – E9</b>	99	±2	13	34	30	18	6	±8	2.7	±0.2	
<b>Officers</b>	98	±4	11	37	29	20	3	±14	2.7	±0.3	
<b>O1 – O3</b>	97	±6	7	NR	30	NR	1	±17	2.7	±0.4	
<b>O4 – O6</b>	99	±1	NR	NR	NR	6	6	±4	2.4	±0.4	
<b>COAST GUARD MALES</b>	100	±1	18	34	34	10	5	±3	2.5	±0.1	
<b>Enlisted</b>	100	±1	18	32	34	10	6	±4	2.5	±0.1	
<b>E1 – E4</b>	100	±1	20	28	35	11	7	±8	2.6	±0.2	
<b>E5 – E9</b>	100	±1	17	35	34	9	5	±3	2.5	±0.1	
<b>Officers</b>	99	±1	16	41	31	10	3	±6	2.4	±0.1	
<b>O1 – O3</b>	99	±2	19	42	25	11	3	±9	2.4	±0.2	
<b>O4 – O6</b>	99	±3	14	40	35	10	1	±8	2.4	±0.2	

Note. Percent responding are Service members who answered the question.

NR: Not reportable

**30. In the past month, how often have you...**

**c. Felt nervous and stressed?**

1. Never  
4. Fairly often

2. Almost never  
5. Very often

3. Sometimes

	Percent Responding		Percentages					Max ME	Degree of Occurrence		
			1	2	3	4	5				
<b>TOTAL DOD</b>	99	±1	10	21	40	17	12	±2	3.0	±0.1	
Female	99	±1	6	16	42	20	15	±2	3.2	±0.1	
Male	99	±1	10	22	40	17	11	±2	3.0	±0.1	
<b>TOTAL COAST GUARD</b>	100	±1	5	24	44	18	8	±3	3.0	±0.1	
Enlisted	100	±1	5	23	44	18	9	±3	3.0	±0.1	
E1 – E4	100	±1	5	21	42	20	11	±7	3.1	±0.2	
E1 – E3	100	±0	5	NR	35	18	9	±13	3.0	±0.3	
E4	100	±1	5	16	45	21	12	±6	3.2	±0.2	
E5 – E9	100	±1	6	24	45	17	8	±3	3.0	±0.1	
E5 – E6	100	±1	5	23	45	18	8	±4	3.0	±0.1	
E7 – E9	99	±1	7	30	45	11	6	±5	2.8	±0.1	
Officers	99	±1	6	27	46	17	5	±5	2.9	±0.1	
O1 – O3	100	±1	6	25	44	18	7	±8	2.9	±0.2	
O4 – O6	98	±3	6	25	50	16	4	±7	2.9	±0.2	
Non-Hispanic White	100	±1	5	23	45	18	8	±3	3.0	±0.1	
Total Minority	99	±1	6	26	43	17	8	±8	2.9	±0.2	
Non-Hispanic Black	99	±2	11	21	47	14	7	±10	2.8	±0.3	
Hispanic	100	±1	4	30	39	19	9	±15	3.0	±0.3	
<b>COAST GUARD FEMALES</b>	99	±1	3	16	44	24	13	±6	3.3	±0.2	
Enlisted	99	±1	2	15	45	25	13	±7	3.3	±0.2	
E1 – E4	100	±0	NR	13	46	21	19	±12	3.4	±0.3	
E5 – E9	98	±2	3	16	44	27	9	±8	3.2	±0.2	
Officers	100	±1	4	19	42	24	11	±14	3.2	±0.3	
O1 – O3	100	±1	0	17	NR	25	13	±18	3.3	±0.3	
O4 – O6	100	±0	NR	NR	NR	13	10	±7	NR		
<b>COAST GUARD MALES</b>	100	±1	6	25	44	17	8	±3	3.0	±0.1	
Enlisted	100	±1	6	24	44	17	9	±4	3.0	±0.1	
E1 – E4	100	±1	5	22	42	20	10	±8	3.1	±0.2	
E5 – E9	100	±1	6	26	45	16	8	±3	2.9	±0.1	
Officers	99	±1	6	28	46	16	4	±6	2.8	±0.1	
O1 – O3	100	±1	7	27	44	16	5	±9	2.9	±0.2	
O4 – O6	98	±3	5	25	51	16	3	±8	2.9	±0.2	

Note. Percent responding are Service members who answered the question.

NR: Not reportable

**30. In the past month, how often have you...****d. Felt confident about your ability to handle your personal problems?**

1. Never

2. Almost never

3. Sometimes

4. Fairly often

5. Very often

	Percent Responding		Percentages					Max ME	Degree of Occurrence		
			1	2	3	4	5				
<b>TOTAL DOD</b>	99	±1	4	6	20	33	37	±2	3.9	±0.1	
Female	99	±1	2	6	25	33	35	±2	3.9	±0.1	
Male	99	±1	4	6	20	33	37	±2	3.9	±0.1	
<b>TOTAL COAST GUARD</b>	99	±1	2	6	19	38	34	±3	4.0	±0.1	
Enlisted	99	±1	2	6	22	37	32	±3	3.9	±0.1	
E1 – E4	99	±1	2	6	27	37	28	±6	3.8	±0.1	
E1 – E3	98	±3	NR	10	26	42	22	±16	3.8	±0.2	
E4	100	±1	3	5	28	34	30	±6	3.8	±0.2	
E5 – E9	99	±1	3	6	18	38	35	±3	4.0	±0.1	
E5 – E6	99	±1	2	6	19	38	34	±4	4.0	±0.1	
E7 – E9	99	±1	4	6	15	36	39	±5	4.0	±0.2	
Officers	99	±1	2	5	10	40	42	±5	4.1	±0.1	
O1 – O3	99	±2	4	6	11	40	39	±8	4.1	±0.2	
O4 – O6	99	±2	2	6	8	39	45	±7	4.2	±0.2	
Non-Hispanic White	99	±1	2	6	18	38	35	±3	4.0	±0.1	
Total Minority	99	±1	3	7	23	36	31	±7	3.9	±0.1	
Non-Hispanic Black	99	±1	4	9	23	31	34	±11	3.8	±0.3	
Hispanic	99	±2	2	6	22	44	26	±12	3.9	±0.2	
<b>COAST GUARD FEMALES</b>	99	±1	2	5	22	39	32	±6	4.0	±0.2	
Enlisted	99	±2	2	4	24	38	32	±7	4.0	±0.2	
E1 – E4	99	±3	NR	4	26	42	26	±12	3.9	±0.3	
E5 – E9	99	±1	2	4	22	36	37	±8	4.0	±0.2	
Officers	100	±1	NR	7	15	43	33	±14	4.0	±0.3	
O1 – O3	100	±1	NR	NR	NR	NR	26	±16	3.9	±0.4	
O4 – O6	100	±0	0	NR	10	NR	NR	±6	NR		
<b>COAST GUARD MALES</b>	99	±1	3	6	19	38	35	±3	4.0	±0.1	
Enlisted	99	±1	3	7	21	37	32	±3	3.9	±0.1	
E1 – E4	99	±1	2	7	27	36	28	±7	3.8	±0.1	
E5 – E9	99	±1	3	6	18	38	35	±3	4.0	±0.1	
Officers	99	±2	2	5	10	39	43	±6	4.2	±0.1	
O1 – O3	98	±2	4	6	9	39	42	±9	4.1	±0.2	
O4 – O6	99	±3	2	5	8	40	45	±8	4.2	±0.2	

Note. Percent responding are Service members who answered the question.

NR: Not reportable

30. In the past month, how often have you...

e. Felt that things were going your way?

1. Never  
4. Fairly often

2. Almost never  
5. Very often

3. Sometimes

	Percent Responding		Percentages					Max ME	Degree of Occurrence		
			1	2	3	4	5				
<b>TOTAL DOD</b>	99	±1	5	13	39	31	11	±2	3.3	±0.1	
Female	99	±1	4	13	44	29	10	±2	3.3	±0.1	
Male	99	±1	6	13	39	32	11	±2	3.3	±0.1	
<b>TOTAL COAST GUARD</b>	99	±1	2	10	40	37	11	±3	3.4	±0.1	
Enlisted	99	±1	3	11	43	33	10	±3	3.4	±0.1	
E1 – E4	99	±1	4	14	49	27	6	±6	3.2	±0.1	
E1 – E3	98	±4	3	20	52	21	5	±14	3.1	±0.2	
E4	100	±0	5	12	48	29	6	±6	3.2	±0.1	
E5 – E9	99	±1	2	9	39	37	12	±3	3.5	±0.1	
E5 – E6	99	±1	2	10	41	35	11	±4	3.4	±0.1	
E7 – E9	99	±1	2	5	33	44	16	±5	3.7	±0.1	
Officers	99	±1	1	5	29	50	15	±5	3.7	±0.1	
O1 – O3	99	±2	1	4	30	48	16	±8	3.8	±0.2	
O4 – O6	98	±3	1	7	27	50	15	±7	3.7	±0.2	
Non-Hispanic White	99	±1	2	10	38	38	11	±3	3.5	±0.1	
Total Minority	99	±2	3	10	45	32	9	±7	3.4	±0.1	
Non-Hispanic Black	100	±1	3	12	37	33	14	±10	3.4	±0.2	
Hispanic	100	±1	3	11	49	29	7	±11	3.2	±0.2	
<b>COAST GUARD FEMALES</b>	99	±1	2	12	39	38	8	±6	3.4	±0.1	
Enlisted	99	±2	3	13	42	36	7	±7	3.3	±0.2	
E1 – E4	100	±0	4	15	39	36	5	±12	3.2	±0.3	
E5 – E9	98	±2	2	11	44	36	8	±8	3.4	±0.2	
Officers	100	±1	1	10	32	44	14	±14	3.6	±0.3	
O1 – O3	100	±1	0	9	NR	NR	15	±17	3.6	±0.3	
O4 – O6	99	±1	1	NR	14	NR	15	±8	NR		
<b>COAST GUARD MALES</b>	99	±1	2	9	40	37	11	±3	3.5	±0.1	
Enlisted	99	±1	3	11	43	33	10	±3	3.4	±0.1	
E1 – E4	99	±1	4	14	51	26	6	±7	3.1	±0.1	
E5 – E9	99	±1	2	9	39	37	13	±3	3.5	±0.1	
Officers	99	±2	1	4	29	51	15	±6	3.8	±0.1	
O1 – O3	99	±2	1	3	29	51	17	±9	3.8	±0.2	
O4 – O6	98	±3	1	6	28	50	15	±8	3.7	±0.2	

Note. Percent responding are Service members who answered the question.

NR: Not reportable



**30. In the past month, how often have you...****f. Found that you could not cope with all of the things you had to do?**

1. Never

2. Almost never

3. Sometimes

4. Fairly often

5. Very often

	Percent Responding		Percentages					Max ME	Degree of Occurrence		
			1	2	3	4	5				
<b>TOTAL DOD</b>	100	±1	31	34	26	7	3	±2	2.2	±0.1	
<b>Female</b>	100	±1	24	34	29	9	4	±2	2.4	±0.1	
<b>Male</b>	100	±1	32	34	25	6	3	±2	2.1	±0.1	
<b>TOTAL COAST GUARD</b>	100	±1	28	37	27	6	2	±3	2.2	±0.1	
<b>Enlisted</b>	100	±1	28	36	27	6	3	±3	2.2	±0.1	
<b>E1 – E4</b>	100	±1	25	34	32	7	2	±7	2.3	±0.2	
E1 – E3	100	±0	NR	31	32	5	2	±12	2.2	±0.4	
E4	100	±1	22	35	32	8	2	±6	2.3	±0.2	
<b>E5 – E9</b>	100	±1	30	37	25	6	3	±3	2.1	±0.1	
E5 – E6	100	±1	28	38	26	6	3	±4	2.2	±0.1	
E7 – E9	99	±1	35	35	22	6	2	±5	2.0	±0.1	
<b>Officers</b>	100	±1	27	39	25	7	1	±5	2.2	±0.1	
<b>O1 – O3</b>	100	±1	25	42	26	5	2	±8	2.2	±0.2	
<b>O4 – O6</b>	99	±2	29	36	25	9	2	±7	2.2	±0.2	
<b>Non-Hispanic White</b>	100	±1	28	37	26	6	2	±3	2.2	±0.1	
<b>Total Minority</b>	100	±1	26	36	30	6	2	±8	2.2	±0.2	
Non-Hispanic Black	100	±1	29	29	35	5	2	±11	2.2	±0.2	
Hispanic	100	±0	26	36	29	8	2	±16	2.2	±0.3	
<b>COAST GUARD FEMALES</b>	99	±1	20	34	35	9	3	±6	2.4	±0.2	
<b>Enlisted</b>	99	±2	20	34	34	9	3	±7	2.4	±0.2	
<b>E1 – E4</b>	100	±0	17	34	38	8	4	±12	2.5	±0.3	
<b>E5 – E9</b>	99	±2	22	35	31	10	2	±9	2.3	±0.2	
<b>Officers</b>	100	±1	17	33	38	8	4	±14	2.5	±0.3	
<b>O1 – O3</b>	100	±1	11	NR	NR	6	NR	±13	2.6	±0.3	
<b>O4 – O6</b>	100	±0	NR	22	21	NR	5	±10	NR		
<b>COAST GUARD MALES</b>	100	±1	29	37	26	6	2	±3	2.2	±0.1	
<b>Enlisted</b>	100	±1	29	36	27	6	2	±3	2.2	±0.1	
<b>E1 – E4</b>	100	±1	26	34	31	7	2	±8	2.3	±0.2	
<b>E5 – E9</b>	100	±1	30	38	24	5	3	±3	2.1	±0.1	
<b>Officers</b>	100	±1	29	40	23	7	1	±6	2.1	±0.1	
<b>O1 – O3</b>	100	±0	28	43	22	5	1	±9	2.1	±0.2	
<b>O4 – O6</b>	99	±3	28	38	25	8	1	±8	2.2	±0.2	

Note. Percent responding are Service members who answered the question.

NR: Not reportable

30. In the past month, how often have you...

g. Been able to control irritations in your life?

1. Never  
4. Fairly often

2. Almost never  
5. Very often

3. Sometimes

	Percent Responding		Percentages					Max ME	Degree of Occurrence		
			1	2	3	4	5				
<b>TOTAL DOD</b>	99	±1	6	10	29	36	20	±2	3.5	±0.1	
Female	99	±1	4	10	34	35	17	±2	3.5	±0.1	
Male	99	±1	6	10	28	36	20	±2	3.5	±0.1	
<b>TOTAL COAST GUARD</b>	99	±1	3	8	30	40	19	±3	3.6	±0.1	
Enlisted	99	±1	3	8	31	38	19	±3	3.6	±0.1	
E1 – E4	99	±1	3	10	36	33	19	±7	3.5	±0.2	
E1 – E3	100	±0	NR	9	34	32	NR	±13	3.7	±0.4	
E4	99	±2	4	10	37	33	16	±6	3.5	±0.2	
E5 – E9	99	±1	4	7	28	41	20	±3	3.7	±0.1	
E5 – E6	99	±1	4	6	30	40	20	±4	3.6	±0.1	
E7 – E9	99	±2	4	9	23	44	19	±5	3.7	±0.1	
Officers	99	±1	2	6	25	46	20	±5	3.8	±0.1	
O1 – O3	99	±2	2	5	21	49	23	±8	3.9	±0.2	
O4 – O6	98	±3	2	5	28	45	20	±7	3.8	±0.2	
Non-Hispanic White	99	±1	3	7	29	41	19	±3	3.7	±0.1	
Total Minority	99	±1	4	8	31	35	21	±8	3.6	±0.2	
Non-Hispanic Black	98	±2	5	5	37	28	26	±11	3.7	±0.3	
Hispanic	100	±0	4	9	29	36	22	±17	3.6	±0.3	
<b>COAST GUARD FEMALES</b>	99	±2	1	7	35	43	15	±6	3.6	±0.1	
Enlisted	99	±2	1	7	36	42	14	±7	3.6	±0.2	
E1 – E4	100	±0	1	8	40	43	8	±12	3.5	±0.2	
E5 – E9	98	±2	1	7	33	42	18	±8	3.7	±0.2	
Officers	98	±4	1	4	30	46	19	±14	3.8	±0.2	
O1 – O3	97	±6	0	6	29	NR	15	±18	3.7	±0.3	
O4 – O6	100	±0	2	2	NR	NR	NR	±2	4.0	±0.4	
<b>COAST GUARD MALES</b>	99	±1	3	8	29	39	20	±3	3.6	±0.1	
Enlisted	99	±1	4	8	30	38	20	±4	3.6	±0.1	
E1 – E4	99	±1	3	10	36	31	20	±8	3.6	±0.2	
E5 – E9	99	±1	4	7	28	41	20	±3	3.6	±0.1	
Officers	99	±1	2	6	24	46	21	±6	3.8	±0.1	
O1 – O3	100	±0	3	5	19	49	25	±9	3.9	±0.2	
O4 – O6	98	±3	2	5	28	46	19	±8	3.8	±0.2	

Note. Percent responding are Service members who answered the question.  
NR: Not reportable

**30. In the past month, how often have you...****h. Felt that you were on top of things?**

1. Never

2. Almost never

3. Sometimes

4. Fairly often

5. Very often

	Percent Responding		Percentages					Max ME	Degree of Occurrence		
			1	2	3	4	5				
<b>TOTAL DOD</b>	99	±1	3	7	30	42	19	±2	3.7	±0.1	
Female	99	±1	2	7	34	40	16	±2	3.6	±0.1	
Male	99	±1	3	7	29	42	20	±2	3.7	±0.1	
<b>TOTAL COAST GUARD</b>	99	±1	1	5	29	46	19	±3	3.7	±0.1	
Enlisted	99	±1	2	6	30	45	17	±3	3.7	±0.1	
E1 – E4	99	±1	1	8	35	42	14	±6	3.6	±0.1	
E1 – E3	99	±2	1	11	31	46	12	±15	3.6	±0.2	
E4	99	±2	2	7	37	40	14	±6	3.6	±0.1	
E5 – E9	99	±1	2	4	27	47	20	±3	3.8	±0.1	
E5 – E6	99	±1	2	5	28	47	19	±4	3.8	±0.1	
E7 – E9	99	±1	2	3	23	50	22	±5	3.9	±0.1	
Officers	100	±1	1	4	24	49	22	±5	3.9	±0.1	
O1 – O3	100	±1	1	4	24	51	21	±8	3.9	±0.2	
O4 – O6	99	±2	1	3	27	46	24	±7	3.9	±0.2	
Non-Hispanic White	99	±1	2	6	27	46	19	±3	3.8	±0.1	
Total Minority	98	±2	1	4	35	45	15	±7	3.7	±0.1	
Non-Hispanic Black	99	±2	0	2	36	41	20	±11	3.8	±0.2	
Hispanic	97	±3	2	4	35	49	10	±11	3.6	±0.2	
<b>COAST GUARD FEMALES</b>	98	±2	0	7	28	48	17	±6	3.8	±0.1	
Enlisted	98	±2	0	7	29	47	17	±7	3.7	±0.2	
E1 – E4	99	±3	NR	9	34	43	14	±12	3.6	±0.2	
E5 – E9	97	±3	1	5	25	50	19	±8	3.8	±0.2	
Officers	100	±1	1	5	24	52	18	±14	3.8	±0.2	
O1 – O3	100	±1	0	6	22	NR	14	±18	3.8	±0.3	
O4 – O6	100	±0	2	4	NR	NR	NR	±3	3.9	±0.4	
<b>COAST GUARD MALES</b>	99	±1	2	5	29	46	19	±3	3.7	±0.1	
Enlisted	99	±1	2	6	30	45	18	±3	3.7	±0.1	
E1 – E4	99	±1	2	8	35	41	14	±7	3.6	±0.1	
E5 – E9	99	±1	2	4	27	47	20	±3	3.8	±0.1	
Officers	100	±1	1	4	24	49	23	±6	3.9	±0.1	
O1 – O3	100	±0	1	4	24	49	22	±9	3.9	±0.2	
O4 – O6	99	±3	1	2	27	46	23	±8	3.9	±0.2	

Note. Percent responding are Service members who answered the question.

NR: Not reportable

**30. In the past month, how often have you...**

**i. Been angered because of things that were outside of your control?**

1. Never  
4. Fairly often

2. Almost never  
5. Very often

3. Sometimes

	Percent Responding		Percentages					Max ME	Degree of Occurrence		
			1	2	3	4	5				
<b>TOTAL DOD</b>	100	±1	9	22	42	18	10	±2	3.0	±0.1	
Female	100	±1	7	21	44	17	11	±2	3.0	±0.1	
Male	100	±1	9	22	41	18	9	±2	3.0	±0.1	
<b>TOTAL COAST GUARD</b>	100	±1	8	27	45	15	6	±3	2.8	±0.1	
Enlisted	100	±1	7	24	46	16	7	±3	2.9	±0.1	
E1 – E4	100	±1	6	21	46	17	9	±6	3.0	±0.1	
E1 – E3	100	±0	7	23	43	17	10	±16	3.0	±0.3	
E4	100	±1	6	20	47	17	9	±6	3.0	±0.2	
E5 – E9	100	±1	8	26	45	15	5	±3	2.8	±0.1	
E5 – E6	100	±1	8	25	45	16	6	±4	2.9	±0.1	
E7 – E9	100	±1	9	30	48	12	2	±5	2.7	±0.1	
Officers	99	±1	8	36	42	11	2	±5	2.6	±0.1	
O1 – O3	99	±2	11	33	42	12	3	±8	2.6	±0.2	
O4 – O6	99	±2	9	38	41	11	1	±7	2.6	±0.2	
Non-Hispanic White	100	±1	8	27	45	14	6	±3	2.8	±0.1	
Total Minority	100	±1	6	26	46	18	4	±7	2.9	±0.1	
Non-Hispanic Black	100	±1	12	26	44	15	4	±10	2.7	±0.2	
Hispanic	100	±1	6	23	51	15	5	±11	2.9	±0.2	
<b>COAST GUARD FEMALES</b>	99	±1	4	25	49	16	6	±6	2.9	±0.1	
Enlisted	99	±2	2	27	47	18	6	±7	3.0	±0.2	
E1 – E4	100	±0	1	28	46	18	7	±12	3.0	±0.2	
E5 – E9	99	±2	3	27	48	18	6	±9	3.0	±0.2	
Officers	100	±1	12	17	56	11	4	±13	2.8	±0.3	
O1 – O3	100	±1	6	17	63	10	5	±17	2.9	±0.3	
O4 – O6	100	±0	NR	19	NR	9	4	±9	NR		
<b>COAST GUARD MALES</b>	100	±1	8	27	44	15	6	±3	2.8	±0.1	
Enlisted	100	±1	8	24	45	16	7	±3	2.9	±0.1	
E1 – E4	100	±1	7	20	46	17	9	±7	3.0	±0.2	
E5 – E9	100	±1	9	26	45	15	5	±3	2.8	±0.1	
Officers	99	±1	8	39	40	11	2	±6	2.6	±0.1	
O1 – O3	99	±2	12	36	37	13	2	±9	2.6	±0.2	
O4 – O6	99	±3	7	40	41	11	1	±8	2.6	±0.2	

Note. Percent responding are Service members who answered the question.

NR: Not reportable

**30. In the past month, how often have you...****j. Felt difficulties were piling up so high that you could not overcome them?**

1. Never

2. Almost never

3. Sometimes

4. Fairly often

5. Very often

	Percent Responding		Percentages					Max ME	Degree of Occurrence		
			1	2	3	4	5				
<b>TOTAL DOD</b>	100	±1	28	35	26	7	3	±1	2.2	±0.1	
Female	100	±1	24	35	28	8	5	±2	2.3	±0.1	
Male	100	±1	29	35	26	7	3	±2	2.2	±0.1	
<b>TOTAL COAST GUARD</b>	100	±1	26	40	26	5	3	±3	2.2	±0.1	
Enlisted	100	±1	25	39	27	5	3	±3	2.2	±0.1	
E1 – E4	100	±0	24	35	31	6	4	±7	2.3	±0.2	
E1 – E3	100	±0	NR	29	34	7	5	±13	2.4	±0.4	
E4	100	±0	23	37	30	6	3	±6	2.3	±0.2	
E5 – E9	100	±1	26	42	25	5	3	±3	2.2	±0.1	
E5 – E6	100	±1	25	43	25	5	3	±4	2.2	±0.1	
E7 – E9	100	±1	32	38	24	4	2	±5	2.1	±0.1	
Officers	100	±1	29	41	24	5	2	±5	2.1	±0.1	
O1 – O3	100	±1	26	44	23	4	2	±8	2.1	±0.2	
O4 – O6	99	±2	30	36	26	7	1	±7	2.1	±0.2	
Non-Hispanic White	100	±1	26	41	25	5	3	±3	2.2	±0.1	
Total Minority	100	±1	26	35	32	6	3	±8	2.2	±0.2	
Non-Hispanic Black	100	±1	27	33	28	10	2	±10	2.3	±0.2	
Hispanic	100	±0	28	36	29	3	3	±15	2.2	±0.3	
<b>COAST GUARD FEMALES</b>	99	±1	23	41	23	10	3	±6	2.3	±0.2	
Enlisted	99	±2	23	42	21	11	2	±7	2.3	±0.2	
E1 – E4	100	±0	19	44	21	15	1	±12	2.4	±0.3	
E5 – E9	99	±2	26	41	22	9	3	±9	2.2	±0.2	
Officers	100	±1	22	39	28	5	6	±14	2.3	±0.3	
O1 – O3	100	±1	16	NR	21	6	NR	±17	2.4	±0.4	
O4 – O6	100	±0	NR	20	NR	3	3	±10	2.0	±0.4	
<b>COAST GUARD MALES</b>	100	±1	26	39	27	5	3	±3	2.2	±0.1	
Enlisted	100	±1	26	39	28	4	3	±3	2.2	±0.1	
E1 – E4	100	±0	24	34	33	5	4	±8	2.3	±0.2	
E5 – E9	100	±1	26	42	25	4	3	±3	2.1	±0.1	
Officers	100	±1	29	41	23	5	2	±6	2.1	±0.1	
O1 – O3	100	±0	28	42	24	4	1	±9	2.1	±0.2	
O4 – O6	99	±3	28	38	26	7	1	±8	2.1	±0.2	

Note. Percent responding are Service members who answered the question.

NR: Not reportable

**30. Perceived Stress scale: Constructed from Q30a-j. Perceived Stress can be defined as Service members' stress levels, measured by their emotional experiences/reactions in the month prior to taking the survey.**

	Percent Responding		Mean	Max ME	Perceived Stress
<b>TOTAL DOD</b>	100	±1	15.4	±0.2	
Female	100	±1	16.3	±0.3	
Male	100	±1	15.2	±0.2	
<b>TOTAL COAST GUARD</b>	100	±1	14.7	±0.3	
Enlisted	100	±1	15.0	±0.4	
E1 – E4	100	±0	16.1	±0.8	
E1 – E3	100	±0	15.6	±2.1	
E4	100	±0	16.3	±0.7	
E5 – E9	100	±1	14.4	±0.4	
E5 – E6	100	±1	14.8	±0.4	
E7 – E9	100	±1	13.4	±0.6	
Officers	100	±1	13.3	±0.6	
O1 – O3	100	±1	13.4	±0.9	
O4 – O6	99	±2	13.1	±0.9	
Non-Hispanic White	100	±1	14.5	±0.4	
Total Minority	100	±1	15.1	±0.8	
Non-Hispanic Black	100	±1	14.7	±1.4	
Hispanic	100	±0	15.1	±1.5	
<b>COAST GUARD FEMALES</b>	100	±1	15.7	±0.8	
Enlisted	100	±1	16.0	±0.9	
E1 – E4	100	±0	16.9	±1.6	
E5 – E9	100	±1	15.3	±1.0	
Officers	100	±1	14.9	±1.5	
O1 – O3	100	±1	15.6	±1.7	
O4 – O6	100	±0	NR		
<b>COAST GUARD MALES</b>	100	±1	14.5	±0.4	
Enlisted	100	±1	14.9	±0.4	
E1 – E4	100	±0	15.9	±0.9	
E5 – E9	100	±1	14.3	±0.4	
Officers	100	±1	13.0	±0.6	
O1 – O3	100	±0	12.9	±1.0	
O4 – O6	99	±3	13.2	±0.9	

Note. Percent responding are Service members who answered the question. The scale ranges from 0 to 40. Higher scores indicate greater perceived stress. Cronbach's coefficient alpha = 0.87.  
NR: Not reportable

**31. How true or false is each of the following statements for you?****a. I am as healthy as anybody I know.**

1. Definitely false

2. Mostly false

3. Mostly true

4. Definitely true

	Percent Responding		Percentages				Max ME	Degree of Truth		
			1	2	3	4				
<b>TOTAL DOD</b>	100	±1	3	10	56	31	±2	3.1	±0.1	
Female	100	±1	4	10	58	29	±2	3.1	±0.1	
Male	100	±1	3	10	56	31	±2	3.2	±0.1	
<b>TOTAL COAST GUARD</b>	100	±1	2	10	63	25	±3	3.1	±0.1	
Enlisted	100	±1	2	10	65	24	±3	3.1	±0.1	
E1 – E4	100	±1	1	12	63	24	±6	3.1	±0.1	
E1 – E3	99	±2	NR	8	72	19	±12	3.1	±0.2	
E4	100	±0	1	13	59	26	±6	3.1	±0.1	
E5 – E9	100	±1	3	9	66	23	±3	3.1	±0.1	
E5 – E6	100	±1	2	8	66	24	±4	3.1	±0.1	
E7 – E9	100	±1	3	10	66	20	±5	3.0	±0.1	
Officers	100	±1	3	9	59	29	±5	3.1	±0.1	
O1 – O3	100	±1	2	7	60	31	±8	3.2	±0.1	
O4 – O6	100	±0	4	9	59	28	±7	3.1	±0.1	
Non-Hispanic White	100	±1	2	10	64	24	±3	3.1	±0.1	
Total Minority	100	±1	3	9	61	27	±6	3.1	±0.1	
Non-Hispanic Black	100	±0	1	11	53	35	±11	3.2	±0.2	
Hispanic	99	±2	2	8	65	25	±10	3.1	±0.1	
<b>COAST GUARD FEMALES</b>	100	±1	2	7	62	29	±6	3.2	±0.1	
Enlisted	100	±1	1	9	62	28	±7	3.2	±0.1	
E1 – E4	100	±0	NR	10	61	28	±12	3.2	±0.2	
E5 – E9	100	±1	2	8	63	28	±7	3.2	±0.1	
Officers	100	±1	3	2	62	33	±13	3.2	±0.2	
O1 – O3	100	±1	NR	1	69	26	±17	3.2	±0.3	
O4 – O6	100	±0	4	6	NR	NR	±4	3.3	±0.3	
<b>COAST GUARD MALES</b>	100	±1	2	10	64	24	±3	3.1	±0.1	
Enlisted	100	±1	2	10	65	23	±3	3.1	±0.1	
E1 – E4	100	±1	1	12	63	24	±6	3.1	±0.1	
E5 – E9	100	±1	3	9	66	23	±3	3.1	±0.1	
Officers	100	±0	3	10	58	29	±6	3.1	±0.1	
O1 – O3	100	±0	2	8	58	32	±9	3.2	±0.2	
O4 – O6	100	±0	4	10	61	26	±8	3.1	±0.1	

Note. Percent responding are Service members who answered the question.

NR: Not reportable
































31. How true or false is each of the following statements for you?

b. I seem to get sick a little easier than other people.

1. Definitely false  
4. Definitely true

2. Mostly false

3. Mostly true

	Percent Responding		Percentages				Max ME	Degree of Truth		
			1	2	3	4				
<b>TOTAL DOD</b>	99	±1	59	33	7	2	±2	1.5	±0.1	
Female	99	±1	47	37	13	3	±2	1.7	±0.1	
Male	99	±1	61	32	6	1	±2	1.5	±0.1	
<b>TOTAL COAST GUARD</b>	99	±1	59	35	5	1	±3	1.5	±0.1	
Enlisted	99	±1	59	35	5	1	±3	1.5	±0.1	
E1 – E4	98	±2	57	36	6	1	±7	1.5	±0.1	
E1 – E3	97	±3	47	46	6	NR	±15	1.6	±0.2	
E4	98	±2	62	32	5	1	±6	1.5	±0.1	
E5 – E9	99	±1	59	34	5	1	±3	1.5	±0.1	
E5 – E6	99	±1	59	34	5	2	±4	1.5	±0.1	
E7 – E9	99	±1	61	33	5	0	±5	1.4	±0.1	
Officers	100	±1	61	35	4	0	±5	1.4	±0.1	
O1 – O3	100	±1	61	35	4	0	±8	1.4	±0.1	
O4 – O6	100	±1	62	35	2	1	±7	1.4	±0.1	
Non-Hispanic White	99	±1	61	34	4	1	±3	1.5	±0.1	
Total Minority	98	±2	55	36	7	2	±7	1.5	±0.1	
Non-Hispanic Black	99	±2	56	31	10	2	±11	1.6	±0.2	
Hispanic	99	±2	55	40	4	1	±13	1.5	±0.2	
<b>COAST GUARD FEMALES</b>	99	±1	45	42	11	3	±6	1.7	±0.1	
Enlisted	99	±2	45	41	12	3	±7	1.7	±0.1	
E1 – E4	99	±3	37	42	18	3	±12	1.9	±0.2	
E5 – E9	99	±1	50	39	7	4	±8	1.6	±0.2	
Officers	100	±1	45	46	9	0	±13	1.6	±0.2	
O1 – O3	100	±1	NR	NR	NR	0	±1	1.7	±0.2	
O4 – O6	99	±1	NR	NR	NR	0	±0	NR		
<b>COAST GUARD MALES</b>	99	±1	61	34	4	1	±3	1.4	±0.1	
Enlisted	99	±1	61	34	5	1	±4	1.5	±0.1	
E1 – E4	98	±2	61	35	4	0	±7	1.4	±0.1	
E5 – E9	99	±1	60	33	5	1	±3	1.5	±0.1	
Officers	100	±0	64	33	3	0	±6	1.4	±0.1	
O1 – O3	100	±0	65	31	4	0	±9	1.4	±0.1	
O4 – O6	100	±0	63	35	1	1	±8	1.4	±0.1	

Note. Percent responding are Service members who answered the question.

NR: Not reportable



**31. How true or false is each of the following statements for you?****c. I expect my health to get worse.**

1. Definitely false

2. Mostly false

3. Mostly true

4. Definitely true

	Percent Responding		Percentages				Max ME	Degree of Truth		
			1	2	3	4				
<b>TOTAL DOD</b>	100	±1	57	30	11	3	±2	1.6	±0.1	
Female	100	±1	59	30	9	3	±2	1.6	±0.1	
Male	100	±1	56	30	11	3	±2	1.6	±0.1	
<b>TOTAL COAST GUARD</b>	100	±1	57	33	9	1	±3	1.6	±0.1	
Enlisted	100	±1	58	32	8	1	±3	1.5	±0.1	
E1 – E4	100	±1	61	32	6	1	±6	1.5	±0.1	
E1 – E3	99	±2	62	30	7	1	±13	1.5	±0.2	
E4	100	±0	60	33	5	1	±6	1.5	±0.1	
E5 – E9	100	±1	57	32	10	1	±3	1.6	±0.1	
E5 – E6	100	±1	59	30	9	1	±4	1.5	±0.1	
E7 – E9	100	±0	48	38	12	2	±5	1.7	±0.1	
Officers	100	±1	51	35	12	1	±5	1.6	±0.1	
O1 – O3	100	±1	60	31	8	2	±8	1.5	±0.2	
O4 – O6	100	±0	47	36	16	1	±7	1.7	±0.2	
Non-Hispanic White	100	±1	55	34	9	1	±3	1.6	±0.1	
Total Minority	99	±1	62	29	7	1	±6	1.5	±0.1	
Non-Hispanic Black	100	±0	66	26	7	1	±10	1.4	±0.2	
Hispanic	99	±2	66	30	4	0	±9	1.4	±0.1	
<b>COAST GUARD FEMALES</b>	100	±1	64	31	4	1	±6	1.4	±0.1	
Enlisted	100	±0	66	31	2	1	±7	1.4	±0.1	
E1 – E4	100	±0	69	30	1	NR	±12	1.3	±0.2	
E5 – E9	100	±0	64	32	3	1	±7	1.4	±0.1	
Officers	100	±1	56	31	13	0	±14	1.6	±0.2	
O1 – O3	100	±1	NR	24	NR	1	±17	1.6	±0.3	
O4 – O6	100	±0	NR	NR	7	0	±4	1.6	±0.2	
<b>COAST GUARD MALES</b>	100	±1	56	33	10	1	±3	1.6	±0.1	
Enlisted	100	±1	57	32	9	1	±3	1.6	±0.1	
E1 – E4	100	±1	59	33	6	2	±6	1.5	±0.1	
E5 – E9	100	±1	56	32	11	1	±3	1.6	±0.1	
Officers	100	±0	51	36	12	2	±6	1.6	±0.1	
O1 – O3	100	±0	60	32	6	2	±9	1.5	±0.2	
O4 – O6	100	±0	47	35	17	1	±8	1.7	±0.2	

Note. Percent responding are Service members who answered the question.

NR: Not reportable

































31. How true or false is each of the following statements for you?

d. My health is excellent.

1. Definitely false  
4. Definitely true

2. Mostly false

3. Mostly true

	Percent Responding		Percentages				Max ME	Degree of Truth		
			1	2	3	4				
<b>TOTAL DOD</b>	100	±1	4	9	54	32	±2	3.1	±0.1	
Female	100	±1	6	10	57	27	±2	3.0	±0.1	
Male	100	±1	4	9	54	33	±2	3.2	±0.1	
<b>TOTAL COAST GUARD</b>	100	±1	2	9	62	27	±3	3.1	±0.1	
Enlisted	100	±1	2	9	63	26	±3	3.1	±0.1	
E1 – E4	100	±1	2	11	61	27	±6	3.1	±0.1	
E1 – E3	100	±0	2	13	60	25	±13	3.1	±0.2	
E4	100	±1	2	10	61	27	±6	3.1	±0.1	
E5 – E9	100	±1	3	9	63	25	±3	3.1	±0.1	
E5 – E6	100	±1	2	8	62	27	±4	3.1	±0.1	
E7 – E9	100	±1	4	9	67	20	±5	3.0	±0.1	
Officers	100	±1	2	7	58	33	±5	3.2	±0.1	
O1 – O3	100	±1	2	6	55	37	±8	3.3	±0.2	
O4 – O6	100	±1	2	8	57	33	±7	3.2	±0.1	
Non-Hispanic White	100	±1	2	9	62	27	±3	3.1	±0.1	
Total Minority	100	±1	3	9	59	29	±6	3.1	±0.1	
Non-Hispanic Black	100	±0	3	10	59	29	±10	3.1	±0.2	
Hispanic	100	±0	1	7	64	28	±10	3.2	±0.1	
<b>COAST GUARD FEMALES</b>	100	±1	5	6	58	30	±6	3.1	±0.1	
Enlisted	100	±0	5	6	59	30	±7	3.1	±0.1	
E1 – E4	100	±0	5	6	63	26	±12	3.1	±0.2	
E5 – E9	100	±0	5	6	56	33	±8	3.2	±0.2	
Officers	100	±1	6	4	57	33	±13	3.2	±0.3	
O1 – O3	100	±1	NR	NR	NR	26	±17	3.1	±0.3	
O4 – O6	99	±1	1	4	NR	NR	±3	3.4	±0.3	
<b>COAST GUARD MALES</b>	100	±1	2	9	62	27	±3	3.1	±0.1	
Enlisted	100	±1	2	10	63	25	±3	3.1	±0.1	
E1 – E4	100	±1	1	11	61	27	±6	3.1	±0.1	
E5 – E9	100	±1	2	9	64	24	±3	3.1	±0.1	
Officers	100	±1	2	7	58	33	±6	3.2	±0.1	
O1 – O3	100	±0	1	7	53	40	±9	3.3	±0.2	
O4 – O6	100	±1	2	8	59	32	±8	3.2	±0.1	

Note. Percent responding are Service members who answered the question.

NR: Not reportable

**31. General Health scale: Constructed from Q31a-d. The General Health scale is designed to provide a self-assessment of overall physical well-being.**

	Percent Responding		Mean	Max ME	General Health
<b>TOTAL DOD</b>	100	±1	3.3	±0.1	
Female	100	±1	3.2	±0.1	
Male	100	±1	3.3	±0.1	
<b>TOTAL COAST GUARD</b>	100	±1	3.3	±0.1	
Enlisted	100	±1	3.3	±0.1	
E1 – E4	100	±1	3.3	±0.1	
E1 – E3	99	±2	3.3	±0.1	
E4	100	±0	3.3	±0.1	
E5 – E9	100	±1	3.3	±0.1	
E5 – E6	100	±1	3.3	±0.1	
E7 – E9	100	±0	3.2	±0.1	
Officers	100	±1	3.3	±0.1	
O1 – O3	100	±1	3.4	±0.1	
O4 – O6	100	±0	3.3	±0.1	
Non-Hispanic White	100	±1	3.3	±0.1	
Total Minority	100	±1	3.3	±0.1	
Non-Hispanic Black	100	±0	3.3	±0.2	
Hispanic	99	±2	3.4	±0.1	
<b>COAST GUARD FEMALES</b>	100	±1	3.3	±0.1	
Enlisted	100	±0	3.3	±0.1	
E1 – E4	100	±0	3.3	±0.2	
E5 – E9	100	±0	3.3	±0.1	
Officers	100	±1	3.3	±0.2	
O1 – O3	100	±1	3.3	±0.2	
O4 – O6	100	±0	3.4	±0.2	
<b>COAST GUARD MALES</b>	100	±1	3.3	±0.1	
Enlisted	100	±1	3.3	±0.1	
E1 – E4	100	±1	3.3	±0.1	
E5 – E9	100	±1	3.3	±0.1	
Officers	100	±0	3.3	±0.1	
O1 – O3	100	±0	3.4	±0.1	
O4 – O6	100	±0	3.3	±0.1	

Note. Percent responding are Service members who answered the question. The scale ranges from 1 to 4. Higher scores indicate more positive perceptions of health. Cronbach's coefficient alpha = 0.79.

### 32. Overall, how would you rate the current level of stress in your...

#### a. Work life?

1. Much less than usual  
4. More than usual

2. Less than usual  
5. Much more than usual

3. About the same as usual

	Percent Responding		Percentages					Max ME	Average Level of Stress		
			1	2	3	4	5				
<b>TOTAL DOD</b>	100	±1	7	13	43	26	12	±2	3.2	±0.1	
Female	100	±1	7	11	43	26	14	±2	3.3	±0.1	
Male	100	±1	7	13	43	26	11	±2	3.2	±0.1	
<b>TOTAL COAST GUARD</b>	100	±1	5	12	47	27	9	±3	3.2	±0.1	
Enlisted	100	±1	6	13	49	25	8	±3	3.2	±0.1	
E1 – E4	100	±1	5	13	45	26	10	±6	3.2	±0.1	
E1 – E3	99	±2	6	16	44	25	9	±16	3.1	±0.2	
E4	100	±1	4	12	46	27	11	±6	3.3	±0.1	
E5 – E9	100	±1	6	12	50	24	7	±3	3.1	±0.1	
E5 – E6	100	±1	6	12	49	26	7	±4	3.2	±0.1	
E7 – E9	100	±1	8	11	56	17	8	±5	3.1	±0.1	
Officers	100	±1	3	11	41	33	11	±5	3.4	±0.1	
O1 – O3	100	±1	5	11	38	34	10	±8	3.3	±0.2	
O4 – O6	100	±1	2	10	41	33	14	±7	3.5	±0.2	
Non-Hispanic White	100	±1	5	12	47	27	9	±3	3.2	±0.1	
Total Minority	100	±1	7	14	47	23	9	±6	3.1	±0.1	
Non-Hispanic Black	100	±0	10	18	45	17	11	±10	3.0	±0.3	
Hispanic	100	±1	7	12	52	23	7	±11	3.1	±0.2	
<b>COAST GUARD FEMALES</b>	100	±1	4	14	43	26	14	±6	3.3	±0.2	
Enlisted	100	±0	5	16	42	22	14	±7	3.2	±0.2	
E1 – E4	100	±0	6	17	42	19	16	±12	3.2	±0.3	
E5 – E9	100	±0	5	15	43	25	13	±9	3.3	±0.2	
Officers	100	±1	1	6	43	39	11	±14	3.5	±0.2	
O1 – O3	100	±1	1	7	NR	NR	12	±16	3.6	±0.3	
O4 – O6	100	±0	3	7	60	18	12	±16	3.3	±0.2	
<b>COAST GUARD MALES</b>	100	±1	5	12	48	27	8	±3	3.2	±0.1	
Enlisted	100	±1	6	12	49	25	8	±3	3.2	±0.1	
E1 – E4	100	±1	5	13	46	27	9	±7	3.2	±0.1	
E5 – E9	100	±1	6	12	51	24	7	±3	3.1	±0.1	
Officers	100	±1	4	12	41	33	11	±6	3.3	±0.1	
O1 – O3	100	±0	6	13	38	33	10	±9	3.3	±0.2	
O4 – O6	100	±1	2	11	39	34	14	±8	3.5	±0.2	

Note. Percent responding are Service members who answered the question.

NR: Not reportable

**32. Overall, how would you rate the current level of stress in your...****b. Personal life?**

1. Much less than usual  
4. More than usual

2. Less than usual  
5. Much more than usual

3. About the same as usual

	Percent Responding		Percentages					Max ME	Average Level of Stress		
			1	2	3	4	5				
<b>TOTAL DOD</b>	100	±1	10	17	43	22	8	±2	3.0	±0.1	
Female	100	±1	10	16	40	23	10	±2	3.1	±0.1	
Male	100	±1	10	17	43	22	8	±2	3.0	±0.1	
<b>TOTAL COAST GUARD</b>	100	±1	8	14	46	25	8	±3	3.1	±0.1	
Enlisted	100	±1	8	15	45	24	8	±3	3.1	±0.1	
E1 – E4	100	±1	9	14	45	23	9	±6	3.1	±0.1	
E1 – E3	100	±0	11	11	46	24	7	±15	3.0	±0.3	
E4	100	±1	8	14	44	23	10	±6	3.1	±0.2	
E5 – E9	100	±1	8	15	45	25	7	±3	3.1	±0.1	
E5 – E6	100	±1	8	15	45	25	7	±4	3.1	±0.1	
E7 – E9	100	±0	8	16	47	23	7	±5	3.0	±0.1	
Officers	100	±1	5	11	51	27	6	±5	3.2	±0.1	
O1 – O3	100	±1	6	12	53	26	4	±8	3.1	±0.2	
O4 – O6	100	±1	4	10	49	29	8	±7	3.3	±0.2	
Non-Hispanic White	100	±1	7	14	46	25	8	±3	3.1	±0.1	
Total Minority	100	±1	10	12	47	22	8	±6	3.0	±0.1	
Non-Hispanic Black	100	±0	10	14	42	29	6	±11	3.1	±0.2	
Hispanic	100	±0	11	11	50	20	8	±11	3.0	±0.2	
<b>COAST GUARD FEMALES</b>	100	±1	10	11	48	22	9	±6	3.1	±0.2	
Enlisted	100	±0	11	12	47	20	10	±7	3.1	±0.2	
E1 – E4	100	±0	16	12	45	18	10	±12	2.9	±0.3	
E5 – E9	100	±0	8	11	48	22	10	±8	3.2	±0.2	
Officers	100	±1	4	11	51	29	4	±14	3.2	±0.2	
O1 – O3	100	±1	NR	11	NR	NR	2	±16	3.2	±0.3	
O4 – O6	100	±0	5	5	NR	NR	8	±5	3.3	±0.2	
<b>COAST GUARD MALES</b>	100	±1	7	14	46	25	8	±3	3.1	±0.1	
Enlisted	100	±1	8	15	45	25	8	±3	3.1	±0.1	
E1 – E4	100	±1	8	14	45	24	9	±7	3.1	±0.2	
E5 – E9	100	±1	8	16	45	25	7	±3	3.1	±0.1	
Officers	100	±1	5	11	51	26	7	±6	3.2	±0.1	
O1 – O3	100	±0	7	12	53	24	4	±9	3.1	±0.2	
O4 – O6	100	±1	4	10	49	29	8	±8	3.3	±0.2	

Note. Percent responding are Service members who answered the question.

NR: Not reportable

**33. During the past 12 months, did any of the following happen to you? If it did, do you believe your gender was a factor?**

**a. You were rated lower than you deserved on your last evaluation.**

1. Yes, and your gender was a factor      2. Yes, but your gender was NOT a factor      3. No, or does not apply

	Percent Responding		Percentages			Max ME	Experienced Behavior		
			1	2	3				
<b>TOTAL DOD</b>	100	±1	2	17	81	±1	19.0	±1.0	
Female	100	±1	5	15	80	±2	20.0	±2.0	
Male	100	±1	1	18	81	±1	19.0	±1.0	
<b>TOTAL COAST GUARD</b>	100	±1	2	19	79	±2	21.0	±2.0	
Enlisted	100	±1	2	21	78	±3	22.0	±3.0	
E1 – E4	100	±0	3	20	77	±5	23.0	±5.0	
E1 – E3	100	±0	5	18	77	±11	23.0	±11.0	
E4	100	±0	2	21	77	±5	23.0	±5.0	
E5 – E9	100	±1	1	21	78	±3	22.0	±3.0	
E5 – E6	100	±1	2	22	76	±3	24.0	±3.0	
E7 – E9	100	±1	1	16	83	±4	17.0	±4.0	
Officers	100	±1	2	14	84	±4	16.0	±4.0	
O1 – O3	100	±1	2	14	83	±6	17.0	±6.0	
O4 – O6	100	±1	2	14	84	±6	16.0	±6.0	
Non-Hispanic White	100	±1	2	19	79	±3	21.0	±3.0	
Total Minority	100	±1	2	20	78	±5	22.0	±5.0	
Non-Hispanic Black	100	±0	1	24	74	±10	26.0	±10.0	
Hispanic	100	±0	2	21	76	±8	24.0	±8.0	
<b>COAST GUARD FEMALES</b>	100	±1	7	17	76	±5	24.0	±5.0	
Enlisted	100	±0	6	19	75	±6	25.0	±6.0	
E1 – E4	100	±0	7	18	75	±11	25.0	±11.0	
E5 – E9	100	±0	6	20	74	±7	26.0	±7.0	
Officers	100	±1	10	11	80	±13	20.0	±13.0	
O1 – O3	100	±1	6	NR	85	±17	15.0	±17.0	
O4 – O6	99	±1	10	NR	NR	±6	NR		
<b>COAST GUARD MALES</b>	100	±1	1	20	79	±2	21.0	±2.0	
Enlisted	100	±1	1	21	78	±3	22.0	±3.0	
E1 – E4	100	±0	2	21	77	±5	23.0	±5.0	
E5 – E9	100	±1	1	21	78	±3	22.0	±3.0	
Officers	100	±0	1	15	84	±4	16.0	±4.0	
O1 – O3	100	±0	2	16	83	±7	17.0	±7.0	
O4 – O6	100	±0	1	14	85	±6	15.0	±6.0	

Note. Percent responding are Service members who answered the question.

NR: Not reportable

**33. During the past 12 months, did any of the following happen to you? If it did, do you believe your gender was a factor?**  
**b. Your last evaluation contained unjustified negative comments.**

1. Yes, and your gender was a factor      2. Yes, but your gender was NOT a factor      3. No, or does not apply

	Percent Responding		Percentages			Max ME	Experienced Behavior		
			1	2	3				
<b>TOTAL DOD</b>	100	±1	1	7	92	±1	8.0	±1.0	
Female	100	±1	3	6	92	±1	8.0	±1.0	
Male	100	±1	1	7	92	±1	8.0	±1.0	
<b>TOTAL COAST GUARD</b>	100	±1	1	8	91	±2	9.0	±2.0	
Enlisted	99	±1	1	9	91	±2	9.0	±2.0	
E1 – E4	100	±1	1	10	88	±4	12.0	±4.0	
E1 – E3	100	±0	3	14	83	±11	17.0	±11.0	
E4	99	±1	0	9	91	±4	9.0	±4.0	
E5 – E9	99	±1	1	7	92	±2	8.0	±2.0	
E5 – E6	99	±1	1	8	91	±3	9.0	±3.0	
E7 – E9	100	±1	0	6	94	±3	6.0	±3.0	
Officers	100	±1	1	4	94	±3	6.0	±3.0	
O1 – O3	100	±1	2	5	92	±5	8.0	±5.0	
O4 – O6	100	±1	1	1	98	±2	2.0	±2.0	
Non-Hispanic White	100	±1	1	7	92	±2	8.0	±2.0	
Total Minority	99	±1	2	10	88	±4	12.0	±4.0	
Non-Hispanic Black	99	±2	1	11	88	±9	12.0	±9.0	
Hispanic	99	±2	2	10	88	±7	12.0	±7.0	
<b>COAST GUARD FEMALES</b>	100	±1	3	7	90	±5	10.0	±5.0	
Enlisted	100	±1	3	8	89	±5	11.0	±5.0	
E1 – E4	100	±0	2	12	86	±11	14.0	±11.0	
E5 – E9	99	±1	3	5	92	±5	8.0	±5.0	
Officers	100	±1	3	6	91	±13	9.0	±13.0	
O1 – O3	100	±1	NR	NR	NR		NR		
O4 – O6	99	±1	2	1	97	±3	3.0	±3.0	
<b>COAST GUARD MALES</b>	99	±1	1	8	92	±2	8.0	±2.0	
Enlisted	99	±1	1	9	91	±2	9.0	±2.0	
E1 – E4	100	±1	1	10	89	±4	11.0	±4.0	
E5 – E9	99	±1	0	8	92	±2	8.0	±2.0	
Officers	100	±1	1	4	95	±3	5.0	±3.0	
O1 – O3	100	±0	2	6	93	±6	7.0	±6.0	
O4 – O6	100	±0	1	1	98	±3	2.0	±3.0	

Note. Percent responding are Service members who answered the question.

NR: Not reportable

**33. During the past 12 months, did any of the following happen to you? If it did, do you believe your gender was a factor?**  
**c. You were held to a higher performance standard than others.**

1. Yes, and your gender was a factor      2. Yes, but your gender was NOT a factor      3. No, or does not apply































	Percent Responding		Percentages			Max ME	Experienced Behavior		
			1	2	3				
<b>TOTAL DOD</b>	99	±1	2	31	66	±2	34.0	±2.0	
Female	99	±1	5	27	67	±2	33.0	±2.0	
Male	99	±1	2	32	66	±2	34.0	±2.0	
<b>TOTAL COAST GUARD</b>	100	±1	2	33	65	±3	35.0	±3.0	
Enlisted	100	±1	2	37	61	±3	39.0	±3.0	
E1 – E4	99	±1	2	38	60	±6	40.0	±6.0	
E1 – E3	99	±2	3	50	48	±14	52.0	±14.0	
E4	99	±1	2	33	65	±6	35.0	±6.0	
E5 – E9	100	±1	2	36	62	±3	38.0	±3.0	
E5 – E6	100	±1	2	39	59	±4	41.0	±4.0	
E7 – E9	100	±1	1	26	72	±5	28.0	±5.0	
Officers	100	±1	2	20	78	±5	22.0	±5.0	
O1 – O3	100	±1	4	25	71	±8	29.0	±8.0	
O4 – O6	100	±1	1	13	86	±6	14.0	±6.0	
Non-Hispanic White	100	±1	2	31	67	±3	33.0	±3.0	
Total Minority	100	±1	3	39	58	±7	42.0	±7.0	
Non-Hispanic Black	100	±0	1	48	51	±10	49.0	±10.0	
Hispanic	100	±0	2	39	59	±13	41.0	±13.0	
<b>COAST GUARD FEMALES</b>	99	±2	7	27	67	±6	33.0	±6.0	
Enlisted	99	±2	6	28	66	±7	34.0	±7.0	
E1 – E4	98	±4	5	31	64	±12	36.0	±12.0	
E5 – E9	99	±2	7	26	67	±7	33.0	±7.0	
Officers	100	±1	10	21	69	±14	31.0	±13.0	
O1 – O3	100	±1	11	25	64	±18	36.0	±17.0	
O4 – O6	100	±0	7	NR	NR	±5	NR		
<b>COAST GUARD MALES</b>	100	±1	2	34	65	±3	35.0	±3.0	
Enlisted	100	±1	2	38	61	±4	39.0	±3.0	
E1 – E4	99	±1	2	39	59	±7	41.0	±7.0	
E5 – E9	100	±1	2	37	61	±3	39.0	±3.0	
Officers	100	±1	1	20	79	±5	21.0	±5.0	
O1 – O3	100	±0	2	26	73	±8	27.0	±8.0	
O4 – O6	100	±1	1	13	87	±6	13.0	±6.0	

Note. Percent responding are Service members who answered the question.  
 NR: Not reportable



**33. During the past 12 months, did any of the following happen to you? If it did, do you believe your gender was a factor?**  
**d. You did not get an award or decoration given to others in similar circumstances.**

1. Yes, and your gender was a factor      2. Yes, but your gender was NOT a factor      3. No, or does not apply

































	Percent Responding		Percentages			Max ME	Experienced Behavior		
			1	2	3				
<b>TOTAL DOD</b>	99	±1	2	21	76	±1	24.0	±1.0	
Female	99	±1	5	17	79	±2	21.0	±2.0	
Male	99	±1	2	22	76	±2	24.0	±2.0	
<b>TOTAL COAST GUARD</b>	100	±1	2	18	80	±3	20.0	±3.0	
Enlisted	100	±1	2	19	79	±3	21.0	±3.0	
E1 – E4	99	±1	2	20	78	±7	22.0	±7.0	
E1 – E3	100	±0	1	NR	NR	±5	NR		
E4	99	±1	2	18	80	±5	20.0	±5.0	
E5 – E9	100	±1	1	19	80	±3	20.0	±3.0	
E5 – E6	100	±1	2	21	77	±3	23.0	±3.0	
E7 – E9	100	±1	0	11	88	±4	12.0	±4.0	
Officers	100	±1	2	15	83	±4	17.0	±4.0	
O1 – O3	100	±1	4	18	78	±7	22.0	±7.0	
O4 – O6	100	±0	1	11	88	±4	12.0	±4.0	
Non-Hispanic White	100	±1	1	17	81	±2	19.0	±2.0	
Total Minority	99	±1	2	21	76	±8	24.0	±8.0	
Non-Hispanic Black	100	±0	3	19	78	±9	22.0	±9.0	
Hispanic	99	±2	3	26	71	±16	29.0	±15.0	
<b>COAST GUARD FEMALES</b>	99	±1	5	18	77	±6	23.0	±6.0	
Enlisted	99	±2	4	17	79	±6	21.0	±6.0	
E1 – E4	99	±3	5	18	77	±11	23.0	±11.0	
E5 – E9	100	±1	4	16	80	±6	20.0	±6.0	
Officers	100	±1	7	24	69	±14	31.0	±14.0	
O1 – O3	100	±1	NR	28	NR	±18	NR		
O4 – O6	100	±0	4	5	91	±5	9.0	±5.0	
<b>COAST GUARD MALES</b>	100	±1	1	18	80	±3	20.0	±3.0	
Enlisted	100	±1	1	20	79	±4	21.0	±4.0	
E1 – E4	100	±1	1	20	79	±8	21.0	±8.0	
E5 – E9	100	±1	1	19	80	±3	20.0	±3.0	
Officers	100	±1	1	14	85	±4	15.0	±4.0	
O1 – O3	100	±0	2	16	82	±7	18.0	±7.0	
O4 – O6	100	±0	1	12	88	±5	12.0	±5.0	

Note. Percent responding are Service members who answered the question.

NR: Not reportable

**33. During the past 12 months, did any of the following happen to you? If it did, do you believe your gender was a factor?**  
**e. Your current assignment has not made use of your job skills.**

































1. Yes, and your gender was a factor      2. Yes, but your gender was NOT a factor      3. No, or does not apply

	Percent Responding		Percentages			Max ME	Experienced Behavior		
			1	2	3				
<b>TOTAL DOD</b>	99	±1	1	24	75	±1	25.0	±1.0	
<b>Female</b>	99	±1	4	21	76	±2	24.0	±2.0	
<b>Male</b>	99	±1	1	25	74	±2	26.0	±2.0	
<b>TOTAL COAST GUARD</b>	100	±1	1	21	78	±2	22.0	±2.0	
<b>Enlisted</b>	99	±1	1	22	78	±3	22.0	±3.0	
<b>E1 – E4</b>	99	±1	1	26	73	±5	27.0	±5.0	
E1 – E3	99	±2	1	32	67	±13	33.0	±13.0	
E4	99	±1	1	23	76	±5	24.0	±5.0	
<b>E5 – E9</b>	99	±1	1	19	80	±3	20.0	±3.0	
E5 – E6	99	±1	1	20	79	±3	21.0	±3.0	
E7 – E9	100	±1	0	15	85	±4	15.0	±4.0	
<b>Officers</b>	100	±1	1	17	82	±5	18.0	±5.0	
<b>O1 – O3</b>	100	±1	1	20	79	±7	21.0	±7.0	
<b>O4 – O6</b>	100	±1	1	15	84	±7	16.0	±7.0	
<b>Non-Hispanic White</b>	100	±1	1	20	79	±3	21.0	±3.0	
<b>Total Minority</b>	99	±1	2	21	77	±5	23.0	±5.0	
Non-Hispanic Black	99	±3	2	27	71	±10	29.0	±10.0	
Hispanic	100	±1	2	19	79	±8	21.0	±8.0	
<b>COAST GUARD FEMALES</b>	100	±1	3	20	76	±5	24.0	±5.0	
<b>Enlisted</b>	99	±1	4	22	74	±6	26.0	±6.0	
<b>E1 – E4</b>	100	±0	4	21	74	±12	26.0	±12.0	
<b>E5 – E9</b>	99	±2	3	23	74	±7	26.0	±7.0	
<b>Officers</b>	100	±1	3	13	84	±11	16.0	±11.0	
<b>O1 – O3</b>	100	±1	NR	11	86	±13	14.0	±13.0	
<b>O4 – O6</b>	99	±1	3	11	86	±7	14.0	±7.0	
<b>COAST GUARD MALES</b>	100	±1	1	21	79	±3	21.0	±3.0	
<b>Enlisted</b>	99	±1	1	21	78	±3	22.0	±3.0	
<b>E1 – E4</b>	99	±1	0	27	73	±6	27.0	±6.0	
<b>E5 – E9</b>	100	±1	1	19	81	±3	19.0	±3.0	
<b>Officers</b>	100	±1	0	18	82	±5	18.0	±5.0	
<b>O1 – O3</b>	100	±1	1	22	78	±8	22.0	±8.0	
<b>O4 – O6</b>	100	±0	0	16	84	±7	16.0	±7.0	

Note. Percent responding are Service members who answered the question.  
 NR: Not reportable

**33. During the past 12 months, did any of the following happen to you? If it did, do you believe your gender was a factor?**  
**f. Your current assignment is not good for your career if you continue in the military.**

1. Yes, and your gender was a factor      2. Yes, but your gender was NOT a factor      3. No, or does not apply

	Percent Responding		Percentages			Max ME	Experienced Behavior		
			1	2	3				
<b>TOTAL DOD</b>	100	±1	1	24	74	±1	26.0	±1.0	
Female	100	±1	3	23	74	±2	26.0	±2.0	
Male	100	±1	1	25	74	±2	26.0	±2.0	
<b>TOTAL COAST GUARD</b>	100	±1	1	19	80	±2	20.0	±2.0	
Enlisted	100	±1	1	19	80	±3	20.0	±3.0	
E1 – E4	100	±1	1	19	79	±5	21.0	±5.0	
E1 – E3	99	±2	3	23	74	±12	26.0	±12.0	
E4	100	±0	1	18	81	±5	19.0	±5.0	
E5 – E9	100	±1	1	19	80	±3	20.0	±3.0	
E5 – E6	100	±1	1	20	79	±3	21.0	±3.0	
E7 – E9	99	±1	0	16	84	±4	16.0	±4.0	
Officers	100	±1	1	17	83	±4	17.0	±4.0	
O1 – O3	100	±1	1	18	81	±7	19.0	±7.0	
O4 – O6	100	±0	0	16	84	±6	16.0	±6.0	
Non-Hispanic White	100	±1	1	17	82	±2	18.0	±2.0	
Total Minority	100	±1	2	22	76	±5	24.0	±5.0	
Non-Hispanic Black	100	±0	3	23	74	±10	26.0	±10.0	
Hispanic	100	±1	1	22	77	±8	23.0	±8.0	
<b>COAST GUARD FEMALES</b>	100	±1	2	21	77	±5	23.0	±5.0	
Enlisted	100	±0	3	23	75	±6	25.0	±6.0	
E1 – E4	100	±0	4	25	71	±12	29.0	±12.0	
E5 – E9	100	±0	2	21	77	±7	23.0	±7.0	
Officers	100	±1	1	13	86	±11	14.0	±11.0	
O1 – O3	100	±1	1	10	89	±13	11.0	±13.0	
O4 – O6	100	±0	2	11	87	±7	13.0	±7.0	
<b>COAST GUARD MALES</b>	100	±1	1	18	81	±2	19.0	±2.0	
Enlisted	100	±1	1	19	80	±3	20.0	±3.0	
E1 – E4	100	±1	1	19	80	±5	20.0	±5.0	
E5 – E9	100	±1	1	19	80	±3	20.0	±3.0	
Officers	100	±0	1	17	82	±5	18.0	±5.0	
O1 – O3	100	±0	1	20	79	±8	21.0	±8.0	
O4 – O6	100	±0	0	16	84	±7	16.0	±7.0	

Note. Percent responding are Service members who answered the question.

**33. During the past 12 months, did any of the following happen to you? If it did, do you believe your gender was a factor?**

**g. You did not receive day-to-day, short-term tasks that would have helped you prepare for advancement.**

1. Yes, and your gender was a factor      2. Yes, but your gender was NOT a factor      3. No, or does not apply

	Percent Responding		Percentages			Max ME	Experienced Behavior		
			1	2	3				
<b>TOTAL DOD</b>	99	±1	1	20	79	±1	21.0	±1.0	
<b>Female</b>	99	±1	3	19	78	±2	22.0	±2.0	
<b>Male</b>	99	±1	1	20	80	±2	20.0	±2.0	
<b>TOTAL COAST GUARD</b>	100	±1	1	19	80	±2	20.0	±2.0	
<b>Enlisted</b>	100	±1	1	21	78	±3	22.0	±3.0	
<b>E1 – E4</b>	100	±1	1	26	73	±5	27.0	±5.0	
<b>E1 – E3</b>	100	±0	3	25	73	±12	27.0	±12.0	
<b>E4</b>	100	±1	1	26	73	±5	27.0	±5.0	
<b>E5 – E9</b>	99	±1	1	18	81	±3	19.0	±3.0	
<b>E5 – E6</b>	99	±1	1	21	78	±3	22.0	±3.0	
<b>E7 – E9</b>	100	±1	0	10	89	±4	11.0	±4.0	
<b>Officers</b>	100	±1	1	12	87	±4	13.0	±4.0	
<b>O1 – O3</b>	99	±2	1	16	82	±7	18.0	±7.0	
<b>O4 – O6</b>	100	±1	1	10	89	±6	11.0	±6.0	
<b>Non-Hispanic White</b>	100	±1	1	18	81	±2	19.0	±2.0	
<b>Total Minority</b>	100	±1	1	23	76	±5	24.0	±5.0	
Non-Hispanic Black	100	±0	0	23	77	±10	23.0	±10.0	
Hispanic	100	±0	1	24	75	±8	25.0	±8.0	
<b>COAST GUARD FEMALES</b>	100	±1	4	22	74	±6	26.0	±6.0	
<b>Enlisted</b>	100	±1	4	24	72	±6	28.0	±6.0	
<b>E1 – E4</b>	100	±0	6	27	67	±11	33.0	±11.0	
<b>E5 – E9</b>	100	±1	3	22	75	±7	25.0	±7.0	
<b>Officers</b>	100	±1	4	13	83	±13	17.0	±13.0	
<b>O1 – O3</b>	100	±1	NR	18	77	±18	23.0	±18.0	
<b>O4 – O6</b>	99	±1	3	4	93	±5	7.0	±5.0	
<b>COAST GUARD MALES</b>	100	±1	1	19	81	±2	19.0	±2.0	
<b>Enlisted</b>	100	±1	1	21	79	±3	21.0	±3.0	
<b>E1 – E4</b>	100	±1	0	25	74	±6	26.0	±6.0	
<b>E5 – E9</b>	99	±1	1	18	81	±3	19.0	±3.0	
<b>Officers</b>	100	±1	0	12	87	±5	13.0	±5.0	
<b>O1 – O3</b>	99	±2	1	16	84	±8	16.0	±8.0	
<b>O4 – O6</b>	100	±0	0	11	89	±7	11.0	±7.0	

Note. Percent responding are Service members who answered the question.

NR: Not reportable

**33. During the past 12 months, did any of the following happen to you? If it did, do you believe your gender was a factor?**  
**h. You did not have a professional relationship with someone who advised (mentored) you on career development or advancement.**

1. Yes, and your gender was a factor      2. Yes, but your gender was NOT a factor      3. No, or does not apply
































	Percent Responding		Percentages			Max ME	Experienced Behavior		
			1	2	3				
<b>TOTAL DOD</b>	99	±1	1	23	76	±1	24.0	±1.0	
Female	99	±1	4	22	74	±2	26.0	±2.0	
Male	99	±1	1	23	76	±2	24.0	±2.0	
<b>TOTAL COAST GUARD</b>	99	±1	1	22	77	±2	23.0	±2.0	
Enlisted	100	±1	1	21	78	±3	22.0	±3.0	
E1 – E4	99	±1	0	23	77	±5	23.0	±5.0	
E1 – E3	99	±2	1	20	80	±11	20.0	±11.0	
E4	99	±1	0	24	76	±5	24.0	±5.0	
E5 – E9	100	±1	1	21	78	±3	22.0	±3.0	
E5 – E6	100	±1	1	22	77	±3	23.0	±3.0	
E7 – E9	100	±1	1	17	82	±4	18.0	±4.0	
Officers	99	±1	1	24	75	±5	25.0	±5.0	
O1 – O3	99	±2	2	25	73	±8	27.0	±8.0	
O4 – O6	98	±3	1	25	74	±7	26.0	±7.0	
Non-Hispanic White	100	±1	1	22	77	±3	23.0	±3.0	
Total Minority	99	±1	0	22	78	±5	22.0	±5.0	
Non-Hispanic Black	100	±0	0	22	78	±10	22.0	±10.0	
Hispanic	99	±2	1	25	74	±8	26.0	±8.0	
<b>COAST GUARD FEMALES</b>	100	±1	4	29	68	±6	32.0	±6.0	
Enlisted	99	±2	3	28	69	±6	31.0	±6.0	
E1 – E4	99	±3	2	30	68	±12	32.0	±12.0	
E5 – E9	100	±0	4	26	70	±7	30.0	±7.0	
Officers	100	±1	6	32	62	±14	38.0	±14.0	
O1 – O3	100	±1	NR	NR	NR		NR		
O4 – O6	99	±1	4	16	80	±9	20.0	±9.0	
<b>COAST GUARD MALES</b>	99	±1	1	21	78	±3	22.0	±3.0	
Enlisted	100	±1	1	21	79	±3	21.0	±3.0	
E1 – E4	99	±1	0	22	78	±5	22.0	±5.0	
E5 – E9	100	±1	1	20	79	±3	21.0	±3.0	
Officers	99	±1	1	23	76	±5	24.0	±5.0	
O1 – O3	99	±2	1	22	77	±8	23.0	±8.0	
O4 – O6	98	±3	1	26	73	±8	27.0	±8.0	

Note. Percent responding are Service members who answered the question.

NR: Not reportable

**33. During the past 12 months, did any of the following happen to you? If it did, do you believe your gender was a factor?**  
**i. You did not learn until it was too late of opportunities that would have helped your career.**

1. Yes, and your gender was a factor      2. Yes, but your gender was NOT a factor      3. No, or does not apply

	Percent Responding		Percentages			Max ME	Experienced Behavior		
			1	2	3				
<b>TOTAL DOD</b>	99	±1	1	24	75	±1	25.0	±1.0	
<b>Female</b>	99	±1	3	23	73	±2	27.0	±2.0	
<b>Male</b>	99	±1	1	24	75	±2	25.0	±2.0	
<b>TOTAL COAST GUARD</b>	99	±1	1	19	80	±3	20.0	±3.0	
<b>Enlisted</b>	99	±1	1	21	78	±3	22.0	±3.0	
<b>E1 – E4</b>	99	±1	1	26	73	±7	27.0	±7.0	
E1 – E3	99	±2	1	NR	NR	±6	NR		
E4	99	±1	1	23	76	±5	24.0	±5.0	
<b>E5 – E9</b>	99	±1	1	17	82	±3	18.0	±3.0	
E5 – E6	99	±1	1	18	81	±3	19.0	±3.0	
E7 – E9	99	±1	1	16	84	±4	16.0	±4.0	
<b>Officers</b>	100	±1	1	11	88	±4	12.0	±4.0	
<b>O1 – O3</b>	99	±2	2	10	88	±6	12.0	±6.0	
<b>O4 – O6</b>	100	±1	0	12	87	±6	13.0	±6.0	
<b>Non-Hispanic White</b>	99	±1	1	17	82	±2	18.0	±2.0	
<b>Total Minority</b>	99	±1	1	24	76	±8	24.0	±8.0	
Non-Hispanic Black	100	±0	0	23	77	±10	23.0	±10.0	
Hispanic	99	±1	2	30	69	±15	31.0	±15.0	
<b>COAST GUARD FEMALES</b>	100	±1	4	21	76	±6	24.0	±6.0	
<b>Enlisted</b>	100	±1	3	22	75	±6	25.0	±6.0	
<b>E1 – E4</b>	100	±0	3	25	72	±11	28.0	±11.0	
<b>E5 – E9</b>	100	±1	3	20	78	±7	22.0	±7.0	
<b>Officers</b>	100	±1	6	17	77	±14	23.0	±14.0	
<b>O1 – O3</b>	100	±1	NR	NR	74	±18	26.0	±18.0	
<b>O4 – O6</b>	100	±0	2	6	92	±5	8.0	±5.0	
<b>COAST GUARD MALES</b>	99	±1	1	18	81	±3	19.0	±3.0	
<b>Enlisted</b>	99	±1	1	21	79	±4	21.0	±4.0	
<b>E1 – E4</b>	99	±1	0	26	73	±8	27.0	±8.0	
<b>E5 – E9</b>	99	±1	1	17	82	±3	18.0	±3.0	
<b>Officers</b>	100	±1	0	10	89	±4	11.0	±4.0	
<b>O1 – O3</b>	99	±2	1	8	91	±6	9.0	±6.0	
<b>O4 – O6</b>	100	±1	0	13	87	±7	13.0	±7.0	

Note. Percent responding are Service members who answered the question.  
 NR: Not reportable

**33. During the past 12 months, did any of the following happen to you? If it did, do you believe your gender was a factor?**  
**j. You were unable to get straight answers about your promotion possibilities.**

1. Yes, and your gender was a factor      2. Yes, but your gender was NOT a factor      3. No, or does not apply

	Percent Responding		Percentages			Max ME	Experienced Behavior		
			1	2	3				
<b>TOTAL DOD</b>	99	±1	1	20	78	±1	22.0	±1.0	
Female	99	±1	4	18	78	±2	22.0	±2.0	
Male	99	±1	1	21	78	±2	22.0	±2.0	
<b>TOTAL COAST GUARD</b>	99	±1	1	15	84	±3	16.0	±3.0	
Enlisted	99	±1	1	16	83	±3	17.0	±3.0	
E1 – E4	99	±2	1	22	77	±7	23.0	±7.0	
E1 – E3	99	±2	1	NR	NR	±4	NR		
E4	99	±2	1	18	81	±5	19.0	±5.0	
E5 – E9	100	±1	1	13	86	±2	14.0	±2.0	
E5 – E6	100	±1	1	13	86	±3	14.0	±3.0	
E7 – E9	99	±1	1	11	88	±4	12.0	±4.0	
Officers	100	±1	1	13	86	±4	14.0	±4.0	
O1 – O3	100	±1	2	13	85	±6	15.0	±6.0	
O4 – O6	100	±1	1	16	84	±6	16.0	±6.0	
Non-Hispanic White	100	±1	1	14	85	±2	15.0	±2.0	
Total Minority	99	±2	0	21	79	±8	21.0	±8.0	
Non-Hispanic Black	97	±4	0	16	84	±9	16.0	±9.0	
Hispanic	99	±2	1	27	73	±16	27.0	±16.0	
<b>COAST GUARD FEMALES</b>	100	±1	4	15	82	±5	18.0	±5.0	
Enlisted	100	±1	3	15	82	±6	18.0	±6.0	
E1 – E4	100	±0	4	21	75	±11	25.0	±11.0	
E5 – E9	100	±1	2	12	86	±6	14.0	±6.0	
Officers	100	±1	6	11	82	±13	18.0	±13.0	
O1 – O3	100	±1	NR	NR	77	±18	23.0	±18.0	
O4 – O6	99	±1	3	5	92	±5	8.0	±5.0	
<b>COAST GUARD MALES</b>	99	±1	1	16	84	±3	16.0	±3.0	
Enlisted	99	±1	1	16	83	±4	17.0	±4.0	
E1 – E4	98	±2	0	22	78	±8	22.0	±8.0	
E5 – E9	100	±1	1	13	86	±3	14.0	±3.0	
Officers	100	±1	0	13	86	±4	14.0	±4.0	
O1 – O3	100	±1	1	13	86	±7	14.0	±7.0	
O4 – O6	100	±1	0	17	83	±7	17.0	±7.0	

Note. Percent responding are Service members who answered the question.

NR: Not reportable

**33. During the past 12 months, did any of the following happen to you? If it did, do you believe your gender was a factor?**  
**k. You were excluded from social events important to career development and being kept informed.**

1. Yes, and your gender was a factor      2. Yes, but your gender was NOT a factor      3. No, or does not apply

	Percent Responding		Percentages			Max ME	Experienced Behavior		
			1	2	3				
<b>TOTAL DOD</b>	100	±1	1	7	92	±1	8.0	±1.0	<div></div>
Female	99	±1	3	7	90	±1	10.0	±1.0	<div></div>
Male	100	±1	1	7	92	±1	8.0	±1.0	<div></div>
<b>TOTAL COAST GUARD</b>	100	±1	1	7	92	±2	8.0	±2.0	<div></div>
Enlisted	100	±1	1	8	92	±2	8.0	±2.0	<div></div>
E1 – E4	99	±1	0	9	91	±4	9.0	±4.0	<div></div>
E1 – E3	100	±0	NR	13	87	±10	13.0	±10.0	<div></div>
E4	99	±1	0	7	92	±4	8.0	±4.0	<div></div>
E5 – E9	100	±1	1	7	92	±2	8.0	±2.0	<div></div>
E5 – E6	100	±1	1	7	92	±2	8.0	±2.0	<div></div>
E7 – E9	100	±1	1	5	95	±3	5.0	±3.0	<div></div>
Officers	99	±1	1	4	95	±3	5.0	±3.0	<div></div>
O1 – O3	100	±1	2	4	94	±5	6.0	±5.0	<div></div>
O4 – O6	99	±1	1	7	92	±6	8.0	±6.0	<div></div>
Non-Hispanic White	100	±1	1	7	93	±2	7.0	±2.0	<div></div>
Total Minority	100	±1	1	7	92	±4	8.0	±4.0	<div></div>
Non-Hispanic Black	100	±0	0	10	90	±8	10.0	±8.0	<div></div>
Hispanic	100	±0	1	7	92	±6	8.0	±6.0	<div></div>
<b>COAST GUARD FEMALES</b>	100	±1	4	5	90	±4	10.0	±4.0	<div></div>
Enlisted	100	±1	3	5	92	±4	8.0	±4.0	<div></div>
E1 – E4	99	±3	3	3	95	±9	5.0	±9.0	<div></div>
E5 – E9	100	±0	4	6	90	±5	10.0	±5.0	<div></div>
Officers	100	±1	7	8	85	±13	15.0	±13.0	<div></div>
O1 – O3	100	±1	NR	NR	84	±17	16.0	±17.0	<div></div>
O4 – O6	100	±0	6	NR	NR	±4	NR		<div></div>
<b>COAST GUARD MALES</b>	100	±1	0	7	93	±2	7.0	±2.0	<div></div>
Enlisted	100	±1	0	8	92	±2	8.0	±2.0	<div></div>
E1 – E4	100	±1	0	10	90	±4	10.0	±4.0	<div></div>
E5 – E9	100	±1	0	7	93	±2	7.0	±2.0	<div></div>
Officers	99	±1	0	4	96	±3	4.0	±3.0	<div></div>
O1 – O3	100	±0	1	3	96	±5	4.0	±5.0	<div></div>
O4 – O6	99	±1	0	7	93	±6	7.0	±6.0	<div></div>

Note. Percent responding are Service members who answered the question.  
NR: Not reportable



**33. During the past 12 months, did any of the following happen to you? If it did, do you believe your gender was a factor?**  
**n. Have you had other adverse personnel actions in the past 12 months?**

1. Yes, and your gender was a factor

2. Yes, but your gender was NOT a factor

3. No, or does not apply

	Percent Responding		Percentages			Max ME	Experienced Behavior		
			1	2	3				
<b>TOTAL DOD</b>	98	±1	1	6	93	±1	7.0	±1.0	
Female	98	±1	3	4	93	±1	7.0	±1.0	
Male	98	±1	1	7	93	±1	7.0	±1.0	
<b>TOTAL COAST GUARD</b>	99	±1	1	6	93	±2	7.0	±2.0	
Enlisted	98	±1	1	7	92	±2	8.0	±2.0	
E1 – E4	98	±2	1	8	90	±4	10.0	±4.0	
E1 – E3	98	±3	2	10	88	±9	12.0	±9.0	
E4	98	±2	1	7	91	±4	9.0	±4.0	
E5 – E9	99	±1	1	6	93	±2	7.0	±2.0	
E5 – E6	99	±1	1	6	92	±2	8.0	±2.0	
E7 – E9	98	±2	1	4	95	±3	5.0	±3.0	
Officers	100	±1	1	3	96	±3	4.0	±3.0	
O1 – O3	100	±1	2	4	95	±5	5.0	±5.0	
O4 – O6	100	±1	0	2	98	±2	2.0	±2.0	
Non-Hispanic White	98	±1	1	6	93	±2	7.0	±2.0	
Total Minority	99	±1	2	7	92	±4	8.0	±4.0	
Non-Hispanic Black	98	±3	3	8	89	±9	11.0	±9.0	
Hispanic	100	±1	2	6	92	±6	8.0	±6.0	
<b>COAST GUARD FEMALES</b>	98	±2	4	7	89	±4	11.0	±4.0	
Enlisted	98	±3	5	8	87	±5	13.0	±5.0	
E1 – E4	95	±5	6	10	84	±10	16.0	±10.0	
E5 – E9	99	±1	4	7	89	±6	11.0	±6.0	
Officers	99	±1	2	1	97	±4	3.0	±4.0	
O1 – O3	100	±1	2	1	97	±7	3.0	±6.0	
O4 – O6	100	±0	3	1	97	±3	3.0	±3.0	
<b>COAST GUARD MALES</b>	99	±1	1	6	93	±2	7.0	±2.0	
Enlisted	98	±1	1	7	93	±2	7.0	±2.0	
E1 – E4	98	±2	1	8	91	±4	9.0	±4.0	
E5 – E9	98	±1	1	6	94	±2	6.0	±2.0	
Officers	100	±1	1	4	95	±3	5.0	±3.0	
O1 – O3	100	±1	2	4	94	±6	6.0	±6.0	
O4 – O6	100	±1	0	2	98	±3	2.0	±3.0	

Note. Percent responding are Service members who answered the question.

**33. During the past 12 months, did any of the following happen to you? If it did, do you believe your gender was a factor?**

**1m. You did not get a job assignment that you wanted and for which you were qualified.**

1. Yes, and your gender was a factor (assignment was legally open to women)
2. Yes, and your gender was a factor (assignment was not legally open to women)
3. Yes, but your gender was NOT a factor
4. No, or does not apply

	Percent Responding		Percentages				Max ME	Experienced Behavior		
			1	2	3	4				
<b>TOTAL DOD</b>	100	±1	1	0	16	82	±1	18.0	±1.0	
Female	99	±1	4	0	13	83	±2	17.0	±2.0	
Male	100	±1	1	0	17	82	±1	18.0	±1.0	
<b>TOTAL COAST GUARD</b>	100	±1	1	0	15	84	±2	16.0	±2.0	
Enlisted	100	±1	1	0	14	85	±2	15.0	±2.0	
E1 – E4	99	±1	1	0	11	88	±4	12.0	±4.0	
E1 – E3	99	±3	2	NR	12	86	±9	14.0	±9.0	
E4	100	±1	1	0	10	89	±4	11.0	±4.0	
E5 – E9	100	±1	1	0	16	83	±3	17.0	±3.0	
E5 – E6	100	±0	1	0	17	82	±3	18.0	±3.0	
E7 – E9	100	±1	1	0	14	85	±4	15.0	±4.0	
Officers	100	±1	1	0	17	81	±4	19.0	±4.0	
O1 – O3	100	±1	2	0	18	80	±7	20.0	±7.0	
O4 – O6	100	±0	1	0	19	79	±6	21.0	±6.0	
Non-Hispanic White	100	±1	1	0	15	84	±2	16.0	±2.0	
Total Minority	99	±2	1	0	15	84	±4	16.0	±4.0	
Non-Hispanic Black	100	±0	1	0	18	82	±10	18.0	±10.0	
Hispanic	99	±3	2	0	14	84	±7	16.0	±7.0	
<b>COAST GUARD FEMALES</b>	100	±1	5	1	13	82	±5	18.0	±5.0	
Enlisted	100	±0	4	1	12	82	±5	18.0	±5.0	
E1 – E4	100	±0	5	NR	10	84	±10	16.0	±10.0	
E5 – E9	100	±0	4	1	14	81	±6	19.0	±6.0	
Officers	100	±1	7	0	14	79	±12	21.0	±12.0	
O1 – O3	100	±1	NR	0	17	74	±17	26.0	±17.0	
O4 – O6	100	±0	5	0	10	85	±7	15.0	±7.0	
<b>COAST GUARD MALES</b>	100	±1	1	0	15	84	±2	16.0	±2.0	
Enlisted	100	±1	1	0	14	85	±2	15.0	±2.0	
E1 – E4	99	±1	1	0	11	89	±4	11.0	±4.0	
E5 – E9	100	±1	1	0	16	83	±3	17.0	±3.0	
Officers	100	±0	1	0	18	82	±5	18.0	±5.0	
O1 – O3	100	±0	1	0	18	81	±8	19.0	±8.0	
O4 – O6	100	±0	1	0	20	78	±7	22.0	±7.0	

Note. Percent responding are Service members who answered the questions. This item is constructed from Q33l and Q33m. Combining these items enables differentiation between not receiving assignments when the assignment was legally open to women and when it was not.

NR: Not reportable

**33. Evaluation incident rate: Constructed from Q33a-d. Evaluation can be defined as Service members' perceptions that they did not receive ratings or awards that they deserved.**

	Percent Responding		Percentages	Max ME	Evaluation
			Incident Rate		
<b>TOTAL DOD</b>	100	±0	5	±1	
Female	100	±0	10	±1	
Male	100	±0	4	±1	
<b>TOTAL COAST GUARD</b>	100	±0	4	±1	
Enlisted	100	±0	4	±2	
E1 – E4	100	±0	5	±3	
E1 – E3	100	±0	7	±8	
E4	100	±0	4	±3	
E5 – E9	100	±0	3	±2	
E5 – E6	100	±0	4	±2	
E7 – E9	100	±0	1	±2	
Officers	100	±0	4	±3	
O1 – O3	100	±0	6	±5	
O4 – O6	100	±0	2	±2	
Non-Hispanic White	100	±0	3	±1	
Total Minority	100	±0	6	±3	
Non-Hispanic Black	100	±0	4	±5	
Hispanic	100	±0	5	±4	
<b>COAST GUARD FEMALES</b>	100	±0	12	±5	
Enlisted	100	±0	11	±5	
E1 – E4	100	±0	10	±9	
E5 – E9	100	±0	12	±6	
Officers	100	±0	18	±13	
O1 – O3	100	±0	16	±17	
O4 – O6	100	±0	14	±7	
<b>COAST GUARD MALES</b>	100	±0	3	±1	
Enlisted	100	±0	3	±2	
E1 – E4	100	±0	4	±3	
E5 – E9	100	±0	2	±2	
Officers	100	±0	2	±2	
O1 – O3	100	±0	3	±5	
O4 – O6	100	±0	1	±2	

Note. Percent responding are Service members who answered the question. Incident rates indicate the percentage of Service members who experienced at least one of the behaviors during the 12 months before responding to the survey and indicated their gender was a factor. Cronbach's coefficient alpha = 0.74.

**33. Assignment incident rate:** Constructed from Q33e-g and Q33lm. Assignment can be defined as Service members' perceptions that they did not get assignments they wanted or ones that used their skills or facilitated career advancement.

	Percent Responding		Percentages	Max ME	Assignment
			Incident Rate		
<b>TOTAL DOD</b>	100	±0	3	±1	
Female	100	±0	9	±1	
Male	100	±0	2	±1	
<b>TOTAL COAST GUARD</b>	100	±0	3	±1	
Enlisted	100	±0	3	±1	
E1 – E4	100	±0	3	±3	
E1 – E3	100	±0	5	±7	
E4	100	±0	3	±3	
E5 – E9	100	±0	3	±1	
E5 – E6	100	±0	3	±2	
E7 – E9	100	±0	1	±2	
Officers	100	±0	2	±2	
O1 – O3	100	±0	3	±4	
O4 – O6	100	±0	2	±2	
Non-Hispanic White	100	±0	3	±1	
Total Minority	100	±0	4	±3	
Non-Hispanic Black	100	±0	4	±6	
Hispanic	100	±0	5	±4	
<b>COAST GUARD FEMALES</b>	100	±0	11	±4	
Enlisted	100	±0	11	±5	
E1 – E4	100	±0	14	±10	
E5 – E9	100	±0	9	±5	
Officers	100	±0	10	±11	
O1 – O3	100	±0	12	±17	
O4 – O6	100	±0	6	±4	
<b>COAST GUARD MALES</b>	100	±0	2	±1	
Enlisted	100	±0	2	±1	
E1 – E4	100	±0	2	±3	
E5 – E9	100	±0	2	±2	
Officers	100	±0	1	±2	
O1 – O3	100	±0	1	±4	
O4 – O6	100	±0	2	±3	

Note. Percent responding are Service members who answered the question. Incident rates indicate the percentage of Service members who experienced at least one of the behaviors during the 12 months before responding to the survey and indicated their gender was a factor. Cronbach's coefficient alpha = 0.69.

**33. Career incident rate: Constructed Q33h-k. Career can be defined as Service members' perceptions of having access to resources and mentoring that aid in career development.**

	Percent Responding		Percentages	Max ME	Career
			Incident Rate		
<b>TOTAL DOD</b>	100	±0	3	±1	
Female	100	±0	9	±1	
Male	100	±0	2	±1	
<b>TOTAL COAST GUARD</b>	100	±0	2	±1	
Enlisted	100	±0	2	±1	
E1 – E4	100	±0	2	±2	
E1 – E3	100	±0	2	±5	
E4	100	±0	1	±2	
E5 – E9	100	±0	2	±1	
E5 – E6	100	±0	2	±2	
E7 – E9	100	±0	1	±2	
Officers	100	±0	3	±2	
O1 – O3	100	±0	4	±5	
O4 – O6	100	±0	2	±2	
Non-Hispanic White	100	±0	2	±1	
Total Minority	100	±0	2	±2	
Non-Hispanic Black	100	±0	1	±2	
Hispanic	100	±0	3	±4	
<b>COAST GUARD FEMALES</b>	100	±0	8	±4	
Enlisted	100	±0	6	±4	
E1 – E4	100	±0	7	±8	
E5 – E9	100	±0	6	±5	
Officers	100	±0	16	±12	
O1 – O3	100	±0	20	±17	
O4 – O6	100	±0	10	±6	
<b>COAST GUARD MALES</b>	100	±0	1	±1	
Enlisted	100	±0	1	±1	
E1 – E4	100	±0	1	±2	
E5 – E9	100	±0	2	±1	
Officers	100	±0	1	±2	
O1 – O3	100	±0	1	±5	
O4 – O6	100	±0	2	±3	

Note. Percent responding are Service members who answered the question. Incident rates indicate the percentage of Service members who experienced at least one of the behaviors during the 12 months before responding to the survey and indicated their gender was a factor. Cronbach's coefficient alpha = 0.74.

**34. Do you consider ANY of the behaviors which you marked as happening to you in the previous question to have been...**  
**a. Sex discrimination?**

1. None

2. Some

3. All

	Percent Responding		Percentages			Max ME
			1	2	3	
<b>TOTAL DOD</b>	70	±1	91	8	1	±1
Female	72	±2	73	23	4	±2
Male	69	±2	94	5	1	±1
<b>TOTAL COAST GUARD</b>	68	±3	92	6	1	±2
Enlisted	69	±3	92	6	1	±2
E1 – E4	71	±5	93	6	1	±4
E1 – E3	73	±10	91	6	3	±10
E4	70	±5	93	6	1	±4
E5 – E9	68	±3	92	6	1	±2
E5 – E6	71	±3	92	7	1	±3
E7 – E9	60	±5	95	3	1	±4
Officers	63	±5	92	7	1	±4
O1 – O3	67	±7	87	12	1	±8
O4 – O6	63	±7	95	4	1	±3
Non-Hispanic White	67	±3	92	7	1	±2
Total Minority	72	±5	94	5	1	±3
Non-Hispanic Black	76	±8	96	3	0	±4
Hispanic	74	±8	92	7	1	±6
<b>COAST GUARD FEMALES</b>	74	±6	71	26	3	±7
Enlisted	74	±6	74	23	3	±7
E1 – E4	73	±11	74	23	3	±13
E5 – E9	74	±8	73	23	4	±8
Officers	74	±11	63	35	2	±16
O1 – O3	81	±14	NR	NR	1	±1
O4 – O6	52	±19	70	23	7	±15
<b>COAST GUARD MALES</b>	67	±3	95	4	1	±2
Enlisted	69	±3	95	4	1	±2
E1 – E4	71	±5	96	3	1	±4
E5 – E9	68	±3	95	4	1	±2
Officers	62	±5	96	3	1	±4
O1 – O3	63	±8	96	3	NR	±8
O4 – O6	64	±7	97	2	1	±4

Note. Percent responding are Service members who answered the question and had experienced discriminatory behavior (Q33).  
 NR: Not reportable

**34. Do you consider ANY of the behaviors which you marked as happening to you in the previous question to have been...**  
**b. Racial/ethnic discrimination?**

1. None

2. Some

3. All

	Percent Responding		Percentages			Max ME
			1	2	3	
<b>TOTAL DOD</b>	70	±1	83	14	3	±2
Female	72	±2	82	16	3	±2
Male	69	±2	84	14	3	±2
<b>TOTAL COAST GUARD</b>	68	±3	91	8	1	±2
Enlisted	69	±3	91	7	1	±2
E1 – E4	71	±5	90	8	2	±5
E1 – E3	72	±11	83	14	3	±13
E4	70	±5	93	5	2	±4
E5 – E9	68	±3	92	7	1	±2
E5 – E6	71	±3	92	8	1	±3
E7 – E9	60	±5	93	7	0	±4
Officers	63	±5	91	9	1	±5
O1 – O3	67	±7	92	7	1	±7
O4 – O6	63	±7	91	8	1	±9
Non-Hispanic White	67	±3	95	4	0	±2
Total Minority	72	±5	79	18	3	±6
Non-Hispanic Black	76	±8	73	21	6	±12
Hispanic	73	±8	76	22	2	±10
<b>COAST GUARD FEMALES</b>	74	±6	94	6	0	±4
Enlisted	73	±7	94	5	0	±4
E1 – E4	72	±11	96	4	NR	±10
E5 – E9	74	±8	93	6	1	±5
Officers	74	±11	92	7	1	±14
O1 – O3	81	±14	NR	NR	1	±1
O4 – O6	52	±19	98	2	0	±3
<b>COAST GUARD MALES</b>	67	±3	91	8	1	±2
Enlisted	69	±3	91	8	1	±3
E1 – E4	70	±5	89	8	3	±5
E5 – E9	68	±3	92	8	1	±3
Officers	62	±5	90	9	1	±6
O1 – O3	63	±8	92	7	1	±8
O4 – O6	64	±7	91	8	1	±9

Note. Percent responding are Service members who answered the question and had experienced discriminatory behavior (Q33).

NR: Not reportable

34. Do you consider ANY of the behaviors which you marked as happening to you in the previous question to have been...

c. Age discrimination?

1. None

2. Some

3. All

	Percent Responding		Percentages			Max ME
			1	2	3	
<b>TOTAL DOD</b>	69	±1	89	10	1	±1
Female	72	±2	87	11	1	±2
Male	69	±2	90	9	1	±2
<b>TOTAL COAST GUARD</b>	68	±3	91	8	1	±2
Enlisted	69	±3	90	9	1	±2
E1 – E4	71	±5	87	10	3	±5
E1 – E3	73	±10	85	10	4	±12
E4	70	±5	87	10	2	±5
E5 – E9	68	±3	92	7	0	±3
E5 – E6	71	±3	91	9	0	±3
E7 – E9	60	±5	96	3	1	±4
Officers	63	±5	94	6	0	±4
O1 – O3	67	±7	92	8	0	±7
O4 – O6	63	±7	98	2	0	±3
Non-Hispanic White	67	±3	91	8	1	±2
Total Minority	72	±5	91	8	1	±4
Non-Hispanic Black	76	±8	90	7	NR	±11
Hispanic	74	±8	90	10	1	±7
<b>COAST GUARD FEMALES</b>	74	±6	89	11	0	±5
Enlisted	73	±7	88	12	0	±6
E1 – E4	72	±11	86	14	NR	±13
E5 – E9	74	±8	90	10	0	±6
Officers	74	±11	91	9	0	±14
O1 – O3	81	±14	NR	NR	0	±1
O4 – O6	52	±19	96	4	0	±4
<b>COAST GUARD MALES</b>	67	±3	91	8	1	±2
Enlisted	69	±3	90	8	2	±3
E1 – E4	71	±5	87	10	3	±5
E5 – E9	67	±3	92	7	0	±3
Officers	62	±5	95	5	0	±5
O1 – O3	63	±8	93	7	NR	±9
O4 – O6	64	±7	98	2	0	±3

Note. Percent responding are Service members who answered the question and had experienced discriminatory behavior (Q33).

NR: Not reportable



**34. Do you consider ANY of the behaviors which you marked as happening to you in the previous question to have been...**  
**d. Religious discrimination?**

1. None

2. Some

3. All

	Percent Responding		Percentages			Max ME
			1	2	3	
<b>TOTAL DOD</b>	69	±1	96	4	1	±1
Female	72	±2	97	3	0	±1
Male	69	±2	95	4	1	±1
<b>TOTAL COAST GUARD</b>	68	±3	97	2	0	±2
Enlisted	69	±3	97	3	0	±2
E1 – E4	71	±5	96	3	1	±4
E1 – E3	73	±10	91	5	3	±10
E4	70	±5	98	2	0	±3
E5 – E9	68	±3	97	3	0	±2
E5 – E6	71	±3	97	3	0	±2
E7 – E9	60	±5	98	2	0	±3
Officers	63	±5	99	0	1	±2
O1 – O3	67	±7	99	0	1	±5
O4 – O6	63	±7	99	1	0	±2
Non-Hispanic White	67	±3	98	2	0	±2
Total Minority	72	±5	96	4	1	±4
Non-Hispanic Black	76	±8	99	1	NR	±5
Hispanic	74	±8	97	2	2	±5
<b>COAST GUARD FEMALES</b>	73	±6	98	2	0	±4
Enlisted	73	±7	98	2	0	±5
E1 – E4	72	±11	96	4	NR	±12
E5 – E9	74	±8	99	1	0	±3
Officers	74	±11	100	0	0	±1
O1 – O3	81	±14	NR	NR	NR	
O4 – O6	51	±19	98	2	0	±3
<b>COAST GUARD MALES</b>	67	±3	97	3	1	±2
Enlisted	69	±3	96	3	0	±2
E1 – E4	71	±5	96	3	1	±4
E5 – E9	68	±3	97	3	0	±2
Officers	62	±5	99	0	1	±3
O1 – O3	63	±8	99	0	1	±7
O4 – O6	64	±7	99	1	0	±3

Note. Percent responding are Service members who answered the question and had experienced discriminatory behavior (Q33).

NR: Not reportable

**34. Do you consider ANY of the behaviors which you marked as happening to you in the previous question to have been...**  
**e. Other?**

1. None

2. Some

3. All

	Percent Responding		Percentages			Max ME
			1	2	3	
<b>TOTAL DOD</b>	68	±1	86	11	4	±1
Female	70	±2	85	12	3	±2
Male	68	±2	86	11	4	±2
<b>TOTAL COAST GUARD</b>	67	±3	89	9	2	±2
Enlisted	68	±3	89	8	2	±3
E1 – E4	70	±5	91	7	3	±4
E1 – E3	73	±10	89	7	4	±11
E4	69	±5	91	7	2	±5
E5 – E9	67	±3	88	9	2	±3
E5 – E6	69	±3	87	11	2	±3
E7 – E9	59	±5	92	5	3	±5
Officers	63	±5	88	10	2	±5
O1 – O3	66	±7	89	9	1	±7
O4 – O6	63	±7	90	9	1	±8
Non-Hispanic White	66	±3	89	9	2	±3
Total Minority	71	±5	90	8	2	±4
Non-Hispanic Black	74	±9	91	9	0	±10
Hispanic	73	±8	89	9	1	±7
<b>COAST GUARD FEMALES</b>	72	±6	89	9	2	±5
Enlisted	72	±7	90	8	2	±5
E1 – E4	70	±11	97	3	NR	±9
E5 – E9	73	±8	86	12	3	±7
Officers	74	±11	85	10	NR	±16
O1 – O3	81	±14	NR	NR	1	±2
O4 – O6	50	±19	93	7	0	±5
<b>COAST GUARD MALES</b>	66	±3	89	9	2	±2
Enlisted	68	±3	89	9	3	±3
E1 – E4	71	±5	90	8	3	±5
E5 – E9	66	±3	88	9	2	±3
Officers	61	±5	89	10	1	±5
O1 – O3	63	±8	90	8	1	±8
O4 – O6	64	±7	89	10	1	±8

Note. Percent responding are Service members who answered the question and had experienced discriminatory behavior (Q33).  
 NR: Not reportable

**34. Sex Discrimination incident rate: Constructed from Q33a-k, Q33lm, Q33n, and Q34a. Sex Discrimination can be defined as experiences of Evaluation, Assignment or Career discrimination.**

	Percent Responding		Percentages	Max ME	Sex Discrimination
			Incident Rate		
<b>TOTAL DOD</b>	100	±0	4	±1	
Female	100	±0	13	±1	
Male	100	±0	2	±1	
<b>TOTAL COAST GUARD</b>	100	±0	3	±1	
Enlisted	100	±0	3	±1	
E1 – E4	100	±0	3	±2	
E1 – E3	100	±0	3	±6	
E4	100	±0	3	±3	
E5 – E9	100	±0	3	±2	
E5 – E6	100	±0	4	±2	
E7 – E9	100	±0	2	±2	
Officers	100	±0	5	±3	
O1 – O3	100	±0	8	±6	
O4 – O6	100	±0	3	±2	
Non-Hispanic White	100	±0	4	±1	
Total Minority	100	±0	3	±2	
Non-Hispanic Black	100	±0	2	±3	
Hispanic	100	±0	5	±4	
<b>COAST GUARD FEMALES</b>	100	±0	15	±5	
Enlisted	100	±0	12	±5	
E1 – E4	100	±0	11	±9	
E5 – E9	100	±0	13	±6	
Officers	100	±0	27	±14	
O1 – O3	100	±0	NR		
O4 – O6	100	±0	16	±8	
<b>COAST GUARD MALES</b>	100	±0	2	±1	
Enlisted	100	±0	2	±1	
E1 – E4	100	±0	2	±3	
E5 – E9	100	±0	2	±2	
Officers	100	±0	1	±2	
O1 – O3	100	±0	2	±5	
O4 – O6	100	±0	2	±3	

Note. Percent responding are Service members who answered the question. Incident rates indicate the percentage of Service members who experienced Evaluation, Assignment, or Career discrimination in the 12 months before responding to the survey and who indicated that they considered at least some of the behaviors experienced to be sex discrimination (Q34/Q35). Cronbach's coefficient alpha without the inclusion of Q34a = 0.86.

NR: Not reportable

35. How often during the past 12 months have you been in situations involving Military Personnel (Active Duty or Reserve), DoD/Service Civilian Employees, and/or Contractors where one or more of these individuals (of either gender)...

a. Repeatedly told sexual stories or jokes that were offensive to you?

1. Never  
4. Often

2. Once or twice  
5. Very often

3. Sometimes

	Percent Responding		Percentages					Max ME	Frequency of Behaviors		
			1	2	3	4	5				
<b>TOTAL DOD</b>	100	±1	76	13	7	2	1	±1	1.4	±0.1	■
Female	100	±1	57	24	12	4	3	±2	1.7	±0.1	■
Male	100	±1	80	12	6	2	1	±2	1.3	±0.1	■
<b>TOTAL COAST GUARD</b>	100	±1	73	17	7	2	1	±2	1.4	±0.1	■
Enlisted	100	±1	73	16	8	2	1	±3	1.4	±0.1	■
E1 – E4	99	±1	73	16	7	2	2	±5	1.4	±0.1	■
E1 – E3	99	±2	75	15	4	2	5	±12	1.5	±0.3	■
E4	99	±1	72	16	8	2	1	±5	1.4	±0.1	■
E5 – E9	100	±1	73	16	8	2	1	±3	1.4	±0.1	■
E5 – E6	100	±1	72	16	8	2	1	±3	1.4	±0.1	■
E7 – E9	100	±1	75	17	7	1	0	±5	1.3	±0.1	■
Officers	100	±1	73	21	4	1	1	±5	1.4	±0.1	■
O1 – O3	99	±2	67	25	6	1	2	±8	1.5	±0.2	■
O4 – O6	100	±0	79	18	3	0	0	±6	1.2	±0.1	■
Non-Hispanic White	100	±1	73	17	7	2	1	±3	1.4	±0.1	■
Total Minority	99	±1	73	18	7	0	1	±5	1.4	±0.1	■
Non-Hispanic Black	99	±3	66	23	10	1	0	±10	1.5	±0.2	■
Hispanic	99	±2	76	17	6	0	1	±8	1.3	±0.2	■
<b>COAST GUARD FEMALES</b>	99	±2	55	26	12	4	3	±6	1.7	±0.2	■
Enlisted	99	±2	52	26	14	5	3	±7	1.8	±0.2	■
E1 – E4	98	±4	48	29	16	5	1	±12	1.8	±0.3	■
E5 – E9	100	±0	55	24	13	4	4	±8	1.8	±0.2	■
Officers	100	±0	63	28	6	0	NR	±14	1.5	±0.3	■
O1 – O3	100	±0	NR	NR	9	0	NR	±15	1.7	±0.4	■
O4 – O6	100	±0	81	18	1	0	1	±9	1.2	±0.1	■
<b>COAST GUARD MALES</b>	100	±1	75	16	6	1	1	±3	1.4	±0.1	■
Enlisted	100	±1	76	15	7	1	1	±3	1.4	±0.1	■
E1 – E4	100	±1	77	14	6	1	2	±5	1.4	±0.2	■
E5 – E9	100	±1	75	15	7	1	1	±3	1.4	±0.1	■
Officers	100	±1	75	20	4	1	1	±5	1.3	±0.1	■
O1 – O3	99	±2	70	23	5	1	2	±9	1.4	±0.2	■
O4 – O6	100	±0	79	18	3	0	0	±7	1.2	±0.1	■

Note. Percent responding are Service members who answered the question.

NR: Not reportable

35. How often during the past 12 months have you been in situations involving Military Personnel (Active Duty or Reserve), DoD/Service Civilian Employees, and/or Contractors where one or more of these individuals (of either gender)...

b. Referred to people of your gender in insulting or offensive terms?

1. Never  
4. Often

2. Once or twice  
5. Very often

3. Sometimes

	Percent Responding		Percentages					Max ME	Frequency of Behaviors		
			1	2	3	4	5				
<b>TOTAL DOD</b>	99	±1	77	12	7	2	1	±1	1.4	±0.1	
Female	99	±1	57	20	13	6	4	±2	1.8	±0.1	
Male	99	±1	81	10	6	2	1	±2	1.3	±0.1	
<b>TOTAL COAST GUARD</b>	99	±1	79	12	7	2	1	±2	1.4	±0.1	
Enlisted	99	±1	78	12	7	2	1	±3	1.4	±0.1	
E1 – E4	99	±2	77	12	7	3	2	±5	1.4	±0.1	
E1 – E3	98	±4	79	13	5	1	2	±10	1.3	±0.2	
E4	99	±2	76	11	8	4	2	±5	1.4	±0.1	
E5 – E9	100	±1	78	12	8	1	1	±3	1.4	±0.1	
E5 – E6	100	±1	77	11	8	2	2	±3	1.4	±0.1	
E7 – E9	100	±1	80	14	5	1	0	±4	1.3	±0.1	
Officers	99	±1	83	12	4	0	1	±4	1.2	±0.1	
O1 – O3	98	±2	79	15	4	0	1	±7	1.3	±0.2	
O4 – O6	99	±2	88	9	3	0	0	±5	1.2	±0.1	
Non-Hispanic White	100	±1	78	12	6	2	1	±2	1.4	±0.1	
Total Minority	98	±2	79	11	7	1	1	±5	1.4	±0.1	
Non-Hispanic Black	99	±3	70	19	10	1	0	±10	1.4	±0.2	
Hispanic	98	±3	78	9	9	1	2	±8	1.4	±0.2	
<b>COAST GUARD FEMALES</b>	99	±2	53	24	12	7	4	±6	1.8	±0.2	
Enlisted	99	±2	50	23	14	8	5	±7	1.9	±0.2	
E1 – E4	98	±4	49	26	11	11	4	±12	2.0	±0.3	
E5 – E9	100	±0	51	21	17	6	5	±8	1.9	±0.2	
Officers	97	±6	63	30	5	0	NR	±13	1.5	±0.3	
O1 – O3	95	±9	NR	NR	6	0	NR	±13	1.6	±0.4	
O4 – O6	100	±0	79	18	3	1	0	±10	1.3	±0.1	
<b>COAST GUARD MALES</b>	99	±1	82	10	6	1	1	±2	1.3	±0.1	
Enlisted	99	±1	81	10	6	1	1	±3	1.3	±0.1	
E1 – E4	99	±2	81	9	6	1	1	±5	1.3	±0.1	
E5 – E9	100	±1	81	11	6	1	1	±3	1.3	±0.1	
Officers	99	±1	86	10	4	0	0	±5	1.2	±0.1	
O1 – O3	99	±2	84	10	4	0	1	±8	1.2	±0.2	
O4 – O6	99	±2	89	8	3	0	0	±6	1.1	±0.1	

Note. Percent responding are Service members who answered the question.

NR: Not reportable

35. How often during the past 12 months have you been in situations involving Military Personnel (Active Duty or Reserve), DoD/Service Civilian Employees, and/or Contractors where one or more of these individuals (of either gender)...

c. Made unwelcome attempts to draw you into a discussion of sexual matters (e.g., attempted to discuss or comment on your sex life)?

1. Never  
4. Often

2. Once or twice  
5. Very often

3. Sometimes

	Percent Responding		Percentages					Max ME	Frequency of Behaviors		
			1	2	3	4	5				
<b>TOTAL DOD</b>	99	±1	81	10	6	2	1	±1	1.3	±0.1	■
Female	99	±1	68	16	9	4	2	±2	1.6	±0.1	■
Male	99	±1	83	9	5	2	1	±1	1.3	±0.1	■
<b>TOTAL COAST GUARD</b>	99	±1	81	11	5	1	1	±2	1.3	±0.1	■
Enlisted	99	±1	80	11	6	2	1	±3	1.3	±0.1	■
E1 – E4	98	±2	79	10	7	2	2	±5	1.4	±0.1	■
E1 – E3	97	±4	84	7	6	1	2	±11	1.3	±0.2	■
E4	98	±2	77	11	8	3	1	±5	1.4	±0.1	■
E5 – E9	100	±1	80	12	5	1	1	±3	1.3	±0.1	■
E5 – E6	100	±1	80	12	6	2	1	±3	1.3	±0.1	■
E7 – E9	100	±1	83	12	5	0	0	±4	1.2	±0.1	■
Officers	100	±1	85	11	3	1	0	±5	1.2	±0.1	■
O1 – O3	99	±2	81	15	4	0	1	±7	1.3	±0.1	■
O4 – O6	100	±1	87	10	3	0	0	±7	1.2	±0.1	■
Non-Hispanic White	99	±1	80	12	6	1	1	±3	1.3	±0.1	■
Total Minority	99	±2	83	10	5	1	1	±4	1.3	±0.1	■
Non-Hispanic Black	97	±4	78	11	9	2	0	±10	1.4	±0.2	■
Hispanic	100	±1	85	10	3	1	1	±6	1.2	±0.1	■
<b>COAST GUARD FEMALES</b>	99	±2	69	18	8	2	3	±6	1.5	±0.2	■
Enlisted	99	±2	67	17	10	3	4	±7	1.6	±0.2	■
E1 – E4	98	±4	63	20	11	3	2	±12	1.6	±0.3	■
E5 – E9	100	±1	69	15	9	3	5	±7	1.6	±0.2	■
Officers	100	±0	75	21	1	0	NR	±14	1.3	±0.3	■
O1 – O3	100	±0	NR	NR	1	0	NR	±1	1.5	±0.3	■
O4 – O6	100	±0	92	8	1	0	0	±5	1.1	±0.1	■
<b>COAST GUARD MALES</b>	99	±1	83	11	5	1	1	±2	1.3	±0.1	■
Enlisted	99	±1	82	11	6	1	1	±3	1.3	±0.1	■
E1 – E4	98	±2	81	9	7	2	1	±5	1.3	±0.1	■
E5 – E9	100	±1	82	12	5	1	0	±3	1.3	±0.1	■
Officers	100	±1	86	10	3	1	0	±5	1.2	±0.1	■
O1 – O3	99	±2	84	12	4	0	0	±8	1.2	±0.1	■
O4 – O6	100	±1	87	10	3	0	0	±8	1.2	±0.1	■

Note. Percent responding are Service members who answered the question.

NR: Not reportable

35. How often during the past 12 months have you been in situations involving Military Personnel (Active Duty or Reserve), DoD/Service Civilian Employees, and/or Contractors where one or more of these individuals (of either gender)...

d. Treated you "differently" because of your gender (e.g., mistreated, slighted, or ignored you)?

1. Never  
4. Often

2. Once or twice  
5. Very often

3. Sometimes

	Percent Responding		Percentages					Max ME	Frequency of Behaviors		
			1	2	3	4	5				
<b>TOTAL DOD</b>	99	±1	88	5	4	1	1	±1	1.2	±0.1	
Female	99	±1	63	16	12	5	4	±2	1.7	±0.1	
Male	99	±1	92	3	3	1	0	±1	1.1	±0.1	
<b>TOTAL COAST GUARD</b>	99	±1	90	5	3	1	1	±2	1.2	±0.1	
Enlisted	99	±1	90	4	4	2	1	±2	1.2	±0.1	
E1 – E4	99	±2	88	5	4	1	1	±3	1.2	±0.1	
E1 – E3	99	±2	89	5	4	1	2	±8	1.2	±0.2	
E4	99	±2	88	5	5	1	1	±4	1.2	±0.1	
E5 – E9	100	±1	91	4	3	2	0	±2	1.2	±0.1	
E5 – E6	100	±1	90	4	4	2	0	±2	1.2	±0.1	
E7 – E9	100	±1	96	3	1	0	0	±2	1.1	±0.1	
Officers	99	±1	90	6	3	1	0	±4	1.2	±0.1	
O1 – O3	99	±2	85	8	5	1	0	±7	1.2	±0.1	
O4 – O6	100	±1	95	3	1	1	0	±4	1.1	±0.1	
Non-Hispanic White	99	±1	91	4	3	2	1	±2	1.2	±0.1	
Total Minority	99	±2	89	5	6	1	0	±4	1.2	±0.1	
Non-Hispanic Black	99	±3	86	6	7	1	0	±8	1.2	±0.2	
Hispanic	100	±1	89	2	7	1	1	±6	1.2	±0.2	
<b>COAST GUARD FEMALES</b>	99	±2	55	21	13	9	2	±6	1.8	±0.2	
Enlisted	99	±2	57	19	13	9	3	±7	1.8	±0.2	
E1 – E4	98	±4	52	19	17	9	3	±12	1.9	±0.3	
E5 – E9	100	±0	60	18	9	9	3	±8	1.8	±0.2	
Officers	100	±1	49	30	14	7	0	±14	1.8	±0.3	
O1 – O3	100	±1	39	NR	19	NR	0	±18	1.9	±0.3	
O4 – O6	100	±0	72	18	5	4	1	±12	1.4	±0.2	
<b>COAST GUARD MALES</b>	99	±1	95	2	2	0	0	±2	1.1	±0.1	
Enlisted	99	±1	95	2	2	1	0	±2	1.1	±0.1	
E1 – E4	99	±2	94	2	2	0	1	±3	1.1	±0.1	
E5 – E9	99	±1	95	2	2	1	0	±2	1.1	±0.1	
Officers	99	±1	96	3	2	0	0	±4	1.1	±0.1	
O1 – O3	99	±3	96	2	2	0	0	±6	1.1	±0.1	
O4 – O6	100	±1	97	2	1	0	0	±7	1.0	±0.1	

Note. Percent responding are Service members who answered the question.

NR: Not reportable

35. How often during the past 12 months have you been in situations involving Military Personnel (Active Duty or Reserve), DoD/Service Civilian Employees, and/or Contractors where one or more of these individuals (of either gender)...

e. Made offensive remarks about your appearance, body, or sexual activities?

1. Never  
4. Often

2. Once or twice  
5. Very often

3. Sometimes

	Percent Responding		Percentages					Max ME	Frequency of Behaviors		
			1	2	3	4	5				
<b>TOTAL DOD</b>	99	±1	83	9	5	2	1	±1	1.3	±0.1	
Female	99	±1	69	15	9	4	3	±2	1.6	±0.1	
Male	99	±1	85	7	5	2	1	±1	1.3	±0.1	
<b>TOTAL COAST GUARD</b>	99	±1	86	9	4	1	1	±2	1.2	±0.1	
Enlisted	99	±1	84	9	5	1	1	±2	1.3	±0.1	
E1 – E4	98	±2	79	12	6	2	1	±5	1.3	±0.1	
E1 – E3	95	±5	85	7	2	4	2	±9	1.3	±0.2	
E4	99	±2	77	13	8	1	1	±5	1.4	±0.1	
E5 – E9	99	±1	87	8	4	1	1	±2	1.2	±0.1	
E5 – E6	99	±1	86	8	4	1	1	±3	1.2	±0.1	
E7 – E9	100	±1	90	7	2	1	0	±4	1.1	±0.1	
Officers	100	±1	91	6	2	1	0	±4	1.1	±0.1	
O1 – O3	99	±2	87	8	3	1	1	±7	1.2	±0.1	
O4 – O6	100	±0	96	3	0	0	0	±5	1.1	±0.1	
Non-Hispanic White	99	±1	85	9	4	1	1	±2	1.2	±0.1	
Total Minority	98	±2	88	7	4	1	1	±4	1.2	±0.1	
Non-Hispanic Black	99	±3	86	7	6	1	0	±9	1.2	±0.2	
Hispanic	97	±3	88	6	4	1	1	±7	1.2	±0.2	
<b>COAST GUARD FEMALES</b>	98	±2	70	19	7	3	1	±6	1.5	±0.1	
Enlisted	98	±3	68	19	8	2	2	±7	1.5	±0.2	
E1 – E4	96	±6	58	25	13	3	1	±12	1.6	±0.2	
E5 – E9	99	±1	75	15	5	2	2	±7	1.4	±0.2	
Officers	100	±0	77	17	0	5	0	±14	1.3	±0.3	
O1 – O3	100	±0	NR	NR	0	NR	0	±1	1.5	±0.3	
O4 – O6	100	±0	96	3	0	1	0	±3	1.1	±0.1	
<b>COAST GUARD MALES</b>	99	±1	88	7	4	1	1	±2	1.2	±0.1	
Enlisted	99	±1	86	8	4	1	1	±2	1.2	±0.1	
E1 – E4	98	±2	82	10	5	2	2	±5	1.3	±0.1	
E5 – E9	99	±1	88	7	4	1	0	±3	1.2	±0.1	
Officers	100	±1	93	4	2	0	0	±4	1.1	±0.1	
O1 – O3	99	±2	91	5	4	0	1	±7	1.2	±0.1	
O4 – O6	100	±0	96	4	1	0	0	±6	1.1	±0.1	

Note. Percent responding are Service members who answered the question.

NR: Not reportable



35. How often during the past 12 months have you been in situations involving Military Personnel (Active Duty or Reserve), DoD/Service Civilian Employees, and/or Contractors where one or more of these individuals (of either gender)...

f. Made gestures or used body language of a sexual nature that embarrassed or offended you?

1. Never  
4. Often

2. Once or twice  
5. Very often

3. Sometimes

	Percent Responding		Percentages					Max ME	Frequency of Behaviors		
			1	2	3	4	5				
<b>TOTAL DOD</b>	99	±1	87	7	4	1	1	±1	1.2	±0.1	
Female	99	±1	72	17	8	2	1	±2	1.4	±0.1	
Male	99	±1	90	6	3	1	1	±1	1.2	±0.1	
<b>TOTAL COAST GUARD</b>	99	±1	86	9	3	1	1	±2	1.2	±0.1	
Enlisted	99	±1	86	9	4	1	1	±2	1.2	±0.1	
E1 – E4	99	±1	85	8	5	1	1	±4	1.3	±0.1	
E1 – E3	99	±2	87	6	NR	1	2	±10	1.2	±0.2	
E4	99	±2	84	9	5	1	1	±4	1.3	±0.1	
E5 – E9	99	±1	86	10	3	1	1	±2	1.2	±0.1	
E5 – E6	99	±1	85	10	4	1	1	±3	1.2	±0.1	
E7 – E9	99	±1	91	8	1	0	0	±3	1.1	±0.1	
Officers	100	±1	89	8	2	1	0	±4	1.2	±0.1	
O1 – O3	99	±2	87	9	3	0	1	±6	1.2	±0.1	
O4 – O6	100	±0	90	9	1	0	0	±5	1.1	±0.1	
Non-Hispanic White	99	±1	86	9	4	1	1	±2	1.2	±0.1	
Total Minority	99	±1	89	8	3	0	0	±4	1.1	±0.1	
Non-Hispanic Black	100	±0	89	6	4	0	0	±8	1.1	±0.1	
Hispanic	100	±0	89	10	1	0	1	±6	1.2	±0.1	
<b>COAST GUARD FEMALES</b>	99	±2	75	16	4	2	2	±6	1.4	±0.1	
Enlisted	98	±2	74	16	5	3	2	±6	1.4	±0.2	
E1 – E4	97	±4	69	20	6	4	1	±12	1.5	±0.2	
E5 – E9	99	±1	77	14	5	2	3	±7	1.4	±0.2	
Officers	100	±0	79	17	1	0	NR	±13	1.3	±0.2	
O1 – O3	100	±0	73	22	1	0	NR	±17	1.4	±0.3	
O4 – O6	100	±0	91	8	1	0	0	±5	1.1	±0.1	
<b>COAST GUARD MALES</b>	99	±1	88	8	3	1	0	±2	1.2	±0.1	
Enlisted	99	±1	87	8	3	1	1	±2	1.2	±0.1	
E1 – E4	100	±1	87	6	5	1	1	±4	1.2	±0.1	
E5 – E9	99	±1	87	9	3	1	0	±3	1.2	±0.1	
Officers	100	±1	90	7	2	1	0	±4	1.1	±0.1	
O1 – O3	99	±2	90	6	3	1	0	±6	1.1	±0.1	
O4 – O6	100	±0	90	9	1	0	0	±6	1.1	±0.1	

Note. Percent responding are Service members who answered the question.

NR: Not reportable

35. How often during the past 12 months have you been in situations involving Military Personnel (Active Duty or Reserve), DoD/Service Civilian Employees, and/or Contractors where one or more of these individuals (of either gender)...

g. Made offensive sexist remarks (e.g., suggesting that people of your gender are not suited for the kind of work you do)?

1. Never  
4. Often

2. Once or twice  
5. Very often

3. Sometimes

	Percent Responding		Percentages					Max ME	Frequency of Behaviors		
			1	2	3	4	5				
<b>TOTAL DOD</b>	99	±1	89	5	4	1	1	±1	1.2	±0.1	
Female	99	±1	68	16	9	4	3	±2	1.6	±0.1	■
Male	99	±1	93	4	3	1	0	±1	1.1	±0.1	
<b>TOTAL COAST GUARD</b>	99	±1	90	6	3	1	1	±2	1.2	±0.1	
Enlisted	99	±1	89	6	3	1	1	±2	1.2	±0.1	
E1 – E4	99	±1	88	7	4	1	1	±4	1.2	±0.1	
E1 – E3	99	±2	87	8	3	1	2	±8	1.2	±0.2	
E4	99	±2	88	6	4	1	1	±4	1.2	±0.1	
E5 – E9	99	±1	90	5	3	1	0	±2	1.2	±0.1	
E5 – E6	99	±1	90	5	3	1	0	±2	1.2	±0.1	
E7 – E9	98	±2	93	5	1	1	0	±3	1.1	±0.1	
Officers	99	±1	90	7	2	0	0	±4	1.1	±0.1	
O1 – O3	99	±2	86	11	3	0	0	±7	1.2	±0.1	
O4 – O6	100	±0	94	6	0	0	0	±4	1.1	±0.1	
Non-Hispanic White	99	±1	89	6	3	1	1	±2	1.2	±0.1	
Total Minority	100	±1	91	5	2	1	0	±3	1.1	±0.1	
Non-Hispanic Black	100	±0	89	6	3	1	0	±8	1.2	±0.2	
Hispanic	100	±0	91	4	2	1	1	±5	1.2	±0.1	
<b>COAST GUARD FEMALES</b>	99	±2	67	19	9	3	2	±6	1.5	±0.1	■
Enlisted	98	±2	65	19	10	4	2	±7	1.6	±0.2	■
E1 – E4	98	±4	64	22	12	3	NR	±12	1.5	±0.2	■
E5 – E9	99	±2	66	17	9	5	4	±7	1.6	±0.2	■
Officers	100	±1	74	20	6	0	0	±13	1.3	±0.2	
O1 – O3	100	±1	67	25	NR	0	0	±17	1.4	±0.3	■
O4 – O6	100	±0	87	12	1	1	1	±7	1.2	±0.1	
<b>COAST GUARD MALES</b>	99	±1	93	4	2	1	0	±2	1.1	±0.1	
Enlisted	99	±1	93	4	2	1	0	±2	1.1	±0.1	
E1 – E4	100	±1	91	4	2	1	1	±4	1.2	±0.1	
E5 – E9	99	±1	93	4	2	1	0	±2	1.1	±0.1	
Officers	99	±2	93	5	2	0	0	±4	1.1	±0.1	
O1 – O3	99	±2	90	7	2	0	0	±7	1.1	±0.1	
O4 – O6	100	±0	94	6	0	0	0	±5	1.1	±0.1	

Note. Percent responding are Service members who answered the question.

NR: Not reportable

35. How often during the past 12 months have you been in situations involving Military Personnel (Active Duty or Reserve), DoD/Service Civilian Employees, and/or Contractors where one or more of these individuals (of either gender)...

h. Made unwanted attempts to establish a romantic sexual relationship with you despite your efforts to discourage it?

1. Never  
4. Often

2. Once or twice  
5. Very often

3. Sometimes

	Percent Responding		Percentages					Max ME	Frequency of Behaviors		
			1	2	3	4	5				
<b>TOTAL DOD</b>	99	±1	93	4	2	1	0	±1	1.1	±0.1	
Female	99	±1	76	13	6	3	2	±2	1.4	±0.1	
Male	99	±1	95	2	2	0	0	±1	1.1	±0.1	
<b>TOTAL COAST GUARD</b>	99	±1	95	3	1	0	0	±1	1.1	±0.1	
Enlisted	99	±1	95	3	1	1	0	±2	1.1	±0.1	
E1 – E4	99	±2	93	3	2	1	1	±3	1.1	±0.1	
E1 – E3	98	±3	93	3	1	1	2	±7	1.1	±0.2	
E4	99	±2	93	3	2	1	1	±3	1.1	±0.1	
E5 – E9	99	±1	95	3	1	0	0	±2	1.1	±0.1	
E5 – E6	99	±1	95	3	2	0	0	±2	1.1	±0.1	
E7 – E9	98	±2	97	2	0	0	0	±2	1.0	±0.1	
Officers	99	±1	97	2	1	0	0	±3	1.0	±0.1	
O1 – O3	99	±2	95	3	2	0	0	±5	1.1	±0.1	
O4 – O6	100	±1	100	0	0	0	0	±1	1.0	±0.1	
Non-Hispanic White	99	±1	95	3	1	1	0	±2	1.1	±0.1	
Total Minority	99	±2	95	3	1	0	0	±3	1.1	±0.1	
Non-Hispanic Black	99	±2	91	5	3	1	0	±9	1.1	±0.1	
Hispanic	99	±2	96	2	1	0	1	±4	1.1	±0.1	
<b>COAST GUARD FEMALES</b>	99	±2	84	11	2	2	1	±5	1.3	±0.1	
Enlisted	99	±2	82	12	3	2	2	±6	1.3	±0.1	
E1 – E4	98	±4	80	12	3	4	1	±11	1.3	±0.2	
E5 – E9	99	±2	84	11	2	1	2	±6	1.3	±0.2	
Officers	100	±1	88	11	1	0	0	±13	1.1	±0.1	
O1 – O3	100	±0	83	15	2	0	0	±18	1.2	±0.2	
O4 – O6	99	±1	98	2	0	0	0	±2	1.0	±0.1	
<b>COAST GUARD MALES</b>	99	±1	97	1	1	0	0	±1	1.1	±0.1	
Enlisted	99	±1	96	2	1	0	0	±2	1.1	±0.1	
E1 – E4	99	±2	95	2	1	1	1	±3	1.1	±0.1	
E5 – E9	99	±1	97	2	1	0	0	±2	1.0	±0.1	
Officers	99	±2	99	0	1	0	0	±3	1.0	±0.1	
O1 – O3	99	±2	98	1	1	0	0	±5	1.0	±0.1	
O4 – O6	100	±0	100	0	0	0	0	±2	1.0	±0.1	

Note. Percent responding are Service members who answered the question.

35. How often during the past 12 months have you been in situations involving Military Personnel (Active Duty or Reserve), DoD/Service Civilian Employees, and/or Contractors where one or more of these individuals (of either gender)...

i. Put you down or was condescending to you because of your gender?

1. Never  
4. Often

2. Once or twice  
5. Very often

3. Sometimes

	Percent Responding		Percentages					Max ME	Frequency of Behaviors		
			1	2	3	4	5				
<b>TOTAL DOD</b>	99	±1	92	4	3	1	1	±1	1.1	±0.1	
Female	99	±1	74	14	7	3	2	±2	1.4	±0.1	
Male	99	±1	95	2	2	0	0	±1	1.1	±0.1	
<b>TOTAL COAST GUARD</b>	99	±1	93	3	2	1	0	±2	1.1	±0.1	
Enlisted	99	±1	93	3	2	1	0	±2	1.1	±0.1	
E1 – E4	99	±2	92	3	3	1	1	±3	1.1	±0.1	
E1 – E3	98	±3	93	3	2	NR	1	±6	1.1	±0.1	
E4	99	±2	92	4	3	1	1	±3	1.1	±0.1	
E5 – E9	99	±1	94	3	2	1	0	±2	1.1	±0.1	
E5 – E6	99	±1	93	3	3	1	0	±2	1.1	±0.1	
E7 – E9	98	±2	97	2	0	0	0	±2	1.0	±0.1	
Officers	99	±2	94	3	2	0	0	±3	1.1	±0.1	
O1 – O3	99	±2	91	5	3	1	0	±6	1.1	±0.1	
O4 – O6	100	±1	96	2	1	0	0	±7	1.1	±0.1	
Non-Hispanic White	99	±1	93	3	2	1	0	±2	1.1	±0.1	
Total Minority	98	±2	93	3	3	1	0	±3	1.1	±0.1	
Non-Hispanic Black	97	±5	89	5	5	1	0	±8	1.2	±0.2	
Hispanic	99	±2	93	2	3	1	0	±5	1.1	±0.1	
<b>COAST GUARD FEMALES</b>	99	±2	70	18	7	3	2	±6	1.5	±0.1	
Enlisted	99	±2	69	18	8	3	2	±7	1.5	±0.2	
E1 – E4	98	±4	65	21	9	4	2	±12	1.6	±0.2	
E5 – E9	99	±1	72	16	8	3	2	±7	1.5	±0.2	
Officers	100	±0	75	18	4	3	0	±13	1.4	±0.2	
O1 – O3	100	±0	68	23	NR	NR	0	±18	1.4	±0.3	
O4 – O6	100	±0	86	10	1	3	1	±7	1.2	±0.1	
<b>COAST GUARD MALES</b>	99	±1	97	1	2	0	0	±1	1.1	±0.1	
Enlisted	99	±1	97	1	2	0	0	±2	1.1	±0.1	
E1 – E4	99	±2	96	1	2	0	1	±3	1.1	±0.1	
E5 – E9	99	±1	97	2	1	0	0	±2	1.1	±0.1	
Officers	99	±2	97	1	2	0	0	±3	1.0	±0.1	
O1 – O3	99	±2	97	1	2	0	0	±5	1.1	±0.1	
O4 – O6	100	±1	97	1	NR	0	0	±6	1.0	±0.1	

Note. Percent responding are Service members who answered the question.

NR: Not reportable

35. How often during the past 12 months have you been in situations involving Military Personnel (Active Duty or Reserve), DoD/Service Civilian Employees, and/or Contractors where one or more of these individuals (of either gender)...

j. Continued to ask you for dates, drinks, dinner, etc., even though you said "No"?

1. Never  
4. Often

2. Once or twice  
5. Very often

3. Sometimes

	Percent Responding		Percentages					Max ME	Frequency of Behaviors		
			1	2	3	4	5				
<b>TOTAL DOD</b>	99	±1	94	3	2	1	0	±1	1.1	±0.1	
Female	99	±1	79	11	6	2	2	±2	1.4	±0.1	
Male	99	±1	96	1	2	0	0	±1	1.1	±0.1	
<b>TOTAL COAST GUARD</b>	99	±1	96	2	1	0	0	±1	1.1	±0.1	
Enlisted	99	±1	95	2	1	0	0	±2	1.1	±0.1	
E1 – E4	99	±1	94	3	2	0	1	±3	1.1	±0.1	
E1 – E3	99	±2	96	2	1	NR	1	±6	1.1	±0.1	
E4	99	±2	93	4	2	0	1	±3	1.1	±0.1	
E5 – E9	99	±1	96	2	1	0	0	±2	1.1	±0.1	
E5 – E6	99	±1	96	2	2	0	0	±2	1.1	±0.1	
E7 – E9	99	±2	99	1	0	0	0	±1	1.0	±0.1	
Officers	100	±1	98	1	1	0	0	±2	1.0	±0.1	
O1 – O3	99	±2	97	2	1	0	0	±4	1.0	±0.1	
O4 – O6	100	±1	100	0	0	0	0	±1	1.0	±0.1	
Non-Hispanic White	99	±1	96	2	1	0	0	±2	1.1	±0.1	
Total Minority	99	±2	95	3	1	0	0	±3	1.1	±0.1	
Non-Hispanic Black	99	±2	92	3	4	0	1	±8	1.2	±0.2	
Hispanic	100	±0	97	3	0	0	0	±4	1.0	±0.1	
<b>COAST GUARD FEMALES</b>	99	±2	86	10	2	1	1	±5	1.2	±0.1	
Enlisted	98	±2	84	10	3	1	2	±6	1.3	±0.1	
E1 – E4	97	±5	81	12	5	1	NR	±11	1.3	±0.2	
E5 – E9	99	±1	86	10	1	1	2	±6	1.2	±0.2	
Officers	100	±1	91	7	1	0	0	±12	1.1	±0.1	
O1 – O3	100	±0	87	NR	2	0	0	±17	1.1	±0.2	
O4 – O6	99	±1	99	1	0	0	0	±2	1.0	±0.1	
<b>COAST GUARD MALES</b>	99	±1	97	1	1	0	0	±1	1.0	±0.1	
Enlisted	99	±1	97	1	1	0	0	±2	1.1	±0.1	
E1 – E4	99	±1	96	2	1	0	1	±3	1.1	±0.1	
E5 – E9	99	±1	98	1	1	0	0	±2	1.0	±0.1	
Officers	100	±1	99	0	1	0	0	±3	1.0	±0.1	
O1 – O3	99	±2	99	0	1	0	0	±4	1.0	±0.1	
O4 – O6	100	±1	100	0	0	0	0	±2	1.0	±0.1	

Note. Percent responding are Service members who answered the question.

NR: Not reportable

35. How often during the past 12 months have you been in situations involving Military Personnel (Active Duty or Reserve), DoD/Service Civilian Employees, and/or Contractors where one or more of these individuals (of either gender)...

k. Made you feel like you were being bribed with some sort of reward or special treatment to engage in sexual behavior?

1. Never  
4. Often

2. Once or twice  
5. Very often

3. Sometimes

	Percent Responding		Percentages					Max ME	Frequency of Behaviors		
			1	2	3	4	5				
<b>TOTAL DOD</b>	99	±1	97	1	2	0	0	±1	1.1	±0.1	
Female	98	±1	93	3	2	1	1	±1	1.1	±0.1	
Male	99	±1	98	1	2	0	0	±1	1.0	±0.1	
<b>TOTAL COAST GUARD</b>	99	±1	98	0	1	0	0	±1	1.0	±0.1	
Enlisted	99	±1	98	0	1	0	0	±1	1.0	±0.1	
E1 – E4	98	±2	98	0	1	0	1	±2	1.1	±0.1	
E1 – E3	97	±4	97	NR	1	NR	2	±6	1.1	±0.2	
E4	99	±2	98	0	1	0	0	±3	1.0	±0.1	
E5 – E9	100	±1	98	0	1	0	0	±1	1.0	±0.1	
E5 – E6	100	±1	98	1	1	0	0	±2	1.0	±0.1	
E7 – E9	100	±1	100	0	0	0	0	±1	1.0	±0.1	
Officers	98	±2	99	0	0	0	0	±3	1.0	±0.1	
O1 – O3	98	±3	100	0	0	0	0	±1	1.0	±0.1	
O4 – O6	99	±3	100	0	0	0	0	±2	1.0	±0.1	
Non-Hispanic White	99	±1	98	0	1	0	0	±1	1.0	±0.1	
Total Minority	99	±2	98	1	1	0	0	±2	1.0	±0.1	
Non-Hispanic Black	100	±0	97	0	3	0	0	±7	1.1	±0.1	
Hispanic	98	±3	98	1	0	0	1	±4	1.0	±0.1	
<b>COAST GUARD FEMALES</b>	99	±2	98	1	0	0	0	±2	1.0	±0.1	
Enlisted	99	±2	98	1	1	0	0	±3	1.0	±0.1	
E1 – E4	98	±4	98	NR	1	NR	NR	±7	1.0	±0.1	
E5 – E9	100	±1	98	1	0	0	0	±3	1.0	±0.1	
Officers	100	±1	100	0	0	0	0	±1	1.0	±0.1	
O1 – O3	100	±0	100	0	0	0	0	±1	1.0	±0.1	
O4 – O6	99	±1	99	1	0	0	0	±2	1.0	±0.1	
<b>COAST GUARD MALES</b>	99	±1	99	0	1	0	0	±1	1.0	±0.1	
Enlisted	99	±1	98	0	1	0	0	±1	1.0	±0.1	
E1 – E4	98	±2	98	0	1	0	1	±3	1.1	±0.1	
E5 – E9	100	±1	98	0	1	0	0	±2	1.0	±0.1	
Officers	98	±2	99	0	0	0	0	±3	1.0	±0.1	
O1 – O3	98	±3	100	0	0	0	0	±0	1.0	±0.0	
O4 – O6	99	±3	100	0	0	0	0	±2	1.0	±0.1	

Note. Percent responding are Service members who answered the question.

NR: Not reportable

35. How often during the past 12 months have you been in situations involving Military Personnel (Active Duty or Reserve), DoD/Service Civilian Employees, and/or Contractors where one or more of these individuals (of either gender)...

I. Made you feel threatened with some sort of retaliation for not being sexually cooperative (for example, by mentioning an upcoming review)?

1. Never  
4. Often

2. Once or twice  
5. Very often

3. Sometimes

	Percent Responding		Percentages					Max ME	Frequency of Behaviors		
			1	2	3	4	5				
<b>TOTAL DOD</b>	99	±1	97	1	2	0	0	±1	1.1	±0.1	
Female	99	±1	95	2	2	0	0	±1	1.1	±0.1	
Male	99	±1	98	1	2	0	0	±1	1.0	±0.1	
<b>TOTAL COAST GUARD</b>	99	±1	98	0	1	0	0	±1	1.0	±0.1	
Enlisted	99	±1	98	1	1	0	0	±1	1.0	±0.1	
E1 – E4	99	±2	98	1	1	0	1	±2	1.1	±0.1	
E1 – E3	98	±4	97	NR	1	NR	2	±6	1.1	±0.2	
E4	99	±2	98	1	1	0	0	±3	1.0	±0.1	
E5 – E9	100	±1	98	1	1	0	0	±1	1.0	±0.1	
E5 – E6	100	±1	98	1	1	0	0	±2	1.0	±0.1	
E7 – E9	100	±1	100	0	0	0	0	±1	1.0	±0.1	
Officers	100	±1	99	0	0	0	0	±2	1.0	±0.1	
O1 – O3	100	±0	100	0	0	0	0	±1	1.0	±0.1	
O4 – O6	100	±1	100	0	0	0	0	±2	1.0	±0.1	
Non-Hispanic White	100	±1	98	0	1	0	0	±1	1.0	±0.1	
Total Minority	99	±2	98	1	1	0	0	±2	1.0	±0.1	
Non-Hispanic Black	100	±0	97	1	3	0	0	±7	1.1	±0.1	
Hispanic	100	±0	99	0	0	0	1	±4	1.0	±0.1	
<b>COAST GUARD FEMALES</b>	99	±2	98	2	0	0	0	±2	1.0	±0.1	
Enlisted	99	±2	97	2	0	0	0	±3	1.0	±0.1	
E1 – E4	98	±4	97	NR	NR	1	NR	±7	1.0	±0.1	
E5 – E9	100	±1	97	2	0	0	1	±3	1.1	±0.1	
Officers	100	±1	100	0	0	0	0	±1	1.0	±0.1	
O1 – O3	100	±0	100	0	0	0	0	±1	1.0	±0.1	
O4 – O6	99	±1	100	0	0	0	0	±0	1.0	±0.0	
<b>COAST GUARD MALES</b>	100	±1	98	0	1	0	0	±1	1.0	±0.1	
Enlisted	99	±1	98	0	1	0	0	±1	1.0	±0.1	
E1 – E4	99	±2	98	0	1	0	1	±3	1.1	±0.1	
E5 – E9	100	±1	98	0	1	0	0	±2	1.0	±0.1	
Officers	100	±1	99	0	0	0	0	±3	1.0	±0.1	
O1 – O3	100	±0	100	0	0	0	0	±0	1.0	±0.0	
O4 – O6	100	±1	100	0	0	0	0	±2	1.0	±0.1	

Note. Percent responding are Service members who answered the question.

NR: Not reportable

35. How often during the past 12 months have you been in situations involving Military Personnel (Active Duty or Reserve), DoD/Service Civilian Employees, and/or Contractors where one or more of these individuals (of either gender)...

m. Touched you in a way that made you feel uncomfortable?

1. Never  
4. Often

2. Once or twice  
5. Very often

3. Sometimes

	Percent Responding		Percentages					Max ME	Frequency of Behaviors		
			1	2	3	4	5				
<b>TOTAL DOD</b>	99	±1	94	3	2	0	0	±1	1.1	±0.1	
Female	99	±1	85	10	4	1	1	±2	1.2	±0.1	
Male	99	±1	95	2	2	0	0	±1	1.1	±0.1	
<b>TOTAL COAST GUARD</b>	99	±1	96	2	1	0	0	±1	1.1	±0.1	
Enlisted	99	±1	96	3	1	0	0	±2	1.1	±0.1	
E1 – E4	99	±2	93	5	1	0	1	±3	1.1	±0.1	
E1 – E3	98	±3	93	5	1	NR	2	±8	1.1	±0.2	
E4	99	±2	93	4	1	0	0	±3	1.1	±0.1	
E5 – E9	99	±1	97	2	1	0	0	±2	1.0	±0.1	
E5 – E6	99	±1	96	2	1	0	0	±2	1.1	±0.1	
E7 – E9	100	±1	100	0	0	0	0	±1	1.0	±0.1	
Officers	100	±1	98	1	0	0	0	±2	1.0	±0.1	
O1 – O3	100	±0	98	2	0	0	0	±4	1.0	±0.1	
O4 – O6	100	±1	99	1	0	0	0	±2	1.0	±0.1	
Non-Hispanic White	99	±1	96	2	1	0	0	±2	1.1	±0.1	
Total Minority	99	±2	96	3	1	0	0	±3	1.1	±0.1	
Non-Hispanic Black	100	±0	93	5	3	0	0	±9	1.1	±0.1	
Hispanic	100	±1	98	2	0	0	1	±4	1.0	±0.1	
<b>COAST GUARD FEMALES</b>	99	±2	88	10	1	1	0	±5	1.2	±0.1	
Enlisted	99	±2	86	11	1	1	0	±6	1.2	±0.1	
E1 – E4	97	±4	82	15	NR	2	NR	±11	1.2	±0.2	
E5 – E9	100	±1	90	9	1	0	0	±6	1.1	±0.1	
Officers	100	±1	93	7	0	0	0	±10	1.1	±0.1	
O1 – O3	100	±0	91	9	0	0	0	±15	1.1	±0.1	
O4 – O6	99	±1	95	3	1	0	0	±3	1.1	±0.1	
<b>COAST GUARD MALES</b>	99	±1	97	1	1	0	0	±1	1.0	±0.1	
Enlisted	99	±1	97	2	1	0	0	±2	1.1	±0.1	
E1 – E4	99	±2	95	3	1	0	1	±3	1.1	±0.1	
E5 – E9	99	±1	98	1	1	0	0	±2	1.0	±0.1	
Officers	100	±0	99	0	0	0	0	±3	1.0	±0.1	
O1 – O3	100	±0	99	1	0	0	0	±2	1.0	±0.1	
O4 – O6	100	±0	99	1	0	0	0	±2	1.0	±0.1	

Note. Percent responding are Service members who answered the question.

NR: Not reportable



35. How often during the past 12 months have you been in situations involving Military Personnel (Active Duty or Reserve), DoD/Service Civilian Employees, and/or Contractors where one or more of these individuals (of either gender)...

n. Intentionally cornered you or leaned over you in a sexual way?

1. Never  
4. Often

2. Once or twice  
5. Very often

3. Sometimes

	Percent Responding		Percentages					Max ME	Frequency of Behaviors		
			1	2	3	4	5				
<b>TOTAL DOD</b>	99	±1	96	2	2	0	0	±1	1.1	±0.1	
Female	99	±1	88	8	3	1	1	±2	1.2	±0.1	
Male	99	±1	97	1	2	0	0	±1	1.1	±0.1	
<b>TOTAL COAST GUARD</b>	99	±1	97	2	1	0	0	±1	1.1	±0.1	
Enlisted	99	±1	96	2	1	0	0	±2	1.1	±0.1	
E1 – E4	99	±2	95	3	1	0	1	±3	1.1	±0.1	
E1 – E3	99	±2	94	4	1	NR	2	±7	1.1	±0.2	
E4	99	±2	95	2	1	0	0	±3	1.1	±0.1	
E5 – E9	99	±1	97	2	1	0	0	±2	1.1	±0.1	
E5 – E6	99	±1	96	2	1	0	0	±2	1.1	±0.1	
E7 – E9	99	±1	99	1	0	0	0	±2	1.0	±0.1	
Officers	100	±1	99	1	1	0	0	±2	1.0	±0.1	
O1 – O3	100	±0	98	1	1	0	0	±4	1.0	±0.1	
O4 – O6	99	±2	99	1	0	0	0	±2	1.0	±0.1	
Non-Hispanic White	99	±1	97	2	1	0	0	±2	1.1	±0.1	
Total Minority	99	±2	97	2	1	0	0	±3	1.0	±0.1	
Non-Hispanic Black	99	±2	93	4	3	0	0	±9	1.1	±0.1	
Hispanic	99	±2	98	1	0	0	1	±4	1.0	±0.1	
<b>COAST GUARD FEMALES</b>	98	±2	89	8	2	1	0	±5	1.1	±0.1	
Enlisted	98	±2	88	10	1	1	0	±5	1.2	±0.1	
E1 – E4	96	±5	85	11	NR	2	NR	±10	1.2	±0.2	
E5 – E9	100	±1	90	9	1	0	0	±6	1.1	±0.1	
Officers	100	±1	94	3	NR	0	0	±11	1.1	±0.2	
O1 – O3	100	±0	NR	NR	NR	0	0	±0	1.1	±0.2	
O4 – O6	99	±1	99	1	0	0	0	±1	1.0	±0.1	
<b>COAST GUARD MALES</b>	99	±1	98	1	1	0	0	±1	1.0	±0.1	
Enlisted	99	±1	97	1	1	0	0	±2	1.1	±0.1	
E1 – E4	99	±1	96	2	1	0	1	±3	1.1	±0.1	
E5 – E9	99	±1	98	1	1	0	0	±2	1.0	±0.1	
Officers	100	±1	99	0	0	0	0	±3	1.0	±0.1	
O1 – O3	100	±0	100	0	0	0	0	±0	1.0	±0.0	
O4 – O6	99	±2	99	1	0	0	0	±2	1.0	±0.1	

Note. Percent responding are Service members who answered the question.

NR: Not reportable

35. How often during the past 12 months have you been in situations involving Military Personnel (Active Duty or Reserve), DoD/Service Civilian Employees, and/or Contractors where one or more of these individuals (of either gender)...

o. Treated you badly for refusing to have sex?

1. Never  
4. Often

2. Once or twice  
5. Very often

3. Sometimes

	Percent Responding		Percentages					Max ME	Frequency of Behaviors		
			1	2	3	4	5				
<b>TOTAL DOD</b>	99	±1	97	1	1	0	0	±1	1.1	±0.1	
Female	99	±1	94	3	2	0	1	±1	1.1	±0.1	
Male	99	±1	98	1	1	0	0	±1	1.0	±0.1	
<b>TOTAL COAST GUARD</b>	99	±1	98	1	1	0	0	±1	1.0	±0.1	
Enlisted	99	±1	98	1	1	0	0	±1	1.0	±0.1	
E1 – E4	99	±1	97	1	1	0	1	±2	1.1	±0.1	
E1 – E3	99	±2	97	1	1	NR	2	±6	1.1	±0.2	
E4	99	±2	98	1	1	0	0	±3	1.0	±0.1	
E5 – E9	99	±1	99	1	1	0	0	±1	1.0	±0.1	
E5 – E6	99	±1	98	1	1	0	0	±2	1.0	±0.1	
E7 – E9	99	±1	100	0	0	0	0	±1	1.0	±0.1	
Officers	100	±1	99	0	0	0	0	±2	1.0	±0.1	
O1 – O3	100	±0	100	0	0	0	0	±1	1.0	±0.1	
O4 – O6	100	±1	100	0	0	0	0	±2	1.0	±0.1	
Non-Hispanic White	99	±1	98	0	1	0	0	±1	1.0	±0.1	
Total Minority	99	±1	98	1	1	0	0	±2	1.0	±0.1	
Non-Hispanic Black	100	±0	95	2	3	0	0	±7	1.1	±0.1	
Hispanic	100	±1	99	0	0	0	1	±4	1.0	±0.1	
<b>COAST GUARD FEMALES</b>	99	±2	97	2	0	0	0	±3	1.0	±0.1	
Enlisted	99	±2	97	2	1	0	0	±4	1.0	±0.1	
E1 – E4	98	±4	96	NR	NR	1	NR	±9	1.1	±0.1	
E5 – E9	99	±1	98	2	0	0	0	±3	1.0	±0.1	
Officers	100	±1	100	0	0	0	0	±1	1.0	±0.1	
O1 – O3	100	±0	100	0	0	0	0	±1	1.0	±0.1	
O4 – O6	99	±1	100	0	0	0	0	±0	1.0	±0.0	
<b>COAST GUARD MALES</b>	99	±1	99	0	1	0	0	±1	1.0	±0.1	
Enlisted	99	±1	98	0	1	0	0	±1	1.0	±0.1	
E1 – E4	99	±2	98	0	1	0	1	±3	1.1	±0.1	
E5 – E9	99	±1	99	0	1	0	0	±2	1.0	±0.1	
Officers	100	±0	99	0	0	0	0	±3	1.0	±0.1	
O1 – O3	100	±0	100	0	0	0	0	±0	1.0	±0.0	
O4 – O6	100	±0	100	0	0	0	0	±2	1.0	±0.1	

Note. Percent responding are Service members who answered the question.

NR: Not reportable

35. How often during the past 12 months have you been in situations involving Military Personnel (Active Duty or Reserve), DoD/Service Civilian Employees, and/or Contractors where one or more of these individuals (of either gender)...

p. Implied faster promotions or better treatment if you were sexually cooperative?

1. Never  
4. Often

2. Once or twice  
5. Very often

3. Sometimes

	Percent Responding		Percentages					Max ME	Frequency of Behaviors		
			1	2	3	4	5				
<b>TOTAL DOD</b>	99	±1	98	1	1	0	0	±1	1.0	±0.1	
Female	99	±1	96	2	2	0	0	±1	1.1	±0.1	
Male	99	±1	98	0	1	0	0	±1	1.0	±0.1	
<b>TOTAL COAST GUARD</b>	99	±1	99	0	1	0	0	±1	1.0	±0.1	
Enlisted	99	±1	98	1	1	0	0	±1	1.0	±0.1	
E1 – E4	99	±2	98	1	1	0	1	±2	1.0	±0.1	
E1 – E3	98	±3	97	1	1	NR	2	±6	1.1	±0.2	
E4	99	±2	98	1	1	0	0	±3	1.0	±0.1	
E5 – E9	99	±1	99	0	1	0	0	±1	1.0	±0.1	
E5 – E6	99	±1	98	0	1	0	0	±2	1.0	±0.1	
E7 – E9	99	±1	100	0	0	0	0	±1	1.0	±0.1	
Officers	100	±1	99	0	0	0	0	±3	1.0	±0.1	
O1 – O3	100	±0	100	0	0	0	0	±1	1.0	±0.1	
O4 – O6	99	±1	100	0	0	0	0	±2	1.0	±0.1	
Non-Hispanic White	99	±1	99	0	1	0	0	±1	1.0	±0.1	
Total Minority	99	±2	99	0	1	0	0	±2	1.0	±0.1	
Non-Hispanic Black	98	±2	97	NR	3	NR	NR	±7	1.1	±0.1	
Hispanic	100	±0	98	1	0	0	1	±4	1.0	±0.1	
<b>COAST GUARD FEMALES</b>	99	±2	98	2	0	0	0	±3	1.0	±0.1	
Enlisted	99	±2	98	2	0	0	0	±3	1.0	±0.1	
E1 – E4	98	±4	96	4	NR	NR	NR	±7	1.0	±0.1	
E5 – E9	100	±1	99	1	0	0	0	±2	1.0	±0.1	
Officers	100	±1	100	0	0	0	0	±1	1.0	±0.1	
O1 – O3	100	±0	100	0	0	0	0	±1	1.0	±0.1	
O4 – O6	99	±1	100	0	0	0	0	±0	1.0	±0.0	
<b>COAST GUARD MALES</b>	99	±1	99	0	1	0	0	±1	1.0	±0.1	
Enlisted	99	±1	98	0	1	0	0	±1	1.0	±0.1	
E1 – E4	99	±2	98	0	1	0	1	±3	1.0	±0.1	
E5 – E9	99	±1	99	0	1	0	0	±1	1.0	±0.1	
Officers	99	±1	99	0	0	0	0	±3	1.0	±0.1	
O1 – O3	100	±0	100	0	0	0	0	±0	1.0	±0.0	
O4 – O6	99	±1	100	0	0	0	0	±2	1.0	±0.1	

Note. Percent responding are Service members who answered the question.

NR: Not reportable

35. How often during the past 12 months have you been in situations involving Military Personnel (Active Duty or Reserve), DoD/Service Civilian Employees, and/or Contractors where one or more of these individuals (of either gender)...

q. Made sexually suggestive comments, gestures, or looks (e.g., stared at your body)?

1. Never  
4. Often

2. Once or twice  
5. Very often

3. Sometimes

	Percent Responding		Percentages					Max ME	Frequency of Behaviors		
			1	2	3	4	5				
<b>TOTAL DOD</b>	99	±1	89	6	4	1	1	±1	1.2	±0.1	
Female	99	±1	68	18	8	3	3	±2	1.6	±0.1	
Male	99	±1	93	4	3	0	0	±1	1.1	±0.1	
<b>TOTAL COAST GUARD</b>	99	±1	92	5	2	1	1	±2	1.1	±0.1	
Enlisted	99	±1	91	5	3	1	1	±2	1.1	±0.1	
E1 – E4	99	±1	89	5	3	1	1	±4	1.2	±0.1	
E1 – E3	100	±0	89	6	3	NR	2	±8	1.2	±0.2	
E4	99	±2	89	5	3	1	1	±4	1.2	±0.1	
E5 – E9	100	±1	92	5	3	0	0	±2	1.1	±0.1	
E5 – E6	100	±1	91	5	3	0	0	±2	1.1	±0.1	
E7 – E9	99	±1	95	4	1	0	0	±3	1.1	±0.1	
Officers	99	±2	95	4	1	0	0	±3	1.1	±0.1	
O1 – O3	98	±3	92	5	1	1	1	±5	1.1	±0.1	
O4 – O6	99	±2	97	2	0	0	0	±2	1.0	±0.1	
Non-Hispanic White	99	±1	92	5	3	1	1	±2	1.1	±0.1	
Total Minority	99	±2	92	5	2	0	0	±3	1.1	±0.1	
Non-Hispanic Black	100	±1	86	10	3	1	0	±9	1.2	±0.2	
Hispanic	99	±2	95	4	1	0	1	±5	1.1	±0.1	
<b>COAST GUARD FEMALES</b>	99	±2	70	17	7	3	2	±6	1.5	±0.2	
Enlisted	100	±1	68	18	8	3	2	±7	1.5	±0.2	
E1 – E4	100	±0	62	19	11	5	4	±12	1.7	±0.3	
E5 – E9	99	±1	73	17	7	2	2	±7	1.4	±0.2	
Officers	98	±5	78	15	1	NR	NR	±13	1.4	±0.3	
O1 – O3	97	±7	72	20	1	NR	NR	±18	NR		
O4 – O6	99	±1	91	6	2	1	1	±5	1.1	±0.1	
<b>COAST GUARD MALES</b>	99	±1	95	3	2	0	0	±2	1.1	±0.1	
Enlisted	99	±1	94	3	2	0	0	±2	1.1	±0.1	
E1 – E4	99	±2	93	3	2	0	1	±3	1.1	±0.1	
E5 – E9	100	±1	94	4	2	0	0	±2	1.1	±0.1	
Officers	99	±2	97	2	1	0	0	±3	1.0	±0.1	
O1 – O3	99	±3	96	2	2	0	0	±5	1.1	±0.1	
O4 – O6	99	±2	98	2	0	0	0	±3	1.0	±0.1	

Note. Percent responding are Service members who answered the question.

NR: Not reportable

35. How often during the past 12 months have you been in situations involving Military Personnel (Active Duty or Reserve), DoD/Service Civilian Employees, and/or Contractors where one or more of these individuals (of either gender)...

r. Attempted to have sex with you without your consent or against your will, but was not successful?

1. Never  
4. Often

2. Once or twice  
5. Very often

3. Sometimes

	Percent Responding		Percentages					Max ME	Frequency of Behaviors		
			1	2	3	4	5				
<b>TOTAL DOD</b>	99	±1	97	1	1	0	0	±1	1.0	±0.1	
Female	99	±1	95	3	1	0	0	±1	1.1	±0.1	
Male	99	±1	98	1	1	0	0	±1	1.0	±0.1	
<b>TOTAL COAST GUARD</b>	99	±1	99	1	1	0	0	±1	1.0	±0.1	
Enlisted	99	±1	98	1	1	0	0	±1	1.0	±0.1	
E1 – E4	98	±2	97	1	1	0	1	±2	1.1	±0.1	
E1 – E3	97	±4	97	1	1	NR	2	±6	1.1	±0.2	
E4	99	±2	98	1	1	0	0	±3	1.0	±0.1	
E5 – E9	100	±1	99	0	1	0	0	±1	1.0	±0.1	
E5 – E6	100	±1	98	1	1	0	0	±2	1.0	±0.1	
E7 – E9	99	±1	100	0	0	0	0	±2	1.0	±0.1	
Officers	100	±1	100	0	0	0	0	±1	1.0	±0.1	
O1 – O3	100	±0	100	0	0	0	0	±1	1.0	±0.1	
O4 – O6	100	±1	100	0	0	0	0	±2	1.0	±0.1	
Non-Hispanic White	100	±1	98	1	1	0	0	±1	1.0	±0.1	
Total Minority	99	±2	99	0	1	0	0	±2	1.0	±0.1	
Non-Hispanic Black	99	±1	96	1	3	0	0	±8	1.1	±0.1	
Hispanic	99	±3	99	0	0	0	1	±4	1.0	±0.1	
<b>COAST GUARD FEMALES</b>	99	±2	97	3	0	0	0	±3	1.0	±0.1	
Enlisted	99	±2	97	3	0	0	0	±4	1.0	±0.1	
E1 – E4	98	±4	94	6	NR	NR	NR	±9	1.1	±0.1	
E5 – E9	100	±1	99	1	0	0	0	±3	1.0	±0.1	
Officers	100	±1	100	0	0	0	0	±1	1.0	±0.1	
O1 – O3	100	±0	100	0	0	0	0	±1	1.0	±0.1	
O4 – O6	99	±1	100	0	0	0	0	±0	1.0	±0.0	
<b>COAST GUARD MALES</b>	99	±1	99	0	1	0	0	±1	1.0	±0.1	
Enlisted	99	±1	98	0	1	0	0	±1	1.0	±0.1	
E1 – E4	98	±2	98	0	1	0	1	±3	1.1	±0.1	
E5 – E9	100	±1	99	0	1	0	0	±2	1.0	±0.1	
Officers	100	±0	100	0	0	0	0	±1	1.0	±0.1	
O1 – O3	100	±0	100	0	0	0	0	±0	1.0	±0.0	
O4 – O6	100	±0	100	0	0	0	0	±2	1.0	±0.1	

Note. Percent responding are Service members who answered the question.

NR: Not reportable

35. How often during the past 12 months have you been in situations involving Military Personnel (Active Duty or Reserve), DoD/Service Civilian Employees, and/or Contractors where one or more of these individuals (of either gender)...

s. Had sex with you without your consent or against your will?

1. Never  
4. Often

2. Once or twice  
5. Very often

3. Sometimes

	Percent Responding		Percentages					Max ME	Frequency of Behaviors		
			1	2	3	4	5				
<b>TOTAL DOD</b>	99	±1	98	0	1	0	0	±1	1.0	±0.1	
Female	99	±1	97	1	1	0	0	±1	1.0	±0.1	
Male	99	±1	98	0	1	0	0	±1	1.0	±0.1	
<b>TOTAL COAST GUARD</b>	99	±1	99	0	1	0	0	±1	1.0	±0.1	
Enlisted	99	±1	99	0	1	0	0	±1	1.0	±0.1	
E1 – E4	99	±2	98	0	1	0	0	±2	1.0	±0.1	
E1 – E3	99	±3	98	NR	1	NR	1	±6	1.1	±0.1	
E4	99	±2	98	1	1	0	0	±3	1.0	±0.1	
E5 – E9	99	±1	99	0	1	0	0	±1	1.0	±0.1	
E5 – E6	99	±1	99	0	1	0	0	±2	1.0	±0.1	
E7 – E9	99	±1	100	0	0	0	0	±1	1.0	±0.1	
Officers	100	±1	100	0	0	0	0	±1	1.0	±0.1	
O1 – O3	100	±0	100	0	0	0	0	±0	1.0	±0.0	
O4 – O6	100	±0	99	0	0	0	0	±2	1.0	±0.1	
Non-Hispanic White	99	±1	99	0	1	0	0	±1	1.0	±0.1	
Total Minority	99	±2	99	0	1	0	0	±2	1.0	±0.1	
Non-Hispanic Black	100	±0	97	0	3	0	0	±7	1.1	±0.1	
Hispanic	100	±1	100	0	0	0	0	±0	1.0	±0.0	
<b>COAST GUARD FEMALES</b>	100	±1	99	1	0	0	0	±3	1.0	±0.1	
Enlisted	100	±1	99	1	0	0	0	±3	1.0	±0.1	
E1 – E4	100	±0	98	2	NR	NR	NR	±7	1.0	±0.1	
E5 – E9	100	±1	100	0	0	0	0	±1	1.0	±0.1	
Officers	100	±0	100	0	0	0	0	±0	1.0	±0.0	
O1 – O3	100	±0	100	0	0	0	0	±0	1.0	±0.0	
O4 – O6	100	±0	100	0	0	0	0	±0	1.0	±0.0	
<b>COAST GUARD MALES</b>	99	±1	99	0	1	0	0	±1	1.0	±0.1	
Enlisted	99	±1	98	0	1	0	0	±1	1.0	±0.1	
E1 – E4	99	±2	98	0	1	0	1	±3	1.1	±0.1	
E5 – E9	99	±1	99	0	1	0	0	±1	1.0	±0.1	
Officers	100	±1	100	0	0	0	0	±1	1.0	±0.1	
O1 – O3	100	±0	100	0	0	0	0	±0	1.0	±0.0	
O4 – O6	100	±0	99	0	0	0	0	±2	1.0	±0.1	

Note. Percent responding are Service members who answered the question.

NR: Not reportable

**35. How often during the past 12 months have you been in situations involving Military Personnel (Active Duty or Reserve), DoD/Service Civilian Employees, and/or Contractors where one or more of these individuals (of either gender)...**

**t. Other unwanted gender-related behavior?**

1. Never  
4. Often

2. Once or twice  
5. Very often

3. Sometimes

	Percent Responding		Percentages					Max ME	Frequency of Behaviors		
			1	2	3	4	5				
<b>TOTAL DOD</b>	99	±1	96	1	2	0	0	±1	1.1	±0.1	
Female	99	±1	90	5	4	1	1	±1	1.2	±0.1	
Male	99	±1	97	1	2	0	0	±1	1.1	±0.1	
<b>TOTAL COAST GUARD</b>	99	±1	97	1	1	0	0	±1	1.1	±0.1	
Enlisted	99	±1	97	1	1	0	0	±1	1.1	±0.1	
E1 – E4	99	±2	96	2	2	0	1	±3	1.1	±0.1	
E1 – E3	98	±4	97	1	1	NR	2	±6	1.1	±0.2	
E4	99	±2	96	2	2	0	0	±3	1.1	±0.1	
E5 – E9	100	±1	98	1	1	0	0	±1	1.0	±0.1	
E5 – E6	100	±1	97	1	1	0	0	±2	1.1	±0.1	
E7 – E9	99	±1	99	1	0	0	0	±2	1.0	±0.1	
Officers	100	±1	98	1	1	0	0	±2	1.0	±0.1	
O1 – O3	100	±1	97	1	1	1	0	±4	1.1	±0.1	
O4 – O6	100	±0	99	1	0	0	0	±2	1.0	±0.1	
Non-Hispanic White	99	±1	97	1	1	0	0	±1	1.1	±0.1	
Total Minority	99	±1	98	1	1	0	0	±2	1.0	±0.1	
Non-Hispanic Black	100	±0	96	2	3	0	0	±7	1.1	±0.1	
Hispanic	100	±0	98	1	0	0	1	±4	1.0	±0.1	
<b>COAST GUARD FEMALES</b>	98	±2	91	6	1	1	1	±4	1.1	±0.1	
Enlisted	98	±3	90	7	2	0	1	±5	1.1	±0.1	
E1 – E4	96	±5	88	9	3	NR	NR	±10	1.2	±0.1	
E5 – E9	99	±2	92	5	1	0	2	±5	1.1	±0.1	
Officers	100	±1	92	5	0	NR	0	±10	1.1	±0.2	
O1 – O3	100	±1	90	NR	0	NR	0	±16	1.2	±0.3	
O4 – O6	100	±0	95	3	1	0	1	±3	1.1	±0.1	
<b>COAST GUARD MALES</b>	100	±1	98	0	1	0	0	±1	1.0	±0.1	
Enlisted	99	±1	98	0	1	0	0	±1	1.0	±0.1	
E1 – E4	99	±2	97	0	1	0	1	±3	1.1	±0.1	
E5 – E9	100	±1	98	0	1	0	0	±1	1.0	±0.1	
Officers	100	±0	99	0	1	0	0	±2	1.0	±0.1	
O1 – O3	100	±0	99	0	1	0	0	±4	1.0	±0.1	
O4 – O6	100	±0	100	0	0	0	0	±2	1.0	±0.1	

Note. Percent responding are Service members who answered the question.

NR: Not reportable

**35. Crude/Offensive Behavior incident rate: Constructed from Q35a, Q35c and Q35e-f. Crude/Offensive Behavior can be defined as verbal and nonverbal behaviors of a sexual nature that were offensive or embarrassing.**

	Percent Responding		Percentages	Max ME	Crude/ Offensive
			Incident Rate		
<b>TOTAL DOD</b>	100	±0	33	±1	
Female	100	±0	52	±2	
Male	100	±0	29	±2	
<b>TOTAL COAST GUARD</b>	100	±0	35	±3	
Enlisted	100	±0	35	±3	
E1 – E4	100	±0	37	±6	
E1 – E3	100	±0	33	±13	
E4	100	±0	39	±6	
E5 – E9	100	±0	34	±3	
E5 – E6	100	±0	35	±4	
E7 – E9	100	±0	32	±5	
Officers	100	±0	32	±5	
O1 – O3	100	±0	39	±8	
O4 – O6	100	±0	30	±7	
Non-Hispanic White	100	±0	35	±3	
Total Minority	100	±0	34	±6	
Non-Hispanic Black	100	±0	46	±10	
Hispanic	100	±0	28	±9	
<b>COAST GUARD FEMALES</b>	100	±0	54	±6	
Enlisted	100	±0	57	±7	
E1 – E4	100	±0	66	±12	
E5 – E9	100	±0	51	±8	
Officers	100	±0	43	±13	
O1 – O3	100	±0	NR		
O4 – O6	100	±0	24	±11	
<b>COAST GUARD MALES</b>	100	±0	32	±3	
Enlisted	100	±0	32	±3	
E1 – E4	100	±0	33	±6	
E5 – E9	100	±0	32	±3	
Officers	100	±0	31	±5	
O1 – O3	100	±0	36	±9	
O4 – O6	100	±0	31	±8	

Note. Percent responding are Service members who answered the question. Incident rates indicate the percentage of Service members who experienced at least one of the behaviors during the 12 months before responding to the survey. Cronbach's coefficient alpha = 0.82.

NR: Not reportable



**35. Unwanted Sexual Attention incident rate: Constructed from Q35h, Q35j, and Q35m-n. Unwanted Sexual Attention can be defined as attempts to establish a sexual relationship or to engage in sexually suggestive behavior.**

	Percent Responding		Percentages	Max ME	Unwanted Sexual Attention
			Incident Rate		
<b>TOTAL DOD</b>	100	±0	11	±1	
Female	100	±0	31	±2	
Male	100	±0	7	±1	
<b>TOTAL COAST GUARD</b>	100	±0	7	±2	
Enlisted	100	±0	8	±2	
E1 – E4	100	±0	10	±4	
E1 – E3	100	±0	10	±8	
E4	100	±0	11	±4	
E5 – E9	100	±0	7	±2	
E5 – E6	100	±0	8	±2	
E7 – E9	100	±0	3	±2	
Officers	100	±0	3	±3	
O1 – O3	100	±0	6	±5	
O4 – O6	100	±0	1	±2	
Non-Hispanic White	100	±0	7	±2	
Total Minority	100	±0	7	±3	
Non-Hispanic Black	100	±0	12	±9	
Hispanic	100	±0	5	±4	
<b>COAST GUARD FEMALES</b>	100	±0	24	±6	
Enlisted	100	±0	26	±6	
E1 – E4	100	±0	29	±12	
E5 – E9	100	±0	25	±7	
Officers	100	±0	14	±12	
O1 – O3	100	±0	19	±16	
O4 – O6	100	±0	5	±4	
<b>COAST GUARD MALES</b>	100	±0	5	±2	
Enlisted	100	±0	6	±2	
E1 – E4	100	±0	8	±4	
E5 – E9	100	±0	4	±2	
Officers	100	±0	2	±2	
O1 – O3	100	±0	3	±5	
O4 – O6	100	±0	1	±2	

Note. Percent responding are Service members who answered the question. Incident rates indicate the percentage of Service members who experienced at least one of the behaviors during the 12 months before responding to the survey. Cronbach's coefficient alpha = 0.85.

**35. Sexual Coercion incident rate: Constructed from Q35k-l and Q35o-p. Sexual Coercion can be defined as classic quid pro quo, instances of special treatment or favoritism conditional on sexual cooperation.**

	Percent Responding		Percentages	Max ME	Sexual Coercion
			Incident Rate		
<b>TOTAL DOD</b>	100	±0	4	±1	
Female	100	±0	9	±1	
Male	100	±0	3	±1	
<b>TOTAL COAST GUARD</b>	100	±0	2	±1	
Enlisted	100	±0	2	±1	
E1 – E4	100	±0	3	±3	
E1 – E3	100	±0	3	±6	
E4	100	±0	3	±3	
E5 – E9	100	±0	2	±1	
E5 – E6	100	±0	3	±2	
E7 – E9	100	±0	0	±1	
Officers	100	±0	1	±2	
O1 – O3	100	±0	0	±1	
O4 – O6	100	±0	0	±2	
Non-Hispanic White	100	±0	2	±1	
Total Minority	100	±0	3	±2	
Non-Hispanic Black	100	±0	6	±7	
Hispanic	100	±0	2	±4	
<b>COAST GUARD FEMALES</b>	100	±0	5	±3	
Enlisted	100	±0	6	±4	
E1 – E4	100	±0	8	±9	
E5 – E9	100	±0	4	±3	
Officers	100	±0	1	±1	
O1 – O3	100	±0	0	±1	
O4 – O6	100	±0	1	±2	
<b>COAST GUARD MALES</b>	100	±0	2	±1	
Enlisted	100	±0	2	±1	
E1 – E4	100	±0	3	±3	
E5 – E9	100	±0	2	±2	
Officers	100	±0	1	±2	
O1 – O3	100	±0	0	±0	
O4 – O6	100	±0	0	±2	

Note. Percent responding are Service members who answered the question. Incident rates indicate the percentage of Service members who experienced at least one of the behaviors during the 12 months before responding to the survey. Cronbach's coefficient alpha = 0.91.

**35. Sexist Behavior incident rate: Constructed from Q35b, Q35d, Q35g, and Q35i. Sexist Behavior can be defined as verbal and nonverbal behaviors that convey insulting, offensive, or condescending attitudes based on gender of the member.**

	Percent Responding		Percentages	Max ME	Sexist Behavior
			Incident Rate		
<b>TOTAL DOD</b>	100	±0	27	±1	
Female	100	±0	54	±2	
Male	100	±0	22	±2	
<b>TOTAL COAST GUARD</b>	100	±0	25	±2	
Enlisted	100	±0	26	±3	
E1 – E4	100	±0	27	±5	
E1 – E3	100	±0	26	±11	
E4	100	±0	28	±5	
E5 – E9	100	±0	26	±3	
E5 – E6	100	±0	26	±3	
E7 – E9	100	±0	23	±5	
Officers	100	±0	22	±5	
O1 – O3	100	±0	28	±8	
O4 – O6	100	±0	16	±6	
Non-Hispanic White	100	±0	25	±3	
Total Minority	100	±0	26	±5	
Non-Hispanic Black	100	±0	36	±10	
Hispanic	100	±0	24	±8	
<b>COAST GUARD FEMALES</b>	100	±0	60	±6	
Enlisted	100	±0	60	±7	
E1 – E4	100	±0	62	±12	
E5 – E9	100	±0	59	±8	
Officers	100	±0	61	±13	
O1 – O3	100	±0	72	±17	
O4 – O6	100	±0	38	±15	
<b>COAST GUARD MALES</b>	100	±0	21	±2	
Enlisted	100	±0	22	±3	
E1 – E4	100	±0	22	±5	
E5 – E9	100	±0	21	±3	
Officers	100	±0	17	±5	
O1 – O3	100	±0	19	±8	
O4 – O6	100	±0	14	±6	

Note. Percent responding are Service members who answered the question. Incident rates indicate the percentage of Service members who experienced at least one of the behaviors during the 12 months before responding to the survey. Cronbach's coefficient alpha = 0.83.

**35. Behaviors Against One's Consent incident rate: Constructed from Q35r-s. Behaviors Against One's Consent can be defined as attempted and/or actual sexual relations without the Service member's consent or against his or her will.**

	Percent Responding		Percentages	Max ME	Sexual Assault
			Incident Rate		
<b>TOTAL DOD</b>	100	±0	3	±1	
Female	100	±0	5	±1	
Male	100	±0	2	±1	
<b>TOTAL COAST GUARD</b>	100	±0	2	±1	
Enlisted	100	±0	2	±1	
E1 – E4	100	±0	3	±2	
E1 – E3	100	±0	3	±6	
E4	100	±0	3	±3	
E5 – E9	100	±0	1	±1	
E5 – E6	100	±0	2	±2	
E7 – E9	100	±0	0	±2	
Officers	100	±0	0	±1	
O1 – O3	100	±0	0	±1	
O4 – O6	100	±0	1	±2	
Non-Hispanic White	100	±0	2	±1	
Total Minority	100	±0	2	±2	
Non-Hispanic Black	100	±0	4	±8	
Hispanic	100	±0	1	±4	
<b>COAST GUARD FEMALES</b>	100	±0	3	±3	
Enlisted	100	±0	4	±4	
E1 – E4	100	±0	7	±9	
E5 – E9	100	±0	1	±3	
Officers	100	±0	0	±1	
O1 – O3	100	±0	0	±1	
O4 – O6	100	±0	0	±0	
<b>COAST GUARD MALES</b>	100	±0	1	±1	
Enlisted	100	±0	2	±1	
E1 – E4	100	±0	2	±3	
E5 – E9	100	±0	1	±2	
Officers	100	±0	0	±1	
O1 – O3	100	±0	0	±0	
O4 – O6	100	±0	1	±2	

Note. Percent responding are Service members who answered the question. Incident rates indicate the percentage of Service members who experienced at least one of the behaviors during the 12 months before responding to the survey. Cronbach's coefficient alpha = 0.84.

**35. Combinations of Unprofessional, Gender-Related Behaviors: Constructed from Q35.**

1. Experienced Sexist Behavior (single category)
2. Experienced Crude/Offensive Behavior (single category)
3. Experienced Unwanted Sexual Attention (single category)
4. Combination of Sexist Behavior and Crude/Offensive Behavior
5. Combination of Sexist Behavior, Crude/Offensive Behavior, and Unwanted Sexual Attention
6. All other combinations (including Sexual Coersion as a single category)

	Percent Responding		Percentages						Max ME	Experienced Combination of Behaviors		
			1	2	3	4	5	6				
<b>TOTAL DOD</b>	38	±2	12	25	2	34	13	14	±2	61.0	±2.0	
Female	63	±2	13	8	2	29	26	21	±2	77.0	±2.0	
Male	34	±2	12	30	1	36	9	12	±3	56.0	±3.0	
<b>TOTAL COAST GUARD</b>	40	±3	12	33	1	37	9	8	±4	54.0	±4.0	
Enlisted	41	±3	11	31	1	37	10	9	±4	56.0	±4.0	
E1 – E4	42	±6	10	31	0	34	14	10	±8	58.0	±8.0	
E1 – E3	40	±13	16	32	NR	27	14	11	±17	NR		
E4	42	±6	8	30	1	36	14	10	±9	61.0	±9.0	
E5 – E9	40	±3	12	32	1	39	7	8	±5	54.0	±5.0	
E5 – E6	41	±4	13	31	2	37	8	10	±5	55.0	±5.0	
E7 – E9	37	±5	11	36	0	44	5	4	±8	53.0	±8.0	
Officers	38	±5	15	41	0	35	6	2	±8	44.0	±8.0	
O1 – O3	47	±8	17	38	1	33	10	2	±12	45.0	±12.0	
O4 – O6	33	±7	8	50	0	38	3	1	±12	42.0	±12.0	
Non-Hispanic White	40	±3	12	33	1	37	9	8	±4	54.0	±4.0	
Total Minority	41	±6	13	33	2	36	10	7	±8	52.0	±8.0	
Non-Hispanic Black	53	±10	10	28	NR	39	10	11	±14	60.0	±14.0	
Hispanic	35	±9	17	29	NR	38	9	7	±12	54.0	±12.0	
<b>COAST GUARD FEMALES</b>	70	±6	19	9	1	38	24	9	±7	71.0	±7.0	
Enlisted	69	±7	13	9	2	40	26	11	±8	76.0	±7.0	
E1 – E4	76	±10	12	14	NR	36	28	11	±14	74.0	±14.0	
E5 – E9	65	±8	14	5	3	43	24	11	±9	78.0	±8.0	
Officers	70	±12	38	NR	0	30	19	2	±17	NR		
O1 – O3	82	±11	NR	NR	NR	NR	NR	2	±2	NR		
O4 – O6	42	±16	42	8	0	36	11	3	±6	49.0	±6.0	
<b>COAST GUARD MALES</b>	36	±3	10	40	1	36	5	8	±4	49.0	±4.0	
Enlisted	37	±3	11	37	1	36	6	9	±5	51.0	±5.0	
E1 – E4	36	±6	10	36	1	33	10	10	±10	54.0	±9.0	
E5 – E9	37	±3	12	38	1	38	4	8	±5	49.0	±5.0	
Officers	34	±5	8	49	0	37	3	3	±10	43.0	±10.0	
O1 – O3	39	±9	9	50	1	35	4	NR	±15	41.0	±14.0	
O4 – O6	32	±7	3	56	NR	38	2	1	±14	41.0	±14.0	

Note. Percent responding are Service members who answered the question and who experienced unprofessional, gender-related behavior (Q35).

NR: Not reportable

**36. How many of these behaviors that you marked as happening to you, do you consider to have been sexual harassment?**

1. None were sexual harassment

2. Some were sexual harassment; some were not sexual harassment

3. All were sexual harassment

	Percent Responding		Percentages			Max ME
			1	2	3	
<b>TOTAL DOD</b>	37	±2	72	23	4	±2
Female	63	±2	46	45	10	±2
Male	33	±2	81	16	3	±2
<b>TOTAL COAST GUARD</b>	40	±3	79	17	4	±3
Enlisted	40	±3	78	18	4	±4
E1 – E4	42	±6	75	19	6	±7
E1 – E3	40	±13	71	17	12	±15
E4	43	±6	76	20	4	±8
E5 – E9	39	±3	80	17	3	±4
E5 – E6	40	±4	77	19	4	±5
E7 – E9	36	±5	89	10	1	±5
Officers	38	±5	85	14	1	±7
O1 – O3	47	±8	79	19	2	±11
O4 – O6	33	±7	95	5	0	±4
Non-Hispanic White	40	±3	78	18	4	±4
Total Minority	40	±6	83	14	4	±6
Non-Hispanic Black	53	±10	84	13	2	±12
Hispanic	34	±9	79	15	5	±10
<b>COAST GUARD FEMALES</b>	70	±6	51	40	9	±7
Enlisted	70	±7	48	42	10	±8
E1 – E4	76	±10	53	36	11	±14
E5 – E9	65	±8	44	47	9	±9
Officers	70	±12	65	30	NR	±16
O1 – O3	82	±11	NR	NR	NR	
O4 – O6	43	±16	78	20	2	±6
<b>COAST GUARD MALES</b>	36	±3	87	11	3	±3
Enlisted	36	±3	86	11	3	±4
E1 – E4	37	±6	82	13	5	±8
E5 – E9	36	±3	88	10	2	±4
Officers	33	±5	91	9	0	±8
O1 – O3	38	±9	87	12	1	±13
O4 – O6	32	±7	97	3	NR	±6

Note. Percent responding are Service members who answered the question and who experienced unprofessional, gender-related behavior (Q35).

NR: Not reportable

**36. Sexual Harassment incident rate: Constructed from Q35a, Q35c, Q35e-f, Q35h, Q35j-p, and Q36. Sexual Harassment can be defined as experiences of Crude/Offensive Behavior, Unwanted Sexual Attention, or Sexual Coercion.**

	Percent Responding		Percentages	Max ME	Sexual Harassment
			Incident Rate		
<b>TOTAL DOD</b>	100	±0	10	±1	
Female	100	±0	33	±2	
Male	100	±0	6	±1	
<b>TOTAL COAST GUARD</b>	100	±0	8	±2	
Enlisted	100	±0	9	±2	
E1 – E4	100	±0	10	±3	
E1 – E3	100	±0	11	±8	
E4	100	±0	10	±4	
E5 – E9	100	±0	8	±2	
E5 – E6	100	±0	9	±2	
E7 – E9	100	±0	4	±2	
Officers	100	±0	5	±3	
O1 – O3	100	±0	9	±6	
O4 – O6	100	±0	2	±2	
Non-Hispanic White	100	±0	8	±2	
Total Minority	100	±0	7	±3	
Non-Hispanic Black	100	±0	8	±7	
Hispanic	100	±0	7	±5	
<b>COAST GUARD FEMALES</b>	100	±0	31	±6	
Enlisted	100	±0	34	±7	
E1 – E4	100	±0	32	±12	
E5 – E9	100	±0	35	±7	
Officers	100	±0	21	±13	
O1 – O3	100	±0	28	±17	
O4 – O6	100	±0	7	±5	
<b>COAST GUARD MALES</b>	100	±0	5	±2	
Enlisted	100	±0	5	±2	
E1 – E4	100	±0	7	±3	
E5 – E9	100	±0	4	±2	
Officers	100	±0	3	±3	
O1 – O3	100	±0	5	±6	
O4 – O6	100	±0	1	±2	

Note. Percent responding are Service members who answered the question. Incident rates indicate the percentage of Service members who experienced Crude/Offensive Behavior, Unwanted Sexual Attention, or Sexual Coercion in the 12 months before responding to the survey and who indicated that they considered at least some of the behavior experienced to be sexual harassment (Q35/Q36). Cronbach's coefficient alpha without the inclusion of Q36 = 0.91.

37. Which of the following categories best describe(s) the behavior(s) in the situation?

- |                    |                             |                              |
|--------------------|-----------------------------|------------------------------|
| a. Sexist Behavior | b. Crude/Offensive Behavior | c. Unwanted Sexual Attention |
| d. Sexual Coercion | e. Other                    |                              |

	Percent Responding		Percentages					Max ME
			a	b	c	d	e	
TOTAL DOD	37	±2	16	37	11	3	8	±2
Female	62	±2	36	44	27	6	9	±2
Male	33	±2	10	35	6	3	7	±3
TOTAL COAST GUARD	39	±3	16	39	6	2	6	±4
Enlisted	40	±3	15	36	7	2	7	±4
E1 – E4	42	±6	13	31	9	3	10	±7
E1 – E3	40	±13	19	36	11	6	8	±16
E4	43	±6	11	29	8	2	10	±8
E5 – E9	39	±3	17	40	6	1	5	±5
E5 – E6	40	±4	17	39	7	2	5	±5
E7 – E9	36	±5	14	43	4	0	6	±8
Officers	37	±5	17	51	2	0	2	±8
O1 – O3	45	±8	21	46	3	0	2	±12
O4 – O6	32	±7	10	66	2	1	3	±13
Non-Hispanic White	39	±3	17	41	7	2	6	±4
Total Minority	40	±6	12	32	4	2	6	±7
Non-Hispanic Black	53	±10	8	25	11	3	4	±13
Hispanic	33	±9	15	36	1	4	6	±12
COAST GUARD FEMALES	69	±6	42	40	19	3	9	±7
Enlisted	70	±6	40	40	21	3	9	±8
E1 – E4	77	±10	32	38	24	5	7	±14
E5 – E9	65	±8	46	42	20	3	11	±8
Officers	64	±13	NR	40	NR	0	6	±17
O1 – O3	77	±13	NR	NR	NR	NR	3	±8
O4 – O6	43	±16	40	32	2	0	12	±6
COAST GUARD MALES	35	±3	8	39	3	2	5	±4
Enlisted	36	±3	9	35	4	2	6	±5
E1 – E4	37	±6	7	28	4	3	10	±9
E5 – E9	36	±3	10	39	3	1	4	±5
Officers	33	±5	7	54	1	0	1	±10
O1 – O3	38	±9	5	48	NR	NR	NR	±14
O4 – O6	31	±7	6	71	2	1	1	±15

Note. Percent responding are Service members who answered the question and who experienced unprofessional, gender-related behavior (Q35).  
NR: Not reportable



**38. To what extent was the situation...****a. Annoying?**

1. Not at all  
4. Large extent

2. Small extent  
5. Very large extent

3. Moderate extent

	Percent Responding		Percentages					Max ME	Average Extent		
			1	2	3	4	5				
<b>TOTAL DOD</b>	37	±2	31	16	17	16	21	±2	2.8	±0.1	
Female	62	±2	12	13	18	22	36	±2	3.6	±0.1	
Male	33	±2	37	17	17	14	16	±3	2.6	±0.1	
<b>TOTAL COAST GUARD</b>	39	±3	32	17	16	16	18	±4	2.7	±0.2	
Enlisted	39	±3	34	15	17	15	19	±4	2.7	±0.2	
E1 – E4	41	±6	35	13	15	20	18	±8	2.7	±0.3	
E1 – E3	39	±13	29	15	NR	21	16	±16	2.8	±0.5	
E4	42	±6	37	12	13	19	19	±9	2.7	±0.3	
E5 – E9	38	±3	33	17	18	12	20	±5	2.7	±0.2	
E5 – E6	39	±4	34	15	17	13	21	±5	2.7	±0.2	
E7 – E9	36	±5	31	22	21	12	14	±8	2.6	±0.3	
Officers	36	±5	25	26	16	18	14	±8	2.7	±0.3	
O1 – O3	43	±8	27	19	14	21	19	±12	2.9	±0.4	
O4 – O6	32	±7	22	33	21	17	7	±13	2.5	±0.3	
Non-Hispanic White	39	±3	30	16	17	18	19	±4	2.8	±0.2	
Total Minority	39	±6	40	19	16	9	16	±8	2.4	±0.3	
Non-Hispanic Black	52	±10	46	13	19	4	19	±14	2.4	±0.5	
Hispanic	32	±9	35	19	16	13	17	±13	2.6	±0.4	
<b>COAST GUARD FEMALES</b>	68	±6	12	12	16	28	32	±7	3.6	±0.2	
Enlisted	69	±7	12	13	14	29	31	±8	3.5	±0.2	
E1 – E4	76	±10	11	13	14	39	23	±14	3.5	±0.4	
E5 – E9	65	±8	13	12	15	21	39	±9	3.6	±0.3	
Officers	64	±13	12	10	20	23	34	±17	3.6	±0.5	
O1 – O3	77	±13	NR	NR	NR	NR	NR		NR		
O4 – O6	43	±16	11	21	13	21	33	±6	3.5	±0.2	
<b>COAST GUARD MALES</b>	35	±3	38	19	17	13	14	±4	2.5	±0.2	
Enlisted	35	±3	40	16	17	12	16	±5	2.5	±0.2	
E1 – E4	36	±6	43	13	15	14	16	±9	2.5	±0.3	
E5 – E9	35	±3	38	18	18	10	15	±5	2.5	±0.2	
Officers	32	±5	29	31	15	16	9	±10	2.5	±0.3	
O1 – O3	36	±8	35	24	10	21	11	±15	2.5	±0.5	
O4 – O6	31	±7	24	35	22	16	3	±15	2.4	±0.3	

Note. Percent responding are Service members who answered the question and who experienced unprofessional, gender-related behavior (Q35).

NR: Not reportable

### 38. To what extent was the situation...

#### b. Threatening?

1. Not at all  
4. Large extent

2. Small extent  
5. Very large extent

3. Moderate extent

	Percent Responding		Percentages					Max ME	Average Extent		
			1	2	3	4	5				
<b>TOTAL DOD</b>	37	±2	76	11	8	2	3	±2	1.4	±0.1	<div></div>
Female	61	±2	62	19	11	4	4	±2	1.7	±0.1	<div></div>
Male	33	±2	80	9	7	1	2	±2	1.4	±0.1	<div></div>
<b>TOTAL COAST GUARD</b>	38	±3	80	12	4	1	2	±3	1.3	±0.1	<div></div>
Enlisted	39	±3	79	13	4	2	2	±4	1.3	±0.1	<div></div>
E1 – E4	41	±6	76	15	4	2	3	±7	1.4	±0.2	<div></div>
E1 – E3	39	±13	73	18	3	3	NR	±15	1.4	±0.3	<div></div>
E4	42	±6	77	14	5	2	3	±8	1.4	±0.2	<div></div>
E5 – E9	38	±3	81	11	4	1	2	±4	1.3	±0.1	<div></div>
E5 – E6	39	±4	80	12	4	1	2	±5	1.3	±0.1	<div></div>
E7 – E9	35	±5	86	8	4	0	2	±7	1.3	±0.2	<div></div>
Officers	35	±5	85	12	3	0	0	±7	1.2	±0.1	<div></div>
O1 – O3	43	±8	81	16	3	0	0	±11	1.2	±0.2	<div></div>
O4 – O6	31	±7	91	6	1	1	1	±10	1.1	±0.1	<div></div>
Non-Hispanic White	38	±3	79	13	4	2	1	±4	1.3	±0.1	<div></div>
Total Minority	39	±6	82	10	4	1	3	±6	1.3	±0.2	<div></div>
Non-Hispanic Black	52	±10	85	7	5	1	NR	±12	1.3	±0.3	<div></div>
Hispanic	32	±9	75	15	6	NR	4	±12	1.4	±0.3	<div></div>
<b>COAST GUARD FEMALES</b>	67	±6	64	23	6	5	2	±7	1.6	±0.2	<div></div>
Enlisted	69	±7	64	22	6	5	3	±8	1.6	±0.2	<div></div>
E1 – E4	75	±10	56	27	9	6	1	±14	1.7	±0.3	<div></div>
E5 – E9	64	±8	70	18	3	5	4	±8	1.6	±0.2	<div></div>
Officers	63	±13	66	27	NR	1	1	±17	1.4	±0.2	<div></div>
O1 – O3	77	±13	NR	NR	NR	0	0	±1	1.4	±0.3	<div></div>
O4 – O6	42	±16	79	12	1	7	1	±6	1.4	±0.2	<div></div>
<b>COAST GUARD MALES</b>	34	±3	85	10	4	1	2	±4	1.3	±0.1	<div></div>
Enlisted	35	±3	83	10	4	1	2	±4	1.3	±0.1	<div></div>
E1 – E4	36	±6	82	11	3	1	3	±8	1.3	±0.2	<div></div>
E5 – E9	35	±3	84	10	4	0	1	±4	1.2	±0.1	<div></div>
Officers	32	±5	90	7	3	0	0	±8	1.1	±0.1	<div></div>
O1 – O3	35	±8	89	9	NR	NR	NR	±13	1.1	±0.2	<div></div>
O4 – O6	30	±7	93	NR	1	NR	1	±12	1.1	±0.1	<div></div>

Note. Percent responding are Service members who answered the question and who experienced unprofessional, gender-related behavior (Q35).  
NR: Not reportable

**38. To what extent was the situation...****c. Offensive?**

1. Not at all  
4. Large extent

2. Small extent  
5. Very large extent

3. Moderate extent

	Percent Responding		Percentages					Max ME	Average Extent		
			1	2	3	4	5				
<b>TOTAL DOD</b>	37	±2	44	17	17	11	11	±2	2.3	±0.1	
<b>Female</b>	62	±2	24	19	21	18	17	±2	2.8	±0.1	
<b>Male</b>	33	±2	51	16	16	9	9	±3	2.1	±0.1	
<b>TOTAL COAST GUARD</b>	39	±3	45	18	15	13	10	±4	2.2	±0.1	
<b>Enlisted</b>	39	±3	47	16	15	12	11	±4	2.2	±0.2	
<b>E1 – E4</b>	41	±6	45	16	14	13	12	±8	2.3	±0.3	
E1 – E3	39	±13	36	12	18	14	NR	±16	2.7	±0.6	
E4	42	±6	49	17	12	12	10	±9	2.2	±0.3	
<b>E5 – E9</b>	38	±3	48	16	15	11	10	±5	2.2	±0.2	
E5 – E6	39	±4	49	14	14	12	11	±5	2.2	±0.2	
E7 – E9	36	±5	45	22	18	8	7	±8	2.1	±0.2	
<b>Officers</b>	36	±5	37	27	14	17	4	±9	2.2	±0.3	
<b>O1 – O3</b>	44	±8	38	20	14	24	4	±12	2.4	±0.4	
<b>O4 – O6</b>	32	±7	37	37	17	7	3	±13	2.0	±0.3	
<b>Non-Hispanic White</b>	38	±3	43	18	15	14	10	±4	2.3	±0.2	
<b>Total Minority</b>	39	±6	50	18	13	11	9	±8	2.1	±0.2	
Non-Hispanic Black	52	±10	52	12	18	9	9	±14	2.1	±0.4	
Hispanic	32	±9	40	26	14	12	9	±12	2.2	±0.4	
<b>COAST GUARD FEMALES</b>	68	±6	23	19	19	25	14	±7	2.9	±0.2	
<b>Enlisted</b>	69	±7	24	17	19	24	16	±7	2.9	±0.3	
<b>E1 – E4</b>	75	±10	22	21	20	27	10	±14	2.8	±0.4	
<b>E5 – E9</b>	64	±8	25	14	18	21	21	±8	3.0	±0.3	
<b>Officers</b>	64	±13	20	26	19	28	8	±18	2.8	±0.4	
<b>O1 – O3</b>	77	±13	NR	NR	NR	NR	NR		NR		
<b>O4 – O6</b>	43	±16	26	31	18	12	13	±6	2.6	±0.2	
<b>COAST GUARD MALES</b>	35	±3	51	18	13	10	8	±5	2.1	±0.2	
<b>Enlisted</b>	35	±3	53	15	14	9	9	±5	2.1	±0.2	
<b>E1 – E4</b>	36	±6	53	14	12	8	13	±9	2.2	±0.3	
<b>E5 – E9</b>	35	±3	53	16	15	9	7	±5	2.0	±0.2	
<b>Officers</b>	32	±5	42	28	13	14	3	±10	2.1	±0.3	
<b>O1 – O3</b>	37	±9	47	17	12	21	NR	±14	2.1	±0.4	
<b>O4 – O6</b>	31	±7	38	38	17	6	2	±15	2.0	±0.3	

Note. Percent responding are Service members who answered the question and who experienced unprofessional, gender-related behavior (Q35).

NR: Not reportable

### 38. To what extent was the situation...

#### d. Distracting?

1. Not at all  
4. Large extent

2. Small extent  
5. Very large extent

3. Moderate extent

	Percent Responding		Percentages					Max ME	Average Extent		
			1	2	3	4	5				
<b>TOTAL DOD</b>	37	±2	45	18	16	10	10	±2	2.2	±0.1	
Female	61	±2	28	20	20	16	15	±2	2.7	±0.1	
Male	33	±2	51	17	15	9	8	±3	2.1	±0.1	
<b>TOTAL COAST GUARD</b>	38	±3	47	18	16	11	7	±4	2.1	±0.1	
Enlisted	39	±3	47	17	16	12	8	±4	2.2	±0.1	
E1 – E4	41	±6	47	15	19	12	7	±8	2.2	±0.2	
E1 – E3	39	±13	37	17	26	13	7	±18	2.3	±0.4	
E4	42	±6	50	14	16	11	8	±9	2.1	±0.3	
E5 – E9	38	±3	48	19	14	11	8	±5	2.1	±0.2	
E5 – E6	39	±4	48	16	14	12	9	±5	2.2	±0.2	
E7 – E9	36	±5	45	27	16	8	5	±8	2.0	±0.2	
Officers	36	±5	46	24	17	8	5	±9	2.0	±0.2	
O1 – O3	43	±8	39	25	18	13	4	±12	2.2	±0.3	
O4 – O6	32	±7	53	22	19	3	3	±13	1.8	±0.3	
Non-Hispanic White	38	±3	46	18	17	12	7	±4	2.2	±0.2	
Total Minority	39	±6	50	20	15	8	8	±8	2.0	±0.2	
Non-Hispanic Black	52	±10	54	17	17	5	6	±14	1.9	±0.4	
Hispanic	32	±9	41	21	16	10	11	±12	2.3	±0.4	
<b>COAST GUARD FEMALES</b>	67	±6	26	18	22	22	12	±7	2.8	±0.2	
Enlisted	68	±7	28	15	22	23	12	±8	2.8	±0.3	
E1 – E4	74	±10	26	15	30	24	6	±14	2.7	±0.4	
E5 – E9	64	±8	30	15	15	22	18	±8	2.8	±0.3	
Officers	64	±13	18	29	22	19	11	±18	2.8	±0.4	
O1 – O3	77	±13	15	NR	NR	NR	NR	±16	NR		
O4 – O6	43	±16	31	23	23	12	10	±6	2.5	±0.2	
<b>COAST GUARD MALES</b>	35	±3	53	19	15	8	6	±5	2.0	±0.1	
Enlisted	35	±3	52	18	15	9	7	±5	2.0	±0.2	
E1 – E4	36	±6	53	15	16	8	8	±9	2.0	±0.3	
E5 – E9	35	±3	52	19	14	9	6	±5	2.0	±0.2	
Officers	32	±5	54	22	15	5	3	±10	1.8	±0.3	
O1 – O3	36	±8	51	23	16	10	NR	±15	1.8	±0.3	
O4 – O6	31	±7	56	21	18	2	2	±15	1.7	±0.3	

Note. Percent responding are Service members who answered the question and who experienced unprofessional, gender-related behavior (Q35).

NR: Not reportable

**38. To what extent was the situation...****e. Stressful?**

1. Not at all  
4. Large extent

2. Small extent  
5. Very large extent

3. Moderate extent

	Percent Responding		Percentages					Max ME	Average Extent		
			1	2	3	4	5				
<b>TOTAL DOD</b>	37	±2	59	14	12	6	8	±2	1.9	±0.1	
<b>Female</b>	62	±2	41	18	17	11	14	±2	2.4	±0.1	
<b>Male</b>	33	±2	65	13	11	5	6	±3	1.7	±0.1	
<b>TOTAL COAST GUARD</b>	39	±3	66	13	10	6	5	±4	1.7	±0.1	
<b>Enlisted</b>	39	±3	65	12	11	7	5	±4	1.7	±0.1	
<b>E1 – E4</b>	41	±6	64	9	13	10	5	±7	1.8	±0.2	
E1 – E3	39	±13	58	11	16	11	4	±16	1.9	±0.4	
E4	42	±6	66	8	12	9	5	±8	1.8	±0.2	
<b>E5 – E9</b>	38	±3	66	14	9	5	6	±5	1.7	±0.1	
E5 – E6	39	±4	66	14	9	5	7	±5	1.7	±0.2	
E7 – E9	36	±5	69	15	8	5	3	±8	1.6	±0.2	
<b>Officers</b>	36	±5	70	16	6	4	5	±8	1.6	±0.2	
<b>O1 – O3</b>	43	±8	61	21	5	7	5	±12	1.7	±0.3	
<b>O4 – O6</b>	32	±7	80	13	3	1	3	±8	1.3	±0.2	
<b>Non-Hispanic White</b>	38	±3	65	14	10	6	5	±4	1.7	±0.1	
<b>Total Minority</b>	39	±6	70	9	9	7	5	±7	1.7	±0.2	
Non-Hispanic Black	52	±10	77	7	10	2	4	±13	1.5	±0.3	
Hispanic	32	±9	57	12	12	11	7	±12	2.0	±0.4	
<b>COAST GUARD FEMALES</b>	68	±6	41	15	15	18	11	±7	2.4	±0.2	
<b>Enlisted</b>	69	±7	42	12	17	18	10	±8	2.4	±0.3	
<b>E1 – E4</b>	75	±10	42	10	23	20	4	±14	2.3	±0.4	
<b>E5 – E9</b>	64	±8	42	14	12	17	15	±9	2.5	±0.3	
<b>Officers</b>	64	±13	33	28	9	NR	15	±17	2.5	±0.5	
<b>O1 – O3</b>	77	±13	NR	NR	NR	NR	NR		NR		
<b>O4 – O6</b>	43	±16	46	18	14	8	15	±6	2.3	±0.2	
<b>COAST GUARD MALES</b>	35	±3	73	12	8	3	4	±4	1.5	±0.1	
<b>Enlisted</b>	35	±3	72	12	9	4	4	±5	1.6	±0.1	
<b>E1 – E4</b>	36	±6	71	8	10	6	5	±9	1.7	±0.2	
<b>E5 – E9</b>	35	±3	72	14	8	2	4	±5	1.5	±0.1	
<b>Officers</b>	32	±5	80	12	5	1	2	±9	1.3	±0.2	
<b>O1 – O3</b>	36	±8	77	17	3	3	NR	±14	1.3	±0.2	
<b>O4 – O6</b>	31	±7	85	13	1	NR	1	±9	1.2	±0.1	

Note. Percent responding are Service members who answered the question and who experienced unprofessional, gender-related behavior (Q35).

NR: Not reportable

### 38. To what extent was the situation...

#### f. Intimidating?

1. Not at all  
4. Large extent

2. Small extent  
5. Very large extent

3. Moderate extent

	Percent Responding		Percentages					Max ME	Average Extent		
			1	2	3	4	5				
<b>TOTAL DOD</b>	37	±2	73	11	9	3	4	±2	1.5	±0.1	
Female	62	±2	57	17	13	6	7	±2	1.9	±0.1	
Male	33	±2	78	9	8	2	3	±2	1.4	±0.1	
<b>TOTAL COAST GUARD</b>	38	±3	79	11	5	2	3	±3	1.4	±0.1	
Enlisted	39	±3	78	10	5	3	4	±4	1.4	±0.1	
E1 – E4	42	±6	74	11	7	3	4	±7	1.5	±0.2	
E1 – E3	40	±13	71	10	11	NR	7	±15	1.6	±0.4	
E4	42	±6	75	12	6	4	3	±8	1.5	±0.2	
E5 – E9	38	±3	81	10	4	2	4	±4	1.4	±0.1	
E5 – E6	39	±4	80	10	3	3	4	±5	1.4	±0.1	
E7 – E9	35	±5	85	8	5	0	2	±7	1.3	±0.2	
Officers	35	±5	82	12	4	0	1	±8	1.3	±0.2	
O1 – O3	43	±8	77	17	4	0	2	±12	1.3	±0.2	
O4 – O6	32	±7	90	7	2	1	1	±10	1.2	±0.1	
Non-Hispanic White	38	±3	78	12	5	2	3	±4	1.4	±0.1	
Total Minority	38	±6	82	8	4	2	4	±6	1.4	±0.2	
Non-Hispanic Black	52	±10	87	5	5	0	NR	±11	1.3	±0.3	
Hispanic	31	±9	75	14	4	2	5	±12	1.5	±0.3	
<b>COAST GUARD FEMALES</b>	67	±6	59	23	6	7	6	±7	1.8	±0.2	
Enlisted	68	±7	57	22	6	8	6	±8	1.8	±0.2	
E1 – E4	75	±10	53	28	8	8	2	±14	1.8	±0.3	
E5 – E9	63	±8	61	17	4	7	10	±9	1.9	±0.3	
Officers	64	±13	63	24	NR	1	NR	±17	1.6	±0.4	
O1 – O3	77	±13	NR	NR	NR	0	NR	±1	NR		
O4 – O6	43	±16	68	17	4	7	4	±6	1.6	±0.2	
<b>COAST GUARD MALES</b>	35	±3	84	8	4	1	3	±4	1.3	±0.1	
Enlisted	35	±3	84	7	5	1	3	±4	1.3	±0.1	
E1 – E4	36	±6	81	6	7	2	4	±8	1.4	±0.2	
E5 – E9	35	±3	85	8	3	1	2	±4	1.3	±0.1	
Officers	32	±5	88	9	3	0	0	±8	1.2	±0.1	
O1 – O3	35	±8	84	13	3	NR	NR	±14	1.2	±0.2	
O4 – O6	31	±7	93	NR	1	NR	1	±12	1.1	±0.1	

Note. Percent responding are Service members who answered the question and who experienced unprofessional, gender-related behavior (Q35).  
NR: Not reportable

**39. How many of the behaviors you experienced in the situation do you consider to have been sexual harassment?**

1. None were sexual harassment

2. Some were sexual harassment; some were not sexual harassment

3. All were sexual harassment

	Percent Responding		Percentages			Max ME
			1	2	3	
<b>TOTAL DOD</b>	37	±2	74	21	4	±2
Female	62	±2	49	41	10	±2
Male	33	±2	82	15	3	±2
<b>TOTAL COAST GUARD</b>	39	±3	80	17	4	±3
Enlisted	39	±3	78	18	4	±4
E1 – E4	41	±6	76	20	4	±7
E1 – E3	37	±12	66	24	10	±16
E4	42	±6	80	19	1	±7
E5 – E9	38	±3	80	16	4	±4
E5 – E6	39	±4	78	17	5	±5
E7 – E9	36	±5	87	12	1	±6
Officers	37	±5	87	12	1	±7
O1 – O3	46	±8	81	16	2	±10
O4 – O6	33	±7	94	6	0	±5
Non-Hispanic White	39	±3	79	17	4	±4
Total Minority	39	±6	82	15	2	±6
Non-Hispanic Black	53	±10	81	17	2	±13
Hispanic	33	±9	82	16	2	±10
<b>COAST GUARD FEMALES</b>	68	±6	53	39	8	±7
Enlisted	70	±6	50	41	9	±8
E1 – E4	77	±10	55	40	5	±14
E5 – E9	64	±8	47	41	12	±9
Officers	64	±13	65	30	NR	±17
O1 – O3	77	±13	NR	NR	NR	
O4 – O6	43	±16	76	23	1	±6
<b>COAST GUARD MALES</b>	35	±3	87	11	2	±3
Enlisted	35	±3	86	11	3	±4
E1 – E4	35	±6	83	14	3	±8
E5 – E9	35	±3	87	10	3	±4
Officers	34	±5	92	7	0	±7
O1 – O3	39	±9	90	10	1	±13
O4 – O6	32	±7	96	4	NR	±6

Note. Percent responding are Service members who answered the question and who experienced unprofessional, gender-related behavior (Q35).

NR: Not reportable

#### 40. Where and when did the situation occur?

##### a. At a military installation

1. None of it  
4. All of it

2. Some of it

3. Most of it

	Percent Responding		Percentages				Max ME	Degree of Occurrence		
			1	2	3	4				
<b>TOTAL DOD</b>	36	±2	35	23	14	28	±2	2.3	±0.1	
Female	61	±2	19	25	19	37	±2	2.7	±0.1	
Male	32	±2	41	22	13	25	±3	2.2	±0.1	
<b>TOTAL COAST GUARD</b>	38	±3	39	22	12	26	±4	2.3	±0.1	
Enlisted	39	±3	38	23	13	25	±4	2.3	±0.1	
E1 – E4	41	±6	41	19	15	25	±8	2.2	±0.2	
E1 – E3	39	±13	36	23	11	30	±17	2.3	±0.4	
E4	42	±6	43	17	17	23	±9	2.2	±0.3	
E5 – E9	38	±3	36	26	12	25	±5	2.3	±0.2	
E5 – E6	38	±4	36	26	12	26	±5	2.3	±0.2	
E7 – E9	35	±5	38	27	11	24	±8	2.2	±0.2	
Officers	37	±5	43	18	7	32	±9	2.3	±0.3	
O1 – O3	45	±8	44	16	11	29	±12	2.3	±0.3	
O4 – O6	32	±7	42	20	4	34	±13	2.3	±0.4	
Non-Hispanic White	38	±3	36	23	12	29	±4	2.3	±0.2	
Total Minority	39	±6	50	19	13	18	±8	2.0	±0.2	
Non-Hispanic Black	53	±10	51	21	12	15	±14	1.9	±0.3	
Hispanic	31	±8	43	25	12	20	±12	2.1	±0.3	
<b>COAST GUARD FEMALES</b>	67	±6	23	26	17	34	±7	2.6	±0.2	
Enlisted	69	±7	20	27	19	33	±8	2.7	±0.2	
E1 – E4	77	±10	23	28	20	28	±14	2.5	±0.3	
E5 – E9	62	±8	18	27	17	38	±9	2.7	±0.2	
Officers	63	±13	34	21	9	36	±17	2.5	±0.5	
O1 – O3	77	±13	NR	NR	NR	NR		NR		
O4 – O6	42	±16	38	8	11	43	±6	2.6	±0.2	
<b>COAST GUARD MALES</b>	35	±3	43	21	11	24	±5	2.2	±0.2	
Enlisted	35	±3	43	22	12	23	±5	2.1	±0.2	
E1 – E4	36	±6	47	15	14	24	±10	2.1	±0.3	
E5 – E9	35	±3	40	26	11	23	±5	2.2	±0.2	
Officers	33	±5	46	17	7	31	±10	2.2	±0.3	
O1 – O3	38	±9	48	12	12	27	±14	2.2	±0.4	
O4 – O6	31	±7	43	21	3	33	±15	2.3	±0.4	

Note. Percent responding are Service members who answered the question and who experienced unprofessional, gender-related behavior (Q35).  
NR: Not reportable



**40. Where and when did the situation occur?****b. At work (the place where you perform your military duties)**

1. None of it  
4. All of it

2. Some of it

3. Most of it

	Percent Responding		Percentages				Max ME	Degree of Occurrence		
			1	2	3	4				
<b>TOTAL DOD</b>	36	±2	36	24	14	25	±2	2.3	±0.1	
Female	61	±2	24	27	18	30	±2	2.5	±0.1	
Male	32	±2	41	23	13	23	±3	2.2	±0.1	
<b>TOTAL COAST GUARD</b>	38	±3	36	24	13	27	±4	2.3	±0.1	
Enlisted	39	±3	37	25	13	25	±4	2.3	±0.1	
E1 – E4	41	±6	39	20	15	26	±8	2.3	±0.2	
E1 – E3	39	±13	35	25	10	30	±17	2.4	±0.4	
E4	42	±6	41	18	17	25	±9	2.2	±0.3	
E5 – E9	37	±3	36	28	12	25	±5	2.3	±0.2	
E5 – E6	38	±4	35	27	12	26	±5	2.3	±0.2	
E7 – E9	35	±5	39	29	11	21	±8	2.1	±0.2	
Officers	36	±5	32	21	12	35	±9	2.5	±0.3	
O1 – O3	45	±8	28	22	19	31	±12	2.5	±0.3	
O4 – O6	32	±7	37	18	6	38	±14	2.5	±0.4	
Non-Hispanic White	38	±3	33	25	12	30	±4	2.4	±0.1	
Total Minority	38	±6	46	22	15	18	±8	2.0	±0.2	
Non-Hispanic Black	53	±10	51	24	11	14	±14	1.9	±0.3	
Hispanic	30	±8	34	29	16	20	±13	2.2	±0.3	
<b>COAST GUARD FEMALES</b>	67	±6	18	29	18	35	±7	2.7	±0.2	
Enlisted	68	±7	20	28	18	34	±8	2.7	±0.2	
E1 – E4	77	±10	21	34	17	28	±14	2.5	±0.3	
E5 – E9	62	±8	19	24	18	39	±9	2.8	±0.2	
Officers	64	±13	11	33	19	37	±17	2.8	±0.4	
O1 – O3	77	±13	NR	NR	NR	NR		NR		
O4 – O6	43	±16	25	19	8	47	±6	2.8	±0.2	
<b>COAST GUARD MALES</b>	34	±3	41	22	12	25	±5	2.2	±0.2	
Enlisted	35	±3	42	24	12	23	±5	2.2	±0.2	
E1 – E4	36	±6	45	15	14	25	±10	2.2	±0.3	
E5 – E9	34	±3	39	29	11	21	±5	2.1	±0.2	
Officers	32	±5	38	17	10	34	±10	2.4	±0.3	
O1 – O3	38	±9	38	16	17	29	±15	2.4	±0.4	
O4 – O6	30	±7	39	18	6	37	±15	2.4	±0.4	

Note. Percent responding are Service members who answered the question and who experienced unprofessional, gender-related behavior (Q35).

NR: Not reportable

#### 40. Where and when did the situation occur?

##### c. During duty hours

1. None of it  
4. All of it

2. Some of it

3. Most of it

	Percent Responding		Percentages				Max ME	Degree of Occurrence		
			1	2	3	4				
<b>TOTAL DOD</b>	36	±2	36	25	14	25	±2	2.3	±0.1	
Female	61	±2	22	28	18	31	±2	2.6	±0.1	
Male	32	±2	41	24	12	23	±3	2.2	±0.1	
<b>TOTAL COAST GUARD</b>	38	±3	39	25	12	25	±4	2.2	±0.1	
Enlisted	38	±3	40	25	11	24	±4	2.2	±0.1	
E1 – E4	40	±6	43	24	11	21	±8	2.1	±0.2	
E1 – E3	38	±13	39	39	7	15	±17	2.0	±0.4	
E4	41	±6	45	19	13	24	±9	2.2	±0.3	
E5 – E9	37	±3	38	26	11	25	±5	2.2	±0.2	
E5 – E6	38	±4	38	26	11	25	±5	2.2	±0.2	
E7 – E9	35	±5	37	28	12	23	±8	2.2	±0.2	
Officers	37	±5	36	22	13	29	±9	2.4	±0.2	
O1 – O3	45	±8	37	19	19	24	±12	2.3	±0.3	
O4 – O6	33	±7	34	25	7	34	±14	2.4	±0.4	
Non-Hispanic White	38	±3	36	26	12	27	±4	2.3	±0.1	
Total Minority	38	±6	49	22	11	18	±8	2.0	±0.2	
Non-Hispanic Black	52	±10	58	22	7	13	±14	1.8	±0.3	
Hispanic	30	±8	37	31	14	18	±13	2.1	±0.3	
<b>COAST GUARD FEMALES</b>	67	±6	24	28	16	31	±7	2.5	±0.2	
Enlisted	68	±7	27	28	15	30	±8	2.5	±0.2	
E1 – E4	76	±10	33	32	16	19	±14	2.2	±0.3	
E5 – E9	62	±8	21	25	15	39	±9	2.7	±0.2	
Officers	63	±13	16	27	20	37	±17	2.8	±0.4	
O1 – O3	77	±13	NR	NR	NR	NR		NR		
O4 – O6	42	±16	20	19	12	48	±6	2.9	±0.2	
<b>COAST GUARD MALES</b>	34	±3	43	24	10	23	±5	2.1	±0.1	
Enlisted	34	±3	43	25	10	22	±5	2.1	±0.2	
E1 – E4	35	±6	46	22	10	22	±9	2.1	±0.3	
E5 – E9	34	±3	42	26	10	22	±5	2.1	±0.2	
Officers	33	±5	42	21	11	27	±10	2.2	±0.3	
O1 – O3	38	±9	48	14	18	20	±14	2.1	±0.4	
O4 – O6	32	±7	36	26	7	32	±15	2.3	±0.4	

Note. Percent responding are Service members who answered the question and who experienced unprofessional, gender-related behavior (Q35).  
NR: Not reportable

**40. Where and when did the situation occur?****d. In living quarters/barracks**

1. None of it  
4. All of it

2. Some of it

3. Most of it

	Percent Responding		Percentages				Max ME	Degree of Occurrence		
			1	2	3	4				
<b>TOTAL DOD</b>	36	±2	77	16	5	2	±2	1.3	±0.1	
Female	61	±2	76	16	5	3	±2	1.3	±0.1	
Male	32	±2	78	16	4	2	±3	1.3	±0.1	
<b>TOTAL COAST GUARD</b>	38	±3	84	11	2	3	±3	1.2	±0.1	
Enlisted	39	±3	82	12	2	3	±4	1.3	±0.1	
E1 – E4	41	±6	74	18	4	5	±7	1.4	±0.2	
E1 – E3	39	±13	71	18	NR	NR	±18	NR		
E4	42	±6	75	18	5	3	±8	1.4	±0.2	
E5 – E9	37	±3	88	9	1	3	±4	1.2	±0.1	
E5 – E6	38	±4	85	10	1	3	±4	1.2	±0.1	
E7 – E9	35	±5	96	3	1	1	±5	1.1	±0.1	
Officers	36	±5	94	4	0	2	±6	1.1	±0.1	
O1 – O3	44	±8	90	7	0	3	±10	1.2	±0.2	
O4 – O6	32	±7	98	2	0	0	±6	1.0	±0.1	
Non-Hispanic White	38	±3	82	12	2	4	±4	1.3	±0.1	
Total Minority	38	±6	91	7	2	1	±5	1.1	±0.1	
Non-Hispanic Black	52	±10	90	6	NR	1	±11	1.1	±0.2	
Hispanic	30	±8	89	8	1	2	±10	1.2	±0.1	
<b>COAST GUARD FEMALES</b>	67	±6	83	12	2	3	±6	1.2	±0.1	
Enlisted	68	±7	81	14	3	2	±7	1.3	±0.1	
E1 – E4	76	±10	72	22	4	NR	±14	1.4	±0.2	
E5 – E9	62	±8	89	7	1	3	±7	1.2	±0.2	
Officers	63	±13	92	3	0	NR	±12	1.2	±0.3	
O1 – O3	77	±13	91	4	0	NR	±15	NR		
O4 – O6	42	±16	97	0	0	3	±3	1.1	±0.1	
<b>COAST GUARD MALES</b>	34	±3	85	10	2	3	±4	1.2	±0.1	
Enlisted	35	±3	82	12	2	4	±4	1.3	±0.1	
E1 – E4	36	±6	74	16	4	6	±9	1.4	±0.2	
E5 – E9	34	±3	87	9	1	3	±4	1.2	±0.1	
Officers	32	±5	94	4	0	2	±7	1.1	±0.1	
O1 – O3	36	±9	89	8	NR	NR	±14	1.2	±0.2	
O4 – O6	31	±7	98	2	NR	NR	±6	1.0	±0.1	

Note. Percent responding are Service members who answered the question and who experienced unprofessional, gender-related behavior (Q35).

NR: Not reportable

#### 40. Where and when did the situation occur?

##### e. In a work environment where members of your gender are uncommon

1. None of it  
4. All of it

2. Some of it

3. Most of it

	Percent Responding		Percentages				Max ME	Degree of Occurrence		
			1	2	3	4				
<b>TOTAL DOD</b>	36	±2	79	11	4	5	±2	1.4	±0.1	
Female	60	±2	58	18	10	14	±2	1.8	±0.1	
Male	32	±2	86	9	2	3	±2	1.2	±0.1	
<b>TOTAL COAST GUARD</b>	38	±3	81	9	3	7	±3	1.4	±0.1	
Enlisted	38	±3	81	9	4	6	±3	1.4	±0.1	
E1 – E4	41	±6	78	11	5	7	±6	1.4	±0.2	
E1 – E3	39	±13	74	10	5	10	±14	1.5	±0.3	
E4	41	±6	79	11	5	5	±7	1.4	±0.2	
E5 – E9	37	±3	82	9	3	6	±4	1.3	±0.1	
E5 – E6	38	±4	81	9	3	7	±4	1.4	±0.1	
E7 – E9	34	±5	87	7	1	5	±6	1.2	±0.1	
Officers	36	±5	84	6	2	7	±7	1.3	±0.2	
O1 – O3	44	±8	78	10	2	10	±11	1.4	±0.3	
O4 – O6	33	±7	93	3	1	2	±4	1.1	±0.1	
Non-Hispanic White	38	±3	79	10	3	8	±4	1.4	±0.1	
Total Minority	37	±6	87	6	4	3	±6	1.2	±0.1	
Non-Hispanic Black	52	±10	84	9	5	2	±11	1.2	±0.2	
Hispanic	30	±8	88	6	3	3	±8	1.2	±0.2	
<b>COAST GUARD FEMALES</b>	67	±6	48	20	10	22	±7	2.1	±0.2	
Enlisted	68	±7	48	20	11	21	±8	2.1	±0.2	
E1 – E4	77	±10	48	23	14	15	±13	2.0	±0.3	
E5 – E9	62	±8	48	18	9	26	±9	2.1	±0.3	
Officers	63	±13	NR	20	6	26	±18	2.1	±0.5	
O1 – O3	77	±13	NR	NR	NR	NR		NR		
O4 – O6	42	±16	61	15	6	17	±6	1.8	±0.2	
<b>COAST GUARD MALES</b>	34	±3	90	6	2	3	±3	1.2	±0.1	
Enlisted	34	±3	89	6	2	3	±4	1.2	±0.1	
E1 – E4	35	±6	88	6	2	4	±7	1.2	±0.2	
E5 – E9	34	±3	90	6	1	2	±4	1.1	±0.1	
Officers	33	±5	94	3	1	2	±7	1.1	±0.1	
O1 – O3	37	±9	94	4	NR	1	±12	1.1	±0.1	
O4 – O6	32	±7	98	2	NR	0	±5	1.0	±0.1	
































Note. Percent responding are Service members who answered the question and who experienced unprofessional, gender-related behavior (Q35).  
NR: Not reportable

**40. Where and when did the situation occur?****f. While you were deployed**

1. None of it  
4. All of it

2. Some of it

3. Most of it

	Percent Responding		Percentages				Max ME	Degree of Occurrence		
			1	2	3	4				
<b>TOTAL DOD</b>	36	±2	71	17	7	6	±2	1.5	±0.1	
Female	61	±2	70	16	7	6	±2	1.5	±0.1	
Male	32	±2	71	17	6	6	±3	1.5	±0.1	
<b>TOTAL COAST GUARD</b>	38	±3	81	12	4	3	±3	1.3	±0.1	
Enlisted	39	±3	81	12	4	3	±4	1.3	±0.1	
E1 – E4	41	±6	81	9	7	3	±6	1.3	±0.1	
E1 – E3	39	±13	77	11	9	NR	±15	1.4	±0.3	
E4	41	±6	83	9	6	3	±7	1.3	±0.2	
E5 – E9	38	±3	81	14	2	3	±4	1.3	±0.1	
E5 – E6	39	±4	80	14	3	3	±5	1.3	±0.1	
E7 – E9	35	±5	84	14	1	1	±7	1.2	±0.1	
Officers	37	±5	80	11	6	4	±8	1.3	±0.2	
O1 – O3	45	±8	72	15	9	4	±12	1.5	±0.2	
O4 – O6	32	±7	92	5	1	2	±6	1.1	±0.1	
Non-Hispanic White	38	±3	81	12	4	3	±4	1.3	±0.1	
Total Minority	38	±6	82	11	5	2	±6	1.3	±0.1	
Non-Hispanic Black	52	±10	81	14	3	2	±12	1.3	±0.2	
Hispanic	30	±8	81	12	5	3	±11	1.3	±0.2	
<b>COAST GUARD FEMALES</b>	67	±6	81	11	4	4	±6	1.3	±0.1	
Enlisted	68	±7	82	11	3	3	±6	1.3	±0.1	
E1 – E4	76	±10	88	9	2	NR	±12	1.1	±0.1	
E5 – E9	63	±8	77	13	4	6	±8	1.4	±0.2	
Officers	63	±13	76	NR	9	NR	±18	1.4	±0.3	
O1 – O3	77	±13	NR	NR	NR	NR		NR		
O4 – O6	42	±16	91	4	4	1	±4	1.2	±0.1	
<b>COAST GUARD MALES</b>	34	±3	81	12	4	3	±4	1.3	±0.1	
Enlisted	35	±3	81	13	4	2	±4	1.3	±0.1	
E1 – E4	35	±6	79	9	9	3	±8	1.4	±0.2	
E5 – E9	35	±3	82	14	2	2	±5	1.2	±0.1	
Officers	33	±5	81	11	5	4	±9	1.3	±0.2	
O1 – O3	38	±9	72	16	9	3	±14	1.4	±0.3	
O4 – O6	31	±7	92	6	1	2	±7	1.1	±0.1	

Note. Percent responding are Service members who answered the question and who experienced unprofessional, gender-related behavior (Q35).

NR: Not reportable

#### 40. Where and when did the situation occur?

##### g. In the local community around an installation

1. None of it  
4. All of it

2. Some of it

3. Most of it

	Percent Responding		Percentages				Max ME	Degree of Occurrence		
			1	2	3	4				
<b>TOTAL DOD</b>	36	±2	75	19	4	3	±2	1.3	±0.1	
Female	61	±2	71	22	4	3	±2	1.4	±0.1	
Male	32	±2	76	18	3	3	±2	1.3	±0.1	
<b>TOTAL COAST GUARD</b>	38	±3	79	16	2	2	±3	1.3	±0.1	
Enlisted	39	±3	79	17	3	2	±4	1.3	±0.1	
E1 – E4	41	±6	79	13	5	4	±7	1.3	±0.2	
E1 – E3	39	±13	75	11	7	7	±16	1.5	±0.3	
E4	41	±6	80	14	4	3	±8	1.3	±0.2	
E5 – E9	37	±3	79	19	1	1	±4	1.2	±0.1	
E5 – E6	38	±4	79	18	2	1	±5	1.2	±0.1	
E7 – E9	35	±5	77	21	1	1	±8	1.3	±0.1	
Officers	37	±5	82	14	2	2	±8	1.2	±0.1	
O1 – O3	45	±8	81	16	2	1	±11	1.2	±0.2	
O4 – O6	33	±7	78	15	2	NR	±13	1.3	±0.3	
Non-Hispanic White	38	±3	79	17	2	2	±4	1.3	±0.1	
Total Minority	38	±6	82	12	2	4	±7	1.3	±0.2	
Non-Hispanic Black	52	±10	73	17	NR	NR	±14	1.4	±0.3	
Hispanic	30	±8	88	9	2	1	±9	1.1	±0.1	
<b>COAST GUARD FEMALES</b>	67	±6	81	13	5	2	±6	1.3	±0.1	
Enlisted	67	±7	80	13	5	2	±7	1.3	±0.1	
E1 – E4	76	±10	85	6	9	NR	±12	1.2	±0.2	
E5 – E9	61	±8	76	18	2	4	±8	1.3	±0.2	
Officers	63	±13	82	13	NR	1	±17	1.2	±0.2	
O1 – O3	77	±13	NR	NR	NR	0	±1	NR		
O4 – O6	42	±16	87	7	4	3	±5	1.2	±0.1	
<b>COAST GUARD MALES</b>	34	±3	79	17	2	2	±4	1.3	±0.1	
Enlisted	35	±3	78	18	2	2	±4	1.3	±0.1	
E1 – E4	35	±6	77	15	3	5	±8	1.4	±0.2	
E5 – E9	34	±3	79	19	1	0	±5	1.2	±0.1	
Officers	33	±5	82	15	1	2	±9	1.2	±0.2	
O1 – O3	38	±9	82	17	1	1	±13	1.2	±0.2	
O4 – O6	32	±7	77	16	1	NR	±15	1.4	±0.3	

Note. Percent responding are Service members who answered the question and who experienced unprofessional, gender-related behavior (Q35).  
NR: Not reportable

**40. Where and when did the situation occur?****h. At your current permanent duty station**

1. None of it  
4. All of it

2. Some of it

3. Most of it

	Percent Responding		Percentages				Max ME	Degree of Occurrence		
			1	2	3	4				
<b>TOTAL DOD</b>	36	±2	41	25	11	22	±2	2.1	±0.1	
Female	61	±2	27	28	14	30	±2	2.5	±0.1	
Male	32	±2	46	25	10	19	±3	2.0	±0.1	
<b>TOTAL COAST GUARD</b>	38	±3	45	22	10	23	±4	2.1	±0.1	
Enlisted	39	±3	46	23	10	21	±4	2.1	±0.1	
E1 – E4	40	±6	49	19	13	19	±8	2.0	±0.2	
E1 – E3	39	±13	NR	15	11	25	±18	2.1	±0.5	
E4	41	±6	49	21	14	17	±9	2.0	±0.3	
E5 – E9	38	±3	44	25	8	23	±5	2.1	±0.2	
E5 – E6	38	±4	45	23	8	24	±5	2.1	±0.2	
E7 – E9	35	±5	40	29	10	21	±8	2.1	±0.2	
Officers	37	±5	40	21	8	31	±9	2.3	±0.3	
O1 – O3	45	±8	40	23	12	26	±12	2.2	±0.3	
O4 – O6	33	±7	41	19	5	35	±13	2.3	±0.4	
Non-Hispanic White	38	±3	42	23	10	25	±4	2.2	±0.1	
Total Minority	38	±6	55	19	10	16	±8	1.9	±0.2	
Non-Hispanic Black	52	±10	59	14	14	14	±14	1.8	±0.3	
Hispanic	31	±8	44	29	9	17	±12	2.0	±0.3	
<b>COAST GUARD FEMALES</b>	67	±6	31	26	15	28	±7	2.4	±0.2	
Enlisted	68	±7	30	27	15	28	±8	2.4	±0.2	
E1 – E4	77	±10	38	30	13	18	±14	2.1	±0.3	
E5 – E9	62	±8	23	24	16	37	±9	2.7	±0.2	
Officers	64	±13	35	22	19	24	±18	2.3	±0.4	
O1 – O3	77	±13	NR	NR	NR	NR		NR		
O4 – O6	43	±16	34	16	9	41	±6	2.6	±0.2	
<b>COAST GUARD MALES</b>	34	±3	48	21	8	22	±5	2.0	±0.2	
Enlisted	35	±3	50	22	9	20	±5	2.0	±0.2	
E1 – E4	35	±6	52	16	13	19	±10	2.0	±0.3	
E5 – E9	35	±3	49	25	7	20	±5	2.0	±0.2	
Officers	33	±5	42	21	5	32	±10	2.3	±0.3	
O1 – O3	38	±9	42	22	7	28	±15	2.2	±0.4	
O4 – O6	32	±7	42	20	4	34	±15	2.3	±0.4	

Note. Percent responding are Service members who answered the question and who experienced unprofessional, gender-related behavior (Q35).

NR: Not reportable

#### 40. Where and when did the situation occur?

##### i. While you were on TDY/TAD, at sea, or during field exercises/alerts

1. None of it  
4. All of it

2. Some of it

3. Most of it

	Percent Responding		Percentages				Max ME	Degree of Occurrence		
			1	2	3	4				
<b>TOTAL DOD</b>	36	±2	75	17	4	3	±2	1.3	±0.1	
Female	61	±2	76	16	5	3	±2	1.3	±0.1	
Male	32	±2	75	18	4	3	±3	1.4	±0.1	
<b>TOTAL COAST GUARD</b>	38	±3	80	13	4	4	±3	1.3	±0.1	
Enlisted	39	±3	80	14	3	3	±4	1.3	±0.1	
E1 – E4	41	±6	79	12	6	4	±7	1.3	±0.2	
E1 – E3	39	±13	75	13	4	9	±15	1.5	±0.3	
E4	41	±6	80	12	6	2	±8	1.3	±0.2	
E5 – E9	38	±3	81	15	2	3	±4	1.3	±0.1	
E5 – E6	38	±4	82	13	2	3	±5	1.3	±0.1	
E7 – E9	35	±5	77	20	1	1	±8	1.3	±0.1	
Officers	37	±5	79	11	4	6	±7	1.4	±0.2	
O1 – O3	45	±8	75	11	7	7	±11	1.5	±0.2	
O4 – O6	33	±7	86	10	2	2	±7	1.2	±0.1	
Non-Hispanic White	38	±3	80	13	4	4	±4	1.3	±0.1	
Total Minority	38	±6	80	13	4	3	±7	1.3	±0.2	
Non-Hispanic Black	52	±10	86	12	0	2	±12	1.2	±0.2	
Hispanic	31	±8	77	16	2	5	±11	1.3	±0.2	
<b>COAST GUARD FEMALES</b>	66	±6	80	11	5	4	±6	1.3	±0.1	
Enlisted	67	±7	82	12	3	3	±7	1.3	±0.1	
E1 – E4	76	±10	80	13	5	NR	±13	1.3	±0.2	
E5 – E9	61	±8	84	11	2	3	±7	1.3	±0.1	
Officers	63	±13	74	8	NR	NR	±17	1.5	±0.4	
O1 – O3	77	±13	NR	7	NR	NR	±15	NR		
O4 – O6	41	±16	83	11	5	1	±5	1.3	±0.1	
<b>COAST GUARD MALES</b>	34	±3	79	14	3	4	±4	1.3	±0.1	
Enlisted	35	±3	79	14	3	3	±4	1.3	±0.1	
E1 – E4	35	±6	78	11	6	5	±8	1.4	±0.2	
E5 – E9	35	±3	80	16	2	2	±5	1.3	±0.1	
Officers	33	±5	80	12	3	5	±8	1.3	±0.2	
O1 – O3	38	±9	76	13	5	6	±14	1.4	±0.3	
O4 – O6	32	±7	87	10	2	2	±8	1.2	±0.2	

Note. Percent responding are Service members who answered the question and who experienced unprofessional, gender-related behavior (Q35).  
NR: Not reportable



**41. What was the gender and number of offender(s)?**

1. One person (male)      2. One person (female)      3. More than one person (all males)  
 4. More than one person (all females)      5. More than one person (both males and females)      6. Not sure

	Percent Responding		Percentages						Max ME
			1	2	3	4	5	6	
<b>TOTAL DOD</b>	35	±1	19	7	29	3	17	24	±2
<b>Female</b>	60	±2	30	1	48	1	12	9	±2
<b>Male</b>	31	±2	16	9	23	4	19	29	±3
<b>TOTAL COAST GUARD</b>	36	±3	23	6	29	3	16	22	±4
<b>Enlisted</b>	36	±3	22	6	29	3	17	23	±4
<b>E1 – E4</b>	38	±5	22	6	25	3	18	26	±8
E1 – E3	36	±12	24	NR	21	NR	NR	25	±16
E4	38	±6	21	8	27	3	16	26	±9
<b>E5 – E9</b>	35	±3	22	6	31	3	17	22	±5
E5 – E6	36	±3	23	5	32	3	14	22	±5
E7 – E9	33	±5	19	7	25	5	25	20	±8
<b>Officers</b>	34	±5	30	7	29	4	12	18	±8
<b>O1 – O3</b>	43	±8	28	4	33	NR	11	23	±12
<b>O4 – O6</b>	30	±7	38	9	24	NR	11	13	±13
<b>Non-Hispanic White</b>	36	±3	24	7	28	3	18	21	±4
<b>Total Minority</b>	35	±5	22	5	30	5	12	27	±8
Non-Hispanic Black	47	±10	21	7	30	NR	10	26	±16
Hispanic	27	±8	28	NR	34	6	8	21	±13
<b>COAST GUARD FEMALES</b>	67	±6	39	1	41	0	11	8	±7
<b>Enlisted</b>	68	±7	37	1	41	0	12	9	±8
<b>E1 – E4</b>	76	±10	34	1	39	NR	13	12	±14
<b>E5 – E9</b>	62	±8	39	2	43	0	11	6	±9
<b>Officers</b>	63	±13	NR	0	42	0	NR	2	±17
<b>O1 – O3</b>	76	±13	NR	NR	NR	NR	NR	1	±2
<b>O4 – O6</b>	41	±16	43	0	43	0	7	7	±6
<b>COAST GUARD MALES</b>	31	±3	19	8	25	4	18	26	±4
<b>Enlisted</b>	32	±3	18	7	25	4	19	27	±5
<b>E1 – E4</b>	32	±6	17	8	20	4	20	31	±10
<b>E5 – E9</b>	32	±3	18	7	28	4	18	26	±5
<b>Officers</b>	30	±5	24	9	25	6	14	23	±10
<b>O1 – O3</b>	36	±8	18	6	28	NR	13	33	±15
<b>O4 – O6</b>	29	±7	37	10	21	NR	11	14	±15

Note. Percent responding are Service members who answered the question and who experienced unprofessional, gender-related behavior (Q35).

NR: Not reportable

#### 41. What was the gender of the offender? Constructed from Q41.

1. Male

2. Female






























3. Both males and females were involved

	Percent Responding		Percentages			Max ME
			1	2	3	
<b>TOTAL DOD</b>	27	±1	64	14	23	±2
Female	54	±2	86	2	13	±2
Male	22	±2	54	19	27	±3
<b>TOTAL COAST GUARD</b>	28	±2	67	12	21	±4
Enlisted	28	±3	66	12	22	±5
E1 – E4	28	±5	63	12	25	±9
E1 – E3	27	±11	NR	NR	NR	
E4	28	±5	64	14	22	±10
E5 – E9	27	±3	67	12	21	±5
E5 – E6	28	±3	71	11	18	±6
E7 – E9	26	±5	54	15	31	±10
Officers	28	±5	71	14	15	±9
O1 – O3	33	±7	79	6	14	±13
O4 – O6	26	±6	71	17	12	±16
Non-Hispanic White	28	±3	66	12	22	±5
Total Minority	25	±5	70	13	17	±9
Non-Hispanic Black	34	±10	69	17	14	±17
Hispanic	21	±7	78	11	10	±14
<b>COAST GUARD FEMALES</b>	62	±6	87	1	12	±6
Enlisted	62	±7	86	1	13	±7
E1 – E4	67	±11	84	1	15	±14
E5 – E9	58	±8	87	2	11	±6
Officers	61	±13	NR	0	NR	±0
O1 – O3	75	±14	NR	NR	NR	
O4 – O6	38	±15	93	0	7	±4
<b>COAST GUARD MALES</b>	23	±3	59	16	24	±5
Enlisted	23	±3	58	16	26	±6
E1 – E4	22	±5	54	17	29	±12
E5 – E9	24	±3	61	15	24	±6
Officers	23	±5	63	19	18	±11
O1 – O3	24	±7	70	11	19	±18
O4 – O6	25	±7	67	20	13	±18

Note. Percent responding are Service members who answered the question and who experienced unprofessional, gender-related behavior (Q35). Respondents who indicated "Not sure" are set to missing.

NR: Not reportable

**41. Did the situation involve multiple offenders? Constructed from Q41.**

	Percent Responding		Percentages	Max ME	Percentage Reporting Yes
			Yes		
<b>TOTAL DOD</b>	27	±1	66	±2	
Female	54	±2	66	±2	
Male	22	±2	66	±3	
<b>TOTAL COAST GUARD</b>	28	±2	62	±4	
Enlisted	28	±3	64	±5	
E1 – E4	28	±5	62	±9	
E1 – E3	27	±11	NR		
E4	28	±5	61	±11	
E5 – E9	27	±3	65	±5	
E5 – E6	28	±3	64	±6	
E7 – E9	26	±5	68	±9	
Officers	28	±5	55	±9	
O1 – O3	33	±7	58	±13	
O4 – O6	26	±6	46	±13	
Non-Hispanic White	28	±3	61	±5	
Total Minority	25	±5	64	±9	
Non-Hispanic Black	34	±10	61	±17	
Hispanic	21	±7	61	±15	
<b>COAST GUARD FEMALES</b>	62	±6	57	±8	
Enlisted	62	±7	58	±8	
E1 – E4	67	±11	60	±15	
E5 – E9	58	±8	57	±9	
Officers	61	±13	NR		
O1 – O3	75	±14	NR		
O4 – O6	38	±15	54	±7	
<b>COAST GUARD MALES</b>	23	±3	64	±5	
Enlisted	23	±3	66	±6	
E1 – E4	22	±5	63	±12	
E5 – E9	24	±3	67	±6	
Officers	23	±5	57	±11	
O1 – O3	24	±7	64	±17	
O4 – O6	25	±7	45	±15	

Note. Percent responding are Service members who answered the question and who experienced unprofessional, gender-related behavior (Q35). Respondents who indicated "Not sure" are set to missing.

NR: Not reportable

## 42. What was the offender's organizational level and affiliation?

- a. Someone in your chain-of-command?      b. Other military person(s) of higher rank/grade than you?      c. Your military coworker(s)?
- d. Your military subordinate(s)?      e. Other military person(s)?      f. DoD/Service civilian employee(s)?
- g. DoD/Service civilian contractor(s)?      h. Person(s) in the local community?      i. Unknown person(s)?

	Percent Responding		Percentages									Max ME
			a	b	c	d	e	f	g	h	i	
<b>TOTAL DOD</b>	36	±2	25	37	54	25	36	11	8	10	10	±2
<b>Female</b>	60	±2	29	51	61	24	44	13	9	11	13	±2
<b>Male</b>	31	±2	24	32	52	26	33	11	7	9	9	±3
<b>TOTAL COAST GUARD</b>	37	±3	23	36	53	26	27	10	6	8	6	±4
<b>Enlisted</b>	38	±3	23	38	56	25	29	8	5	7	6	±4
<b>E1 – E4</b>	40	±6	23	46	59	20	30	5	3	6	7	±8
E1 – E3	38	±13	20	54	62	12	31	NR	6	6	6	±16
E4	41	±6	24	43	58	23	30	6	2	6	8	±9
<b>E5 – E9</b>	37	±3	24	33	55	27	28	11	6	7	5	±5
E5 – E6	37	±4	25	34	57	26	27	9	5	5	5	±6
E7 – E9	33	±5	19	29	47	33	32	16	11	14	5	±8
<b>Officers</b>	36	±5	22	27	41	32	21	16	7	12	5	±9
<b>O1 – O3</b>	44	±8	25	32	42	34	15	12	8	11	2	±12
<b>O4 – O6</b>	32	±7	15	15	39	27	24	17	10	15	8	±13
<b>Non-Hispanic White</b>	37	±3	24	36	57	28	27	10	6	8	5	±4
<b>Total Minority</b>	37	±6	20	32	43	19	26	10	5	8	8	±8
Non-Hispanic Black	51	±10	10	23	33	14	23	12	4	10	7	±14
Hispanic	31	±8	27	39	49	20	29	9	5	5	7	±12
<b>COAST GUARD FEMALES</b>	67	±6	29	51	54	23	32	14	8	7	5	±7
<b>Enlisted</b>	68	±7	27	56	59	19	36	13	9	6	5	±8
<b>E1 – E4</b>	76	±10	29	65	59	14	38	6	8	7	6	±14
<b>E5 – E9</b>	63	±8	26	48	59	24	33	18	10	5	4	±9
<b>Officers</b>	63	±13	35	35	33	36	18	18	NR	NR	NR	±17
<b>O1 – O3</b>	77	±13	NR	NR	NR	NR	14	NR	NR	NR	NR	±17
<b>O4 – O6</b>	41	±16	30	33	45	27	34	17	5	8	8	±6
<b>COAST GUARD MALES</b>	33	±3	22	31	53	27	26	9	5	8	6	±5
<b>Enlisted</b>	34	±3	22	33	56	26	27	7	4	7	6	±5
<b>E1 – E4</b>	35	±6	21	40	59	22	27	4	2	6	8	±9
<b>E5 – E9</b>	33	±3	23	29	54	28	26	9	5	8	5	±5
<b>Officers</b>	32	±5	19	25	43	31	22	15	8	11	4	±10
<b>O1 – O3</b>	37	±9	19	31	47	32	16	9	9	10	1	±15
<b>O4 – O6</b>	31	±7	13	12	38	27	23	17	10	16	8	±15

Note. Percent responding are Service members who answered the question and who experienced unprofessional, gender-related behavior (Q35).

NR: Not reportable

**42. What was the organizational affiliation of the person(s) involved? Constructed from Q42.**

1. Military only

2. Both military and civilian

3. Civilian only

	Percent Responding		Percentages			Max ME
			1	2	3	
<b>TOTAL DOD</b>	27	±1	75	21	4	±2
Female	54	±2	74	22	4	±2
Male	22	±2	75	21	4	±3
<b>TOTAL COAST GUARD</b>	28	±2	77	20	3	±4
Enlisted	28	±3	80	18	2	±4
E1 – E4	28	±5	84	14	1	±7
E1 – E3	28	±11	83	15	NR	±16
E4	28	±5	85	14	1	±9
E5 – E9	28	±3	78	20	2	±5
E5 – E6	28	±3	81	18	1	±5
E7 – E9	27	±5	66	28	6	±9
Officers	28	±5	64	27	9	±10
O1 – O3	35	±8	71	24	5	±13
O4 – O6	25	±6	53	28	19	±16
Non-Hispanic White	29	±3	77	20	3	±4
Total Minority	25	±5	77	19	4	±8
Non-Hispanic Black	31	±9	69	24	NR	±18
Hispanic	23	±7	80	16	4	±12
<b>COAST GUARD FEMALES</b>	62	±6	74	21	5	±7
Enlisted	62	±7	77	20	3	±7
E1 – E4	68	±11	80	17	4	±13
E5 – E9	58	±8	75	22	3	±8
Officers	61	±13	NR	27	NR	±18
O1 – O3	75	±14	NR	NR	NR	
O4 – O6	38	±15	70	22	8	±6
<b>COAST GUARD MALES</b>	23	±3	78	20	3	±5
Enlisted	23	±3	81	18	1	±5
E1 – E4	22	±5	87	13	NR	±9
E5 – E9	24	±3	78	20	2	±6
Officers	24	±5	64	28	8	±11
O1 – O3	26	±8	76	22	2	±17
O4 – O6	24	±7	NR	29	21	±18

Note. Percent responding are Service members who answered the question and who experienced unprofessional, gender-related behavior (Q35). Respondents who indicated "Unknown person(s)" are set to missing.

NR: Not reportable

**43. During the course of the situation you have in mind, how often did the event(s) occur?**

1. Once

2. Occasionally

3. Frequently

	Percent Responding		Percentages			Max ME
			1	2	3	
<b>TOTAL DOD</b>	32	±1	42	47	10	±2
Female	58	±2	32	54	14	±2
Male	28	±2	46	45	9	±3
<b>TOTAL COAST GUARD</b>	32	±3	43	48	9	±4
Enlisted	33	±3	41	50	10	±5
E1 – E4	34	±5	39	50	12	±8
E1 – E3	34	±12	38	NR	14	±17
E4	35	±5	39	50	11	±10
E5 – E9	32	±3	42	50	8	±5
E5 – E6	32	±3	40	51	9	±6
E7 – E9	30	±5	48	46	6	±9
Officers	31	±5	55	40	5	±9
O1 – O3	38	±8	46	48	6	±13
O4 – O6	29	±7	63	35	2	±13
Non-Hispanic White	33	±3	43	48	9	±5
Total Minority	30	±5	47	47	6	±9
Non-Hispanic Black	41	±10	53	41	6	±15
Hispanic	25	±7	45	48	7	±13
<b>COAST GUARD FEMALES</b>	65	±6	30	58	12	±7
Enlisted	65	±7	27	60	13	±8
E1 – E4	74	±10	26	61	14	±14
E5 – E9	59	±8	28	60	13	±9
Officers	63	±13	NR	NR	8	±11
O1 – O3	76	±13	NR	NR	NR	
O4 – O6	41	±16	37	49	14	±6
<b>COAST GUARD MALES</b>	28	±3	48	45	8	±5
Enlisted	28	±3	45	47	8	±6
E1 – E4	28	±6	44	45	11	±11
E5 – E9	28	±3	45	47	7	±6
Officers	27	±5	59	37	4	±11
O1 – O3	29	±8	46	48	NR	±16
O4 – O6	27	±7	68	32	NR	±16

Note. Percent responding are Service members who answered the question and who experienced unprofessional, gender-related behavior (Q35).  
NR: Not reportable

**44. How long did the situation last, or if continuing, how long has it been going on?**

1. Less than 1 week

2. 1 week to less than 1 month

3. 1 month to less than 3 months

4. 3 months to less than 6 months

5. 6 months or more

	Percent Responding		Percentages					Max ME
			1	2	3	4	5	
<b>TOTAL DOD</b>	32	±1	52	9	9	8	23	±2
Female	57	±2	40	12	12	13	22	±2
Male	28	±2	56	8	7	6	23	±3
<b>TOTAL COAST GUARD</b>	32	±3	57	8	8	6	21	±4
Enlisted	32	±3	54	9	9	6	21	±5
E1 – E4	34	±5	45	11	15	7	22	±9
E1 – E3	32	±11	39	NR	14	NR	25	±17
E4	35	±5	47	9	15	7	21	±10
E5 – E9	31	±3	60	8	6	6	21	±5
E5 – E6	31	±3	57	8	5	7	23	±6
E7 – E9	30	±5	71	6	7	3	14	±9
Officers	31	±5	70	4	1	4	20	±9
O1 – O3	39	±8	63	6	2	6	22	±13
O4 – O6	28	±7	81	1	1	2	15	±11
Non-Hispanic White	33	±3	58	7	8	6	21	±5
Total Minority	30	±5	58	10	6	7	19	±9
Non-Hispanic Black	42	±10	60	7	NR	12	18	±16
Hispanic	24	±7	50	16	5	6	23	±14
<b>COAST GUARD FEMALES</b>	64	±6	40	9	13	12	27	±7
Enlisted	65	±7	37	8	16	13	26	±8
E1 – E4	73	±11	30	7	23	14	26	±14
E5 – E9	59	±8	42	9	10	12	26	±9
Officers	62	±13	NR	NR	1	6	29	±17
O1 – O3	76	±13	NR	NR	1	NR	NR	±1
O4 – O6	41	±16	54	4	4	8	29	±6
<b>COAST GUARD MALES</b>	28	±3	63	8	6	4	19	±5
Enlisted	28	±3	60	9	7	4	20	±6
E1 – E4	28	±6	51	13	11	5	21	±12
E5 – E9	28	±3	65	7	4	4	20	±6
Officers	27	±5	76	2	1	4	17	±10
O1 – O3	30	±8	69	NR	NR	NR	18	±16
O4 – O6	27	±7	85	1	NR	1	13	±13

Note. Percent responding are Service members who answered the question and who experienced unprofessional, gender-related behavior (Q35).

NR: Not reportable

#### 45. As a result of the situation, did you...

- a. Ignore the behavior?      b. Avoid the person(s) who bothered you?      c. Tell the offender(s) to stop?
- d. Ask someone else to speak to the offender(s) for you?      e. Blame yourself for what happened?      f. Act as though it did not bother you?

	Percent Responding		Percentages						Max ME
			a	b	c	d	e	f	
<b>TOTAL DOD</b>	33	±1	66	45	50	18	9	51	±2
Female	59	±2	71	61	63	26	12	58	±2
Male	29	±2	64	40	45	15	8	48	±3
<b>TOTAL COAST GUARD</b>	35	±3	63	37	45	13	6	47	±4
Enlisted	35	±3	64	40	47	15	7	48	±5
E1 – E4	37	±5	66	44	47	20	10	53	±8
E1 – E3	34	±12	76	41	NR	25	13	NR	±17
E4	38	±6	62	45	43	19	9	54	±9
E5 – E9	33	±3	63	37	47	11	5	44	±5
E5 – E6	34	±3	65	38	45	11	6	44	±6
E7 – E9	31	±5	54	33	53	12	5	44	±9
Officers	34	±5	59	27	40	6	4	45	±9
O1 – O3	42	±8	58	30	39	4	3	44	±12
O4 – O6	29	±7	52	19	41	7	4	44	±13
Non-Hispanic White	35	±3	64	37	46	12	7	48	±5
Total Minority	34	±5	60	38	45	17	5	45	±8
Non-Hispanic Black	48	±10	55	26	42	25	NR	43	±15
Hispanic	28	±8	57	44	47	19	6	44	±13
<b>COAST GUARD FEMALES</b>	66	±6	69	51	51	19	10	54	±7
Enlisted	67	±7	71	55	53	22	12	55	±8
E1 – E4	74	±10	77	58	49	31	13	60	±14
E5 – E9	62	±8	66	53	57	14	11	52	±9
Officers	63	±13	63	34	NR	9	4	NR	±17
O1 – O3	77	±13	NR	NR	NR	NR	2	NR	±2
O4 – O6	41	±16	66	43	34	19	11	61	±6
<b>COAST GUARD MALES</b>	30	±3	61	33	44	11	5	45	±5
Enlisted	30	±3	62	35	45	13	6	45	±5
E1 – E4	31	±6	61	39	46	17	8	50	±10
E5 – E9	30	±3	62	33	44	10	4	42	±6
Officers	30	±5	58	25	39	5	4	43	±10
O1 – O3	34	±8	56	29	35	3	NR	41	±15
O4 – O6	28	±7	50	15	42	NR	3	41	±15

Note. Percent responding are Service members who answered the question and who experienced unprofessional, gender-related behavior (Q35).

NR: Not reportable



**45. As a result of the situation, did you...**g. Call a hotline for advice/information  
(not to file a complaint)?j. Accomplish less than you normally  
would at work?

h. Request a transfer?

k. Other?

i. Think about getting out of your  
Service?

	Percent Responding		Percentages					Max ME
			g	h	i	j	k	
<b>TOTAL DOD</b>	33	±1	3	7	18	17	7	±2
Female	59	±2	2	9	22	19	9	±2
Male	29	±2	4	6	16	16	6	±2
<b>TOTAL COAST GUARD</b>	35	±3	2	3	13	14	4	±3
Enlisted	35	±3	2	4	14	15	5	±4
E1 – E4	37	±5	4	5	17	19	6	±7
E1 – E3	34	±12	4	NR	18	19	NR	±15
E4	38	±6	4	7	17	19	7	±8
E5 – E9	33	±3	1	3	12	12	4	±4
E5 – E6	34	±3	1	3	12	13	4	±4
E7 – E9	31	±5	1	2	9	12	5	±7
Officers	34	±5	1	0	8	10	3	±7
O1 – O3	42	±8	1	0	11	12	4	±10
O4 – O6	29	±7	2	1	4	8	3	±11
Non-Hispanic White	35	±3	2	3	13	14	4	±4
Total Minority	34	±5	4	5	13	14	5	±7
Non-Hispanic Black	48	±10	NR	10	10	12	NR	±16
Hispanic	28	±8	4	4	21	19	4	±12
<b>COAST GUARD FEMALES</b>	66	±6	3	5	21	20	7	±7
Enlisted	67	±7	3	6	22	20	6	±7
E1 – E4	74	±10	3	7	24	19	3	±13
E5 – E9	62	±8	3	6	20	20	8	±9
Officers	63	±13	2	1	19	22	NR	±17
O1 – O3	77	±13	1	0	NR	NR	NR	±1
O4 – O6	41	±16	6	4	22	22	9	±6
<b>COAST GUARD MALES</b>	30	±3	2	2	10	12	4	±4
Enlisted	30	±3	2	3	11	13	4	±4
E1 – E4	31	±6	4	5	15	19	7	±9
E5 – E9	30	±3	1	2	9	10	3	±4
Officers	30	±5	1	0	5	7	1	±8
O1 – O3	34	±8	1	NR	7	7	NR	±12
O4 – O6	28	±7	2	1	1	NR	2	±5

Note. Percent responding are Service members who answered the question and who experienced unprofessional, gender-related behavior (Q35).

NR: Not reportable

#### 46. Did you talk about the situation with...
































- a. Your spouse/significant other?      b. A friend?      c. A family member (e.g., parent, brother/sister)?
- d. A chaplain, counselor, ombudsman, or health care provider?

	Percent Responding		Percentages				Max ME	Percentage Who Talked to Someone		
			a	b	c	d				
<b>TOTAL DOD</b>	34	±1	32	40	17	6	±2	51.0	±2.0	
Female	59	±2	45	63	28	8	±2	74.0	±2.0	
Male	30	±2	28	32	13	5	±3	43.0	±3.0	
<b>TOTAL COAST GUARD</b>	36	±3	32	34	13	4	±4	46.0	±4.0	
Enlisted	36	±3	34	36	15	4	±4	49.0	±4.0	
E1 – E4	38	±5	37	40	21	4	±8	51.0	±8.0	
E1 – E3	35	±12	39	NR	NR	5	±16	60.0	±16.0	
E4	39	±6	37	36	17	3	±9	48.0	±9.0	
E5 – E9	35	±3	31	34	11	5	±5	47.0	±5.0	
E5 – E6	36	±3	31	37	11	5	±6	49.0	±6.0	
E7 – E9	32	±5	31	25	9	5	±8	41.0	±9.0	
Officers	35	±5	28	23	5	3	±8	36.0	±9.0	
O1 – O3	43	±8	35	29	8	2	±12	43.0	±12.0	
O4 – O6	31	±7	21	17	2	2	±11	30.0	±12.0	
Non-Hispanic White	36	±3	33	35	13	3	±4	48.0	±5.0	
Total Minority	36	±6	30	31	11	6	±8	42.0	±8.0	
Non-Hispanic Black	50	±10	24	26	8	2	±14	35.0	±14.0	
Hispanic	30	±8	37	40	15	9	±13	48.0	±12.0	
<b>COAST GUARD FEMALES</b>	66	±6	53	63	24	7	±7	73.0	±7.0	
Enlisted	67	±7	52	64	27	9	±8	75.0	±8.0	
E1 – E4	74	±10	62	67	29	8	±14	77.0	±14.0	
E5 – E9	62	±8	44	62	25	9	±9	73.0	±8.0	
Officers	63	±13	NR	NR	14	2	±15	69.0	±17.0	
O1 – O3	77	±13	NR	NR	NR	1	±1	NR		
O4 – O6	41	±16	54	48	16	9	±6	67.0	±6.0	
<b>COAST GUARD MALES</b>	32	±3	27	25	9	3	±4	38.0	±5.0	
Enlisted	32	±3	28	28	11	3	±5	41.0	±5.0	
E1 – E4	32	±6	29	30	18	3	±10	42.0	±10.0	
E5 – E9	31	±3	28	27	7	4	±5	41.0	±6.0	
Officers	31	±5	20	14	3	3	±9	27.0	±10.0	
O1 – O3	35	±8	25	15	6	NR	±14	30.0	±15.0	
O4 – O6	30	±7	17	12	NR	1	±13	25.0	±14.0	

Note. Percent responding are Service members who answered the question and who experienced unprofessional, gender-related behavior (Q35). Service members who indicated "Does not apply" are included in the "No" category.

NR: Not reportable

**47. Did you discuss/report the situation to any installation/Service/DoD individuals or organizations?**

	Percent Responding		Percentages	Max ME	Percentage Reporting Yes
			Yes		
<b>TOTAL DOD</b>	33	±1	9	±2	
Female	58	±2	13	±2	
Male	29	±2	7	±2	
<b>TOTAL COAST GUARD</b>	34	±3	8	±3	
Enlisted	34	±3	9	±3	
E1 – E4	35	±5	11	±6	
E1 – E3	33	±12	12	±16	
E4	36	±5	10	±7	
E5 – E9	33	±3	8	±3	
E5 – E6	34	±3	9	±4	
E7 – E9	31	±5	7	±6	
Officers	34	±5	5	±5	
O1 – O3	42	±8	3	±6	
O4 – O6	29	±7	12	±12	
Non-Hispanic White	34	±3	8	±3	
Total Minority	33	±5	10	±6	
Non-Hispanic Black	48	±10	7	±14	
Hispanic	27	±8	13	±11	
<b>COAST GUARD FEMALES</b>	66	±6	12	±5	
Enlisted	66	±7	13	±6	
E1 – E4	74	±10	12	±11	
E5 – E9	61	±8	13	±7	
Officers	62	±13	9	±11	
O1 – O3	76	±13	NR		
O4 – O6	40	±15	18	±6	
<b>COAST GUARD MALES</b>	30	±3	7	±3	
Enlisted	30	±3	8	±4	
E1 – E4	29	±6	10	±8	
E5 – E9	30	±3	7	±4	
Officers	30	±5	4	±6	
O1 – O3	34	±8	1	±4	
O4 – O6	28	±7	11	±15	

Note. Percent responding are Service members who answered the question and who experienced unprofessional, gender-related behavior (Q35).

NR: Not reportable

**48. Did you discuss/report the situation with/to any of the following installation/Service/DoD individuals or organizations?**

**a. Someone in your chain-of-command**

1. Yes, and it made things better
2. Yes, but it made no difference
3. Yes, and it made things worse
4. Yes, but it is too soon to tell if it will make things better or worse
5. No, I did not discuss/report it to this person/office









	Percent Responding		Percentages					Max ME	Percentage Reporting Yes		
			1	2	3	4	5				
<b>TOTAL DOD</b>	3	±1	35	36	15	4	10	±7	90.0	±4.0	
Female	8	±1	32	38	14	5	12	±6	88.0	±4.0	
Male	2	±1	36	34	17	4	9	±10	91.0	±7.0	
<b>TOTAL COAST GUARD</b>	3	±1	32	32	9	0	28	±14	72.0	±14.0	
Enlisted	3	±1	31	33	9	NR	26	±15	74.0	±15.0	
E1 – E4	4	±2	NR	NR	NR	NR	NR		NR		
E1 – E3	4	±4	NR	NR	NR	NR	NR		NR		
E4	4	±2	NR	NR	NR	NR	NR		NR		
E5 – E9	3	±1	30	37	15	NR	18	±17	82.0	±16.0	
E5 – E6	3	±2	NR	NR	11	NR	NR	±15	NR		
E7 – E9	2	±2	NR	NR	NR	NR	NR		NR		
Officers	2	±2	NR	NR	NR	1	NR	±3	NR		
O1 – O3	1	±2	NR	NR	NR	3	NR	±11	NR		
O4 – O6	3	±3	NR	NR	NR	NR	NR		NR		
Non-Hispanic White	3	±1	31	37	9	NR	23	±16	77.0	±16.0	
Total Minority	3	±2	NR	NR	NR	0	NR	±2	NR		
Non-Hispanic Black	4	±5	NR	NR	NR	NR	NR		NR		
Hispanic	3	±3	NR	NR	NR	1	NR	±3	NR		
<b>COAST GUARD FEMALES</b>	8	±3	NR	NR	10	0	NR	±13	NR		
Enlisted	8	±4	NR	NR	11	NR	12	±16	88.0	±16.0	
E1 – E4	9	±6	NR	NR	NR	NR	NR		NR		
E5 – E9	8	±4	NR	NR	NR	NR	NR		NR		
Officers	5	±5	11	NR	3	3	NR	±16	NR		
O1 – O3	5	±7	NR	NR	NR	NR	NR		NR		
O4 – O6	7	±4	23	77	NR	NR	NR	±14	NR		
<b>COAST GUARD MALES</b>	2	±1	32	27	9	NR	NR	±16	NR		
Enlisted	2	±1	29	29	9	NR	NR	±18	NR		
E1 – E4	3	±2	NR	NR	NR	NR	NR		NR		
E5 – E9	2	±1	NR	NR	NR	NR	NR		NR		
Officers	1	±2	NR	NR	NR	NR	NR		NR		
O1 – O3	0	±1	NR	NR	NR	NR	NR		NR		
O4 – O6	3	±3	NR	NR	NR	NR	NR		NR		

Note. Percent responding are Service members who answered the question, who experienced unprofessional, gender-related behavior (Q35), and who reported the situation (Q47).

NR: Not reportable

**48. Did you discuss/report the situation with/to any of the following installation/Service/DoD individuals or organizations?****b. Someone in the chain-of-command of the person(s) who did it**

1. Yes, and it made things better      2. Yes, but it made no difference      3. Yes, and it made things worse  
 4. Yes, but it is too soon to tell if it will make things better or worse      5. No, I did not discuss/report it to this person/office











	Percent Responding		Percentages					Max ME	Percentage Reporting Yes		
			1	2	3	4	5				
<b>TOTAL DOD</b>	3	±1	26	26	15	4	29	±7	71.0	±6.0	
<b>Female</b>	8	±1	22	26	13	3	36	±6	64.0	±6.0	
<b>Male</b>	2	±1	28	26	17	4	24	±10	76.0	±9.0	
<b>TOTAL COAST GUARD</b>	3	±1	16	25	5	NR	47	±13	53.0	±13.0	
<b>Enlisted</b>	3	±1	16	26	6	NR	48	±14	52.0	±14.0	
<b>E1 – E4</b>	4	±2	NR	NR	NR	NR	NR		NR		
E1 – E3	4	±4	NR	NR	NR	NR	NR		NR		
E4	4	±2	NR	NR	NR	NR	NR		NR		
<b>E5 – E9</b>	3	±1	14	35	8	NR	43	±17	57.0	±17.0	
E5 – E6	3	±1	NR	NR	NR	NR	NR		NR		
E7 – E9	2	±2	NR	NR	NR	NR	NR		NR		
<b>Officers</b>	2	±2	NR	NR	NR	NR	NR		NR		
<b>O1 – O3</b>	1	±2	NR	NR	NR	NR	NR		NR		
<b>O4 – O6</b>	3	±3	NR	12	NR	NR	NR	±15	NR		
<b>Non-Hispanic White</b>	3	±1	15	29	6	NR	50	±15	50.0	±14.0	
<b>Total Minority</b>	3	±2	NR	14	NR	NR	NR	±17	NR		
Non-Hispanic Black	3	±4	NR	NR	NR	NR	NR		NR		
Hispanic	3	±3	NR	NR	NR	NR	NR		NR		
<b>COAST GUARD FEMALES</b>	8	±3	NR	27	7	NR	NR	±18	NR		
<b>Enlisted</b>	8	±4	NR	NR	NR	NR	NR		NR		
<b>E1 – E4</b>	9	±6	NR	NR	NR	NR	NR		NR		
<b>E5 – E9</b>	7	±4	NR	NR	NR	NR	NR		NR		
<b>Officers</b>	5	±5	5	NR	NR	NR	NR	±10	NR		
<b>O1 – O3</b>	5	±7	NR	NR	NR	NR	NR		NR		
<b>O4 – O6</b>	7	±4	15	61	NR	NR	24	±15	76.0	±15.0	
<b>COAST GUARD MALES</b>	2	±1	14	24	5	NR	NR	±16	NR		
<b>Enlisted</b>	2	±1	14	26	4	NR	NR	±17	NR		
<b>E1 – E4</b>	3	±2	NR	NR	NR	NR	NR		NR		
<b>E5 – E9</b>	2	±1	NR	NR	NR	NR	NR		NR		
<b>Officers</b>	1	±2	NR	NR	NR	NR	NR		NR		
<b>O1 – O3</b>	0	±1	NR	NR	NR	NR	NR		NR		
<b>O4 – O6</b>	3	±3	NR	NR	NR	NR	NR		NR		

Note. Percent responding are Service members who answered the question, who experienced unprofessional, gender-related behavior (Q35), and who reported the situation (Q47).

NR: Not reportable

**48. Did you discuss/report the situation with/to any of the following installation/Service/DoD individuals or organizations?**  
**c. Special military office responsible for handling these kinds of complaints (e.g., Military Equal Opportunity or Civil Rights Office)**

1. Yes, and it made things better      2. Yes, but it made no difference      3. Yes, and it made things worse  
4. Yes, but it is too soon to tell if it will make things better or worse      5. No, I did not discuss/report it to this person/office












	Percent Responding		Percentages					Max ME	Percentage Reporting Yes		
			1	2	3	4	5				
<b>TOTAL DOD</b>	3	±1	16	14	8	3	59	±7	41.0	±7.0	
Female	8	±1	16	18	5	3	58	±6	42.0	±6.0	
Male	2	±1	17	12	9	2	60	±10	40.0	±10.0	
<b>TOTAL COAST GUARD</b>	3	±1	9	11	6	3	70	±12	30.0	±12.0	
Enlisted	3	±1	11	11	7	3	68	±13	32.0	±13.0	
E1 – E4	4	±2	NR	NR	NR	NR	NR		NR		
E1 – E3	4	±4	NR	NR	NR	NR	NR		NR		
E4	4	±2	NR	NR	NR	NR	NR		NR		
E5 – E9	3	±1	16	13	11	6	NR	±16	NR		
E5 – E6	3	±2	NR	NR	NR	NR	NR		NR		
E7 – E9	2	±2	NR	NR	NR	NR	NR		NR		
Officers	2	±2	NR	11	NR	3	86	±17	14.0	±17.0	
O1 – O3	1	±2	NR	NR	NR	NR	NR		NR		
O4 – O6	3	±3	NR	NR	NR	2	NR	±6	NR		
Non-Hispanic White	3	±1	6	13	5	3	72	±14	28.0	±14.0	
Total Minority	3	±2	NR	4	NR	3	NR	±10	NR		
Non-Hispanic Black	3	±4	NR	2	NR	NR	NR	±9	NR		
Hispanic	3	±3	NR	NR	NR	NR	NR		NR		
<b>COAST GUARD FEMALES</b>	8	±3	NR	NR	5	1	NR	±13	NR		
Enlisted	8	±4	NR	NR	NR	NR	NR		NR		
E1 – E4	9	±6	NR	NR	NR	NR	NR		NR		
E5 – E9	7	±4	NR	NR	NR	NR	NR		NR		
Officers	5	±5	NR	NR	NR	7	NR	±13	NR		
O1 – O3	5	±7	NR	NR	NR	NR	NR		NR		
O4 – O6	7	±4	NR	25	NR	11	64	±15	36.0	±15.0	
<b>COAST GUARD MALES</b>	2	±1	9	7	6	4	74	±15	26.0	±15.0	
Enlisted	2	±1	10	NR	7	5	71	±17	29.0	±17.0	
E1 – E4	3	±2	NR	NR	NR	NR	NR		NR		
E5 – E9	2	±1	NR	NR	NR	NR	NR		NR		
Officers	1	±2	NR	NR	NR	NR	NR		NR		
O1 – O3	0	±1	NR	NR	NR	NR	NR		NR		
O4 – O6	3	±3	NR	NR	NR	NR	NR		NR		

Note. Percent responding are Service members who answered the question, who experienced unprofessional, gender-related behavior (Q35), and who reported the situation (Q47).

NR: Not reportable

**48. Did you discuss/report the situation with/to any of the following installation/Service/DoD individuals or organizations?****d. Other person or office with responsibility for follow-up**

1. Yes, and it made things better      2. Yes, but it made no difference      3. Yes, and it made things worse  
 4. Yes, but it is too soon to tell if it will make things better or worse      5. No, I did not discuss/report it to this person/office

	Percent Responding		Percentages					Max ME	Percentage Reporting Yes		
			1	2	3	4	5				
<b>TOTAL DOD</b>	3	±1	15	16	6	5	58	±7	42.0	±7.0	
<b>Female</b>	8	±1	16	18	4	5	57	±6	43.0	±6.0	
<b>Male</b>	2	±1	15	15	7	5	58	±10	42.0	±10.0	
<b>TOTAL COAST GUARD</b>	3	±1	6	17	5	1	71	±12	29.0	±12.0	
<b>Enlisted</b>	3	±1	7	18	6	NR	69	±13	31.0	±13.0	
<b>E1 – E4</b>	4	±2	NR	NR	NR	NR	NR		NR		
E1 – E3	4	±4	NR	NR	NR	NR	NR		NR		
E4	4	±2	NR	NR	NR	NR	NR		NR		
<b>E5 – E9</b>	3	±1	9	23	9	NR	59	±17	41.0	±16.0	
E5 – E6	3	±2	10	NR	4	NR	NR	±15	NR		
E7 – E9	2	±2	NR	NR	NR	NR	NR		NR		
<b>Officers</b>	2	±2	1	NR	NR	5	86	±17	14.0	±17.0	
<b>O1 – O3</b>	1	±2	NR	NR	NR	NR	NR		NR		
<b>O4 – O6</b>	3	±3	NR	NR	NR	2	NR	±5	NR		
<b>Non-Hispanic White</b>	3	±1	3	19	6	0	71	±14	29.0	±14.0	
<b>Total Minority</b>	3	±2	NR	NR	NR	1	NR	±2	NR		
Non-Hispanic Black	3	±4	NR	NR	NR	NR	NR		NR		
Hispanic	3	±3	NR	NR	NR	1	NR	±3	NR		
<b>COAST GUARD FEMALES</b>	8	±3	NR	NR	8	2	NR	±14	NR		
<b>Enlisted</b>	8	±4	NR	NR	NR	NR	NR		NR		
<b>E1 – E4</b>	9	±6	NR	NR	NR	NR	NR		NR		
<b>E5 – E9</b>	7	±4	NR	NR	NR	NR	NR		NR		
<b>Officers</b>	5	±5	3	9	NR	NR	NR	±14	NR		
<b>O1 – O3</b>	5	±7	NR	NR	NR	NR	NR		NR		
<b>O4 – O6</b>	7	±4	NR	25	NR	9	65	±15	35.0	±15.0	
<b>COAST GUARD MALES</b>	2	±1	4	13	4	NR	78	±14	22.0	±14.0	
<b>Enlisted</b>	2	±1	5	14	4	NR	77	±16	23.0	±16.0	
<b>E1 – E4</b>	3	±2	NR	NR	NR	NR	NR		NR		
<b>E5 – E9</b>	2	±1	NR	NR	8	NR	NR	±14	NR		
<b>Officers</b>	1	±2	NR	NR	NR	NR	NR		NR		
<b>O1 – O3</b>	0	±1	NR	NR	NR	NR	NR		NR		
<b>O4 – O6</b>	3	±3	NR	NR	NR	NR	NR		NR		

Note. Percent responding are Service members who answered the question, who experienced unprofessional, gender-related behavior (Q35), and who reported the situation (Q47).

NR: Not reportable










**49. What actions were taken in response to your discussing/reporting the situation?**

**a. Person(s) who bothered you was/were talked to about the behavior.**

1. Yes

2. No

3. Don't know

	Percent Responding		Percentages			Max ME	Percentage Reporting Yes
			1	2	3		
<b>TOTAL DOD</b>	3	±1	54	16	30	±7	
Female	8	±1	62	13	25	±6	
Male	2	±1	49	17	34	±10	
<b>TOTAL COAST GUARD</b>	3	±1	50	22	28	±14	
Enlisted	3	±1	48	22	30	±15	
E1 – E4	4	±2	NR	NR	NR		
E1 – E3	4	±4	NR	NR	NR		
E4	4	±2	NR	NR	NR		
E5 – E9	3	±1	NR	22	25	±17	
E5 – E6	3	±2	NR	NR	NR		
E7 – E9	2	±2	NR	NR	NR		
Officers	2	±2	NR	NR	NR		
O1 – O3	1	±2	NR	NR	NR		
O4 – O6	3	±3	NR	3	NR	±6	
Non-Hispanic White	3	±1	52	22	26	±16	
Total Minority	3	±2	NR	NR	NR		
Non-Hispanic Black	4	±5	NR	NR	NR		
Hispanic	3	±3	NR	NR	NR		
<b>COAST GUARD FEMALES</b>	8	±3	NR	19	NR	±18	
Enlisted	8	±4	NR	12	NR	±14	
E1 – E4	9	±6	NR	NR	NR		
E5 – E9	8	±4	NR	NR	NR		
Officers	5	±5	NR	NR	NR		
O1 – O3	5	±7	NR	NR	NR		
O4 – O6	7	±4	44	15	41	±15	
<b>COAST GUARD MALES</b>	2	±1	42	NR	33	±17	
Enlisted	2	±1	37	NR	36	±18	
E1 – E4	3	±2	NR	NR	NR		
E5 – E9	2	±1	NR	NR	NR		
Officers	1	±2	NR	NR	NR		
O1 – O3	0	±1	NR	NR	NR		
O4 – O6	3	±3	NR	NR	NR		

Note. Percent responding are Service members who answered the question, who experienced unprofessional, gender-related behavior (Q35), and who reported the situation (Q47).

NR: Not reportable

















**49. What actions were taken in response to your discussing/reporting the situation?****b. Your complaint was/is being investigated.**

1. Yes

2. No

3. Don't know

	Percent Responding		Percentages			Max ME	Percentage Reporting Yes
			1	2	3		
<b>TOTAL DOD</b>	3	±1	32	43	25	±7	
Female	8	±1	33	46	21	±6	
Male	2	±1	31	42	27	±11	
<b>TOTAL COAST GUARD</b>	3	±1	23	59	18	±13	
Enlisted	3	±1	25	59	16	±14	
E1 – E4	4	±2	NR	NR	NR		
E1 – E3	4	±4	NR	NR	NR		
E4	4	±2	NR	NR	NR		
E5 – E9	3	±1	30	61	10	±16	
E5 – E6	3	±2	28	68	NR	±18	
E7 – E9	2	±2	NR	NR	NR		
Officers	2	±2	4	NR	NR	±6	
O1 – O3	1	±2	NR	NR	NR		
O4 – O6	3	±3	3	NR	NR	±7	
Non-Hispanic White	3	±1	22	64	13	±15	
Total Minority	3	±2	NR	NR	NR		
Non-Hispanic Black	4	±5	NR	NR	NR		
Hispanic	3	±3	NR	NR	NR		
<b>COAST GUARD FEMALES</b>	8	±3	NR	NR	NR		
Enlisted	8	±4	NR	NR	NR		
E1 – E4	9	±6	NR	NR	NR		
E5 – E9	8	±4	NR	NR	NR		
Officers	5	±5	11	NR	NR	±16	
O1 – O3	5	±7	NR	NR	NR		
O4 – O6	7	±4	17	46	37	±16	
<b>COAST GUARD MALES</b>	2	±1	19	57	23	±16	
Enlisted	2	±1	22	NR	20	±17	
E1 – E4	3	±2	NR	NR	NR		
E5 – E9	2	±1	NR	NR	NR		
Officers	1	±2	NR	NR	NR		
O1 – O3	0	±1	NR	NR	NR		
O4 – O6	3	±3	NR	NR	NR		

Note. Percent responding are Service members who answered the question, who experienced unprofessional, gender-related behavior (Q35), and who reported the situation (Q47).

NR: Not reportable

**49. What actions were taken in response to your discussing/reporting the situation?**

**c. The situation was resolved informally.**

1. Yes

2. No

3. Don't know

	Percent Responding		Percentages			Max ME	Percentage Reporting Yes
			1	2	3		
<b>TOTAL DOD</b>	3	±1	44	32	24	±7	
Female	8	±1	46	33	21	±6	
Male	2	±1	43	32	26	±10	
<b>TOTAL COAST GUARD</b>	3	±1	34	45	21	±13	
Enlisted	3	±1	33	46	20	±14	
E1 – E4	4	±2	NR	NR	NR		
E1 – E3	4	±4	NR	NR	NR		
E4	4	±2	NR	NR	NR		
E5 – E9	3	±1	38	NR	14	±16	
E5 – E6	3	±2	NR	NR	NR		
E7 – E9	2	±2	NR	NR	NR		
Officers	2	±2	NR	NR	NR		
O1 – O3	1	±2	NR	NR	NR		
O4 – O6	3	±3	NR	NR	NR		
Non-Hispanic White	3	±1	38	41	21	±15	
Total Minority	3	±2	NR	NR	NR		
Non-Hispanic Black	4	±5	NR	NR	NR		
Hispanic	3	±3	NR	NR	NR		
<b>COAST GUARD FEMALES</b>	7	±3	NR	NR	8	±12	
Enlisted	8	±4	NR	NR	8	±14	
E1 – E4	8	±6	NR	NR	NR		
E5 – E9	7	±4	NR	NR	NR		
Officers	5	±5	NR	NR	9	±14	
O1 – O3	5	±7	NR	NR	NR		
O4 – O6	7	±4	24	50	26	±15	
<b>COAST GUARD MALES</b>	2	±1	29	NR	27	±17	
Enlisted	2	±1	26	NR	26	±18	
E1 – E4	3	±2	NR	NR	NR		
E5 – E9	2	±1	NR	NR	NR		
Officers	1	±2	NR	NR	NR		
O1 – O3	0	±1	NR	NR	NR		
O4 – O6	3	±3	NR	NR	NR		

Note. Percent responding are Service members who answered the question, who experienced unprofessional, gender-related behavior (Q35), and who reported the situation (Q47).

NR: Not reportable

**49. What actions were taken in response to your discussing/reporting the situation?****d. You were encouraged to drop the complaint.**

1. Yes

2. No

3. Don't know

	Percent Responding		Percentages			Max ME	Percentage Reporting Yes
			1	2	3		
<b>TOTAL DOD</b>	3	±1	25	62	13	±7	
Female	8	±1	23	67	10	±6	
Male	2	±1	27	58	15	±10	
<b>TOTAL COAST GUARD</b>	3	±1	17	73	10	±12	
Enlisted	3	±1	16	76	8	±13	
E1 – E4	4	±2	NR	NR	NR		
E1 – E3	4	±4	NR	NR	NR		
E4	4	±2	NR	NR	NR		
E5 – E9	3	±1	20	78	NR	±16	
E5 – E6	3	±2	NR	NR	NR		
E7 – E9	2	±2	NR	NR	NR		
Officers	2	±2	NR	NR	NR		
O1 – O3	1	±2	NR	NR	NR		
O4 – O6	3	±3	NR	NR	NR		
Non-Hispanic White	3	±1	20	73	7	±14	
Total Minority	3	±2	NR	NR	NR		
Non-Hispanic Black	3	±4	NR	NR	NR		
Hispanic	3	±3	NR	NR	NR		
<b>COAST GUARD FEMALES</b>	8	±3	NR	NR	NR		
Enlisted	8	±4	NR	NR	NR		
E1 – E4	9	±6	NR	NR	NR		
E5 – E9	7	±4	NR	NR	NR		
Officers	5	±5	NR	NR	3	±9	
O1 – O3	5	±7	NR	NR	NR		
O4 – O6	7	±4	25	67	8	±15	
<b>COAST GUARD MALES</b>	2	±1	15	71	13	±16	
Enlisted	2	±1	16	74	NR	±17	
E1 – E4	3	±2	NR	NR	NR		
E5 – E9	2	±1	NR	NR	NR		
Officers	1	±2	NR	NR	NR		
O1 – O3	0	±1	NR	NR	NR		
O4 – O6	3	±3	NR	NR	NR		

Note. Percent responding are Service members who answered the question, who experienced unprofessional, gender-related behavior (Q35), and who reported the situation (Q47).

NR: Not reportable











**49. What actions were taken in response to your discussing/reporting the situation?**

**e. Your complaint was discounted or not taken seriously.**

1. Yes

2. No

3. Don't know

	Percent Responding		Percentages			Max ME	Percentage Reporting Yes
			1	2	3		
<b>TOTAL DOD</b>	3	±1	35	44	21	±7	
Female	8	±1	36	49	15	±6	
Male	2	±1	34	41	25	±10	
<b>TOTAL COAST GUARD</b>	3	±1	25	54	20	±13	
Enlisted	3	±1	27	53	20	±14	
E1 – E4	4	±2	NR	NR	NR		
E1 – E3	4	±4	NR	NR	NR		
E4	4	±2	NR	NR	NR		
E5 – E9	3	±1	41	NR	10	±17	
E5 – E6	3	±1	NR	NR	11	±15	
E7 – E9	2	±2	NR	NR	NR		
Officers	2	±2	NR	NR	NR		
O1 – O3	1	±2	NR	NR	NR		
O4 – O6	3	±3	NR	NR	NR		
Non-Hispanic White	3	±1	30	51	20	±15	
Total Minority	3	±2	NR	NR	NR		
Non-Hispanic Black	3	±4	NR	NR	NR		
Hispanic	3	±3	NR	NR	NR		
<b>COAST GUARD FEMALES</b>	8	±3	NR	NR	10	±13	
Enlisted	8	±4	NR	NR	10	±15	
E1 – E4	9	±6	NR	NR	NR		
E5 – E9	7	±4	NR	NR	NR		
Officers	5	±5	NR	NR	9	±14	
O1 – O3	5	±7	NR	NR	NR		
O4 – O6	7	±4	25	49	26	±15	
<b>COAST GUARD MALES</b>	2	±1	23	NR	26	±18	
Enlisted	2	±1	24	NR	NR	±16	
E1 – E4	3	±2	NR	NR	NR		
E5 – E9	2	±1	NR	NR	NR		
Officers	1	±2	NR	NR	NR		
O1 – O3	0	±1	NR	NR	NR		
O4 – O6	3	±3	NR	NR	NR		

Note. Percent responding are Service members who answered the question, who experienced unprofessional, gender-related behavior (Q35), and who reported the situation (Q47).

NR: Not reportable

**49. What actions were taken in response to your discussing/reporting the situation?****f. The rules on harassment were explained to everyone in the unit/office/place where the problem had occurred.**

1. Yes

2. No

3. Don't know

	Percent Responding		Percentages			Max ME	Percentage Reporting Yes
			1	2	3		
<b>TOTAL DOD</b>	3	±1	51	33	16	±7	
Female	8	±1	51	36	14	±6	
Male	2	±1	51	31	18	±10	
<b>TOTAL COAST GUARD</b>	3	±1	55	27	18	±13	
Enlisted	3	±1	55	25	19	±14	
E1 – E4	4	±2	NR	NR	NR		
E1 – E3	4	±4	NR	NR	NR		
E4	4	±2	NR	NR	NR		
E5 – E9	3	±1	45	41	14	±16	
E5 – E6	3	±2	NR	NR	NR		
E7 – E9	2	±2	NR	NR	NR		
Officers	1	±1	NR	NR	5	±7	
O1 – O3	1	±2	NR	NR	NR		
O4 – O6	2	±2	NR	NR	7	±11	
Non-Hispanic White	3	±1	51	32	17	±15	
Total Minority	3	±2	NR	11	NR	±16	
Non-Hispanic Black	3	±4	NR	NR	NR		
Hispanic	3	±3	NR	NR	NR		
<b>COAST GUARD FEMALES</b>	8	±3	NR	NR	NR		
Enlisted	8	±4	NR	NR	NR		
E1 – E4	9	±6	NR	NR	NR		
E5 – E9	7	±4	NR	NR	NR		
Officers	5	±5	NR	NR	11	±16	
O1 – O3	5	±7	NR	NR	NR		
O4 – O6	7	±4	36	40	24	±15	
<b>COAST GUARD MALES</b>	2	±1	58	21	21	±17	
Enlisted	2	±1	NR	21	23	±18	
E1 – E4	3	±2	NR	NR	NR		
E5 – E9	2	±1	NR	NR	NR		
Officers	1	±1	NR	NR	NR		
O1 – O3	0	±1	NR	NR	NR		
O4 – O6	2	±3	NR	NR	NR		

Note. Percent responding are Service members who answered the question, who experienced unprofessional, gender-related behavior (Q35), and who reported the situation (Q47).

NR: Not reportable











**49. What actions were taken in response to your discussing/reporting the situation?**

**g. The situation was/is being corrected.**

1. Yes

2. No

3. Don't know

	Percent Responding		Percentages			Max ME	Percentage Reporting Yes
			1	2	3		
<b>TOTAL DOD</b>	3	±1	43	32	25	±7	
Female	8	±1	44	35	21	±6	
Male	2	±1	42	30	28	±10	
<b>TOTAL COAST GUARD</b>	3	±1	35	36	29	±13	
Enlisted	3	±1	35	36	29	±14	
E1 – E4	4	±2	NR	NR	NR		
E1 – E3	4	±4	NR	NR	NR		
E4	4	±2	NR	NR	NR		
E5 – E9	3	±1	34	42	24	±17	
E5 – E6	3	±2	NR	NR	20	±17	
E7 – E9	2	±2	NR	NR	NR		
Officers	2	±2	NR	NR	NR		
O1 – O3	1	±2	NR	NR	NR		
O4 – O6	3	±3	NR	NR	NR		
Non-Hispanic White	3	±1	38	36	27	±15	
Total Minority	3	±2	NR	NR	NR		
Non-Hispanic Black	3	±4	NR	NR	NR		
Hispanic	3	±3	NR	NR	NR		
<b>COAST GUARD FEMALES</b>	8	±3	NR	NR	NR		
Enlisted	8	±4	NR	NR	NR		
E1 – E4	9	±6	NR	NR	NR		
E5 – E9	7	±4	NR	NR	NR		
Officers	5	±5	NR	NR	11	±16	
O1 – O3	5	±7	NR	NR	NR		
O4 – O6	7	±4	27	50	23	±15	
<b>COAST GUARD MALES</b>	2	±1	36	35	29	±17	
Enlisted	2	±1	34	NR	28	±18	
E1 – E4	3	±2	NR	NR	NR		
E5 – E9	2	±1	NR	NR	NR		
Officers	1	±2	NR	NR	NR		
O1 – O3	0	±1	NR	NR	NR		
O4 – O6	3	±3	NR	NR	NR		

Note. Percent responding are Service members who answered the question, who experienced unprofessional, gender-related behavior (Q35), and who reported the situation (Q47).

NR: Not reportable

**49. What actions were taken in response to your discussing/reporting the situation?****h. Some action was/is being taken against the person(s) who bothered you.**

1. Yes

2. No

3. Don't know

	Percent Responding		Percentages			Max ME	Percentage Reporting Yes
			1	2	3		
<b>TOTAL DOD</b>	3	±1	31	45	24	±7	
Female	8	±1	31	49	21	±6	
Male	2	±1	32	43	26	±11	
<b>TOTAL COAST GUARD</b>	3	±1	17	51	31	±13	
Enlisted	3	±1	15	53	32	±14	
E1 – E4	4	±2	NR	NR	NR		
E1 – E3	4	±4	NR	NR	NR		
E4	4	±2	NR	NR	NR		
E5 – E9	3	±1	16	59	25	±16	
E5 – E6	3	±2	16	NR	22	±17	
E7 – E9	2	±2	NR	NR	NR		
Officers	2	±2	NR	NR	NR		
O1 – O3	1	±2	NR	NR	NR		
O4 – O6	3	±3	NR	NR	NR		
Non-Hispanic White	3	±1	20	53	27	±15	
Total Minority	3	±2	NR	NR	NR		
Non-Hispanic Black	3	±4	NR	NR	NR		
Hispanic	3	±3	NR	NR	NR		
<b>COAST GUARD FEMALES</b>	8	±3	NR	NR	NR		
Enlisted	8	±4	NR	NR	NR		
E1 – E4	9	±6	NR	NR	NR		
E5 – E9	7	±4	NR	NR	NR		
Officers	5	±5	NR	NR	11	±16	
O1 – O3	5	±7	NR	NR	NR		
O4 – O6	7	±4	19	57	24	±15	
<b>COAST GUARD MALES</b>	2	±1	12	NR	36	±17	
Enlisted	2	±1	8	NR	35	±18	
E1 – E4	3	±2	NR	NR	NR		
E5 – E9	2	±1	NR	NR	NR		
Officers	1	±2	NR	NR	NR		
O1 – O3	0	±1	NR	NR	NR		
O4 – O6	3	±3	NR	NR	NR		

Note. Percent responding are Service members who answered the question, who experienced unprofessional, gender-related behavior (Q35), and who reported the situation (Q47).

NR: Not reportable

**49. What actions were taken in response to your discussing/reporting the situation?**

**i. Some action was/is being taken against you.**

1. Yes

2. No

3. Don't know

	Percent Responding		Percentages			Max ME	Percentage Reporting Yes
			1	2	3		
<b>TOTAL DOD</b>	3	±1	20	65	15	±7	
Female	8	±1	14	75	11	±5	
Male	2	±1	24	58	18	±10	
<b>TOTAL COAST GUARD</b>	3	±1	16	65	19	±13	
Enlisted	3	±1	17	64	19	±14	
E1 – E4	4	±2	NR	NR	NR		
E1 – E3	4	±4	NR	NR	NR		
E4	4	±2	NR	NR	NR		
E5 – E9	3	±1	26	64	10	±16	
E5 – E6	3	±2	NR	NR	8	±15	
E7 – E9	2	±2	NR	NR	NR		
Officers	2	±2	NR	NR	NR		
O1 – O3	1	±2	NR	NR	NR		
O4 – O6	3	±3	NR	NR	NR		
Non-Hispanic White	3	±1	19	65	16	±14	
Total Minority	3	±2	8	NR	NR	±15	
Non-Hispanic Black	3	±4	NR	NR	NR		
Hispanic	3	±3	NR	NR	NR		
<b>COAST GUARD FEMALES</b>	8	±3	22	74	4	±18	
Enlisted	8	±4	NR	NR	NR		
E1 – E4	9	±6	NR	NR	NR		
E5 – E9	7	±4	NR	NR	NR		
Officers	5	±5	7	90	3	±15	
O1 – O3	5	±7	NR	NR	NR		
O4 – O6	7	±4	NR	92	8	±15	
<b>COAST GUARD MALES</b>	2	±1	13	61	26	±17	
Enlisted	2	±1	14	NR	25	±17	
E1 – E4	3	±2	NR	NR	NR		
E5 – E9	2	±1	NR	NR	NR		
Officers	1	±2	NR	NR	NR		
O1 – O3	0	±1	NR	NR	NR		
O4 – O6	3	±3	NR	NR	NR		

Note. Percent responding are Service members who answered the question, who experienced unprofessional, gender-related behavior (Q35), and who reported the situation (Q47).

NR: Not reportable



**50. Did you formally report the situation?**

1. Yes, I formally reported the situation

2. No, I did not formally report the situation

3. No, I did not report the situation to anyone

	Percent Responding		Percentages			Max ME	Percentage Reporting Yes
			1	2	3		
<b>TOTAL DOD</b>	33	±1	6	3	91	±2	
Female	58	±2	8	5	87	±2	
Male	29	±2	5	2	93	±2	
<b>TOTAL COAST GUARD</b>	34	±3	6	2	92	±3	
Enlisted	34	±3	7	2	91	±3	
E1 – E4	35	±5	8	2	89	±6	
E1 – E3	33	±12	11	NR	88	±16	
E4	35	±5	7	3	90	±7	
E5 – E9	33	±3	6	2	92	±3	
E5 – E6	34	±3	7	2	91	±4	
E7 – E9	31	±5	4	3	93	±6	
Officers	34	±5	5	0	95	±5	
O1 – O3	42	±8	3	0	97	±6	
O4 – O6	29	±7	10	1	88	±13	
Non-Hispanic White	34	±3	6	2	92	±3	
Total Minority	33	±5	7	2	90	±6	
Non-Hispanic Black	48	±10	NR	2	93	±14	
Hispanic	27	±8	11	NR	87	±11	
<b>COAST GUARD FEMALES</b>	66	±6	9	3	88	±5	
Enlisted	66	±7	9	4	87	±6	
E1 – E4	74	±10	9	3	88	±11	
E5 – E9	61	±8	9	4	87	±7	
Officers	62	±13	8	1	91	±11	
O1 – O3	76	±13	NR	0	NR	±1	
O4 – O6	40	±15	14	3	82	±6	
<b>COAST GUARD MALES</b>	30	±3	6	1	93	±3	
Enlisted	29	±3	6	2	92	±4	
E1 – E4	29	±6	8	2	90	±8	
E5 – E9	30	±3	5	2	93	±4	
Officers	30	±5	4	0	96	±6	
O1 – O3	34	±8	1	NR	99	±4	
O4 – O6	28	±7	10	1	89	±16	

Note. Percent responding are Service members who answered the question and who experienced unprofessional, gender-related behavior (Q35).

NR: Not reportable

## 51. Was your complaint found to be true?

1. Yes

2. No

3. They were unable to determine whether your complaint was true or not

	Percent Responding		Percentages			Max ME	Percentage Reporting Yes
			1	2	3		
<b>TOTAL DOD</b>	1	±1	67	7	26	±12	
Female	3	±1	73	3	23	±12	
Male	1	±1	NR	NR	27	±17	
<b>TOTAL COAST GUARD</b>	0	±1	NR	NR	NR		
Enlisted	1	±1	NR	NR	NR		
E1 – E4	1	±1	NR	NR	NR		
E1 – E3	1	±2	NR	NR	NR		
E4	1	±1	NR	NR	NR		
E5 – E9	1	±1	NR	NR	NR		
E5 – E6	1	±1	NR	NR	NR		
E7 – E9	1	±1	NR	NR	NR		
Officers	0	±1	NR	NR	NR		
O1 – O3	0	±1	NR	NR	NR		
O4 – O6	0	±1	NR	NR	NR		
Non-Hispanic White	0	±1	NR	NR	NR		
Total Minority	1	±1	NR	NR	NR		
Non-Hispanic Black	1	±2	NR	NR	NR		
Hispanic	0	±1	NR	NR	NR		
<b>COAST GUARD FEMALES</b>	2	±2	NR	NR	NR		
Enlisted	2	±2	NR	NR	NR		
E1 – E4	2	±4	NR	NR	NR		
E5 – E9	2	±2	NR	NR	NR		
Officers	0	±1	NR	NR	NR		
O1 – O3	0	±1	NR	NR	NR		
O4 – O6	1	±1	NR	NR	NR		
<b>COAST GUARD MALES</b>	0	±1	NR	NR	NR		
Enlisted	0	±1	NR	NR	NR		
E1 – E4	0	±1	NR	NR	NR		
E5 – E9	0	±1	NR	NR	NR		
Officers	NA		NA	NA	NA		
O1 – O3	NA		NA	NA	NA		
O4 – O6	NA		NA	NA	NA		

Note. Percent responding are Service members who answered the question, who experienced unprofessional, gender-related behavior (Q35), and who formally reported the situation (Q47/Q50). Respondents who marked "Does not apply, the action is still being processed" are tabulated separately.

NR: Not reportable

NA: Not applicable

**51. Is the action still being processed? Constructed from Q51.**

	Percent Responding		Percentages	Max ME	Percentage Reporting Yes
			Yes		
<b>TOTAL DOD</b>	1	±1	10	±5	
Female	3	±1	17	±8	
Male	1	±1	3	±4	
<b>TOTAL COAST GUARD</b>	1	±1	NR		
Enlisted	1	±1	NR		
E1 – E4	1	±1	NR		
E1 – E3	1	±2	NR		
E4	1	±2	NR		
E5 – E9	1	±1	NR		
E5 – E6	1	±1	NR		
E7 – E9	1	±1	NR		
Officers	0	±1	NR		
O1 – O3	0	±1	NR		
O4 – O6	0	±1	NR		
Non-Hispanic White	1	±1	NR		
Total Minority	1	±1	NR		
Non-Hispanic Black	1	±2	NR		
Hispanic	0	±1	NR		
<b>COAST GUARD FEMALES</b>	2	±2	2	±6	
Enlisted	2	±2	NR		
E1 – E4	2	±4	NR		
E5 – E9	2	±2	NR		
Officers	1	±1	NR		
O1 – O3	0	±1	NR		
O4 – O6	1	±2	NR		
<b>COAST GUARD MALES</b>	0	±1	NR		
Enlisted	1	±1	NR		
E1 – E4	1	±1	NR		
E5 – E9	0	±1	NR		
Officers	0	±1	NR		
O1 – O3	NA		NA		
O4 – O6	0	±1	NR		

Note. Percent responding are Service members who answered the question, who experienced unprofessional, gender-related behavior (Q35), and who formally reported the situation (Q47/Q50). Respondents who marked "Does not apply, the action is still being processed" to Q51 are included in the "Yes" category.

NR: Not reportable

NA: Not applicable

## 52. How satisfied were/are you with the outcome of your complaint?

1. Very dissatisfied  
4. Satisfied

2. Dissatisfied  
5. Very satisfied

3. Neither satisfied nor dissatisfied

	Percent Responding		Percentages					Max ME	Average Satisfaction		
			1	2	3	4	5				
<b>TOTAL DOD</b>	1	±1	31	16	18	19	16	±13	2.7	±0.4	
Female	3	±1	38	12	16	21	12	±13	2.6	±0.4	
Male	1	±1	25	NR	NR	18	NR	±18	2.8	±0.5	
<b>TOTAL COAST GUARD</b>	0	±1	NR	NR	NR	NR	NR		NR		
Enlisted	1	±1	NR	NR	NR	NR	NR		NR		
E1 – E4	1	±1	NR	NR	NR	NR	NR		NR		
E1 – E3	1	±2	NR	NR	NR	NR	NR		NR		
E4	1	±1	NR	NR	NR	NR	NR		NR		
E5 – E9	1	±1	NR	NR	NR	NR	NR		NR		
E5 – E6	1	±1	NR	NR	NR	NR	NR		NR		
E7 – E9	1	±1	NR	NR	NR	NR	NR		NR		
Officers	0	±1	NR	NR	NR	NR	NR		NR		
O1 – O3	0	±1	NR	NR	NR	NR	NR		NR		
O4 – O6	0	±1	NR	NR	NR	NR	NR		NR		
Non-Hispanic White	0	±1	NR	NR	NR	NR	NR		NR		
Total Minority	1	±1	NR	NR	NR	NR	NR		NR		
Non-Hispanic Black	1	±2	NR	NR	NR	NR	NR		NR		
Hispanic	0	±1	NR	NR	NR	NR	NR		NR		
<b>COAST GUARD FEMALES</b>	2	±2	NR	NR	NR	NR	NR		NR		
Enlisted	2	±2	NR	NR	NR	NR	NR		NR		
E1 – E4	2	±4	NR	NR	NR	NR	NR		NR		
E5 – E9	2	±2	NR	NR	NR	NR	NR		NR		
Officers	0	±1	NR	NR	NR	NR	NR		NR		
O1 – O3	0	±1	NR	NR	NR	NR	NR		NR		
O4 – O6	1	±1	NR	NR	NR	NR	NR		NR		
<b>COAST GUARD MALES</b>	0	±1	NR	NR	NR	NR	NR		NR		
Enlisted	0	±1	NR	NR	NR	NR	NR		NR		
E1 – E4	0	±1	NR	NR	NR	NR	NR		NR		
E5 – E9	0	±1	NR	NR	NR	NR	NR		NR		
Officers	NA		NA	NA	NA	NA	NA		NA		
O1 – O3	NA		NA	NA	NA	NA	NA		NA		
O4 – O6	NA		NA	NA	NA	NA	NA		NA		

Note. Percent responding are Service members who answered the question, who experienced unprofessional, gender-related behavior (Q35), who formally reported the situation (Q47/Q50), and who had completed the complaint process (Q51).

NR: Not reportable

NA: Not applicable

**53. How satisfied were/are you with the following aspects of the reporting process?****a. Availability of information about how to file a complaint**

1. Very dissatisfied  
4. Satisfied

2. Dissatisfied  
5. Very satisfied

3. Neither satisfied nor dissatisfied

	Percent Responding		Percentages					Max ME	Average Satisfaction		
			1	2	3	4	5				
<b>TOTAL DOD</b>	1	±1	10	13	27	22	27	±12	3.4	±0.3	
Female	3	±1	13	14	21	25	26	±13	3.4	±0.4	
Male	1	±1	7	12	NR	20	NR	±16	3.5	±0.5	
<b>TOTAL COAST GUARD</b>	1	±1	NR	NR	NR	NR	NR		NR		
Enlisted	1	±1	NR	NR	NR	NR	NR		NR		
E1 – E4	1	±1	NR	NR	NR	NR	NR		NR		
E1 – E3	1	±2	NR	NR	NR	NR	NR		NR		
E4	1	±2	NR	NR	NR	NR	NR		NR		
E5 – E9	1	±1	NR	NR	NR	NR	NR		NR		
E5 – E6	1	±1	NR	NR	NR	NR	NR		NR		
E7 – E9	1	±1	NR	NR	NR	NR	NR		NR		
Officers	0	±1	NR	NR	NR	NR	NR		NR		
O1 – O3	0	±1	NR	NR	NR	NR	NR		NR		
O4 – O6	0	±1	NR	NR	NR	NR	NR		NR		
Non-Hispanic White	1	±1	NR	NR	NR	NR	NR		NR		
Total Minority	1	±1	NR	NR	NR	NR	NR		NR		
Non-Hispanic Black	1	±1	NR	NR	NR	NR	NR		NR		
Hispanic	0	±1	NR	NR	NR	NR	NR		NR		
<b>COAST GUARD FEMALES</b>	2	±2	NR	NR	NR	NR	NR		NR		
Enlisted	2	±2	NR	NR	NR	NR	NR		NR		
E1 – E4	2	±4	NR	NR	NR	NR	NR		NR		
E5 – E9	2	±2	NR	NR	NR	NR	NR		NR		
Officers	1	±1	NR	NR	NR	NR	NR		NR		
O1 – O3	0	±1	NR	NR	NR	NR	NR		NR		
O4 – O6	1	±2	NR	NR	NR	NR	NR		NR		
<b>COAST GUARD MALES</b>	0	±1	NR	NR	NR	NR	NR		NR		
Enlisted	1	±1	NR	NR	NR	NR	NR		NR		
E1 – E4	1	±1	NR	NR	NR	NR	NR		NR		
E5 – E9	0	±1	NR	NR	NR	NR	NR		NR		
Officers	0	±1	NR	NR	NR	NR	NR		NR		
O1 – O3	NA		NA	NA	NA	NA	NA		NA		
O4 – O6	0	±1	NR	NR	NR	NR	NR		NR		

Note. Percent responding are Service members who answered the question, who experienced unprofessional, gender-related behavior (Q35), and who formally reported the situation (Q47/Q50).

NR: Not reportable

NA: Not applicable

**53. How satisfied were/are you with the following aspects of the reporting process?**

**b. Treatment by personnel handling your complaint**

1. Very dissatisfied  
4. Satisfied

2. Dissatisfied  
5. Very satisfied

3. Neither satisfied nor dissatisfied

	Percent Responding		Percentages					Max ME	Average Satisfaction		
			1	2	3	4	5				
<b>TOTAL DOD</b>	1	±1	14	20	28	17	22	±12	3.1	±0.3	
Female	3	±1	18	21	18	22	20	±12	3.0	±0.3	
Male	1	±1	10	18	NR	12	NR	±15	3.2	±0.5	
<b>TOTAL COAST GUARD</b>	1	±1	NR	NR	NR	NR	NR		NR		
Enlisted	1	±1	NR	NR	NR	NR	NR		NR		
E1 – E4	1	±1	NR	NR	NR	NR	NR		NR		
E1 – E3	1	±2	NR	NR	NR	NR	NR		NR		
E4	1	±2	NR	NR	NR	NR	NR		NR		
E5 – E9	1	±1	NR	NR	NR	NR	NR		NR		
E5 – E6	1	±1	NR	NR	NR	NR	NR		NR		
E7 – E9	1	±1	NR	NR	NR	NR	NR		NR		
Officers	0	±1	NR	NR	NR	NR	NR		NR		
O1 – O3	0	±1	NR	NR	NR	NR	NR		NR		
O4 – O6	0	±1	NR	NR	NR	NR	NR		NR		
Non-Hispanic White	1	±1	NR	NR	NR	NR	NR		NR		
Total Minority	1	±1	NR	NR	NR	NR	NR		NR		
Non-Hispanic Black	1	±1	NR	NR	NR	NR	NR		NR		
Hispanic	0	±1	NR	NR	NR	NR	NR		NR		
<b>COAST GUARD FEMALES</b>	2	±2	NR	NR	NR	NR	NR		NR		
Enlisted	2	±2	NR	NR	NR	NR	NR		NR		
E1 – E4	2	±4	NR	NR	NR	NR	NR		NR		
E5 – E9	2	±2	NR	NR	NR	NR	NR		NR		
Officers	1	±1	NR	NR	NR	NR	NR		NR		
O1 – O3	0	±1	NR	NR	NR	NR	NR		NR		
O4 – O6	1	±2	NR	NR	NR	NR	NR		NR		
<b>COAST GUARD MALES</b>	0	±1	NR	NR	NR	NR	NR		NR		
Enlisted	1	±1	NR	NR	NR	NR	NR		NR		
E1 – E4	1	±1	NR	NR	NR	NR	NR		NR		
E5 – E9	0	±1	NR	NR	NR	NR	NR		NR		
Officers	0	±1	NR	NR	NR	NR	NR		NR		
O1 – O3	NA		NA	NA	NA	NA	NA		NA		
O4 – O6	0	±1	NR	NR	NR	NR	NR		NR		

Note. Percent responding are Service members who answered the question, who experienced unprofessional, gender-related behavior (Q35), and who formally reported the situation (Q47/Q50).

NR: Not reportable

NA: Not applicable

**53. How satisfied were/are you with the following aspects of the reporting process?****c. Amount of time it took/is taking to resolve your complaint**

1. Very dissatisfied  
4. Satisfied

2. Dissatisfied  
5. Very satisfied

3. Neither satisfied nor dissatisfied

	Percent Responding		Percentages					Max ME	Average Satisfaction		
			1	2	3	4	5				
<b>TOTAL DOD</b>	1	±1	18	17	31	21	14	±12	3.0	±0.3	
Female	3	±1	22	23	23	20	12	±12	2.8	±0.3	
Male	1	±1	14	12	NR	NR	15	±17	3.1	±0.4	
<b>TOTAL COAST GUARD</b>	1	±1	NR	NR	NR	NR	NR		NR		
Enlisted	1	±1	NR	NR	NR	NR	NR		NR		
E1 – E4	1	±1	NR	NR	NR	NR	NR		NR		
E1 – E3	1	±2	NR	NR	NR	NR	NR		NR		
E4	1	±2	NR	NR	NR	NR	NR		NR		
E5 – E9	1	±1	NR	NR	NR	NR	NR		NR		
E5 – E6	1	±1	NR	NR	NR	NR	NR		NR		
E7 – E9	1	±1	NR	NR	NR	NR	NR		NR		
Officers	0	±1	NR	NR	NR	NR	NR		NR		
O1 – O3	0	±1	NR	NR	NR	NR	NR		NR		
O4 – O6	0	±1	NR	NR	NR	NR	NR		NR		
Non-Hispanic White	1	±1	NR	NR	NR	NR	NR		NR		
Total Minority	1	±1	NR	NR	NR	NR	NR		NR		
Non-Hispanic Black	1	±1	NR	NR	NR	NR	NR		NR		
Hispanic	0	±1	NR	NR	NR	NR	NR		NR		
<b>COAST GUARD FEMALES</b>	2	±2	NR	2	NR	NR	NR	±5	NR		
Enlisted	2	±2	NR	NR	NR	NR	NR		NR		
E1 – E4	2	±4	NR	NR	NR	NR	NR		NR		
E5 – E9	2	±2	NR	NR	NR	NR	NR		NR		
Officers	1	±1	NR	NR	NR	NR	NR		NR		
O1 – O3	0	±1	NR	NR	NR	NR	NR		NR		
O4 – O6	1	±2	NR	NR	NR	NR	NR		NR		
<b>COAST GUARD MALES</b>	0	±1	NR	NR	NR	NR	NR		NR		
Enlisted	1	±1	NR	NR	NR	NR	NR		NR		
E1 – E4	1	±1	NR	NR	NR	NR	NR		NR		
E5 – E9	0	±1	NR	NR	NR	NR	NR		NR		
Officers	0	±1	NR	NR	NR	NR	NR		NR		
O1 – O3	NA		NA	NA	NA	NA	NA		NA		
O4 – O6	0	±1	NR	NR	NR	NR	NR		NR		

Note. Percent responding are Service members who answered the question, who experienced unprofessional, gender-related behavior (Q35), and who formally reported the situation (Q47/Q50).

NR: Not reportable

NA: Not applicable

**53. How satisfied were/are you with the following aspects of the reporting process?**
**d. How well you were/are kept informed about the progress of your complaint**

1. Very dissatisfied  
4. Satisfied

2. Dissatisfied  
5. Very satisfied

3. Neither satisfied nor dissatisfied

	Percent Responding		Percentages					Max ME	Average Satisfaction		
			1	2	3	4	5				
<b>TOTAL DOD</b>	1	±1	25	15	28	14	19	±12	2.9	±0.4	
Female	3	±1	29	23	16	15	16	±12	2.6	±0.4	
Male	1	±1	21	7	NR	13	NR	±15	3.1	±0.5	
<b>TOTAL COAST GUARD</b>	1	±1	NR	NR	NR	NR	NR		NR		
Enlisted	1	±1	NR	NR	NR	NR	NR		NR		
E1 – E4	1	±1	NR	NR	NR	NR	NR		NR		
E1 – E3	1	±2	NR	NR	NR	NR	NR		NR		
E4	1	±2	NR	NR	NR	NR	NR		NR		
E5 – E9	1	±1	NR	NR	NR	NR	NR		NR		
E5 – E6	1	±1	NR	NR	NR	NR	NR		NR		
E7 – E9	1	±1	NR	NR	NR	NR	NR		NR		
Officers	0	±1	NR	NR	NR	NR	NR		NR		
O1 – O3	0	±1	NR	NR	NR	NR	NR		NR		
O4 – O6	0	±1	NR	NR	NR	NR	NR		NR		
Non-Hispanic White	1	±1	NR	NR	NR	NR	NR		NR		
Total Minority	1	±1	NR	NR	NR	NR	NR		NR		
Non-Hispanic Black	1	±1	NR	NR	NR	NR	NR		NR		
Hispanic	0	±1	NR	NR	NR	NR	NR		NR		
<b>COAST GUARD FEMALES</b>	2	±2	NR	NR	NR	NR	NR		NR		
Enlisted	2	±2	NR	NR	NR	NR	NR		NR		
E1 – E4	2	±4	NR	NR	NR	NR	NR		NR		
E5 – E9	2	±2	NR	NR	NR	NR	NR		NR		
Officers	1	±1	NR	NR	NR	NR	NR		NR		
O1 – O3	0	±1	NR	NR	NR	NR	NR		NR		
O4 – O6	1	±2	NR	NR	NR	NR	NR		NR		
<b>COAST GUARD MALES</b>	0	±1	NR	NR	NR	NR	NR		NR		
Enlisted	1	±1	NR	NR	NR	NR	NR		NR		
E1 – E4	1	±1	NR	NR	NR	NR	NR		NR		
E5 – E9	0	±1	NR	NR	NR	NR	NR		NR		
Officers	0	±1	NR	NR	NR	NR	NR		NR		
O1 – O3	NA		NA	NA	NA	NA	NA		NA		
O4 – O6	0	±1	NR	NR	NR	NR	NR		NR		

Note. Percent responding are Service members who answered the question, who experienced unprofessional, gender-related behavior (Q35), and who formally reported the situation (Q47/Q50).

NR: Not reportable

NA: Not applicable



**53. How satisfied were/are you with the following aspects of the reporting process?****e. The complaint process overall**

1. Very dissatisfied  
4. Satisfied

2. Dissatisfied  
5. Very satisfied

3. Neither satisfied nor dissatisfied

	Percent Responding		Percentages					Max ME	Average Satisfaction		
			1	2	3	4	5				
<b>TOTAL DOD</b>	1	±1	25	14	27	19	15	±12	2.8	±0.3	
Female	3	±1	32	15	19	18	15	±12	2.7	±0.4	
Male	1	±1	19	14	NR	NR	14	±17	3.0	±0.5	
<b>TOTAL COAST GUARD</b>	1	±1	NR	NR	NR	NR	NR		NR		
Enlisted	1	±1	NR	NR	NR	NR	NR		NR		
E1 – E4	1	±1	NR	NR	NR	NR	NR		NR		
E1 – E3	1	±2	NR	NR	NR	NR	NR		NR		
E4	1	±2	NR	NR	NR	NR	NR		NR		
E5 – E9	1	±1	NR	NR	NR	NR	NR		NR		
E5 – E6	1	±1	NR	NR	NR	NR	NR		NR		
E7 – E9	1	±1	NR	NR	NR	NR	NR		NR		
Officers	0	±1	NR	NR	NR	NR	NR		NR		
O1 – O3	0	±1	NR	NR	NR	NR	NR		NR		
O4 – O6	0	±1	NR	NR	NR	NR	NR		NR		
Non-Hispanic White	1	±1	NR	NR	NR	NR	NR		NR		
Total Minority	1	±1	NR	NR	NR	NR	NR		NR		
Non-Hispanic Black	1	±1	NR	NR	NR	NR	NR		NR		
Hispanic	0	±1	NR	NR	NR	NR	NR		NR		
<b>COAST GUARD FEMALES</b>	2	±2	NR	NR	NR	NR	NR		NR		
Enlisted	2	±2	NR	NR	NR	NR	NR		NR		
E1 – E4	2	±4	NR	NR	NR	NR	NR		NR		
E5 – E9	2	±2	NR	NR	NR	NR	NR		NR		
Officers	1	±1	NR	NR	NR	NR	NR		NR		
O1 – O3	0	±1	NR	NR	NR	NR	NR		NR		
O4 – O6	1	±2	NR	NR	NR	NR	NR		NR		
<b>COAST GUARD MALES</b>	0	±1	NR	NR	NR	NR	NR		NR		
Enlisted	1	±1	NR	NR	NR	NR	NR		NR		
E1 – E4	1	±1	NR	NR	NR	NR	NR		NR		
E5 – E9	0	±1	NR	NR	NR	NR	NR		NR		
Officers	0	±1	NR	NR	NR	NR	NR		NR		
O1 – O3	NA		NA	NA	NA	NA	NA		NA		
O4 – O6	0	±1	NR	NR	NR	NR	NR		NR		

Note. Percent responding are Service members who answered the question, who experienced unprofessional, gender-related behavior (Q35), and who formally reported the situation (Q47/Q50).

NR: Not reportable

NA: Not applicable

**54. As a result of reporting the situation, did you experience any...**

**a. Professional retaliation (e.g., loss of privileges, denied promotion/training, transferred to less favorable job)?**

1. Yes

2. No

3. Don't know

	Percent Responding		Percentages			Max ME	Percentage Reporting Yes
			1	2	3		
<b>TOTAL DOD</b>	1	±1	35	47	18	±12	
Female	3	±1	29	59	12	±14	
Male	1	±1	NR	NR	NR		
<b>TOTAL COAST GUARD</b>	1	±1	NR	NR	NR		
Enlisted	1	±1	NR	NR	NR		
E1 – E4	1	±1	NR	NR	NR		
E1 – E3	1	±2	NR	NR	NR		
E4	1	±2	NR	NR	NR		
E5 – E9	1	±1	NR	NR	NR		
E5 – E6	1	±1	NR	NR	NR		
E7 – E9	1	±1	NR	NR	NR		
Officers	0	±1	NR	NR	NR		
O1 – O3	0	±1	NR	NR	NR		
O4 – O6	0	±1	NR	NR	NR		
Non-Hispanic White	1	±1	NR	NR	NR		
Total Minority	1	±1	NR	NR	NR		
Non-Hispanic Black	1	±2	NR	NR	NR		
Hispanic	0	±1	NR	NR	NR		
<b>COAST GUARD FEMALES</b>	2	±2	NR	NR	NR		
Enlisted	2	±2	NR	NR	NR		
E1 – E4	2	±4	NR	NR	NR		
E5 – E9	2	±2	NR	NR	NR		
Officers	1	±1	NR	NR	NR		
O1 – O3	0	±1	NR	NR	NR		
O4 – O6	1	±2	NR	NR	NR		
<b>COAST GUARD MALES</b>	0	±1	NR	NR	NR		
Enlisted	1	±1	NR	NR	NR		
E1 – E4	1	±1	NR	NR	NR		
E5 – E9	0	±1	NR	NR	NR		
Officers	0	±1	NR	NR	NR		
O1 – O3	NA		NA	NA	NA		
O4 – O6	0	±1	NR	NR	NR		

Note. Percent responding are Service members who answered the question, who experienced unprofessional, gender-related behavior (Q35), and who formally reported the situation (Q47/Q50).

NR: Not reportable

NA: Not applicable

**54. As a result of reporting the situation, did you experience any...****b. Social retaliation (e.g., ignored by coworkers, being blamed for the situation)?**

1. Yes

2. No

3. Don't know

	Percent Responding		Percentages			Max ME	Percentage Reporting Yes
			1	2	3		
<b>TOTAL DOD</b>	1	±1	36	44	20	±12	
Female	3	±1	49	38	13	±15	
Male	1	±1	23	NR	NR	±17	
<b>TOTAL COAST GUARD</b>	1	±1	NR	NR	NR		
Enlisted	1	±1	NR	NR	NR		
E1 – E4	1	±1	NR	NR	NR		
E1 – E3	1	±2	NR	NR	NR		
E4	1	±2	NR	NR	NR		
E5 – E9	1	±1	NR	NR	NR		
E5 – E6	1	±1	NR	NR	NR		
E7 – E9	1	±1	NR	NR	NR		
Officers	0	±1	NR	NR	NR		
O1 – O3	0	±1	NR	NR	NR		
O4 – O6	0	±1	NR	NR	NR		
Non-Hispanic White	1	±1	NR	NR	NR		
Total Minority	1	±1	NR	NR	NR		
Non-Hispanic Black	1	±2	NR	NR	NR		
Hispanic	0	±1	NR	NR	NR		
<b>COAST GUARD FEMALES</b>	2	±2	NR	NR	NR		
Enlisted	2	±2	NR	NR	NR		
E1 – E4	2	±4	NR	NR	NR		
E5 – E9	2	±2	NR	NR	NR		
Officers	1	±1	NR	NR	NR		
O1 – O3	0	±1	NR	NR	NR		
O4 – O6	1	±2	NR	NR	NR		
<b>COAST GUARD MALES</b>	0	±1	NR	NR	NR		
Enlisted	1	±1	NR	NR	NR		
E1 – E4	1	±1	NR	NR	NR		
E5 – E9	0	±1	NR	NR	NR		
Officers	0	±1	NR	NR	NR		
O1 – O3	NA		NA	NA	NA		
O4 – O6	0	±1	NR	NR	NR		

Note. Percent responding are Service members who answered the question, who experienced unprofessional, gender-related behavior (Q35), and who formally reported the situation (Q47/Q50).

NR: Not reportable

NA: Not applicable

**54. What types of retaliation did you experience as a result of reporting the situation? Constructed from Q54a-b.**

1. Professional retaliation
2. Both professional and social retaliation
3. Social retaliation
4. Neither professional nor social retaliation

	Percent Responding		Percentages				Max ME
			1	2	3	4	
<b>TOTAL DOD</b>	1	±1	13	22	13	52	±11
Female	3	±1	6	24	26	45	±11
Male	1	±1	19	20	2	NR	±18
<b>TOTAL COAST GUARD</b>	1	±1	2	NR	NR	NR	±3
Enlisted	1	±1	NR	NR	NR	NR	
E1 – E4	1	±1	NR	NR	NR	NR	
E1 – E3	1	±2	NR	NR	NR	NR	
E4	1	±2	NR	NR	NR	NR	
E5 – E9	1	±1	NR	NR	NR	NR	
E5 – E6	1	±1	NR	NR	NR	NR	
E7 – E9	1	±1	NR	NR	NR	NR	
Officers	0	±1	NR	NR	NR	NR	
O1 – O3	0	±1	NR	NR	NR	NR	
O4 – O6	0	±1	NR	NR	NR	NR	
Non-Hispanic White	1	±1	1	NR	NR	NR	±3
Total Minority	1	±1	3	NR	NR	NR	±7
Non-Hispanic Black	1	±2	NR	NR	NR	NR	
Hispanic	0	±1	NR	NR	NR	NR	
<b>COAST GUARD FEMALES</b>	2	±2	4	NR	NR	NR	±7
Enlisted	2	±2	NR	NR	NR	NR	
E1 – E4	2	±4	NR	NR	NR	NR	
E5 – E9	2	±2	NR	NR	NR	NR	
Officers	1	±1	NR	NR	NR	NR	
O1 – O3	0	±1	NR	NR	NR	NR	
O4 – O6	1	±2	NR	NR	NR	NR	
<b>COAST GUARD MALES</b>	0	±1	NR	NR	NR	NR	
Enlisted	1	±1	NR	NR	NR	NR	
E1 – E4	1	±1	NR	NR	NR	NR	
E5 – E9	0	±1	NR	NR	NR	NR	
Officers	0	±1	NR	NR	NR	NR	
O1 – O3	NA		NA	NA	NA	NA	
O4 – O6	0	±1	NR	NR	NR	NR	

Note. Percent responding are Service members who answered the question, who experienced unprofessional, gender-related behavior (Q35), and who formally reported the situation (Q47/Q50). Members who indicated they did not or they did not know if they experienced professional and social retaliation for reporting are included in the "Neither professional nor social retaliation" category.

NR: Not reportable

NA: Not applicable

**55. What were your reasons for not reporting the situation to any of the installation/Service/DoD individuals or organizations?**

- a. You thought it was not important enough to report.      b. You did not know how to report.      c. You felt uncomfortable making a report.
- d. You took care of the problem yourself.      e. You did not think anything would be done.      f. You thought you would not be believed.

	Percent Responding		Percentages						Max ME
			a	b	c	d	e	f	
<b>TOTAL DOD</b>	29	±1	64	11	21	58	26	13	±2
<b>Female</b>	50	±2	65	11	30	67	31	16	±2
<b>Male</b>	26	±2	64	11	18	55	24	12	±3
<b>TOTAL COAST GUARD</b>	30	±3	69	8	15	60	23	9	±4
<b>Enlisted</b>	29	±3	67	9	18	59	24	11	±5
<b>E1 – E4</b>	30	±5	68	16	23	55	29	15	±9
E1 – E3	27	±11	NR	22	18	NR	22	NR	±18
E4	31	±5	69	14	25	52	31	17	±10
<b>E5 – E9</b>	29	±3	66	5	14	62	21	8	±5
E5 – E6	29	±3	65	6	14	60	22	9	±6
E7 – E9	28	±5	68	2	13	68	18	7	±9
<b>Officers</b>	31	±5	76	4	6	61	20	5	±9
<b>O1 – O3</b>	40	±8	78	6	10	56	18	6	±13
<b>O4 – O6</b>	25	±6	79	3	3	69	9	5	±13
<b>Non-Hispanic White</b>	30	±3	70	8	15	61	22	9	±5
<b>Total Minority</b>	29	±5	63	8	17	54	28	11	±9
Non-Hispanic Black	44	±10	58	8	18	49	24	12	±16
Hispanic	22	±7	64	9	18	64	38	15	±15
<b>COAST GUARD FEMALES</b>	55	±6	74	15	28	62	36	18	±8
<b>Enlisted</b>	55	±7	69	16	31	62	37	20	±9
<b>E1 – E4</b>	59	±12	67	27	39	56	38	19	±16
<b>E5 – E9</b>	51	±8	70	8	25	67	36	20	±10
<b>Officers</b>	57	±13	92	NR	16	NR	NR	NR	±17
<b>O1 – O3</b>	71	±15	95	NR	NR	NR	NR	NR	±3
<b>O4 – O6</b>	33	±13	75	3	15	54	23	8	±7
<b>COAST GUARD MALES</b>	26	±3	67	6	11	59	20	7	±5
<b>Enlisted</b>	26	±3	66	7	14	58	20	8	±6
<b>E1 – E4</b>	25	±5	68	12	18	54	25	13	±11
<b>E5 – E9</b>	26	±3	65	4	11	60	18	6	±6
<b>Officers</b>	28	±5	72	2	4	62	17	3	±11
<b>O1 – O3</b>	33	±8	69	3	7	54	12	3	±16
<b>O4 – O6</b>	24	±7	79	3	1	71	6	5	±15

Note. Percent responding are Service members who answered the question, who experienced unprofessional, gender-related behavior (Q35), and who did not report the situation (Q47/Q50).

NR: Not reportable

**55. What were your reasons for not reporting the situation to any of the installation/Service/DoD individuals or organizations?**

- g. You thought reporting would take too much time and effort.
- h. You were afraid of retaliation/reprisals from the person(s) who did it or from their friends.
- i. You were afraid of negative professional outcomes.
- j. You thought you would be labeled a troublemaker.
- k. Other

	Percent Responding		Percentages					Max ME
			g	h	i	j	k	
<b>TOTAL DOD</b>	29	±1	23	18	23	22	7	±2
Female	50	±2	26	26	33	32	8	±2
Male	26	±2	22	16	20	19	6	±3
<b>TOTAL COAST GUARD</b>	30	±3	19	18	21	19	5	±4
Enlisted	29	±3	21	20	23	22	6	±4
E1 – E4	30	±5	25	25	28	29	4	±9
E1 – E3	27	±11	19	22	24	21	NR	±18
E4	31	±5	28	27	29	31	3	±10
E5 – E9	29	±3	18	17	20	18	7	±5
E5 – E6	29	±3	19	19	22	19	8	±5
E7 – E9	28	±5	13	10	15	13	4	±8
Officers	31	±5	13	10	13	10	5	±7
O1 – O3	40	±8	13	15	15	12	3	±11
O4 – O6	25	±6	11	3	7	7	7	±12
Non-Hispanic White	30	±3	19	18	21	19	5	±4
Total Minority	29	±5	20	17	20	20	7	±8
Non-Hispanic Black	44	±10	18	14	18	19	4	±16
Hispanic	22	±7	31	25	28	29	6	±14
<b>COAST GUARD FEMALES</b>	55	±6	28	31	37	36	8	±8
Enlisted	55	±7	29	34	39	39	9	±9
E1 – E4	59	±12	27	38	44	44	10	±16
E5 – E9	51	±8	31	31	35	35	7	±10
Officers	57	±13	23	20	28	22	NR	±18
O1 – O3	71	±15	NR	NR	NR	NR	NR	
O4 – O6	33	±13	10	9	27	20	8	±7
<b>COAST GUARD MALES</b>	26	±3	17	14	16	14	5	±4
Enlisted	26	±3	18	16	19	17	5	±5
E1 – E4	25	±5	25	21	22	23	2	±10
E5 – E9	26	±3	15	13	17	13	7	±5
Officers	28	±5	10	7	9	6	4	±8
O1 – O3	33	±8	8	11	9	6	1	±14
O4 – O6	24	±7	11	2	4	5	6	±14

Note. Percent responding are Service members who answered the question, who experienced unprofessional, gender-related behavior (Q35), and who did not report the situation (Q47/Q50).

NR: Not reportable

56. In the past 12 months, have you experienced any of the following sexual contacts that were against your will or occurred when you did not or could not consent where someone: sexually touched you (e.g., intentional touching of genitalia, breasts, or buttocks) or made you sexually touch them; attempted to make you have sexual intercourse, but was not successful; made you have sexual intercourse; attempted to make you perform or receive oral sex, anal sex, or penetration by a finger or object, but was not successful; made you perform or receive oral sex, anal sex, or penetration by a finger or object?

1. Yes, once

2. Yes, multiple times

3. No

	Percent Responding		Percentages			Max ME
			1	2	3	
<b>TOTAL DOD</b>	97	±1	2	1	97	±1
Female	96	±1	4	3	93	±1
Male	97	±1	1	1	98	±1
<b>TOTAL COAST GUARD</b>	97	±1	1	0	99	±1
Enlisted	97	±1	1	0	99	±1
E1 – E4	96	±2	1	1	98	±2
E1 – E3	96	±5	2	NR	98	±5
E4	96	±2	1	1	98	±3
E5 – E9	97	±1	0	0	99	±1
E5 – E6	97	±2	0	0	99	±1
E7 – E9	98	±2	0	0	100	±2
Officers	99	±2	1	0	99	±2
O1 – O3	98	±3	2	0	98	±5
O4 – O6	99	±2	0	0	100	±1
Non-Hispanic White	97	±1	1	0	99	±1
Total Minority	98	±2	1	1	99	±2
Non-Hispanic Black	97	±3	1	NR	99	±5
Hispanic	98	±3	1	0	99	±4
<b>COAST GUARD FEMALES</b>	97	±3	3	1	97	±3
Enlisted	96	±3	3	1	96	±4
E1 – E4	94	±6	5	NR	95	±8
E5 – E9	97	±3	2	1	97	±5
Officers	100	±1	0	0	99	±1
O1 – O3	100	±0	0	0	100	±1
O4 – O6	99	±1	1	1	99	±2
<b>COAST GUARD MALES</b>	97	±1	0	0	99	±1
Enlisted	97	±1	0	0	99	±1
E1 – E4	97	±2	1	1	99	±2
E5 – E9	97	±1	0	0	100	±1
Officers	99	±2	1	0	99	±3
O1 – O3	98	±3	2	0	98	±6
O4 – O6	99	±3	0	0	100	±0

Note. Percent responding are Service members who answered the question.

NR: Not reportable

**56. Unwanted Sexual Contact incident rate: Constructed from Q56. Unwanted Sexual Contact can be defined as having experienced without your consent and against your will forced performance or receipt of sexual touching (e.g., intentional touching of genitalia, breasts, or buttocks), attempted or completed sexual intercourse, oral sex, anal sex, or penetration by a finger or object.**

	Percent Responding		Percentages	Max ME	Unwanted Sexual Contact
			Incident Rate		
<b>TOTAL DOD</b>	100	±0	3	±1	
Female	100	±0	7	±1	
Male	100	±0	2	±1	
<b>TOTAL COAST GUARD</b>	100	±0	1	±1	
Enlisted	100	±0	1	±1	
E1 – E4	100	±0	2	±2	
E1 – E3	100	±0	2	±5	
E4	100	±0	1	±3	
E5 – E9	100	±0	1	±1	
E5 – E6	100	±0	1	±1	
E7 – E9	100	±0	0	±2	
Officers	100	±0	1	±2	
O1 – O3	100	±0	2	±4	
O4 – O6	100	±0	0	±1	
Non-Hispanic White	100	±0	1	±1	
Total Minority	100	±0	1	±2	
Non-Hispanic Black	100	±0	1	±5	
Hispanic	100	±0	1	±4	
<b>COAST GUARD FEMALES</b>	100	±0	3	±3	
Enlisted	100	±0	4	±4	
E1 – E4	100	±0	5	±8	
E5 – E9	100	±0	3	±4	
Officers	100	±0	1	±1	
O1 – O3	100	±0	0	±1	
O4 – O6	100	±0	1	±2	
<b>COAST GUARD MALES</b>	100	±0	1	±1	
Enlisted	100	±0	1	±1	
E1 – E4	100	±0	1	±2	
E5 – E9	100	±0	0	±1	
Officers	100	±0	1	±3	
O1 – O3	100	±0	2	±5	
O4 – O6	100	±0	0	±0	

Note. Percent responding are Service members who answered the question. Incident rates indicate the percentage of Service members who had at least one experience of unwanted sexual contact during the 12 months before responding to the survey.



**77. Please give your opinion about whether the persons below make honest and reasonable efforts to stop sexual harassment, regardless of what is said officially.**

**a. Senior leadership of your Service**

1. Yes

2. No

3. Don't know

	Percent Responding		Percentages			Max ME	Percentage Reporting Yes
			1	2	3		
<b>TOTAL DOD</b>	96	±1	71	7	22	±2	
<b>Female</b>	95	±1	63	11	26	±2	
<b>Male</b>	96	±1	73	6	21	±2	
<b>TOTAL COAST GUARD</b>	97	±1	76	6	18	±3	
<b>Enlisted</b>	96	±1	74	6	20	±3	
<b>E1 – E4</b>	95	±3	65	8	27	±7	
E1 – E3	94	±5	60	9	NR	±17	
E4	95	±3	67	8	25	±6	
<b>E5 – E9</b>	97	±1	79	5	16	±3	
E5 – E6	96	±2	76	6	18	±3	
E7 – E9	99	±2	88	4	8	±4	
<b>Officers</b>	99	±1	85	5	10	±4	
<b>O1 – O3</b>	99	±2	81	7	12	±7	
<b>O4 – O6</b>	99	±2	92	3	5	±6	
<b>Non-Hispanic White</b>	97	±1	79	5	16	±3	
<b>Total Minority</b>	96	±2	68	8	24	±8	
Non-Hispanic Black	95	±4	57	9	34	±11	
Hispanic	96	±3	70	5	25	±17	
<b>COAST GUARD FEMALES</b>	96	±3	70	8	22	±6	
<b>Enlisted</b>	95	±3	67	8	24	±7	
<b>E1 – E4</b>	92	±7	64	10	26	±12	
<b>E5 – E9</b>	97	±3	70	7	23	±7	
<b>Officers</b>	100	±1	79	6	15	±13	
<b>O1 – O3</b>	100	±0	77	NR	15	±16	
<b>O4 – O6</b>	99	±1	90	3	7	±6	
<b>COAST GUARD MALES</b>	97	±1	77	6	17	±3	
<b>Enlisted</b>	96	±2	75	6	19	±4	
<b>E1 – E4</b>	95	±3	65	8	27	±8	
<b>E5 – E9</b>	97	±2	80	5	15	±3	
<b>Officers</b>	99	±2	86	5	9	±5	
<b>O1 – O3</b>	99	±2	82	6	11	±8	
<b>O4 – O6</b>	99	±3	92	3	5	±6	

Note. Percent responding are Service members who answered the question.

NR: Not reportable

77. Please give your opinion about whether the persons below make honest and reasonable efforts to stop sexual harassment, regardless of what is said officially.

b. Senior leadership of your installation/ship

1. Yes

2. No

3. Don't know

	Percent Responding		Percentages			Max ME	Percentage Reporting Yes
			1	2	3		
<b>TOTAL DOD</b>	96	±1	71	7	21	±2	
Female	95	±1	63	11	26	±2	
Male	96	±1	73	7	21	±2	
<b>TOTAL COAST GUARD</b>	97	±1	76	7	17	±3	
Enlisted	96	±1	73	8	19	±3	
E1 – E4	95	±2	65	9	26	±7	
E1 – E3	95	±5	60	10	NR	±17	
E4	95	±3	67	9	24	±6	
E5 – E9	97	±1	78	7	15	±3	
E5 – E6	96	±2	75	8	17	±3	
E7 – E9	99	±2	88	4	8	±4	
Officers	99	±2	86	4	9	±4	
O1 – O3	99	±2	84	5	11	±7	
O4 – O6	99	±2	92	3	5	±5	
Non-Hispanic White	97	±1	79	6	15	±3	
Total Minority	96	±3	68	8	24	±8	
Non-Hispanic Black	95	±4	59	9	32	±11	
Hispanic	96	±4	69	6	26	±17	
<b>COAST GUARD FEMALES</b>	97	±3	70	10	21	±6	
Enlisted	96	±3	67	10	23	±7	
E1 – E4	94	±6	64	11	25	±12	
E5 – E9	97	±3	68	10	22	±7	
Officers	100	±1	81	7	12	±12	
O1 – O3	100	±0	81	NR	11	±16	
O4 – O6	99	±1	90	5	6	±6	
<b>COAST GUARD MALES</b>	97	±1	77	6	16	±3	
Enlisted	96	±2	74	7	18	±4	
E1 – E4	95	±3	65	9	26	±8	
E5 – E9	97	±2	80	6	14	±3	
Officers	99	±2	87	4	9	±5	
O1 – O3	99	±2	85	4	11	±8	
O4 – O6	99	±3	92	3	5	±6	

Note. Percent responding are Service members who answered the question.

NR: Not reportable

**77. Please give your opinion about whether the persons below make honest and reasonable efforts to stop sexual harassment, regardless of what is said officially.**

**c. Your immediate supervisor**

1. Yes

2. No

3. Don't know

	Percent Responding		Percentages			Max ME	Percentage Reporting Yes
			1	2	3		
<b>TOTAL DOD</b>	96	±1	72	8	20	±2	
Female	94	±1	65	13	22	±2	
Male	96	±1	73	8	19	±2	
<b>TOTAL COAST GUARD</b>	97	±1	73	8	18	±3	
Enlisted	96	±1	71	9	20	±3	
E1 – E4	95	±3	62	11	27	±7	
E1 – E3	95	±5	58	9	NR	±17	
E4	94	±3	64	12	24	±6	
E5 – E9	97	±1	76	8	16	±3	
E5 – E6	96	±2	73	9	18	±3	
E7 – E9	99	±2	86	5	9	±4	
Officers	99	±1	83	4	13	±5	
O1 – O3	99	±2	78	7	16	±7	
O4 – O6	99	±2	90	1	9	±6	
Non-Hispanic White	97	±1	75	8	16	±3	
Total Minority	95	±3	67	8	25	±8	
Non-Hispanic Black	95	±4	62	9	29	±11	
Hispanic	96	±3	67	5	27	±16	
<b>COAST GUARD FEMALES</b>	97	±3	66	15	19	±6	
Enlisted	96	±3	63	18	19	±7	
E1 – E4	94	±6	62	21	17	±12	
E5 – E9	97	±3	64	15	21	±8	
Officers	100	±1	76	7	17	±13	
O1 – O3	100	±0	77	9	14	±17	
O4 – O6	98	±2	89	4	7	±6	
<b>COAST GUARD MALES</b>	97	±1	74	7	18	±3	
Enlisted	96	±2	72	8	20	±4	
E1 – E4	95	±3	62	10	28	±8	
E5 – E9	97	±2	77	7	15	±3	
Officers	99	±2	84	4	12	±5	
O1 – O3	99	±2	78	6	16	±8	
O4 – O6	99	±3	90	1	9	±6	

Note. Percent responding are Service members who answered the question.

NR: Not reportable

**78. In your work group, to what extent...**

**a. Would members of your work group feel free to report sexual harassment without fear of reprisals?**

1. Not at all  
4. Large extent

2. Small extent  
5. Very large extent

3. Moderate extent

	Percent Responding		Percentages					Max ME	Average Extent		
			1	2	3	4	5				
<b>TOTAL DOD</b>	96	±1	6	6	18	28	42	±2	3.9	±0.1	
Female	94	±1	7	14	25	27	27	±2	3.5	±0.1	
Male	96	±1	6	5	16	28	44	±2	4.0	±0.1	
<b>TOTAL COAST GUARD</b>	97	±1	4	5	18	31	42	±3	4.0	±0.1	
Enlisted	96	±1	5	6	19	29	41	±3	3.9	±0.1	
E1 – E4	95	±3	7	8	23	24	38	±7	3.8	±0.2	
E1 – E3	92	±6	5	11	25	19	NR	±12	3.8	±0.4	
E4	96	±2	8	6	22	26	37	±6	3.8	±0.2	
E5 – E9	97	±1	4	5	17	32	42	±3	4.0	±0.1	
E5 – E6	96	±2	4	6	18	33	39	±4	4.0	±0.1	
E7 – E9	98	±2	1	4	15	29	51	±5	4.2	±0.1	
Officers	99	±1	1	2	14	38	45	±5	4.2	±0.1	
O1 – O3	100	±1	1	3	15	38	43	±8	4.2	±0.2	
O4 – O6	99	±2	0	1	12	41	46	±7	4.3	±0.1	
Non-Hispanic White	97	±1	3	5	18	32	42	±3	4.0	±0.1	
Total Minority	96	±3	6	6	18	29	41	±7	3.9	±0.2	
Non-Hispanic Black	97	±3	8	6	23	17	46	±11	3.9	±0.3	
Hispanic	95	±4	4	5	15	32	44	±12	4.1	±0.3	
<b>COAST GUARD FEMALES</b>	95	±3	6	11	29	30	24	±6	3.5	±0.2	
Enlisted	95	±3	7	12	29	27	24	±7	3.5	±0.2	
E1 – E4	93	±6	9	13	34	23	21	±12	3.3	±0.3	
E5 – E9	97	±3	6	12	25	30	27	±9	3.6	±0.2	
Officers	96	±6	3	7	28	40	22	±14	3.7	±0.3	
O1 – O3	99	±1	NR	9	NR	NR	14	±15	3.5	±0.4	
O4 – O6	99	±1	2	4	NR	NR	NR	±3	4.0	±0.4	
<b>COAST GUARD MALES</b>	97	±1	4	4	17	31	44	±3	4.1	±0.1	
Enlisted	96	±2	5	5	18	29	43	±4	4.0	±0.1	
E1 – E4	95	±3	7	7	21	24	41	±7	3.9	±0.2	
E5 – E9	97	±2	3	4	16	32	44	±3	4.1	±0.1	
Officers	100	±1	1	1	12	38	48	±6	4.3	±0.1	
O1 – O3	100	±0	0	2	11	37	50	±9	4.3	±0.2	
O4 – O6	99	±3	0	1	11	41	47	±8	4.3	±0.1	

Note. Percent responding are Service members who answered the question.

NR: Not reportable

**78. In your work group, to what extent...****b. Would members of your work group feel free to report sexual assault without fear of reprisals?**

1. Not at all  
4. Large extent

2. Small extent  
5. Very large extent

3. Moderate extent

	Percent Responding		Percentages					Max ME	Average Extent		
			1	2	3	4	5				
<b>TOTAL DOD</b>	96	±1	6	6	17	28	44	±2	4.0	±0.1	
Female	94	±1	6	12	23	29	30	±2	3.6	±0.1	
Male	96	±1	6	4	15	28	47	±2	4.1	±0.1	
<b>TOTAL COAST GUARD</b>	97	±1	4	4	16	30	47	±3	4.1	±0.1	
Enlisted	96	±1	5	4	17	28	45	±3	4.0	±0.1	
E1 – E4	95	±2	7	6	22	24	41	±6	3.9	±0.2	
E1 – E3	93	±6	4	10	25	20	NR	±12	3.8	±0.4	
E4	97	±2	8	4	21	26	42	±6	3.9	±0.2	
E5 – E9	97	±1	4	4	15	31	47	±3	4.1	±0.1	
E5 – E6	96	±2	4	4	16	32	44	±4	4.1	±0.1	
E7 – E9	98	±2	1	2	13	27	57	±5	4.4	±0.1	
Officers	99	±2	1	1	11	35	52	±5	4.4	±0.1	
O1 – O3	99	±2	0	3	13	36	48	±8	4.3	±0.2	
O4 – O6	99	±2	0	1	9	33	57	±7	4.5	±0.1	
Non-Hispanic White	97	±1	3	3	16	30	48	±3	4.2	±0.1	
Total Minority	96	±3	6	5	17	29	43	±7	4.0	±0.2	
Non-Hispanic Black	96	±4	7	2	21	25	45	±11	4.0	±0.3	
Hispanic	95	±4	5	4	15	31	45	±12	4.1	±0.3	
<b>COAST GUARD FEMALES</b>	96	±3	4	7	28	33	29	±6	3.8	±0.2	
Enlisted	96	±3	5	6	29	30	30	±7	3.7	±0.2	
E1 – E4	94	±6	4	4	37	27	28	±12	3.7	±0.3	
E5 – E9	97	±3	6	8	23	32	30	±8	3.7	±0.2	
Officers	96	±6	1	7	25	42	25	±14	3.8	±0.3	
O1 – O3	100	±1	1	9	24	NR	15	±18	3.7	±0.3	
O4 – O6	99	±1	1	2	NR	24	NR	±11	NR		
<b>COAST GUARD MALES</b>	97	±1	4	3	15	29	49	±3	4.2	±0.1	
Enlisted	96	±2	5	4	16	28	47	±3	4.1	±0.1	
E1 – E4	96	±3	7	6	20	24	43	±7	3.9	±0.2	
E5 – E9	97	±2	3	3	14	30	49	±3	4.2	±0.1	
Officers	99	±2	1	1	9	34	56	±6	4.4	±0.1	
O1 – O3	99	±2	0	1	10	33	56	±9	4.4	±0.2	
O4 – O6	99	±3	0	0	6	34	59	±8	4.5	±0.1	

Note. Percent responding are Service members who answered the question.

NR: Not reportable

**78. In your work group, to what extent...**

**c. Would complaints about sexual harassment be taken seriously no matter who files them?**

1. Not at all  
4. Large extent

2. Small extent  
5. Very large extent

3. Moderate extent

	Percent Responding		Percentages					Max ME	Average Extent		
			1	2	3	4	5				
<b>TOTAL DOD</b>	95	±1	5	5	15	26	49	±2	4.1	±0.1	
Female	93	±1	6	11	21	28	36	±2	3.8	±0.1	
Male	96	±1	5	5	14	25	51	±2	4.1	±0.1	
<b>TOTAL COAST GUARD</b>	97	±1	3	4	13	29	51	±3	4.2	±0.1	
Enlisted	96	±1	3	4	15	28	50	±3	4.2	±0.1	
E1 – E4	95	±3	5	5	19	24	48	±6	4.1	±0.2	
E1 – E3	93	±6	3	6	22	22	48	±15	4.1	±0.3	
E4	96	±2	6	4	17	24	48	±6	4.0	±0.2	
E5 – E9	97	±1	3	4	12	30	51	±3	4.2	±0.1	
E5 – E6	96	±2	3	4	14	31	48	±4	4.2	±0.1	
E7 – E9	98	±2	1	2	7	28	63	±5	4.5	±0.1	
Officers	100	±1	1	2	8	33	56	±5	4.4	±0.1	
O1 – O3	100	±1	0	4	9	39	48	±8	4.3	±0.2	
O4 – O6	99	±2	0	0	7	27	66	±7	4.6	±0.1	
Non-Hispanic White	97	±1	2	4	13	29	53	±3	4.3	±0.1	
Total Minority	96	±2	5	3	15	29	48	±7	4.1	±0.2	
Non-Hispanic Black	96	±4	5	3	18	26	48	±10	4.1	±0.3	
Hispanic	96	±4	4	4	16	25	51	±11	4.2	±0.2	
<b>COAST GUARD FEMALES</b>	96	±3	3	9	23	33	32	±6	3.8	±0.2	
Enlisted	96	±3	3	8	25	31	33	±7	3.8	±0.2	
E1 – E4	94	±6	4	6	33	25	33	±12	3.8	±0.3	
E5 – E9	97	±3	3	9	20	35	34	±8	3.9	±0.2	
Officers	100	±1	1	12	15	44	28	±14	3.9	±0.3	
O1 – O3	100	±1	1	18	19	NR	16	±18	3.6	±0.4	
O4 – O6	99	±1	1	2	10	NR	NR	±5	4.3	±0.2	
<b>COAST GUARD MALES</b>	97	±1	3	3	12	28	54	±3	4.3	±0.1	
Enlisted	96	±2	3	4	13	27	52	±3	4.2	±0.1	
E1 – E4	96	±3	5	5	16	24	50	±7	4.1	±0.2	
E5 – E9	97	±2	3	3	11	29	54	±3	4.3	±0.1	
Officers	100	±1	1	1	7	31	60	±6	4.5	±0.1	
O1 – O3	100	±0	0	1	6	38	55	±9	4.5	±0.2	
O4 – O6	99	±3	0	0	6	25	68	±8	4.6	±0.1	

Note. Percent responding are Service members who answered the question.  
NR: Not reportable

**78. In your work group, to what extent...****d. Would people be able to get away with sexual harassment if it was reported?**

1. Not at all  
4. Large extent

2. Small extent  
5. Very large extent

3. Moderate extent

	Percent Responding		Percentages					Max ME	Average Extent		
			1	2	3	4	5				
<b>TOTAL DOD</b>	96	±1	51	21	13	6	9	±2	2.0	±0.1	
Female	94	±1	41	25	18	9	7	±2	2.2	±0.1	
Male	96	±1	53	21	12	5	9	±2	2.0	±0.1	
<b>TOTAL COAST GUARD</b>	97	±1	56	22	11	6	6	±3	1.8	±0.1	
Enlisted	96	±1	56	20	11	6	6	±3	1.9	±0.1	
E1 – E4	96	±2	53	18	15	7	7	±6	2.0	±0.2	
E1 – E3	93	±6	58	12	20	5	5	±14	1.9	±0.4	
E4	97	±2	51	20	13	7	8	±6	2.0	±0.2	
E5 – E9	97	±1	58	21	9	6	6	±3	1.8	±0.1	
E5 – E6	96	±2	56	21	11	7	6	±4	1.9	±0.1	
E7 – E9	98	±2	65	22	5	2	6	±5	1.6	±0.1	
Officers	99	±1	56	27	8	4	5	±5	1.8	±0.2	
O1 – O3	100	±1	49	30	10	6	5	±8	1.9	±0.2	
O4 – O6	99	±2	62	26	5	1	5	±7	1.6	±0.2	
Non-Hispanic White	97	±1	57	22	10	5	6	±3	1.8	±0.1	
Total Minority	96	±2	52	21	13	6	7	±6	2.0	±0.2	
Non-Hispanic Black	96	±4	50	17	20	5	8	±10	2.0	±0.3	
Hispanic	96	±4	56	20	12	5	7	±11	1.9	±0.3	
<b>COAST GUARD FEMALES</b>	96	±3	37	29	22	8	4	±6	2.1	±0.2	
Enlisted	95	±3	38	26	23	8	5	±7	2.2	±0.2	
E1 – E4	94	±6	36	24	26	8	6	±12	2.2	±0.3	
E5 – E9	96	±3	39	28	21	8	4	±9	2.1	±0.2	
Officers	99	±1	32	38	20	6	4	±14	2.1	±0.3	
O1 – O3	100	±1	21	NR	23	8	1	±18	2.2	±0.3	
O4 – O6	99	±1	NR	23	NR	2	NR	±10	NR		
<b>COAST GUARD MALES</b>	97	±1	59	21	9	5	6	±3	1.8	±0.1	
Enlisted	96	±2	58	19	10	6	6	±3	1.8	±0.1	
E1 – E4	96	±3	55	17	14	6	7	±7	1.9	±0.2	
E5 – E9	97	±2	60	20	8	6	6	±3	1.8	±0.1	
Officers	100	±1	59	25	6	4	6	±6	1.7	±0.2	
O1 – O3	100	±1	55	27	7	6	6	±9	1.8	±0.2	
O4 – O6	99	±3	64	27	4	1	5	±8	1.6	±0.2	

Note. Percent responding are Service members who answered the question.

NR: Not reportable

**78. In your work group, to what extent...**

**e. Would people be able to get away with sexual assault if it was reported?**

1. Not at all  
4. Large extent

2. Small extent  
5. Very large extent

3. Moderate extent

	Percent Responding		Percentages					Max ME	Average Extent		
			1	2	3	4	5				
<b>TOTAL DOD</b>	95	±1	63	15	10	4	8	±2	1.8	±0.1	
Female	93	±1	54	20	15	5	6	±2	1.9	±0.1	
Male	96	±1	64	14	9	4	8	±2	1.8	±0.1	
<b>TOTAL COAST GUARD</b>	97	±1	69	13	8	4	6	±3	1.6	±0.1	
Enlisted	96	±1	69	12	9	5	6	±3	1.7	±0.1	
E1 – E4	95	±2	65	12	12	5	7	±6	1.8	±0.2	
E1 – E3	93	±6	68	7	14	5	6	±13	1.7	±0.3	
E4	96	±2	64	14	11	5	7	±6	1.8	±0.2	
E5 – E9	97	±1	71	13	7	4	5	±3	1.6	±0.1	
E5 – E6	96	±2	69	13	7	5	5	±4	1.6	±0.1	
E7 – E9	98	±2	78	10	5	2	5	±5	1.5	±0.1	
Officers	99	±1	71	15	5	3	6	±5	1.6	±0.2	
O1 – O3	100	±1	64	20	6	5	6	±8	1.7	±0.2	
O4 – O6	99	±2	76	15	3	0	5	±7	1.4	±0.2	
Non-Hispanic White	97	±1	71	12	7	4	6	±3	1.6	±0.1	
Total Minority	96	±2	63	15	9	6	7	±6	1.8	±0.2	
Non-Hispanic Black	96	±4	59	13	16	6	6	±11	1.9	±0.3	
Hispanic	95	±4	67	14	8	4	7	±9	1.7	±0.3	
<b>COAST GUARD FEMALES</b>	96	±3	53	24	14	5	4	±6	1.8	±0.2	
Enlisted	95	±3	54	21	16	5	4	±7	1.8	±0.2	
E1 – E4	94	±6	50	19	21	5	4	±12	2.0	±0.3	
E5 – E9	96	±3	57	23	12	5	4	±9	1.7	±0.2	
Officers	100	±1	48	36	9	3	NR	±14	1.8	±0.3	
O1 – O3	100	±1	38	NR	NR	NR	1	±17	1.8	±0.3	
O4 – O6	99	±1	NR	NR	1	1	NR	±2	NR		
<b>COAST GUARD MALES</b>	97	±1	71	11	7	4	6	±3	1.6	±0.1	
Enlisted	96	±2	71	11	8	4	6	±3	1.6	±0.1	
E1 – E4	96	±3	67	11	10	5	7	±6	1.7	±0.2	
E5 – E9	97	±2	73	11	6	4	6	±3	1.6	±0.1	
Officers	99	±1	74	13	4	3	6	±5	1.5	±0.2	
O1 – O3	100	±1	70	14	4	5	7	±9	1.6	±0.2	
O4 – O6	99	±3	78	14	3	0	4	±7	1.4	±0.2	

Note. Percent responding are Service members who answered the question.

NR: Not reportable



**79. At your installation/ship, to what extent...****a. Are policies forbidding sexual harassment publicized?**

1. Not at all  
4. Large extent

2. Small extent  
5. Very large extent

3. Moderate extent

	Percent Responding		Percentages					Max ME	Average Extent		
			1	2	3	4	5				
<b>TOTAL DOD</b>	95	±1	5	4	12	25	54	±2	4.2	±0.1	
Female	93	±1	5	6	14	26	49	±2	4.1	±0.1	
Male	96	±1	5	4	12	24	55	±2	4.2	±0.1	
<b>TOTAL COAST GUARD</b>	97	±1	5	4	15	29	47	±3	4.1	±0.1	
Enlisted	96	±1	6	4	14	28	48	±3	4.1	±0.1	
E1 – E4	95	±3	9	4	18	26	43	±9	3.9	±0.3	
E1 – E3	93	±6	NR	4	24	25	30	±13	NR		
E4	96	±3	6	5	15	26	48	±6	4.0	±0.2	
E5 – E9	96	±2	4	4	12	29	51	±3	4.2	±0.1	
E5 – E6	96	±2	5	5	12	30	49	±4	4.1	±0.1	
E7 – E9	99	±2	3	3	11	27	57	±5	4.3	±0.1	
Officers	99	±1	1	5	17	34	44	±5	4.1	±0.1	
O1 – O3	99	±2	0	8	19	36	37	±8	4.0	±0.2	
O4 – O6	99	±2	0	5	15	27	53	±7	4.3	±0.2	
Non-Hispanic White	97	±1	3	4	15	30	47	±3	4.1	±0.1	
Total Minority	96	±3	10	6	13	26	45	±11	3.9	±0.3	
Non-Hispanic Black	96	±4	8	8	7	23	55	±11	4.1	±0.3	
Hispanic	95	±4	NR	5	14	24	43	±11	NR		
<b>COAST GUARD FEMALES</b>	95	±3	3	8	17	30	41	±6	4.0	±0.2	
Enlisted	94	±4	4	7	16	29	45	±7	4.0	±0.2	
E1 – E4	92	±7	3	8	16	30	44	±12	4.0	±0.3	
E5 – E9	96	±3	4	6	16	28	45	±8	4.0	±0.2	
Officers	100	±1	NR	12	20	35	29	±14	3.8	±0.4	
O1 – O3	100	±1	0	NR	21	NR	24	±18	3.7	±0.4	
O4 – O6	99	±1	1	4	NR	NR	NR	±3	4.1	±0.4	
<b>COAST GUARD MALES</b>	97	±1	5	4	14	29	48	±3	4.1	±0.1	
Enlisted	96	±2	6	4	14	28	48	±4	4.1	±0.2	
E1 – E4	95	±3	10	4	18	25	43	±10	3.9	±0.3	
E5 – E9	96	±2	4	4	11	29	51	±3	4.2	±0.1	
Officers	99	±1	0	4	16	33	45	±6	4.2	±0.1	
O1 – O3	99	±2	0	6	19	35	40	±9	4.1	±0.2	
O4 – O6	99	±3	0	5	14	27	54	±8	4.3	±0.2	

Note. Percent responding are Service members who answered the question.

NR: Not reportable

**79. At your installation/ship, to what extent...**

**b. Are complaint procedures related to sexual harassment publicized?**

1. Not at all  
4. Large extent

2. Small extent  
5. Very large extent

3. Moderate extent

	Percent Responding		Percentages					Max ME	Average Extent		
			1	2	3	4	5				
<b>TOTAL DOD</b>	95	±1	7	6	14	24	49	±2	4.0	±0.1	
Female	93	±1	7	9	17	24	43	±2	3.9	±0.1	
Male	95	±1	7	6	14	24	49	±2	4.0	±0.1	
<b>TOTAL COAST GUARD</b>	96	±1	7	7	19	27	40	±3	3.8	±0.1	
Enlisted	96	±1	9	7	18	26	40	±3	3.8	±0.1	
E1 – E4	95	±3	10	9	23	20	38	±7	3.7	±0.2	
E1 – E3	93	±6	6	10	27	18	NR	±12	3.7	±0.4	
E4	95	±3	11	9	22	20	38	±6	3.6	±0.2	
E5 – E9	96	±2	8	6	15	29	42	±3	3.9	±0.1	
E5 – E6	96	±2	9	7	15	29	40	±4	3.8	±0.1	
E7 – E9	99	±2	4	5	15	28	48	±5	4.1	±0.2	
Officers	99	±1	3	8	21	31	37	±5	3.9	±0.2	
O1 – O3	98	±2	3	8	27	31	31	±8	3.8	±0.2	
O4 – O6	99	±2	1	8	17	29	45	±7	4.1	±0.2	
Non-Hispanic White	97	±1	6	7	20	28	39	±3	3.9	±0.1	
Total Minority	95	±3	11	9	16	23	42	±7	3.8	±0.2	
Non-Hispanic Black	95	±4	15	11	11	19	43	±11	3.6	±0.3	
Hispanic	95	±4	8	7	18	22	45	±12	3.9	±0.3	
<b>COAST GUARD FEMALES</b>	94	±3	11	12	23	26	29	±6	3.5	±0.2	
Enlisted	93	±4	12	11	24	24	30	±7	3.5	±0.2	
E1 – E4	91	±7	9	16	31	14	30	±13	3.4	±0.4	
E5 – E9	95	±3	13	7	19	30	31	±10	3.6	±0.3	
Officers	97	±5	NR	15	22	34	22	±14	3.5	±0.4	
O1 – O3	96	±7	NR	NR	22	NR	17	±18	3.4	±0.4	
O4 – O6	99	±1	2	6	NR	NR	NR	±4	3.9	±0.4	
<b>COAST GUARD MALES</b>	97	±1	7	7	18	27	41	±3	3.9	±0.1	
Enlisted	96	±2	8	7	17	26	41	±4	3.9	±0.1	
E1 – E4	95	±3	10	8	22	21	39	±7	3.7	±0.2	
E5 – E9	96	±2	7	6	15	29	43	±3	3.9	±0.1	
Officers	99	±1	2	7	21	31	39	±6	4.0	±0.2	
O1 – O3	99	±2	2	6	28	30	34	±9	3.9	±0.2	
O4 – O6	99	±3	1	9	16	28	46	±8	4.1	±0.2	

Note. Percent responding are Service members who answered the question.

NR: Not reportable

**79. At your installation/ship, to what extent...****c. Are reports of sexual harassment taken seriously?**

1. Not at all  
4. Large extent

2. Small extent  
5. Very large extent

3. Moderate extent

	Percent Responding		Percentages					Max ME	Average Extent		
			1	2	3	4	5				
<b>TOTAL DOD</b>	95	±1	3	3	12	25	57	±2	4.3	±0.1	
Female	93	±1	3	7	18	27	45	±2	4.0	±0.1	
Male	95	±1	3	3	10	25	59	±2	4.3	±0.1	
<b>TOTAL COAST GUARD</b>	96	±1	3	2	11	28	55	±3	4.3	±0.1	
Enlisted	95	±2	3	3	11	27	55	±3	4.3	±0.1	
E1 – E4	94	±3	4	2	15	26	52	±6	4.2	±0.2	
E1 – E3	93	±6	4	3	16	27	50	±15	4.2	±0.3	
E4	95	±3	5	2	15	26	52	±6	4.2	±0.2	
E5 – E9	96	±2	2	3	9	28	58	±3	4.3	±0.1	
E5 – E6	95	±2	3	4	10	29	55	±4	4.3	±0.1	
E7 – E9	98	±2	0	2	8	22	67	±5	4.5	±0.1	
Officers	99	±2	0	1	10	34	55	±5	4.4	±0.1	
O1 – O3	99	±2	0	1	13	38	48	±8	4.3	±0.2	
O4 – O6	99	±2	0	1	5	30	64	±7	4.6	±0.1	
Non-Hispanic White	96	±1	2	2	11	28	56	±3	4.3	±0.1	
Total Minority	95	±3	3	4	10	29	54	±6	4.3	±0.2	
Non-Hispanic Black	95	±4	3	2	11	28	55	±11	4.3	±0.2	
Hispanic	95	±4	2	4	9	28	57	±11	4.3	±0.2	
<b>COAST GUARD FEMALES</b>	94	±3	2	6	22	33	36	±6	4.0	±0.2	
Enlisted	93	±4	2	7	21	30	39	±7	4.0	±0.2	
E1 – E4	91	±7	1	6	25	30	38	±13	4.0	±0.3	
E5 – E9	95	±3	3	8	18	30	40	±8	4.0	±0.2	
Officers	96	±6	0	4	26	45	25	±14	3.9	±0.2	
O1 – O3	99	±1	0	NR	NR	NR	15	±12	3.7	±0.3	
O4 – O6	99	±1	1	3	7	NR	NR	±5	4.3	±0.2	
<b>COAST GUARD MALES</b>	96	±1	3	2	10	28	58	±3	4.4	±0.1	
Enlisted	96	±2	3	2	10	27	58	±3	4.3	±0.1	
E1 – E4	95	±3	5	2	14	26	54	±7	4.2	±0.2	
E5 – E9	96	±2	2	3	8	27	60	±3	4.4	±0.1	
Officers	99	±1	0	1	8	32	59	±6	4.5	±0.1	
O1 – O3	99	±2	0	1	8	36	55	±9	4.5	±0.2	
O4 – O6	99	±3	0	1	4	28	66	±8	4.6	±0.1	

Note. Percent responding are Service members who answered the question.

NR: Not reportable

**79. At your installation/ship, to what extent...**

**d. Are sexual assault reporting procedures publicized?**

1. Not at all  
4. Large extent

2. Small extent  
5. Very large extent

3. Moderate extent

	Percent Responding		Percentages					Max ME	Average Extent		
			1	2	3	4	5				
<b>TOTAL DOD</b>	95	±1	8	7	15	23	48	±2	4.0	±0.1	
Female	93	±1	8	9	16	23	44	±2	3.9	±0.1	
Male	95	±1	8	6	15	23	49	±2	4.0	±0.1	
<b>TOTAL COAST GUARD</b>	96	±1	8	8	19	25	40	±3	3.8	±0.1	
Enlisted	95	±2	9	8	18	24	40	±3	3.8	±0.1	
E1 – E4	94	±3	11	9	23	19	38	±7	3.7	±0.2	
E1 – E3	93	±6	8	6	26	20	NR	±12	3.8	±0.4	
E4	95	±3	11	11	22	18	38	±6	3.6	±0.2	
E5 – E9	96	±2	9	7	16	27	42	±3	3.9	±0.1	
E5 – E6	95	±2	10	7	16	27	40	±4	3.8	±0.1	
E7 – E9	98	±2	5	5	16	26	48	±5	4.1	±0.2	
Officers	99	±1	3	7	21	30	38	±5	3.9	±0.2	
O1 – O3	99	±2	3	7	28	28	34	±8	3.8	±0.2	
O4 – O6	99	±2	1	8	15	30	46	±7	4.1	±0.2	
Non-Hispanic White	96	±1	7	7	19	26	40	±3	3.8	±0.1	
Total Minority	95	±3	10	9	19	23	39	±7	3.7	±0.2	
Non-Hispanic Black	95	±4	12	9	15	24	40	±11	3.7	±0.3	
Hispanic	95	±4	9	7	19	22	43	±13	3.8	±0.3	
<b>COAST GUARD FEMALES</b>	95	±3	11	15	22	22	30	±6	3.5	±0.2	
Enlisted	93	±4	11	16	21	20	32	±7	3.5	±0.2	
E1 – E4	91	±7	11	24	24	14	28	±12	3.2	±0.4	
E5 – E9	95	±3	11	12	19	23	35	±8	3.6	±0.3	
Officers	99	±1	10	8	29	32	22	±14	3.5	±0.4	
O1 – O3	100	±1	NR	NR	NR	33	15	±17	3.4	±0.4	
O4 – O6	99	±1	4	5	NR	NR	NR	±4	3.9	±0.4	
<b>COAST GUARD MALES</b>	96	±1	8	7	19	26	41	±3	3.9	±0.1	
Enlisted	96	±2	9	7	18	25	42	±4	3.8	±0.1	
E1 – E4	95	±3	11	7	23	19	40	±7	3.7	±0.2	
E5 – E9	96	±2	8	6	16	28	42	±3	3.9	±0.1	
Officers	99	±1	2	7	20	30	41	±6	4.0	±0.2	
O1 – O3	99	±2	2	6	27	27	38	±9	3.9	±0.2	
O4 – O6	99	±3	1	8	15	30	47	±8	4.1	±0.2	

Note. Percent responding are Service members who answered the question.

NR: Not reportable

**79. At your installation/ship, to what extent...****e. Are reports of sexual assault taken seriously?**

1. Not at all  
4. Large extent

2. Small extent  
5. Very large extent

































3. Moderate extent

	Percent Responding		Percentages					Max ME	Average Extent		
			1	2	3	4	5				
<b>TOTAL DOD</b>	95	±1	3	2	10	24	61	±2	4.4	±0.1	
Female	93	±1	3	5	15	27	50	±2	4.2	±0.1	
Male	95	±1	3	2	9	23	63	±2	4.4	±0.1	
<b>TOTAL COAST GUARD</b>	96	±1	2	2	8	26	62	±3	4.4	±0.1	
Enlisted	95	±2	3	2	9	25	62	±3	4.4	±0.1	
E1 – E4	95	±3	4	1	12	25	57	±6	4.3	±0.2	
E1 – E3	93	±6	3	3	14	28	52	±15	4.2	±0.3	
E4	95	±3	4	1	11	24	59	±6	4.3	±0.2	
E5 – E9	96	±2	2	2	7	25	65	±3	4.5	±0.1	
E5 – E6	95	±2	2	2	7	26	62	±4	4.4	±0.1	
E7 – E9	98	±2	0	1	5	21	73	±5	4.7	±0.1	
Officers	99	±2	0	1	6	29	64	±5	4.6	±0.1	
O1 – O3	99	±2	0	1	7	34	58	±8	4.5	±0.1	
O4 – O6	99	±2	0	2	3	23	73	±7	4.7	±0.1	
Non-Hispanic White	96	±1	2	2	8	25	64	±3	4.5	±0.1	
Total Minority	95	±3	4	2	9	27	59	±6	4.4	±0.2	
Non-Hispanic Black	93	±4	3	2	10	22	63	±11	4.4	±0.2	
Hispanic	95	±4	3	2	8	26	61	±10	4.4	±0.2	
<b>COAST GUARD FEMALES</b>	93	±3	1	5	15	31	48	±6	4.2	±0.2	
Enlisted	92	±4	1	6	16	27	50	±7	4.2	±0.2	
E1 – E4	91	±7	1	5	21	25	48	±12	4.1	±0.3	
E5 – E9	94	±4	1	7	13	28	51	±8	4.2	±0.2	
Officers	96	±6	0	1	12	47	40	±14	4.3	±0.2	
O1 – O3	100	±1	0	0	NR	NR	32	±17	4.1	±0.3	
O4 – O6	99	±1	0	2	3	NR	NR	±3	4.5	±0.2	
<b>COAST GUARD MALES</b>	97	±1	2	1	7	25	64	±3	4.5	±0.1	
Enlisted	96	±2	3	1	8	25	64	±3	4.5	±0.1	
E1 – E4	95	±3	4	1	11	25	59	±6	4.3	±0.2	
E5 – E9	96	±2	2	1	6	24	67	±3	4.5	±0.1	
Officers	99	±1	0	1	5	27	67	±6	4.6	±0.1	
O1 – O3	99	±2	0	2	5	30	64	±9	4.6	±0.2	
O4 – O6	99	±3	0	2	3	21	75	±7	4.7	±0.1	

Note. Percent responding are Service members who answered the question.

NR: Not reportable

**80. Have you had any military training during the past 12 months on topics related to sexual harassment?**

	Percent Responding		Percentages	Max ME	Percentage Reporting Yes
			Yes		
<b>TOTAL DOD</b>	96	±1	93	±1	
Female	95	±1	93	±1	
Male	96	±1	93	±1	
<b>TOTAL COAST GUARD</b>	98	±1	93	±2	
Enlisted	97	±1	94	±2	
E1 – E4	96	±2	93	±3	
E1 – E3	95	±5	89	±8	
E4	96	±2	95	±3	
E5 – E9	98	±1	95	±2	
E5 – E6	97	±2	95	±2	
E7 – E9	99	±1	95	±3	
Officers	99	±1	90	±4	
O1 – O3	100	±1	86	±7	
O4 – O6	99	±2	91	±5	
Non-Hispanic White	98	±1	93	±2	
Total Minority	98	±2	94	±3	
Non-Hispanic Black	97	±3	91	±8	
Hispanic	98	±3	94	±4	
<b>COAST GUARD FEMALES</b>	96	±3	89	±5	
Enlisted	95	±3	91	±5	
E1 – E4	92	±7	90	±10	
E5 – E9	97	±3	93	±4	
Officers	100	±1	82	±13	
O1 – O3	100	±1	77	±18	
O4 – O6	99	±1	92	±5	
<b>COAST GUARD MALES</b>	98	±1	94	±2	
Enlisted	97	±1	95	±2	
E1 – E4	97	±2	94	±3	
E5 – E9	98	±1	95	±2	
Officers	99	±2	92	±4	
O1 – O3	100	±0	88	±7	
O4 – O6	99	±3	91	±6	

Note. Percent responding are Service members who answered the question.

**81. In the past 12 months, how many times have you had military training on topics related to sexual harassment?**

1. Not trained

2. Trained once

3. Trained twice

4. Trained three times

5. Trained four times

6. Trained five times or more

	Percent Responding		Percentages						Max ME	Average Times Trained		
			1	2	3	4	5	6				
<b>TOTAL DOD</b>	95	±1	7	16	27	16	13	21	±1	3.3	±0.1	
Female	94	±1	7	19	27	16	12	19	±2	3.2	±0.1	
Male	96	±1	7	16	27	16	13	21	±2	3.4	±0.1	
<b>TOTAL COAST GUARD</b>	97	±1	7	39	38	9	4	4	±3	1.9	±0.1	
Enlisted	96	±1	6	36	39	10	4	5	±3	2.0	±0.1	
E1 – E4	95	±3	7	28	40	11	6	8	±7	2.2	±0.2	
E1 – E3	94	±5	11	25	NR	12	7	6	±12	2.3	±0.4	
E4	95	±3	6	30	41	10	6	9	±6	2.2	±0.2	
E5 – E9	97	±1	5	41	39	9	3	3	±3	1.9	±0.1	
E5 – E6	96	±2	5	39	40	9	3	3	±4	1.9	±0.1	
E7 – E9	98	±2	5	45	36	8	3	2	±5	1.8	±0.2	
Officers	99	±1	10	48	31	6	3	2	±5	1.7	±0.2	
O1 – O3	100	±1	14	41	33	8	3	0	±8	1.7	±0.2	
O4 – O6	98	±3	9	52	29	5	2	4	±7	1.7	±0.3	
Non-Hispanic White	97	±1	7	40	37	9	3	4	±3	1.9	±0.1	
Total Minority	96	±2	6	36	39	8	5	6	±7	2.1	±0.2	
Non-Hispanic Black	96	±4	9	34	35	9	4	9	±11	2.2	±0.3	
Hispanic	97	±3	6	37	45	6	3	4	±12	1.9	±0.2	
<b>COAST GUARD FEMALES</b>	95	±3	11	41	29	12	3	4	±6	1.9	±0.2	
Enlisted	94	±4	9	40	31	13	3	5	±7	2.0	±0.2	
E1 – E4	92	±7	10	35	28	15	4	8	±12	2.2	±0.4	
E5 – E9	95	±4	7	43	33	11	3	3	±10	1.9	±0.3	
Officers	99	±1	18	47	25	7	NR	0	±14	1.6	±0.3	
O1 – O3	99	±1	23	NR	20	NR	NR	0	±18	1.7	±0.4	
O4 – O6	99	±1	8	NR	NR	3	1	1	±5	1.6	±0.2	
<b>COAST GUARD MALES</b>	97	±1	6	38	39	9	4	4	±3	1.9	±0.1	
Enlisted	96	±2	5	36	41	9	4	5	±4	2.0	±0.1	
E1 – E4	95	±3	7	27	42	10	6	8	±7	2.3	±0.2	
E5 – E9	97	±2	5	40	40	9	3	3	±3	1.9	±0.1	
Officers	99	±2	8	48	32	6	3	2	±6	1.7	±0.2	
O1 – O3	100	±0	12	41	36	7	3	0	±9	1.7	±0.2	
O4 – O6	98	±3	9	52	27	5	3	4	±8	1.7	±0.3	

Note. Percent responding are Service members who answered the question. Service members who have not had sexual harassment training are included in the "Not trained" category (Q80). Average is of those who have had training.

NR: Not reportable

## 82. My Service's sexual harassment training...

### a. Provides a good understanding of what words and actions are considered sexual harassment.

1. Strongly disagree  
4. Agree

2. Disagree  
5. Strongly agree

3. Neither agree nor disagree

	Percent Responding		Percentages					Max ME	Average Agreement		
			1	2	3	4	5				
<b>TOTAL DOD</b>	88	±1	1	1	8	34	56	±2	4.5	±0.1	
Female	86	±2	0	1	8	37	53	±2	4.4	±0.1	
Male	88	±1	1	1	8	34	57	±2	4.5	±0.1	
<b>TOTAL COAST GUARD</b>	88	±3	0	1	7	41	52	±3	4.4	±0.1	
Enlisted	88	±3	0	1	8	39	53	±3	4.4	±0.1	
E1 – E4	84	±6	0	0	12	39	49	±6	4.4	±0.1	
E1 – E3	73	±18	NR	NR	15	42	43	±12	4.3	±0.2	
E4	89	±4	0	0	11	38	51	±6	4.4	±0.1	
E5 – E9	91	±2	0	1	5	39	55	±3	4.5	±0.1	
E5 – E6	90	±2	0	1	6	39	54	±4	4.4	±0.1	
E7 – E9	93	±3	0	1	3	38	58	±5	4.5	±0.1	
Officers	88	±4	1	1	3	48	47	±6	4.4	±0.1	
O1 – O3	85	±6	1	2	2	50	45	±8	4.4	±0.2	
O4 – O6	87	±5	1	0	3	43	52	±8	4.5	±0.2	
Non-Hispanic White	89	±2	0	1	6	41	52	±3	4.4	±0.1	
Total Minority	85	±7	0	1	7	40	53	±5	4.4	±0.1	
Non-Hispanic Black	89	±6	NR	NR	6	40	55	±11	4.5	±0.2	
Hispanic	81	±15	1	1	7	38	54	±8	4.4	±0.2	
<b>COAST GUARD FEMALES</b>	83	±5	2	1	5	43	48	±7	4.3	±0.2	
Enlisted	84	±5	1	1	6	42	51	±7	4.4	±0.1	
E1 – E4	78	±10	NR	NR	9	43	46	±13	4.3	±0.2	
E5 – E9	87	±5	1	1	3	41	55	±8	4.5	±0.1	
Officers	79	±12	NR	NR	5	49	37	±14	4.1	±0.4	
O1 – O3	77	±15	NR	NR	NR	NR	NR		NR		
O4 – O6	80	±18	NR	0	4	37	NR	±16	NR		
<b>COAST GUARD MALES</b>	89	±3	0	1	7	40	52	±3	4.4	±0.1	
Enlisted	89	±3	0	1	8	38	53	±3	4.4	±0.1	
E1 – E4	85	±7	0	0	12	38	49	±6	4.4	±0.1	
E5 – E9	91	±2	0	1	6	39	55	±3	4.5	±0.1	
Officers	90	±4	0	1	2	48	49	±6	4.4	±0.1	
O1 – O3	87	±6	0	1	1	50	48	±9	4.4	±0.2	
O4 – O6	88	±6	0	0	3	44	53	±8	4.5	±0.1	

Note. Percent responding are Service members who answered the question and who have had sexual harassment training in the past 12 months (Q80).  
NR: Not reportable



**82. My Service's sexual harassment training...****b. Teaches that sexual harassment reduces the cohesion and effectiveness of my Service as a whole.**

1. Strongly disagree  
4. Agree

2. Disagree  
5. Strongly agree

3. Neither agree nor disagree

	Percent Responding		Percentages					Max ME	Average Agreement		
			1	2	3	4	5				
<b>TOTAL DOD</b>	88	±1	1	1	8	34	57	±2	4.5	±0.1	
Female	86	±2	0	1	8	38	53	±2	4.4	±0.1	
Male	88	±1	1	1	8	33	58	±2	4.5	±0.1	
<b>TOTAL COAST GUARD</b>	89	±3	0	1	7	40	52	±3	4.4	±0.1	
Enlisted	89	±3	0	1	8	38	53	±3	4.4	±0.1	
E1 – E4	84	±6	0	1	13	36	50	±6	4.3	±0.1	
E1 – E3	72	±17	NR	NR	21	34	45	±12	4.2	±0.2	
E4	89	±4	0	1	10	37	51	±6	4.4	±0.1	
E5 – E9	91	±2	0	1	6	39	55	±3	4.5	±0.1	
E5 – E6	91	±2	0	1	6	39	53	±4	4.4	±0.1	
E7 – E9	93	±3	0	0	4	36	60	±5	4.6	±0.1	
Officers	89	±3	1	0	2	48	49	±6	4.4	±0.1	
O1 – O3	85	±6	1	1	1	51	46	±8	4.4	±0.2	
O4 – O6	88	±5	1	0	2	39	58	±8	4.5	±0.2	
Non-Hispanic White	89	±2	0	1	6	41	52	±3	4.4	±0.1	
Total Minority	86	±7	0	1	8	37	54	±5	4.4	±0.1	
Non-Hispanic Black	89	±6	NR	NR	7	35	58	±11	4.5	±0.2	
Hispanic	81	±15	0	0	9	36	55	±8	4.4	±0.2	
<b>COAST GUARD FEMALES</b>	83	±5	2	1	10	42	45	±7	4.3	±0.2	
Enlisted	84	±5	0	1	12	39	48	±7	4.3	±0.2	
E1 – E4	78	±10	NR	NR	19	42	38	±13	4.2	±0.2	
E5 – E9	87	±5	1	1	8	37	54	±8	4.4	±0.2	
Officers	79	±12	NR	NR	1	54	35	±14	4.1	±0.4	
O1 – O3	77	±15	NR	NR	1	NR	NR	±2	NR		
O4 – O6	80	±18	NR	0	3	37	NR	±15	NR		
<b>COAST GUARD MALES</b>	89	±3	0	1	7	40	53	±3	4.5	±0.1	
Enlisted	89	±3	0	1	8	38	54	±3	4.4	±0.1	
E1 – E4	85	±7	0	1	12	35	51	±6	4.4	±0.1	
E5 – E9	91	±2	0	1	5	39	55	±3	4.5	±0.1	
Officers	90	±3	0	0	2	47	51	±6	4.5	±0.1	
O1 – O3	87	±6	0	0	1	49	49	±9	4.5	±0.1	
O4 – O6	89	±5	0	0	2	39	59	±8	4.6	±0.1	

Note. Percent responding are Service members who answered the question and who have had sexual harassment training in the past 12 months (Q80).

NR: Not reportable

## 82. My Service's sexual harassment training...

### c. Identifies behaviors that are offensive to others and should not be tolerated.

1. Strongly disagree  
4. Agree

2. Disagree  
5. Strongly agree

3. Neither agree nor disagree

	Percent Responding		Percentages					Max ME	Average Agreement		
			1	2	3	4	5				
<b>TOTAL DOD</b>	87	±1	1	1	8	35	57	±2	4.5	±0.1	
Female	86	±2	0	1	7	38	54	±2	4.4	±0.1	
Male	88	±1	1	1	8	34	57	±2	4.5	±0.1	
<b>TOTAL COAST GUARD</b>	88	±3	0	0	7	41	52	±3	4.4	±0.1	
Enlisted	88	±3	0	0	8	39	52	±3	4.4	±0.1	
E1 – E4	84	±6	0	0	12	39	49	±6	4.4	±0.1	
E1 – E3	71	±17	1	NR	19	38	42	±12	4.2	±0.2	
E4	89	±4	0	0	9	39	51	±6	4.4	±0.1	
E5 – E9	91	±2	0	1	6	39	54	±3	4.5	±0.1	
E5 – E6	90	±2	0	1	6	39	53	±4	4.4	±0.1	
E7 – E9	93	±3	0	0	4	39	58	±5	4.5	±0.1	
Officers	88	±4	1	0	2	48	49	±6	4.4	±0.1	
O1 – O3	84	±6	1	0	1	50	48	±8	4.4	±0.1	
O4 – O6	87	±5	1	0	2	42	55	±8	4.5	±0.2	
Non-Hispanic White	89	±2	1	0	6	41	52	±3	4.4	±0.1	
Total Minority	85	±7	0	0	7	40	52	±5	4.4	±0.1	
Non-Hispanic Black	87	±7	NR	NR	6	42	52	±11	4.5	±0.2	
Hispanic	81	±15	0	0	6	39	54	±8	4.5	±0.1	
<b>COAST GUARD FEMALES</b>	82	±5	2	0	7	45	46	±7	4.3	±0.2	
Enlisted	83	±5	0	0	7	43	49	±7	4.4	±0.1	
E1 – E4	78	±10	NR	NR	13	47	39	±13	4.3	±0.2	
E5 – E9	87	±5	0	1	3	41	55	±8	4.5	±0.1	
Officers	79	±12	NR	0	4	51	34	±14	4.0	±0.4	
O1 – O3	77	±15	NR	NR	NR	NR	NR		NR		
O4 – O6	80	±18	NR	0	2	37	NR	±16	NR		
<b>COAST GUARD MALES</b>	89	±3	0	0	7	41	52	±3	4.4	±0.1	
Enlisted	89	±3	0	0	8	39	53	±3	4.4	±0.1	
E1 – E4	85	±7	0	0	11	38	50	±6	4.4	±0.1	
E5 – E9	91	±2	0	1	6	39	54	±3	4.5	±0.1	
Officers	89	±4	0	0	2	47	51	±6	4.5	±0.1	
O1 – O3	86	±6	0	0	0	49	51	±9	4.5	±0.1	
O4 – O6	88	±6	0	0	2	43	55	±8	4.5	±0.1	

Note. Percent responding are Service members who answered the question and who have had sexual harassment training in the past 12 months (Q80).  
NR: Not reportable

**82. My Service's sexual harassment training...****d. Gives useful tools for dealing with sexual harassment.**

1. Strongly disagree  
4. Agree

2. Disagree  
5. Strongly agree

3. Neither agree nor disagree

	Percent Responding		Percentages					Max ME	Average Agreement		
			1	2	3	4	5				
<b>TOTAL DOD</b>	87	±1	1	1	10	34	54	±2	4.4	±0.1	
Female	86	±2	1	2	10	36	50	±2	4.3	±0.1	
Male	87	±1	1	1	10	34	54	±2	4.4	±0.1	
<b>TOTAL COAST GUARD</b>	88	±3	1	1	9	41	48	±3	4.3	±0.1	
Enlisted	88	±3	0	1	10	39	49	±3	4.3	±0.1	
E1 – E4	84	±6	1	1	14	38	47	±6	4.3	±0.1	
E1 – E3	72	±17	1	NR	19	40	40	±12	4.2	±0.2	
E4	89	±4	1	1	12	37	49	±6	4.3	±0.1	
E5 – E9	91	±2	0	1	8	40	50	±3	4.4	±0.1	
E5 – E6	90	±2	0	2	9	39	50	±4	4.4	±0.1	
E7 – E9	92	±3	0	1	6	42	51	±5	4.4	±0.1	
Officers	89	±3	1	2	6	48	43	±6	4.3	±0.1	
O1 – O3	85	±6	1	3	4	52	40	±8	4.3	±0.2	
O4 – O6	88	±5	1	2	10	41	47	±8	4.3	±0.2	
Non-Hispanic White	89	±2	1	1	10	41	48	±3	4.3	±0.1	
Total Minority	86	±7	0	1	9	42	48	±5	4.4	±0.1	
Non-Hispanic Black	89	±6	NR	NR	10	39	50	±11	4.4	±0.2	
Hispanic	81	±15	1	3	7	40	49	±8	4.3	±0.2	
<b>COAST GUARD FEMALES</b>	82	±5	2	5	11	40	41	±7	4.1	±0.2	
Enlisted	82	±5	0	4	12	39	44	±7	4.2	±0.2	
E1 – E4	76	±10	NR	5	20	38	37	±14	4.1	±0.3	
E5 – E9	87	±5	0	4	7	40	49	±8	4.3	±0.2	
Officers	79	±12	NR	7	10	46	27	±15	3.7	±0.4	
O1 – O3	77	±15	NR	NR	NR	NR	NR		NR		
O4 – O6	80	±18	NR	2	NR	40	26	±16	NR		
<b>COAST GUARD MALES</b>	89	±3	0	1	9	41	49	±3	4.4	±0.1	
Enlisted	89	±3	0	1	10	39	50	±3	4.4	±0.1	
E1 – E4	85	±7	1	0	13	37	49	±6	4.3	±0.1	
E5 – E9	91	±2	0	1	9	40	50	±3	4.4	±0.1	
Officers	90	±3	0	2	6	48	45	±6	4.4	±0.1	
O1 – O3	87	±6	0	2	3	53	42	±9	4.4	±0.2	
O4 – O6	89	±5	0	2	9	41	49	±8	4.4	±0.2	

Note. Percent responding are Service members who answered the question and who have had sexual harassment training in the past 12 months (Q80).

NR: Not reportable

## 82. My Service's sexual harassment training...

### e. Explains the process for reporting sexual harassment.

1. Strongly disagree  
4. Agree

2. Disagree  
5. Strongly agree

3. Neither agree nor disagree

	Percent Responding		Percentages					Max ME	Average Agreement		
			1	2	3	4	5				
<b>TOTAL DOD</b>	87	±1	0	1	8	35	56	±2	4.4	±0.1	
Female	85	±2	0	2	8	38	52	±2	4.4	±0.1	
Male	87	±1	0	1	8	34	56	±2	4.4	±0.1	
<b>TOTAL COAST GUARD</b>	88	±3	0	0	8	42	49	±3	4.4	±0.1	
Enlisted	88	±3	0	0	9	40	51	±3	4.4	±0.1	
E1 – E4	83	±6	0	0	14	38	47	±6	4.3	±0.1	
E1 – E3	70	±17	1	NR	20	42	37	±12	4.1	±0.2	
E4	88	±4	0	0	12	37	50	±6	4.4	±0.1	
E5 – E9	91	±2	0	0	6	40	53	±3	4.4	±0.1	
E5 – E6	90	±2	0	0	7	41	51	±4	4.4	±0.1	
E7 – E9	92	±3	0	0	3	38	58	±5	4.5	±0.1	
Officers	88	±4	1	1	3	52	44	±6	4.4	±0.1	
O1 – O3	83	±6	1	2	3	52	42	±8	4.3	±0.2	
O4 – O6	88	±5	1	0	2	47	49	±8	4.4	±0.2	
Non-Hispanic White	89	±2	1	0	7	42	50	±3	4.4	±0.1	
Total Minority	84	±7	0	0	9	42	49	±5	4.4	±0.1	
Non-Hispanic Black	83	±8	NR	NR	11	31	57	±11	4.5	±0.2	
Hispanic	80	±15	0	1	8	42	49	±8	4.4	±0.2	
<b>COAST GUARD FEMALES</b>	82	±5	1	2	9	45	42	±7	4.3	±0.2	
Enlisted	83	±5	0	1	11	43	45	±7	4.3	±0.1	
E1 – E4	76	±10	NR	NR	18	43	37	±13	4.2	±0.3	
E5 – E9	87	±5	0	1	6	43	50	±8	4.4	±0.1	
Officers	79	±12	NR	NR	2	53	32	±14	4.0	±0.4	
O1 – O3	77	±15	NR	NR	1	NR	NR	±2	NR		
O4 – O6	80	±18	NR	1	2	39	NR	±16	NR		
<b>COAST GUARD MALES</b>	89	±3	0	0	7	42	50	±3	4.4	±0.1	
Enlisted	88	±3	0	0	9	39	52	±3	4.4	±0.1	
E1 – E4	84	±7	0	0	14	37	49	±6	4.3	±0.1	
E5 – E9	91	±2	0	0	6	40	53	±3	4.5	±0.1	
Officers	89	±4	0	0	3	52	46	±6	4.4	±0.1	
O1 – O3	85	±7	0	0	4	52	44	±9	4.4	±0.2	
O4 – O6	88	±5	0	0	2	48	50	±8	4.5	±0.1	

Note. Percent responding are Service members who answered the question and who have had sexual harassment training in the past 12 months (Q80).  
NR: Not reportable

**82. My Service's sexual harassment training...****f. Makes me feel it is safe to complain about unwanted sex-related attention.**

1. Strongly disagree  
4. Agree

2. Disagree  
5. Strongly agree

3. Neither agree nor disagree

	Percent Responding		Percentages					Max ME	Average Agreement		
			1	2	3	4	5				
<b>TOTAL DOD</b>	87	±1	1	2	13	32	51	±2	4.3	±0.1	
Female	86	±2	1	6	18	33	41	±2	4.1	±0.1	
Male	87	±1	1	1	13	32	53	±2	4.3	±0.1	
<b>TOTAL COAST GUARD</b>	88	±3	1	2	11	38	47	±3	4.3	±0.1	
Enlisted	88	±3	1	2	13	37	48	±3	4.3	±0.1	
E1 – E4	84	±6	1	1	18	35	45	±6	4.2	±0.1	
E1 – E3	72	±17	NR	1	26	38	36	±12	4.1	±0.2	
E4	88	±4	1	1	16	34	48	±6	4.3	±0.1	
E5 – E9	90	±2	1	2	10	38	49	±3	4.3	±0.1	
E5 – E6	90	±2	1	2	11	38	48	±4	4.3	±0.1	
E7 – E9	93	±3	0	2	7	37	53	±5	4.4	±0.1	
Officers	88	±4	1	2	7	45	45	±6	4.3	±0.1	
O1 – O3	85	±6	1	3	4	49	44	±8	4.3	±0.2	
O4 – O6	88	±5	1	1	9	39	49	±8	4.3	±0.2	
Non-Hispanic White	89	±2	1	2	11	39	47	±3	4.3	±0.1	
Total Minority	85	±7	1	2	12	36	49	±5	4.3	±0.1	
Non-Hispanic Black	89	±6	2	0	20	27	51	±11	4.3	±0.2	
Hispanic	81	±15	0	4	11	35	50	±8	4.3	±0.2	
<b>COAST GUARD FEMALES</b>	82	±5	5	7	19	38	32	±7	3.9	±0.2	
Enlisted	83	±5	3	7	20	35	35	±7	3.9	±0.2	
E1 – E4	78	±10	5	3	28	41	23	±14	3.8	±0.3	
E5 – E9	87	±5	2	10	15	31	42	±9	4.0	±0.2	
Officers	79	±12	NR	8	14	49	19	±14	3.6	±0.4	
O1 – O3	77	±15	NR	NR	10	NR	18	±16	NR		
O4 – O6	80	±18	NR	4	NR	31	23	±14	NR		
<b>COAST GUARD MALES</b>	89	±3	1	1	11	38	49	±3	4.3	±0.1	
Enlisted	89	±3	1	1	12	37	49	±3	4.3	±0.1	
E1 – E4	85	±7	0	1	17	34	48	±6	4.3	±0.1	
E5 – E9	91	±2	1	1	9	38	50	±3	4.4	±0.1	
Officers	90	±4	0	2	6	44	48	±6	4.4	±0.1	
O1 – O3	87	±6	0	2	3	47	49	±9	4.4	±0.2	
O4 – O6	89	±5	0	1	7	40	51	±8	4.4	±0.2	

Note. Percent responding are Service members who answered the question and who have had sexual harassment training in the past 12 months (Q80).

NR: Not reportable

## 82. My Service's sexual harassment training...

### g. Provides information about policies, procedures, and consequences of sexual harassment.

1. Strongly disagree  
4. Agree

2. Disagree  
5. Strongly agree

3. Neither agree nor disagree

	Percent Responding		Percentages					Max ME	Average Agreement		
			1	2	3	4	5				
<b>TOTAL DOD</b>	87	±1	0	1	9	35	56	±2	4.4	±0.1	
Female	86	±2	0	1	9	39	50	±2	4.4	±0.1	
Male	87	±1	0	1	9	34	57	±2	4.5	±0.1	
<b>TOTAL COAST GUARD</b>	88	±3	0	1	7	41	51	±3	4.4	±0.1	
Enlisted	88	±3	0	1	8	39	52	±3	4.4	±0.1	
E1 – E4	84	±6	0	0	13	38	48	±6	4.3	±0.1	
E1 – E3	72	±17	1	NR	18	40	42	±12	4.2	±0.2	
E4	89	±4	0	1	11	37	51	±6	4.4	±0.1	
E5 – E9	90	±2	0	1	5	39	54	±3	4.5	±0.1	
E5 – E6	90	±2	0	1	6	40	53	±4	4.4	±0.1	
E7 – E9	92	±3	0	0	3	38	59	±5	4.6	±0.1	
Officers	89	±3	1	1	3	49	47	±6	4.4	±0.1	
O1 – O3	85	±6	0	2	3	51	45	±8	4.4	±0.2	
O4 – O6	88	±5	1	0	2	45	52	±8	4.5	±0.2	
Non-Hispanic White	89	±2	1	1	7	41	51	±3	4.4	±0.1	
Total Minority	85	±7	0	0	7	40	52	±5	4.4	±0.1	
Non-Hispanic Black	88	±6	NR	NR	7	38	55	±11	4.5	±0.2	
Hispanic	82	±15	0	1	9	36	54	±8	4.4	±0.2	
<b>COAST GUARD FEMALES</b>	82	±5	2	3	7	45	42	±7	4.2	±0.2	
Enlisted	83	±5	1	2	8	42	46	±7	4.3	±0.2	
E1 – E4	78	±10	NR	NR	16	47	33	±13	4.1	±0.3	
E5 – E9	87	±5	1	3	4	38	55	±8	4.4	±0.2	
Officers	79	±12	NR	NR	1	58	27	±15	3.9	±0.4	
O1 – O3	76	±15	NR	NR	1	NR	21	±15	NR		
O4 – O6	80	±18	NR	1	1	39	NR	±16	NR		
<b>COAST GUARD MALES</b>	89	±3	0	0	7	40	52	±3	4.4	±0.1	
Enlisted	89	±3	0	0	8	39	53	±3	4.4	±0.1	
E1 – E4	85	±7	0	0	12	37	51	±6	4.4	±0.1	
E5 – E9	91	±2	0	0	5	40	54	±3	4.5	±0.1	
Officers	90	±4	0	0	3	48	49	±6	4.5	±0.1	
O1 – O3	87	±6	0	1	3	47	49	±9	4.4	±0.2	
O4 – O6	89	±5	0	0	2	45	53	±8	4.5	±0.1	

Note. Percent responding are Service members who answered the question and who have had sexual harassment training in the past 12 months (Q80).  
NR: Not reportable

**83. In your opinion, how effective was the training you received in actually reducing/preventing behaviors that might be seen as sexual harassment?**

1. Not at all effective

2. Slightly effective

3. Moderately effective

































4. Very effective

	Percent Responding		Percentages				Max ME	Average Effectiveness of Training		
			1	2	3	4				
<b>TOTAL DOD</b>	88	±1	5	12	40	43	±2	3.2	±0.1	
Female	86	±2	6	17	42	35	±2	3.1	±0.1	
Male	88	±1	5	11	39	44	±2	3.2	±0.1	
<b>TOTAL COAST GUARD</b>	89	±3	4	14	44	38	±3	3.2	±0.1	
Enlisted	88	±3	5	14	41	41	±3	3.2	±0.1	
E1 – E4	84	±6	5	12	38	44	±6	3.2	±0.1	
E1 – E3	72	±17	4	11	36	49	±12	3.3	±0.2	
E4	89	±4	6	12	39	43	±6	3.2	±0.1	
E5 – E9	91	±2	4	14	43	39	±3	3.2	±0.1	
E5 – E6	90	±2	5	15	42	39	±4	3.1	±0.1	
E7 – E9	93	±3	2	13	45	40	±5	3.2	±0.1	
Officers	89	±3	3	16	54	27	±6	3.0	±0.1	
O1 – O3	85	±6	5	19	53	23	±8	2.9	±0.2	
O4 – O6	88	±5	3	15	52	30	±8	3.1	±0.2	
Non-Hispanic White	89	±2	4	14	46	36	±3	3.1	±0.1	
Total Minority	86	±7	5	15	37	43	±5	3.2	±0.1	
Non-Hispanic Black	89	±6	5	13	36	45	±11	3.2	±0.2	
Hispanic	82	±15	3	11	37	49	±8	3.3	±0.2	
<b>COAST GUARD FEMALES</b>	82	±5	10	18	43	30	±7	2.9	±0.2	
Enlisted	83	±5	8	18	43	31	±8	3.0	±0.2	
E1 – E4	75	±10	8	12	52	28	±14	3.0	±0.3	
E5 – E9	88	±5	9	21	37	33	±9	2.9	±0.2	
Officers	79	±12	14	18	44	24	±16	2.8	±0.3	
O1 – O3	77	±15	NR	15	NR	NR	±16	NR		
O4 – O6	80	±18	NR	15	36	NR	±15	NR		
<b>COAST GUARD MALES</b>	89	±3	4	14	44	39	±3	3.2	±0.1	
Enlisted	89	±3	4	13	41	42	±3	3.2	±0.1	
E1 – E4	85	±7	5	12	36	47	±6	3.2	±0.1	
E5 – E9	91	±2	4	13	43	40	±3	3.2	±0.1	
Officers	90	±3	2	16	55	27	±6	3.1	±0.1	
O1 – O3	87	±6	3	19	54	23	±9	3.0	±0.2	
O4 – O6	89	±5	2	15	53	30	±8	3.1	±0.2	

Note. Percent responding are Service members who answered the question and who have had sexual harassment training in the past 12 months (Q80).

NR: Not reportable

**84. Have you had any military training during the past 12 months on topics related to sexual assault?**

	Percent Responding		Percentages	Max ME	Percentage Reporting Yes
			Yes		
<b>TOTAL DOD</b>	95	±1	89	±1	
Female	93	±1	89	±1	
Male	95	±1	89	±1	
<b>TOTAL COAST GUARD</b>	95	±2	85	±2	
Enlisted	94	±3	85	±2	
E1 – E4	90	±7	84	±4	
E1 – E3	80	±19	85	±9	
E4	95	±3	83	±5	
E5 – E9	97	±1	86	±2	
E5 – E6	96	±2	86	±3	
E7 – E9	98	±2	86	±4	
Officers	99	±1	82	±4	
O1 – O3	100	±1	79	±7	
O4 – O6	98	±3	83	±6	
Non-Hispanic White	96	±2	85	±2	
Total Minority	92	±8	82	±4	
Non-Hispanic Black	96	±4	83	±9	
Hispanic	88	±16	79	±7	
<b>COAST GUARD FEMALES</b>	93	±4	82	±5	
Enlisted	92	±4	85	±5	
E1 – E4	86	±9	83	±12	
E5 – E9	97	±3	86	±5	
Officers	97	±6	73	±13	
O1 – O3	100	±1	70	±17	
O4 – O6	89	±19	78	±10	
<b>COAST GUARD MALES</b>	96	±3	85	±2	
Enlisted	95	±3	85	±2	
E1 – E4	91	±7	84	±5	
E5 – E9	97	±2	86	±3	
Officers	99	±1	83	±5	
O1 – O3	100	±1	81	±8	
O4 – O6	99	±3	83	±7	

Note. Percent responding are Service members who answered the question.



**85. In the past 12 months, how many times have you had military training on topics related to sexual assault?**

1. Not trained

2. Trained once

3. Trained twice

4. Trained three times

5. Trained four times

6. Trained five times or more

	Percent Responding		Percentages						Max ME	Average Times Trained		
			1	2	3	4	5	6				
<b>TOTAL DOD</b>	94	±1	11	19	26	14	11	18	±1	3.2	±0.1	
Female	93	±1	11	23	26	14	10	17	±2	3.0	±0.1	
Male	94	±1	11	19	26	14	12	19	±2	3.2	±0.1	
<b>TOTAL COAST GUARD</b>	94	±2	16	40	30	7	3	4	±3	1.8	±0.1	
Enlisted	93	±3	15	37	33	7	3	4	±3	1.9	±0.1	
E1 – E4	89	±7	16	31	33	8	6	6	±5	2.1	±0.2	
E1 – E3	80	±19	15	33	35	6	4	8	±11	2.2	±0.4	
E4	93	±3	17	30	32	9	6	6	±6	2.1	±0.2	
E5 – E9	96	±2	14	41	33	7	2	3	±3	1.8	±0.1	
E5 – E6	95	±2	14	39	34	7	2	3	±4	1.8	±0.1	
E7 – E9	98	±2	15	47	29	5	2	2	±5	1.6	±0.1	
Officers	98	±2	18	52	21	5	2	2	±5	1.6	±0.2	
O1 – O3	99	±2	21	47	22	6	3	1	±8	1.6	±0.2	
O4 – O6	96	±3	17	54	21	4	1	2	±7	1.5	±0.2	
Non-Hispanic White	95	±2	15	42	31	7	3	3	±3	1.8	±0.1	
Total Minority	91	±8	19	37	28	6	5	6	±5	2.0	±0.2	
Non-Hispanic Black	96	±4	17	39	25	6	7	6	±10	2.1	±0.4	
Hispanic	87	±15	22	37	29	5	3	4	±8	1.9	±0.2	
<b>COAST GUARD FEMALES</b>	92	±4	18	45	23	9	1	4	±6	1.8	±0.2	
Enlisted	90	±4	15	42	26	11	1	5	±7	1.9	±0.2	
E1 – E4	85	±9	18	39	27	9	NR	8	±13	2.0	±0.4	
E5 – E9	94	±4	14	45	26	12	1	2	±10	1.8	±0.3	
Officers	97	±6	27	56	11	NR	NR	0	±13	1.4	±0.3	
O1 – O3	100	±1	30	NR	8	NR	NR	0	±17	NR		
O4 – O6	89	±19	22	NR	NR	3	0	1	±10	1.4	±0.3	
<b>COAST GUARD MALES</b>	95	±3	15	40	31	6	3	4	±3	1.8	±0.1	
Enlisted	94	±3	15	37	34	7	4	4	±3	1.9	±0.1	
E1 – E4	90	±7	16	30	34	8	7	6	±6	2.2	±0.2	
E5 – E9	96	±2	14	40	34	6	2	3	±3	1.8	±0.1	
Officers	99	±2	17	51	22	5	2	2	±6	1.6	±0.2	
O1 – O3	99	±2	19	46	25	6	3	2	±9	1.6	±0.2	
O4 – O6	97	±3	17	55	21	4	2	2	±8	1.5	±0.2	

Note. Percent responding are Service members who answered the question. Service members who have not had sexual assault training are included in the "Not trained" category (Q84). Average is of those who have had training.

NR: Not reportable

**86. My Service's sexual assault training...**
**a. Provides a good understanding of what actions are considered sexual assault.**

1. Strongly disagree  
4. Agree

2. Disagree  
5. Strongly agree

3. Neither agree nor disagree

	Percent Responding		Percentages					Max ME	Average Agreement		
			1	2	3	4	5				
<b>TOTAL DOD</b>	83	±1	0	0	7	34	58	±2	4.5	±0.1	
Female	82	±2	0	1	7	37	56	±2	4.5	±0.1	
Male	83	±1	0	0	7	34	59	±2	4.5	±0.1	
<b>TOTAL COAST GUARD</b>	80	±3	0	0	6	41	53	±3	4.5	±0.1	
Enlisted	79	±3	0	0	7	39	54	±3	4.5	±0.1	
E1 – E4	75	±6	0	0	9	41	50	±6	4.4	±0.1	
E1 – E3	68	±17	NR	NR	16	45	39	±12	4.2	±0.2	
E4	78	±5	0	1	7	39	53	±6	4.5	±0.1	
E5 – E9	82	±3	0	0	5	39	56	±3	4.5	±0.1	
E5 – E6	81	±3	0	0	5	39	55	±4	4.5	±0.1	
E7 – E9	83	±4	0	0	3	38	59	±6	4.6	±0.1	
Officers	81	±4	1	0	2	45	52	±6	4.5	±0.1	
O1 – O3	78	±7	0	0	2	47	51	±9	4.5	±0.1	
O4 – O6	80	±6	1	0	1	42	55	±8	4.5	±0.2	
Non-Hispanic White	81	±2	0	0	5	41	53	±3	4.5	±0.1	
Total Minority	75	±7	0	0	7	40	53	±6	4.4	±0.1	
Non-Hispanic Black	79	±8	1	NR	6	35	58	±12	4.5	±0.2	
Hispanic	69	±13	0	1	8	39	52	±9	4.4	±0.2	
<b>COAST GUARD FEMALES</b>	74	±5	2	1	6	43	49	±7	4.4	±0.2	
Enlisted	75	±6	0	1	7	42	50	±8	4.4	±0.1	
E1 – E4	69	±11	NR	NR	7	53	38	±14	4.3	±0.2	
E5 – E9	80	±6	0	0	8	35	57	±9	4.5	±0.2	
Officers	71	±12	NR	0	0	45	46	±16	NR		
O1 – O3	70	±16	NR	NR	0	NR	NR	±1	NR		
O4 – O6	69	±18	NR	1	1	34	NR	±17	NR		
<b>COAST GUARD MALES</b>	80	±3	0	0	6	40	54	±3	4.5	±0.1	
Enlisted	80	±3	0	0	6	39	54	±3	4.5	±0.1	
E1 – E4	76	±7	0	0	10	39	51	±6	4.4	±0.1	
E5 – E9	82	±3	0	0	5	39	56	±4	4.5	±0.1	
Officers	82	±4	0	0	2	45	52	±6	4.5	±0.1	
O1 – O3	80	±7	0	0	2	47	51	±10	4.5	±0.1	
O4 – O6	81	±6	0	0	1	43	56	±9	4.5	±0.1	

Note. Percent responding are Service members who answered the question and who have had sexual assault training in the past 12 months (Q84).

NR: Not reportable

**86. My Service's sexual assault training...****b. Teaches how to avoid situations that might increase the risk of sexual assault.**

1. Strongly disagree  
4. Agree

2. Disagree  
5. Strongly agree

3. Neither agree nor disagree

	Percent Responding		Percentages					Max ME	Average Agreement		
			1	2	3	4	5				
<b>TOTAL DOD</b>	83	±1	0	1	8	35	56	±2	4.5	±0.1	
Female	82	±2	0	1	8	37	54	±2	4.4	±0.1	
Male	83	±1	0	1	8	35	57	±2	4.5	±0.1	
<b>TOTAL COAST GUARD</b>	79	±3	0	1	8	42	49	±3	4.4	±0.1	
Enlisted	79	±3	0	1	8	40	51	±3	4.4	±0.1	
E1 – E4	75	±6	0	1	10	42	47	±6	4.4	±0.1	
E1 – E3	67	±17	NR	NR	17	47	35	±12	4.1	±0.2	
E4	78	±5	0	1	8	40	52	±6	4.4	±0.1	
E5 – E9	82	±3	0	1	7	39	52	±3	4.4	±0.1	
E5 – E6	81	±3	0	1	7	39	52	±4	4.4	±0.1	
E7 – E9	83	±4	0	1	6	40	53	±6	4.5	±0.1	
Officers	81	±4	1	1	6	48	44	±6	4.3	±0.1	
O1 – O3	78	±7	1	1	4	49	45	±9	4.4	±0.1	
O4 – O6	80	±6	2	2	6	43	46	±8	4.3	±0.2	
Non-Hispanic White	81	±2	0	1	8	42	50	±3	4.4	±0.1	
Total Minority	75	±7	1	1	8	42	48	±6	4.4	±0.1	
Non-Hispanic Black	79	±8	2	1	9	36	52	±12	4.4	±0.2	
Hispanic	68	±13	0	3	9	40	48	±9	4.3	±0.2	
<b>COAST GUARD FEMALES</b>	74	±5	1	2	10	42	44	±7	4.3	±0.2	
Enlisted	75	±6	0	3	11	40	46	±8	4.3	±0.2	
E1 – E4	67	±11	NR	NR	11	51	35	±14	4.2	±0.3	
E5 – E9	80	±6	1	3	11	33	53	±9	4.3	±0.2	
Officers	71	±12	NR	1	10	NR	35	±16	4.1	±0.4	
O1 – O3	70	±16	NR	2	NR	NR	NR	±2	4.3	±0.3	
O4 – O6	69	±18	NR	2	NR	37	26	±18	NR		
<b>COAST GUARD MALES</b>	80	±3	0	1	7	42	50	±3	4.4	±0.1	
Enlisted	80	±3	0	1	8	40	51	±3	4.4	±0.1	
E1 – E4	76	±7	0	1	10	40	49	±6	4.4	±0.1	
E5 – E9	82	±3	0	1	7	40	52	±4	4.4	±0.1	
Officers	82	±4	1	1	5	48	46	±6	4.4	±0.1	
O1 – O3	80	±7	1	1	4	50	46	±10	4.4	±0.2	
O4 – O6	81	±6	NR	2	5	44	48	±9	4.3	±0.2	

Note. Percent responding are Service members who answered the question and who have had sexual assault training in the past 12 months (Q84).

NR: Not reportable

**86. My Service's sexual assault training...**
**c. Teaches how to obtain medical care following a sexual assault.**

1. Strongly disagree  
4. Agree

2. Disagree  
5. Strongly agree

3. Neither agree nor disagree

	Percent Responding		Percentages					Max ME	Average Agreement		
			1	2	3	4	5				
<b>TOTAL DOD</b>	83	±1	0	1	8	35	55	±2	4.4	±0.1	
Female	82	±2	0	1	8	36	54	±2	4.4	±0.1	
Male	83	±1	0	1	8	35	56	±2	4.4	±0.1	
<b>TOTAL COAST GUARD</b>	79	±3	0	2	10	40	47	±3	4.3	±0.1	
Enlisted	79	±3	0	2	11	39	48	±3	4.3	±0.1	
E1 – E4	75	±6	0	1	12	39	48	±6	4.3	±0.1	
E1 – E3	68	±17	NR	NR	20	43	36	±12	4.2	±0.2	
E4	78	±5	0	1	10	37	52	±6	4.4	±0.1	
E5 – E9	81	±3	0	2	10	39	48	±3	4.3	±0.1	
E5 – E6	81	±3	0	2	10	39	48	±4	4.3	±0.1	
E7 – E9	83	±4	0	2	9	40	48	±6	4.3	±0.1	
Officers	81	±4	1	3	9	45	41	±6	4.2	±0.1	
O1 – O3	78	±7	0	2	9	47	42	±9	4.3	±0.2	
O4 – O6	80	±6	1	6	11	41	41	±8	4.1	±0.2	
Non-Hispanic White	81	±2	0	2	10	41	47	±3	4.3	±0.1	
Total Minority	75	±7	1	3	12	38	47	±6	4.3	±0.1	
Non-Hispanic Black	79	±8	2	3	10	36	49	±12	4.3	±0.2	
Hispanic	69	±13	0	2	11	40	47	±9	4.3	±0.2	
<b>COAST GUARD FEMALES</b>	75	±5	1	6	10	41	42	±7	4.2	±0.2	
Enlisted	76	±6	1	4	9	43	43	±8	4.2	±0.2	
E1 – E4	69	±11	NR	5	7	53	36	±14	4.2	±0.3	
E5 – E9	80	±6	1	4	11	37	47	±9	4.3	±0.2	
Officers	71	±12	NR	14	13	33	36	±17	3.8	±0.5	
O1 – O3	70	±16	NR	NR	NR	NR	NR		NR		
O4 – O6	69	±18	NR	NR	5	35	24	±17	NR		
<b>COAST GUARD MALES</b>	80	±3	0	2	11	40	47	±3	4.3	±0.1	
Enlisted	80	±3	0	2	11	39	49	±3	4.3	±0.1	
E1 – E4	76	±7	0	0	13	37	49	±6	4.4	±0.1	
E5 – E9	82	±3	0	2	10	40	48	±4	4.3	±0.1	
Officers	82	±4	0	2	9	47	42	±6	4.3	±0.1	
O1 – O3	80	±7	0	1	7	50	41	±10	4.3	±0.2	
O4 – O6	81	±6	0	4	12	41	42	±9	4.2	±0.2	

Note. Percent responding are Service members who answered the question and who have had sexual assault training in the past 12 months (Q84).

NR: Not reportable

**86. My Service's sexual assault training...****d. Explains the role of the chain-of-command in handling sexual assaults.**

1. Strongly disagree  
4. Agree

2. Disagree  
5. Strongly agree

3. Neither agree nor disagree

	Percent Responding		Percentages					Max ME	Average Agreement		
			1	2	3	4	5				
<b>TOTAL DOD</b>	83	±1	0	1	8	35	56	±2	4.5	±0.1	
Female	82	±2	0	2	9	36	52	±2	4.4	±0.1	
Male	83	±1	0	1	8	35	57	±2	4.5	±0.1	
<b>TOTAL COAST GUARD</b>	79	±3	0	1	7	43	49	±3	4.4	±0.1	
Enlisted	79	±3	0	1	8	41	51	±3	4.4	±0.1	
E1 – E4	75	±6	0	0	10	41	49	±6	4.4	±0.1	
E1 – E3	67	±17	NR	NR	16	46	38	±12	4.2	±0.2	
E4	78	±5	0	1	8	39	52	±6	4.4	±0.1	
E5 – E9	81	±3	0	1	7	40	52	±3	4.4	±0.1	
E5 – E6	81	±3	0	1	7	41	51	±4	4.4	±0.1	
E7 – E9	83	±4	0	1	5	40	55	±6	4.5	±0.1	
Officers	81	±4	0	1	3	51	44	±6	4.4	±0.1	
O1 – O3	78	±7	0	2	2	52	44	±9	4.4	±0.1	
O4 – O6	80	±6	1	1	4	48	45	±8	4.4	±0.2	
Non-Hispanic White	81	±2	0	1	7	43	49	±3	4.4	±0.1	
Total Minority	74	±7	0	1	8	41	50	±6	4.4	±0.1	
Non-Hispanic Black	79	±8	1	NR	7	39	54	±12	4.4	±0.2	
Hispanic	68	±13	0	2	9	42	48	±9	4.3	±0.2	
<b>COAST GUARD FEMALES</b>	75	±5	1	3	7	47	42	±7	4.3	±0.2	
Enlisted	76	±6	0	2	9	46	44	±8	4.3	±0.1	
E1 – E4	69	±11	NR	NR	9	55	35	±14	4.2	±0.2	
E5 – E9	80	±6	0	2	9	41	49	±9	4.4	±0.2	
Officers	71	±12	NR	NR	2	NR	35	±16	4.0	±0.4	
O1 – O3	70	±16	NR	NR	2	NR	NR	±2	NR		
O4 – O6	69	±18	NR	3	4	NR	27	±14	NR		
<b>COAST GUARD MALES</b>	80	±3	0	1	7	42	50	±3	4.4	±0.1	
Enlisted	80	±3	0	1	8	40	52	±3	4.4	±0.1	
E1 – E4	76	±7	0	0	10	39	51	±6	4.4	±0.1	
E5 – E9	82	±3	0	1	6	40	52	±4	4.4	±0.1	
Officers	82	±4	0	1	3	51	45	±6	4.4	±0.1	
O1 – O3	80	±7	0	1	2	53	44	±10	4.4	±0.2	
O4 – O6	81	±6	0	1	4	48	47	±9	4.4	±0.1	

Note. Percent responding are Service members who answered the question and who have had sexual assault training in the past 12 months (Q84).

NR: Not reportable

**86. My Service's sexual assault training...**
**e. Explains the reporting options available if a sexual assault occurs.**

1. Strongly disagree  
4. Agree

2. Disagree  
5. Strongly agree

3. Neither agree nor disagree

	Percent Responding		Percentages					Max ME	Average Agreement		
			1	2	3	4	5				
<b>TOTAL DOD</b>	82	±1	0	1	8	35	56	±2	4.5	±0.1	
Female	81	±2	0	1	8	37	54	±2	4.4	±0.1	
Male	83	±1	0	1	8	35	57	±2	4.5	±0.1	
<b>TOTAL COAST GUARD</b>	78	±3	0	1	8	41	49	±3	4.4	±0.1	
Enlisted	78	±3	0	1	9	40	50	±3	4.4	±0.1	
E1 – E4	73	±6	0	0	12	39	48	±6	4.3	±0.1	
E1 – E3	65	±17	NR	NR	18	46	35	±12	4.2	±0.2	
E4	76	±5	0	1	10	37	52	±6	4.4	±0.1	
E5 – E9	81	±3	0	1	8	40	52	±3	4.4	±0.1	
E5 – E6	81	±3	0	1	9	39	51	±4	4.4	±0.1	
E7 – E9	82	±4	0	1	4	42	52	±6	4.5	±0.1	
Officers	80	±4	0	1	5	48	45	±6	4.4	±0.1	
O1 – O3	77	±7	0	2	4	50	45	±9	4.4	±0.2	
O4 – O6	79	±6	1	1	5	48	45	±8	4.3	±0.2	
Non-Hispanic White	80	±2	0	1	8	41	50	±3	4.4	±0.1	
Total Minority	72	±7	0	1	9	42	49	±6	4.4	±0.1	
Non-Hispanic Black	79	±8	1	1	7	40	52	±12	4.4	±0.2	
Hispanic	66	±13	0	2	11	40	48	±9	4.3	±0.2	
<b>COAST GUARD FEMALES</b>	74	±5	1	3	11	43	42	±7	4.2	±0.2	
Enlisted	75	±6	0	2	12	41	45	±8	4.3	±0.2	
E1 – E4	69	±11	NR	NR	15	46	36	±14	4.2	±0.3	
E5 – E9	79	±6	0	2	10	38	50	±9	4.4	±0.2	
Officers	70	±12	NR	NR	7	47	33	±16	4.0	±0.4	
O1 – O3	68	±16	NR	NR	2	NR	NR	±2	NR		
O4 – O6	68	±18	NR	2	NR	35	26	±17	NR		
<b>COAST GUARD MALES</b>	79	±3	0	0	8	41	50	±3	4.4	±0.1	
Enlisted	78	±3	0	0	9	39	51	±3	4.4	±0.1	
E1 – E4	74	±7	0	0	12	38	49	±6	4.4	±0.1	
E5 – E9	81	±3	0	1	7	40	52	±4	4.4	±0.1	
Officers	81	±4	0	1	4	48	47	±6	4.4	±0.1	
O1 – O3	79	±7	0	1	4	49	46	±10	4.4	±0.2	
O4 – O6	80	±6	0	0	4	49	47	±9	4.4	±0.1	

Note. Percent responding are Service members who answered the question and who have had sexual assault training in the past 12 months (Q84).  
NR: Not reportable

**86. My Service's sexual assault training...****f. Identifies the points of contact for reporting sexual assault (e.g., SARC, Victim Advocate).**

1. Strongly disagree  
4. Agree

2. Disagree  
5. Strongly agree

3. Neither agree nor disagree

	Percent Responding		Percentages					Max ME	Average Agreement		
			1	2	3	4	5				
<b>TOTAL DOD</b>	83	±1	0	1	8	34	57	±2	4.5	±0.1	
Female	81	±2	0	2	8	35	55	±2	4.4	±0.1	
Male	83	±1	0	1	8	34	57	±2	4.5	±0.1	
<b>TOTAL COAST GUARD</b>	79	±3	0	1	10	41	47	±3	4.3	±0.1	
Enlisted	79	±3	0	1	11	39	48	±3	4.3	±0.1	
E1 – E4	75	±6	0	1	15	36	47	±6	4.3	±0.1	
E1 – E3	66	±17	NR	NR	25	40	33	±12	4.0	±0.2	
E4	78	±5	0	1	12	35	52	±6	4.4	±0.1	
E5 – E9	81	±3	0	1	9	40	49	±3	4.4	±0.1	
E5 – E6	81	±3	0	1	10	40	49	±4	4.4	±0.1	
E7 – E9	83	±4	0	1	6	42	50	±6	4.4	±0.1	
Officers	80	±4	0	2	7	48	43	±6	4.3	±0.1	
O1 – O3	78	±7	0	1	6	48	44	±9	4.4	±0.2	
O4 – O6	80	±6	1	2	9	46	41	±8	4.2	±0.2	
Non-Hispanic White	81	±2	0	1	10	41	47	±3	4.3	±0.1	
Total Minority	74	±7	0	2	11	39	47	±6	4.3	±0.1	
Non-Hispanic Black	79	±8	1	1	13	33	51	±12	4.3	±0.2	
Hispanic	67	±13	0	3	12	41	44	±9	4.3	±0.2	
<b>COAST GUARD FEMALES</b>	74	±5	2	4	12	40	43	±7	4.2	±0.2	
Enlisted	75	±6	1	3	11	41	44	±8	4.2	±0.2	
E1 – E4	68	±11	NR	5	14	43	39	±14	4.2	±0.3	
E5 – E9	80	±6	2	3	9	39	47	±9	4.3	±0.2	
Officers	69	±12	NR	NR	NR	37	39	±16	4.0	±0.4	
O1 – O3	66	±16	0	0	NR	NR	NR	±1	NR		
O4 – O6	69	±18	NR	2	NR	36	25	±17	NR		
<b>COAST GUARD MALES</b>	80	±3	0	1	10	41	48	±3	4.4	±0.1	
Enlisted	79	±3	0	1	11	39	49	±3	4.4	±0.1	
E1 – E4	76	±7	0	1	15	36	48	±6	4.3	±0.1	
E5 – E9	81	±3	0	1	9	41	49	±4	4.4	±0.1	
Officers	82	±4	0	1	6	50	43	±6	4.3	±0.1	
O1 – O3	80	±7	0	1	5	50	43	±10	4.4	±0.2	
O4 – O6	81	±6	0	2	8	47	43	±9	4.3	±0.2	

Note. Percent responding are Service members who answered the question and who have had sexual assault training in the past 12 months (Q84).

NR: Not reportable

**86. My Service's sexual assault training...**
**g. Explains how sexual assault is a mission readiness problem.**

1. Strongly disagree  
4. Agree

2. Disagree  
5. Strongly agree

3. Neither agree nor disagree

	Percent Responding		Percentages					Max ME	Average Agreement		
			1	2	3	4	5				
<b>TOTAL DOD</b>	83	±1	0	1	9	34	57	±2	4.5	±0.1	
Female	82	±2	0	2	9	36	54	±2	4.4	±0.1	
Male	83	±1	0	1	9	34	57	±2	4.5	±0.1	
<b>TOTAL COAST GUARD</b>	79	±3	0	1	9	40	49	±3	4.4	±0.1	
Enlisted	79	±3	0	1	10	39	50	±3	4.4	±0.1	
E1 – E4	75	±6	0	1	14	37	48	±6	4.3	±0.1	
E1 – E3	67	±17	NR	NR	20	44	36	±12	4.2	±0.2	
E4	78	±5	0	1	12	34	53	±6	4.4	±0.1	
E5 – E9	81	±3	0	1	8	40	51	±3	4.4	±0.1	
E5 – E6	81	±3	0	1	9	40	50	±4	4.4	±0.1	
E7 – E9	83	±4	0	1	6	40	53	±6	4.4	±0.1	
Officers	81	±4	1	2	5	47	46	±6	4.4	±0.1	
O1 – O3	78	±7	1	2	4	47	46	±9	4.3	±0.2	
O4 – O6	80	±6	1	1	5	48	45	±8	4.3	±0.2	
Non-Hispanic White	81	±2	0	1	9	41	49	±3	4.4	±0.1	
Total Minority	74	±7	0	1	10	39	50	±6	4.4	±0.1	
Non-Hispanic Black	79	±8	1	1	12	31	56	±12	4.4	±0.2	
Hispanic	67	±13	0	1	11	38	49	±9	4.3	±0.2	
<b>COAST GUARD FEMALES</b>	75	±5	2	4	11	42	41	±7	4.2	±0.2	
Enlisted	76	±6	1	2	13	40	44	±8	4.2	±0.2	
E1 – E4	70	±11	NR	NR	16	43	39	±14	4.2	±0.3	
E5 – E9	80	±6	2	3	11	38	47	±9	4.3	±0.2	
Officers	71	±12	NR	NR	4	53	29	±16	3.9	±0.4	
O1 – O3	70	±16	0	NR	3	NR	NR	±3	NR		
O4 – O6	69	±18	NR	3	7	NR	23	±13	NR		
<b>COAST GUARD MALES</b>	80	±3	0	1	9	40	50	±3	4.4	±0.1	
Enlisted	79	±3	0	1	10	39	51	±3	4.4	±0.1	
E1 – E4	76	±7	0	1	14	36	50	±6	4.3	±0.1	
E5 – E9	81	±3	0	1	8	40	51	±4	4.4	±0.1	
Officers	82	±4	0	1	5	46	48	±6	4.4	±0.1	
O1 – O3	80	±7	1	2	5	45	48	±10	4.4	±0.2	
O4 – O6	81	±6	0	1	4	47	47	±9	4.4	±0.1	

Note. Percent responding are Service members who answered the question and who have had sexual assault training in the past 12 months (Q84).

NR: Not reportable



**87. In your opinion, how effective was the training you received in...****a. Actually reducing/preventing sexual assault or behaviors related to sexual assault?**

1. Not at all effective

2. Slightly effective

3. Moderately effective

4. Very effective

	Percent Responding		Percentages				Max ME	Average Effectiveness of Training		
			1	2	3	4				
<b>TOTAL DOD</b>	83	±1	3	10	38	48	±2	3.3	±0.1	
Female	82	±2	4	14	40	41	±2	3.2	±0.1	
Male	83	±1	3	9	38	50	±2	3.3	±0.1	
<b>TOTAL COAST GUARD</b>	79	±3	2	11	42	45	±3	3.3	±0.1	
Enlisted	79	±3	2	11	40	47	±3	3.3	±0.1	
E1 – E4	75	±6	2	11	39	47	±6	3.3	±0.1	
E1 – E3	68	±17	5	9	47	39	±12	3.2	±0.2	
E4	78	±5	2	12	37	50	±6	3.3	±0.1	
E5 – E9	81	±3	2	10	40	47	±3	3.3	±0.1	
E5 – E6	81	±3	3	10	41	47	±4	3.3	±0.1	
E7 – E9	83	±4	1	12	39	48	±6	3.3	±0.1	
Officers	80	±4	2	15	48	35	±6	3.2	±0.1	
O1 – O3	78	±7	1	18	48	33	±9	3.1	±0.2	
O4 – O6	79	±6	4	15	48	32	±8	3.1	±0.2	
Non-Hispanic White	81	±2	2	11	43	44	±3	3.3	±0.1	
Total Minority	74	±7	3	12	37	48	±6	3.3	±0.1	
Non-Hispanic Black	79	±8	1	11	31	56	±12	3.4	±0.2	
Hispanic	68	±13	3	10	39	49	±9	3.3	±0.2	
<b>COAST GUARD FEMALES</b>	75	±5	4	15	47	35	±7	3.1	±0.2	
Enlisted	77	±6	3	11	49	37	±8	3.2	±0.2	
E1 – E4	71	±11	NR	12	52	36	±14	3.2	±0.2	
E5 – E9	80	±6	5	11	47	37	±9	3.2	±0.2	
Officers	71	±12	NR	28	40	27	±17	2.9	±0.3	
O1 – O3	70	±16	1	NR	NR	NR	±1	NR		
O4 – O6	68	±18	NR	NR	NR	17	±10	NR		
<b>COAST GUARD MALES</b>	80	±3	2	11	41	46	±3	3.3	±0.1	
Enlisted	79	±3	2	10	39	49	±3	3.3	±0.1	
E1 – E4	76	±7	3	11	38	48	±6	3.3	±0.1	
E5 – E9	82	±3	2	10	39	49	±4	3.3	±0.1	
Officers	82	±4	2	13	49	36	±6	3.2	±0.1	
O1 – O3	80	±7	1	16	49	33	±10	3.1	±0.2	
O4 – O6	81	±6	3	14	49	34	±9	3.1	±0.2	

Note. Percent responding are Service members who answered the question and who have had sexual assault training in the past 12 months (Q84).

NR: Not reportable

**87. In your opinion, how effective was the training you received in...**

**b. Explaining the difference between restricted and unrestricted reporting of sexual assault?**

1. Not at all effective

2. Slightly effective

3. Moderately effective

4. Very effective

	Percent Responding		Percentages				Max ME	Average Effectiveness of Training		
			1	2	3	4				
<b>TOTAL DOD</b>	83	±1	4	9	35	53	±2	3.4	±0.1	
Female	82	±2	5	10	35	50	±2	3.3	±0.1	
Male	83	±1	4	9	35	53	±2	3.4	±0.1	
<b>TOTAL COAST GUARD</b>	79	±3	6	13	39	42	±3	3.2	±0.1	
Enlisted	79	±3	5	12	39	44	±3	3.2	±0.1	
E1 – E4	75	±6	4	11	39	45	±6	3.3	±0.1	
E1 – E3	68	±17	5	12	40	43	±12	3.2	±0.3	
E4	78	±5	4	11	38	46	±6	3.3	±0.1	
E5 – E9	81	±3	6	12	39	43	±3	3.2	±0.1	
E5 – E6	81	±3	6	12	39	44	±4	3.2	±0.1	
E7 – E9	83	±4	5	12	39	43	±6	3.2	±0.1	
Officers	81	±4	8	20	41	32	±6	3.0	±0.1	
O1 – O3	78	±7	6	22	40	32	±9	3.0	±0.2	
O4 – O6	80	±6	11	21	40	28	±8	2.8	±0.2	
Non-Hispanic White	81	±2	6	13	40	41	±3	3.2	±0.1	
Total Minority	74	±7	5	13	37	44	±6	3.2	±0.1	
Non-Hispanic Black	79	±8	4	10	37	49	±12	3.3	±0.2	
Hispanic	69	±13	6	14	34	46	±9	3.2	±0.2	
<b>COAST GUARD FEMALES</b>	75	±5	9	22	36	33	±7	2.9	±0.2	
Enlisted	76	±6	6	20	38	36	±8	3.0	±0.2	
E1 – E4	70	±11	NR	21	39	38	±14	3.1	±0.3	
E5 – E9	80	±6	9	19	37	35	±10	3.0	±0.2	
Officers	71	±12	23	29	26	22	±16	2.5	±0.4	
O1 – O3	70	±16	11	NR	NR	NR	±15	NR		
O4 – O6	69	±18	NR	17	24	15	±13	NR		
<b>COAST GUARD MALES</b>	80	±3	5	12	40	43	±3	3.2	±0.1	
Enlisted	80	±3	5	11	39	45	±3	3.2	±0.1	
E1 – E4	76	±7	5	10	39	47	±6	3.3	±0.1	
E5 – E9	81	±3	5	11	39	44	±4	3.2	±0.1	
Officers	82	±4	6	18	42	33	±6	3.0	±0.1	
O1 – O3	80	±7	5	20	42	33	±10	3.0	±0.2	
O4 – O6	81	±6	8	22	41	29	±9	2.9	±0.2	

Note. Percent responding are Service members who answered the question and who have had sexual assault training in the past 12 months (Q84).































NR: Not reportable

**88. At your installation/ship, is there a...****a. Specific office with the authority to investigate sexual harassment?**

1. Yes

2. No

3. Don't know

	Percent Responding		Percentages			Max ME	Percentage Reporting Yes
			1	2	3		
<b>TOTAL DOD</b>	94	±1	71	6	23	±2	
Female	92	±1	70	5	25	±2	
Male	94	±1	71	7	22	±2	
<b>TOTAL COAST GUARD</b>	95	±2	51	22	27	±3	
Enlisted	94	±3	47	22	31	±3	
E1 – E4	90	±6	44	20	37	±5	
E1 – E3	82	±19	41	19	40	±11	
E4	93	±3	44	20	36	±6	
E5 – E9	96	±2	49	23	27	±3	
E5 – E6	95	±2	47	22	31	±4	
E7 – E9	98	±2	57	27	15	±5	
Officers	99	±2	63	20	16	±5	
O1 – O3	99	±2	57	20	22	±8	
O4 – O6	98	±3	74	17	9	±7	
Non-Hispanic White	96	±1	49	23	28	±3	
Total Minority	91	±8	56	18	27	±5	
Non-Hispanic Black	96	±4	59	16	25	±11	
Hispanic	85	±15	55	17	28	±8	
<b>COAST GUARD FEMALES</b>	92	±4	42	17	41	±7	
Enlisted	91	±4	40	17	43	±7	
E1 – E4	86	±9	35	15	50	±13	
E5 – E9	95	±4	42	18	39	±8	
Officers	96	±6	52	18	30	±14	
O1 – O3	100	±1	NR	16	NR	±18	
O4 – O6	87	±19	NR	NR	10	±5	
<b>COAST GUARD MALES</b>	95	±3	52	22	26	±3	
Enlisted	94	±3	48	23	29	±3	
E1 – E4	91	±7	45	20	35	±6	
E5 – E9	96	±2	50	24	26	±3	
Officers	99	±1	65	21	14	±6	
O1 – O3	99	±2	59	21	20	±9	
O4 – O6	99	±3	75	16	9	±7	

Note. Percent responding are Service members who answered the question.

NR: Not reportable

































88. At your installation/ship, is there a...

b. Sexual Assault Response Coordinator (SARC) to help those who experience sexual assault?

1. Yes

2. No

3. Don't know

	Percent Responding		Percentages			Max ME	Percentage Reporting Yes
			1	2	3		
<b>TOTAL DOD</b>	94	±1	71	5	24	±2	
Female	92	±1	74	3	23	±2	
Male	94	±1	71	5	24	±2	
<b>TOTAL COAST GUARD</b>	95	±2	44	19	36	±3	
Enlisted	94	±3	43	19	38	±3	
E1 – E4	90	±6	42	15	43	±5	
E1 – E3	82	±19	42	14	44	±11	
E4	94	±3	43	15	42	±6	
E5 – E9	96	±2	43	21	36	±3	
E5 – E6	95	±2	42	19	39	±4	
E7 – E9	98	±2	47	28	25	±5	
Officers	99	±1	50	21	29	±5	
O1 – O3	100	±1	48	16	36	±8	
O4 – O6	98	±3	52	22	26	±7	
Non-Hispanic White	96	±1	44	20	36	±3	
Total Minority	91	±8	48	16	36	±5	
Non-Hispanic Black	97	±4	52	11	37	±11	
Hispanic	86	±15	46	15	39	±8	
<b>COAST GUARD FEMALES</b>	92	±4	34	18	48	±6	
Enlisted	91	±4	34	17	49	±7	
E1 – E4	86	±9	34	12	54	±13	
E5 – E9	95	±4	35	20	46	±8	
Officers	97	±6	32	23	45	±14	
O1 – O3	100	±1	28	24	NR	±18	
O4 – O6	88	±19	40	NR	NR	±15	
<b>COAST GUARD MALES</b>	95	±3	46	19	35	±3	
Enlisted	94	±3	44	19	37	±3	
E1 – E4	91	±7	44	15	41	±6	
E5 – E9	96	±2	44	21	35	±3	
Officers	100	±1	53	21	27	±6	
O1 – O3	100	±1	52	14	34	±9	
O4 – O6	99	±3	53	22	26	±8	

Note. Percent responding are Service members who answered the question.

NR: Not reportable

**88. At your installation/ship, is there a...****c. Sexual Assault Victim Advocate to help those who experience sexual assault?**

1. Yes

2. No

3. Don't know

	Percent Responding		Percentages			Max ME	Percentage Reporting Yes
			1	2	3		
<b>TOTAL DOD</b>	94	±1	73	4	23	±2	
Female	92	±1	77	2	21	±2	
Male	94	±1	73	4	23	±2	
<b>TOTAL COAST GUARD</b>	94	±2	46	19	36	±3	
Enlisted	93	±3	44	19	38	±3	
E1 – E4	90	±6	39	17	44	±5	
E1 – E3	82	±19	38	19	43	±11	
E4	94	±3	40	16	44	±6	
E5 – E9	95	±2	46	19	34	±3	
E5 – E6	94	±2	45	18	37	±4	
E7 – E9	97	±2	49	26	25	±5	
Officers	99	±2	53	19	28	±5	
O1 – O3	99	±2	51	15	34	±8	
O4 – O6	98	±3	57	19	24	±7	
Non-Hispanic White	96	±1	45	19	36	±3	
Total Minority	91	±8	48	17	35	±5	
Non-Hispanic Black	97	±4	52	13	35	±11	
Hispanic	86	±15	49	14	37	±8	
<b>COAST GUARD FEMALES</b>	92	±4	43	15	42	±6	
Enlisted	91	±4	45	13	42	±7	
E1 – E4	85	±9	41	12	47	±13	
E5 – E9	95	±4	47	14	39	±8	
Officers	97	±6	36	21	43	±14	
O1 – O3	100	±1	32	21	NR	±18	
O4 – O6	88	±19	45	NR	NR	±16	
<b>COAST GUARD MALES</b>	95	±3	46	19	35	±3	
Enlisted	94	±3	44	19	37	±3	
E1 – E4	91	±7	39	18	43	±6	
E5 – E9	95	±2	46	20	34	±3	
Officers	99	±1	56	19	26	±6	
O1 – O3	99	±2	55	14	31	±9	
O4 – O6	99	±3	58	19	23	±8	

Note. Percent responding are Service members who answered the question.

NR: Not reportable

**89. Prior to your entry into the military, were you ever...**

a. Sexually harassed?

b. Sexually assaulted?

	Percent Responding		Percentages		Max ME
			a	b	
<b>TOTAL DOD</b>	94	±1	13	7	±1
Female	93	±1	40	23	±2
Male	95	±1	9	4	±1
<b>TOTAL COAST GUARD</b>	96	±2	12	6	±2
Enlisted	95	±3	12	6	±2
E1 – E4	91	±6	13	6	±4
E1 – E3	83	±19	14	6	±8
E4	95	±3	12	6	±4
E5 – E9	97	±1	12	6	±2
E5 – E6	96	±2	12	6	±3
E7 – E9	98	±2	12	5	±4
Officers	99	±1	11	5	±4
O1 – O3	100	±1	11	4	±6
O4 – O6	98	±3	12	6	±6
Non-Hispanic White	96	±1	11	5	±2
Total Minority	93	±8	15	6	±4
Non-Hispanic Black	97	±3	15	8	±8
Hispanic	88	±16	13	3	±6
<b>COAST GUARD FEMALES</b>	92	±4	42	24	±6
Enlisted	91	±4	41	26	±7
E1 – E4	85	±9	44	23	±13
E5 – E9	95	±4	39	27	±8
Officers	97	±6	48	18	±13
O1 – O3	99	±1	NR	15	±15
O4 – O6	89	±19	59	NR	±15
<b>COAST GUARD MALES</b>	96	±3	8	3	±2
Enlisted	95	±3	9	3	±2
E1 – E4	92	±7	8	3	±4
E5 – E9	97	±2	9	3	±2
Officers	100	±1	6	3	±3
O1 – O3	100	±1	3	2	±4
O4 – O6	99	±3	7	4	±6

Note. Percent responding are Service members who answered the question.

































NR: Not reportable

**90. In your opinion, has sexual harassment in our nation become more or less of a problem over the last 4 years?**

1. Less of a problem today

2. About the same as 4 years ago

3. More of a problem today

	Percent Responding		Percentages			Max ME	Degree of Problem		
			1	2	3				
<b>TOTAL DOD</b>	94	±1	32	42	26	±2	1.9	±0.1	
Female	92	±1	19	45	35	±2	2.2	±0.1	
Male	94	±1	34	41	25	±2	1.9	±0.1	
<b>TOTAL COAST GUARD</b>	95	±2	35	44	20	±3	1.9	±0.1	
Enlisted	94	±3	32	45	23	±3	1.9	±0.1	
E1 – E4	91	±6	27	42	31	±5	2.0	±0.1	
E1 – E3	83	±19	14	48	38	±12	2.2	±0.2	
E4	95	±3	32	40	28	±6	2.0	±0.1	
E5 – E9	96	±2	35	46	19	±3	1.8	±0.1	
E5 – E6	95	±2	34	46	20	±4	1.9	±0.1	
E7 – E9	98	±2	39	44	16	±5	1.8	±0.1	
Officers	99	±1	46	44	9	±5	1.6	±0.1	
O1 – O3	100	±1	46	45	9	±8	1.6	±0.1	
O4 – O6	98	±3	47	43	9	±7	1.6	±0.1	
Non-Hispanic White	96	±1	36	46	18	±3	1.8	±0.1	
Total Minority	92	±8	33	39	28	±5	1.9	±0.1	
Non-Hispanic Black	97	±3	28	33	39	±11	2.1	±0.2	
Hispanic	88	±16	34	42	24	±8	1.9	±0.2	
<b>COAST GUARD FEMALES</b>	93	±4	23	53	24	±6	2.0	±0.1	
Enlisted	91	±4	19	52	29	±7	2.1	±0.1	
E1 – E4	86	±9	10	50	39	±13	2.3	±0.2	
E5 – E9	95	±4	25	53	23	±8	2.0	±0.1	
Officers	97	±6	35	58	7	±14	1.7	±0.2	
O1 – O3	99	±1	33	NR	7	±18	1.7	±0.2	
O4 – O6	89	±19	NR	NR	8	±5	1.7	±0.2	
<b>COAST GUARD MALES</b>	96	±3	37	43	20	±3	1.8	±0.1	
Enlisted	95	±3	34	44	23	±3	1.9	±0.1	
E1 – E4	92	±7	29	41	29	±6	2.0	±0.1	
E5 – E9	96	±2	36	45	19	±3	1.8	±0.1	
Officers	100	±1	48	42	10	±6	1.6	±0.1	
O1 – O3	100	±1	49	41	10	±9	1.6	±0.2	
O4 – O6	99	±3	48	43	10	±8	1.6	±0.1	

Note. Percent responding are Service members who answered the question.

































NR: Not reportable

**91. In your opinion, has sexual assault in our nation become more or less of a problem over the last 4 years?**

1. Less of a problem today

2. About the same as 4 years ago

3. More of a problem today

	Percent Responding		Percentages			Max ME	Degree of Problem		
			1	2	3				
<b>TOTAL DOD</b>	93	±1	27	44	29	±2	2.0	±0.1	
Female	91	±1	14	47	39	±2	2.2	±0.1	
Male	93	±1	29	43	28	±2	2.0	±0.1	
<b>TOTAL COAST GUARD</b>	94	±2	29	46	26	±3	2.0	±0.1	
Enlisted	93	±3	27	45	28	±3	2.0	±0.1	
E1 – E4	90	±6	25	42	33	±5	2.1	±0.1	
E1 – E3	82	±19	15	47	38	±12	2.2	±0.2	
E4	93	±3	29	40	31	±6	2.0	±0.1	
E5 – E9	95	±2	29	47	25	±3	2.0	±0.1	
E5 – E6	95	±2	28	47	25	±4	2.0	±0.1	
E7 – E9	96	±2	31	45	25	±5	1.9	±0.1	
Officers	99	±2	34	48	18	±5	1.8	±0.1	
O1 – O3	99	±2	37	45	17	±8	1.8	±0.2	
O4 – O6	97	±3	28	53	19	±7	1.9	±0.1	
Non-Hispanic White	95	±2	29	47	24	±3	1.9	±0.1	
Total Minority	92	±8	28	40	32	±5	2.0	±0.1	
Non-Hispanic Black	97	±3	21	31	48	±10	2.3	±0.2	
Hispanic	87	±15	29	45	26	±8	2.0	±0.2	
<b>COAST GUARD FEMALES</b>	92	±4	16	53	32	±6	2.2	±0.1	
Enlisted	91	±4	13	51	36	±7	2.2	±0.1	
E1 – E4	86	±9	12	49	39	±13	2.3	±0.2	
E5 – E9	95	±4	14	52	34	±9	2.2	±0.2	
Officers	96	±6	24	61	15	±14	1.9	±0.2	
O1 – O3	99	±1	30	NR	16	±18	1.9	±0.3	
O4 – O6	88	±19	13	71	16	±12	2.0	±0.1	
<b>COAST GUARD MALES</b>	95	±3	31	45	25	±3	1.9	±0.1	
Enlisted	93	±3	29	44	27	±3	2.0	±0.1	
E1 – E4	90	±7	27	41	32	±6	2.1	±0.1	
E5 – E9	95	±2	30	46	24	±3	1.9	±0.1	
Officers	99	±2	36	46	18	±6	1.8	±0.1	
O1 – O3	99	±3	39	43	18	±9	1.8	±0.2	
O4 – O6	98	±3	30	51	19	±8	1.9	±0.2	

Note. Percent responding are Service members who answered the question.

NR: Not reportable

































**92. In your opinion, has sexual harassment in the military become more or less of a problem over the last 4 years?**

1. Less of a problem today

2. About the same as 4 years ago

3. More of a problem today

	Percent Responding		Percentages			Max ME	Degree of Problem		
			1	2	3				
<b>TOTAL DOD</b>	63	±1	48	36	16	±2	1.7	±0.1	
Female	60	±2	35	42	23	±2	1.9	±0.1	
Male	64	±1	50	35	15	±2	1.6	±0.1	
<b>TOTAL COAST GUARD</b>	71	±3	51	39	10	±3	1.6	±0.1	
Enlisted	65	±3	49	39	12	±3	1.6	±0.1	
E1 – E4	28	±5	37	42	21	±9	1.8	±0.2	
E1 – E3	10	±6	NR	NR	NR		NR		
E4	35	±5	36	44	20	±9	1.8	±0.2	
E5 – E9	87	±2	51	38	11	±3	1.6	±0.1	
E5 – E6	84	±3	49	40	11	±4	1.6	±0.1	
E7 – E9	98	±2	55	35	9	±5	1.5	±0.1	
Officers	92	±3	57	37	5	±5	1.5	±0.1	
O1 – O3	84	±6	56	38	6	±8	1.5	±0.1	
O4 – O6	97	±3	56	40	4	±7	1.5	±0.1	
Non-Hispanic White	73	±2	50	41	9	±3	1.6	±0.1	
Total Minority	63	±6	54	30	16	±6	1.6	±0.1	
Non-Hispanic Black	73	±10	53	23	25	±11	1.7	±0.2	
Hispanic	58	±12	52	32	16	±8	1.6	±0.2	
<b>COAST GUARD FEMALES</b>	61	±5	40	47	13	±7	1.7	±0.1	
Enlisted	58	±5	37	47	16	±8	1.8	±0.1	
E1 – E4	22	±8	NR	NR	NR		NR		
E5 – E9	83	±6	43	43	14	±9	1.7	±0.1	
Officers	75	±13	51	46	3	±14	1.5	±0.2	
O1 – O3	68	±17	NR	NR	3	±3	1.6	±0.2	
O4 – O6	88	±19	NR	NR	4	±3	1.6	±0.2	
<b>COAST GUARD MALES</b>	72	±3	52	38	10	±3	1.6	±0.1	
Enlisted	66	±3	50	38	12	±3	1.6	±0.1	
E1 – E4	29	±5	40	39	20	±10	1.8	±0.2	
E5 – E9	88	±3	52	38	10	±4	1.6	±0.1	
Officers	94	±3	58	37	6	±6	1.5	±0.1	
O1 – O3	87	±7	58	36	6	±9	1.5	±0.2	
O4 – O6	98	±3	57	39	4	±8	1.5	±0.1	

Note. Percent responding are Service members who answered the question and who had been in active duty service for four years or more (Q7).































NR: Not reportable

**93. In your opinion, has sexual assault in the military become more or less of a problem over the last 4 years?**

1. Less of a problem today

2. About the same as 4 years ago

3. More of a problem today

	Percent Responding		Percentages			Max ME	Degree of Problem		
			1	2	3				
<b>TOTAL DOD</b>	63	±1	47	37	16	±2	1.7	±0.1	
Female	60	±2	33	42	25	±2	1.9	±0.1	
Male	64	±1	49	36	15	±2	1.7	±0.1	
<b>TOTAL COAST GUARD</b>	70	±3	50	39	11	±3	1.6	±0.1	
Enlisted	65	±3	49	39	11	±3	1.6	±0.1	
E1 – E4	27	±5	42	44	14	±9	1.7	±0.2	
E1 – E3	10	±6	NR	NR	NR		NR		
E4	34	±5	42	43	15	±9	1.7	±0.2	
E5 – E9	87	±2	51	39	11	±3	1.6	±0.1	
E5 – E6	84	±3	49	41	11	±4	1.6	±0.1	
E7 – E9	98	±2	56	33	11	±5	1.5	±0.1	
Officers	92	±3	54	38	9	±5	1.5	±0.1	
O1 – O3	84	±6	53	39	9	±8	1.6	±0.2	
O4 – O6	97	±3	51	41	8	±7	1.6	±0.1	
Non-Hispanic White	73	±2	50	41	10	±3	1.6	±0.1	
Total Minority	63	±6	54	31	14	±6	1.6	±0.1	
Non-Hispanic Black	73	±10	55	20	25	±11	1.7	±0.2	
Hispanic	58	±12	55	33	13	±8	1.6	±0.2	
<b>COAST GUARD FEMALES</b>	62	±5	39	51	11	±7	1.7	±0.1	
Enlisted	58	±5	37	50	13	±8	1.8	±0.1	
E1 – E4	22	±8	NR	NR	NR		NR		
E5 – E9	83	±6	41	46	13	±8	1.7	±0.1	
Officers	75	±13	44	52	4	±15	1.6	±0.2	
O1 – O3	67	±17	NR	NR	4	±3	1.6	±0.2	
O4 – O6	89	±19	25	68	6	±12	1.8	±0.1	
<b>COAST GUARD MALES</b>	72	±3	52	38	11	±3	1.6	±0.1	
Enlisted	66	±3	51	38	11	±3	1.6	±0.1	
E1 – E4	28	±5	45	40	15	±10	1.7	±0.2	
E5 – E9	87	±3	52	38	10	±4	1.6	±0.1	
Officers	94	±3	55	36	9	±6	1.5	±0.1	
O1 – O3	87	±7	54	37	10	±9	1.6	±0.2	
O4 – O6	98	±3	53	39	8	±8	1.5	±0.1	

Note. Percent responding are Service members who answered the question and who had been in active duty service for four years or more (Q7).

NR: Not reportable

**94. In your opinion, how often does sexual harassment occur in the military now, as compared with a few years ago?**

1. Much less often

2. Less often

3. About the same

4. More often

5. Much more often

	Percent Responding		Percentages					Max ME	Frequency of Occurrence		
			1	2	3	4	5				
<b>TOTAL DOD</b>	63	±1	16	38	33	11	3	±2	2.5	±0.1	
Female	61	±2	8	30	40	17	5	±2	2.8	±0.1	
Male	64	±1	17	39	32	10	2	±2	2.4	±0.1	
<b>TOTAL COAST GUARD</b>	71	±3	13	40	38	7	2	±3	2.4	±0.1	
Enlisted	65	±3	13	37	39	8	2	±3	2.5	±0.1	
E1 – E4	28	±5	14	27	44	14	1	±9	2.6	±0.2	
E1 – E3	10	±6	NR	NR	NR	NR	NR		NR		
E4	35	±5	13	26	45	15	1	±9	2.6	±0.2	
E5 – E9	87	±2	13	39	39	7	2	±3	2.5	±0.1	
E5 – E6	84	±3	13	37	40	8	2	±4	2.5	±0.1	
E7 – E9	98	±2	13	45	34	6	1	±5	2.4	±0.1	
Officers	92	±3	13	48	35	3	2	±5	2.3	±0.1	
O1 – O3	84	±6	10	46	39	3	2	±8	2.4	±0.2	
O4 – O6	98	±3	14	48	35	1	2	±7	2.3	±0.2	
Non-Hispanic White	73	±2	13	40	40	6	1	±3	2.4	±0.1	
Total Minority	63	±6	13	41	33	10	3	±6	2.5	±0.1	
Non-Hispanic Black	73	±10	10	44	27	17	2	±11	2.6	±0.2	
Hispanic	59	±12	13	37	37	8	4	±8	2.5	±0.2	
<b>COAST GUARD FEMALES</b>	62	±5	7	36	45	9	3	±8	2.7	±0.2	
Enlisted	58	±5	8	32	45	11	4	±10	2.7	±0.2	
E1 – E4	22	±8	NR	NR	NR	NR	NR		NR		
E5 – E9	83	±6	9	34	43	9	5	±12	2.7	±0.2	
Officers	76	±13	4	49	46	2	0	±14	2.5	±0.2	
O1 – O3	68	±17	2	NR	NR	2	0	±2	2.6	±0.2	
O4 – O6	89	±19	8	NR	NR	2	1	±5	2.4	±0.2	
<b>COAST GUARD MALES</b>	72	±3	14	41	37	7	1	±3	2.4	±0.1	
Enlisted	66	±3	14	38	39	8	1	±3	2.5	±0.1	
E1 – E4	28	±5	16	29	42	13	1	±10	2.5	±0.2	
E5 – E9	88	±3	13	40	38	7	2	±4	2.4	±0.1	
Officers	94	±3	14	48	34	3	2	±6	2.3	±0.1	
O1 – O3	87	±7	12	47	36	3	3	±9	2.4	±0.2	
O4 – O6	99	±3	15	48	34	1	2	±8	2.3	±0.2	

Note. Percent responding are Service members who answered the question and who had been in active duty service for four years or more (Q7).

NR: Not reportable

**95. In your opinion, how often does sexual assault occur in the military now, as compared with a few years ago?**

1. Much less often  
4. More often

2. Less often  
5. Much more often

3. About the same

	Percent Responding		Percentages					Max ME	Frequency of Occurrence		
			1	2	3	4	5				
<b>TOTAL DOD</b>	63	±1	18	35	34	11	2	±2	2.5	±0.1	
<b>Female</b>	60	±2	9	29	40	18	5	±2	2.8	±0.1	
<b>Male</b>	64	±1	19	36	33	10	2	±2	2.4	±0.1	
<b>TOTAL COAST GUARD</b>	70	±3	16	39	36	7	1	±3	2.4	±0.1	
<b>Enlisted</b>	65	±3	17	38	36	8	1	±3	2.4	±0.1	
<b>E1 – E4</b>	27	±5	18	27	44	10	1	±9	2.5	±0.2	
E1 – E3	10	±6	NR	NR	NR	NR	NR		NR		
E4	34	±5	17	26	45	10	1	±9	2.5	±0.2	
<b>E5 – E9</b>	87	±2	17	39	35	8	1	±3	2.4	±0.1	
E5 – E6	84	±3	17	37	37	8	1	±4	2.4	±0.1	
E7 – E9	98	±2	17	46	29	7	1	±5	2.3	±0.1	
<b>Officers</b>	92	±3	13	44	36	5	1	±5	2.4	±0.1	
<b>O1 – O3</b>	83	±7	12	45	36	4	2	±8	2.4	±0.2	
<b>O4 – O6</b>	98	±3	13	39	42	5	1	±7	2.4	±0.2	
<b>Non-Hispanic White</b>	73	±2	16	39	38	7	1	±3	2.4	±0.1	
<b>Total Minority</b>	62	±6	16	42	30	10	2	±6	2.4	±0.1	
Non-Hispanic Black	73	±10	14	45	22	17	2	±11	2.5	±0.2	
Hispanic	59	±12	16	40	33	9	3	±8	2.4	±0.2	
<b>COAST GUARD FEMALES</b>	61	±5	9	36	44	9	2	±8	2.6	±0.2	
<b>Enlisted</b>	58	±5	11	33	43	11	2	±10	2.6	±0.2	
<b>E1 – E4</b>	22	±8	NR	NR	NR	NR	NR		NR		
<b>E5 – E9</b>	83	±6	12	37	37	12	2	±12	2.5	±0.2	
<b>Officers</b>	76	±13	4	43	50	3	0	±15	2.5	±0.2	
<b>O1 – O3</b>	68	±17	3	NR	NR	2	0	±2	2.5	±0.2	
<b>O4 – O6</b>	89	±19	8	23	64	5	1	±14	2.7	±0.2	
<b>COAST GUARD MALES</b>	72	±3	17	40	35	7	1	±3	2.4	±0.1	
<b>Enlisted</b>	66	±3	18	38	35	8	1	±3	2.4	±0.1	
<b>E1 – E4</b>	28	±5	20	29	40	10	1	±10	2.4	±0.2	
<b>E5 – E9</b>	88	±3	17	40	34	8	1	±3	2.3	±0.1	
<b>Officers</b>	94	±3	15	44	35	5	1	±6	2.3	±0.1	
<b>O1 – O3</b>	86	±7	14	45	34	4	3	±9	2.4	±0.2	
<b>O4 – O6</b>	99	±3	14	41	40	5	1	±8	2.4	±0.2	

Note. Percent responding are Service members who answered the question and who had been in active duty service for four years or more (Q7).  
NR: Not reportable

**96. What age were you on your last birthday?**

1. 19 years old or younger

2. 20 to 24 years old

3. 25 to 29 years old

4. 30 to 34 years old

5. 35 to 39 years old

6. 40 to 44 years old

7. 45 years old or older

	Percent Responding		Percentages							Max ME	Average Age		
			1	2	3	4	5	6	7				
<b>TOTAL DOD</b>	100	±0	7	34	22	14	12	7	3	±1	28.4	±0.1	
<b>Female</b>	100	±0	7	37	24	13	10	6	3	±2	27.7	±0.2	
<b>Male</b>	100	±0	7	34	22	14	13	8	3	±2	28.5	±0.2	
<b>TOTAL COAST GUARD</b>	100	±0	4	27	25	15	13	10	6	±3	30.1	±0.4	
<b>Enlisted</b>	100	±0	4	33	27	16	10	7	3	±3	28.3	±0.3	
<b>E1 – E4</b>	100	±0	12	58	24	6	0	0	0	±6	23.3	±0.4	
E1 – E3	100	±0	21	61	15	3	NR	NR	NR	±13	21.8	±0.7	
E4	100	±0	8	56	28	7	1	0	0	±6	23.9	±0.4	
<b>E5 – E9</b>	100	±0	0	19	29	21	16	11	4	±3	31.3	±0.4	
E5 – E6	100	±0	0	24	37	22	12	4	1	±4	28.9	±0.4	
E7 – E9	100	±0	0	0	2	19	31	33	15	±5	39.1	±0.5	
<b>Officers</b>	100	±0	0	5	18	14	22	20	21	±5	37.1	±0.8	
<b>O1 – O3</b>	100	±0	0	11	41	20	17	7	4	±8	30.9	±0.9	
<b>O4 – O6</b>	100	±0	0	0	0	12	25	28	36	±7	41.9	±0.8	
<b>Non-Hispanic White</b>	100	±0	3	26	26	14	14	10	7	±3	30.4	±0.4	
<b>Total Minority</b>	100	±0	4	30	23	20	9	8	5	±8	29.2	±0.9	
Non-Hispanic Black	100	±0	4	23	20	22	10	14	8	±11	31.7	±1.6	
Hispanic	100	±0	3	37	24	19	8	6	4	±13	28.0	±1.6	
<b>COAST GUARD FEMALES</b>	100	±0	7	33	28	12	10	6	3	±6	27.9	±0.6	
<b>Enlisted</b>	100	±0	9	38	28	11	7	6	1	±7	26.8	±0.5	
<b>E1 – E4</b>	100	±0	23	55	20	3	NR	NR	NR	±12	22.5	±0.7	
<b>E5 – E9</b>	100	±0	0	26	33	16	12	10	2	±8	29.9	±0.8	
<b>Officers</b>	100	±0	0	14	31	18	22	7	8	±14	32.0	±1.9	
<b>O1 – O3</b>	100	±0	0	NR	NR	23	7	1	NR	±15	28.2	±1.7	
<b>O4 – O6</b>	100	±0	0	0	0	12	NR	20	12	±9	38.5	±1.1	
<b>COAST GUARD MALES</b>	100	±0	3	27	25	16	13	10	7	±3	30.4	±0.4	
<b>Enlisted</b>	100	±0	4	33	27	16	11	7	3	±3	28.5	±0.4	
<b>E1 – E4</b>	100	±0	10	58	25	7	1	0	0	±6	23.4	±0.4	
<b>E5 – E9</b>	100	±0	0	18	28	22	17	11	5	±3	31.4	±0.4	
<b>Officers</b>	100	±0	0	3	17	14	22	22	23	±5	37.8	±0.9	
<b>O1 – O3</b>	100	±0	0	8	40	20	20	9	4	±9	31.5	±1.1	
<b>O4 – O6</b>	100	±0	0	0	0	12	21	28	38	±8	42.2	±0.9	

Note. Percent responding are Service members who answered the survey. Member's age is constructed from administrative data.

NR: Not reportable

**97. Did you respond to this survey via the Web or a paper survey questionnaire? Constructed from administrative data.**

1. Paper survey

2. Web survey

	Percent Responding		Percentages		Max ME
			1	2	
<b>TOTAL DOD</b>	100	±0	8	92	±1
Female	100	±0	9	91	±1
Male	100	±0	8	92	±1
<b>TOTAL COAST GUARD</b>	100	±0	8	92	±2
Enlisted	100	±0	8	92	±2
E1 – E4	100	±0	9	91	±3
E1 – E3	100	±0	16	84	±9
E4	100	±0	6	94	±3
E5 – E9	100	±0	8	92	±2
E5 – E6	100	±0	9	91	±2
E7 – E9	100	±0	6	94	±3
Officers	100	±0	6	94	±3
O1 – O3	100	±0	6	94	±5
O4 – O6	100	±0	5	95	±4
Non-Hispanic White	100	±0	8	92	±2
Total Minority	100	±0	6	94	±3
Non-Hispanic Black	100	±0	5	95	±6
Hispanic	100	±0	4	96	±4
<b>COAST GUARD FEMALES</b>	100	±0	9	91	±4
Enlisted	100	±0	9	91	±5
E1 – E4	100	±0	13	87	±11
E5 – E9	100	±0	7	93	±4
Officers	100	±0	8	92	±11
O1 – O3	100	±0	5	95	±13
O4 – O6	100	±0	4	96	±3
<b>COAST GUARD MALES</b>	100	±0	8	92	±2
Enlisted	100	±0	8	92	±2
E1 – E4	100	±0	8	92	±4
E5 – E9	100	±0	8	92	±2
Officers	100	±0	5	95	±3
O1 – O3	100	±0	6	94	±5
O4 – O6	100	±0	5	95	±4

Note. Percent responding are Service members who answered the survey.

# **Survey Instrument**







- You have reached the redirect page for Department of Defense Human Resources Strategic Assessment Program (HRSAP) surveys. You will be redirected to our contractor's web site (a secure .com site run by Data Recognition Corporation) to participate in the survey.
- Please enter your Ticket Number below, then click the Continue button to access your survey.

- If you are not automatically transferred, click on the link below:

<http://www.dodsurvey.net/>

#### Certification

Authorities: [10 USC 1782](#)

Sponsor: [Office of the Under Secretary of Defense for Personnel and Readiness](#)

Report Control Number: DD-P&R(AR) 2145

Contract: M67004-04-D-0018

Survey Results: <http://www.dm.dcc.osd.mil/surveys>

## 2006 Workplace and Gender Relations Survey of Active Duty Members

[Security Protection Advisory](#)

[RCS#DD-P&R\(\(OD\) 1947](#)  
[Exp. 12/31/06](#)

### Welcome!

**Thank you for your participation. You have been selected to take a survey on your attitudes and opinions about your workplace and experiences over the past year. When you click the Continue button below, you will be asked to:**

- **Create a personal PIN #.**
- **Read the Privacy Act Statement.**
- **Answer some questions about both general workplace respect issues and experiences of unprofessional and unwanted gender-related behavior in the workplace.**

**Thank you, again, for your time and participation.**

[Frequently Asked Questions / How to Contact Us](#)

**PRIVACY ACT STATEMENT & INFORMED CONSENT INFORMATION FOR 2006 WORKPLACE AND GENDER RELATIONS SURVEY OF ACTIVE DUTY MEMBERS**

In accordance with the Privacy Act, this notice informs you of the purpose of the HRSAP Surveys and how the findings of these surveys will be used. It also provides information about the Privacy Act and about informed consent. Please read it carefully.

**AUTHORITY:** 10 USC Sections 136, 481, 1785, and 2358. 10 USC Section 1.

**PRINCIPAL PURPOSE:** Information collected in this survey will be used to research attitudes and perceptions about gender-related issues, estimate the level of sexual harassment and unwanted sexual contact, and identify areas where improvements are needed. This information will assist in the formulation of policies which may be needed to improve the working environment. Reports will be provided to the Office of the Secretary of Defense, each Military Department, and the Joint Chiefs of Staff. Findings will be used in reports and testimony provided to Congress. Some findings may be published by the Defense Manpower Data Center (DMDC) or in professional journals, or presented at conferences, symposia, and scientific meetings. Datasets without any identifying information may be analyzed by researchers outside of DMDC. Briefings and reports on results from these surveys will be posted on the following Web site: <http://www.dmdc.osd.mil/surveys/>. In no case will your individual identifiable survey responses be reported.

**ROUTINE USES:** None.

**DISCLOSURE:** Providing information on this survey is voluntary. Most people take 16-30 minutes to complete the survey. There is no penalty if you choose not to respond. However, maximum participation is encouraged so that the data will be complete and representative. Your survey responses will be treated as confidential. Identifying information will be used by government and contractor staff engaged in, and for purposes of, the survey research. For example, the research oversight office of the Office of the Under Secretary of Defense (Personnel and Readiness) and representatives of the U.S. Army Medical Research and Materiel Command are eligible to review research records as a part of their responsibility to protect human subjects in research. This survey is being conducted for research purposes. If you answer any items and indicate distress or being upset, etc., you will not be contacted for follow-up purposes. However, if a direct threat to harm yourself or others is found in survey comments or communications about the survey, DMDC is legally required to forward information about that threat to an office in your area for appropriate action.

**SURVEY ELIGIBILITY AND POTENTIAL BENEFITS:** DMDC uses well-established, scientific procedures to select a sample that represents the Defense community. This sampling procedure sets up clusters of people based on combinations of demographic characteristics (e.g., location, gender). You were selected at random from one of these clusters of people. This is your chance to be heard on issues that directly affect you. While there is no benefit just for you for your individual participation, your answers on a survey make a difference. For example, results from previous surveys have played an important role in evaluating and developing policies and practices regarding general workplace respect issues as well as sexual assault, sexual harassment, and other gender-related issues.

**STATEMENT OF RISK:** The data collection procedures are not expected to involve risk or discomfort to you. The only risk to you is accidental or unintentional disclosure of the data you provide. However, the government and its contractors have a number of policies and procedures to ensure that survey data are safe and protected. For example, identifying information (name, address) is not stored in the same file as answers to survey questions. Answers to survey questions may be shared with organizations doing research on DoD personnel but only after minimizing detailed demographic data (for example, paygrade and detailed location information) that could possibly be used to identify an individual. A confidentiality analysis is performed to reduce the risk of there being a combination of demographic variables that can single out an individual. To further minimize this risk, some variables are randomly set to missing. Government and contractor staff members have been trained to protect client identity and are subject to civil penalties for violating your confidentiality. A respondent who experienced sexual harassment or unwanted sexual contact may experience discomfort and/or other emotions while completing the survey. Contact information is provided below for those who experience such discomfort.

- **If you are a victim of sexual assault, or a person who wishes to prevent or respond to this crime, you may want to contact a Sexual Assault Response Coordinator (SARC) or Victim Advocate (VA).**
  - **To reach Military OneSource 24/7 for restricted/unrestricted reporting and established DoD Sexual Assault Services, call a hotline number:**  
**Stateside:** 1-800-342-9647  
**Overseas:** 00-800-3429-6477 or call collect 1-484-530-5908

**Worldwide:** [www.militaryonesource.com](http://www.militaryonesource.com) or [www.sapr.mil](http://www.sapr.mil)

- **Coast Guard members may want to call Employee Assistance Program Counseling Services (1-800-222-0364)**
- **If you are a victim of sexual harassment, or a person who wishes to prevent or respond to it, you may want to contact your Service's local sexual harassment or equal opportunity office.**
  - **To reach a hotline for your Service call:**

<b>Army:</b> 1-800-267-9964	<b>Marine Corps:</b> 703-784-9371
<b>Navy:</b> 1-800-253-0931	<b>Air Force:</b> 1-800-616-3775
<b>Coast Guard:</b> 1-800-222-0364	

**If you cannot access the Web or experience any other problem with the survey, please e-mail [HRSurvey@osd.pentagon.mil](mailto:HRSurvey@osd.pentagon.mil) or leave a message any time, toll-free, at 1-800-881-5307.**

- **If you have concerns about your rights as a research participant, please contact Ms. Caroline Miner, Human Subjects Protections Specialist, Deployment Health Support Division, 5113 Leesburg Pike, Skyline 4, Suite 403, Falls Church, VA 22041, [humansubjects@deploymenthealth.osd.mil](mailto:humansubjects@deploymenthealth.osd.mil), (703) 575-2677, Fax (703) 824-4216.**

### SECURITY PROTECTION ADVISORY

**WEB SITE PRIVACY:** Neither the Department of Defense nor Data Recognition Corporation will collect personal information about you when you visit this Web site unless you choose to provide it yourself. If you supply us with personal information, it will be treated as confidential.

In addition, our system does not enable "cookies," which are files placed on your computer's hard drive in order to monitor your use of the site or the Web. For more information about your privacy rights, please read the Privacy Act Statement at the start of the survey.

This Web site does gather certain data from your visit but does not store it in a way that it can be linked to you. This non-personal information helps us make the site more useful by recognizing the types of technology being used. The data collected appear below:

1. The Internet Protocol (IP) address for the computer and the server being used on the Internet (for example, [www.compuserve.com](http://www.compuserve.com), [www.aol.com](http://www.aol.com), 122.3.55.34). Depending on your Internet service provider, IP addresses may identify your computer; in other cases, they identify no more than your Internet service provider (such as AOL or Earthlink).
2. The type and version of the browser and operating system used to access our site.
3. The date and time this site was accessed.
4. Number of bytes sent and number received.
5. The pages you visit.

This information is stored permanently for troubleshooting technical problems and for future capacity planning. It cannot be linked to any survey response data and resides in a completely different database. It may be shared with DoD as required for troubleshooting connections from DoD computers.

None of this information will be revealed publicly or used to identify you.

### ABOUT THIS QUESTIONNAIRE

#### **Why should I participate?**

- This is your chance to be heard on issues that directly affect you.
- Some examples of topics include: policies regarding workplace respect, experiences of discrimination/harassment, and other unwanted and unprofessional sex-related behaviors.
- Your answers on this survey make a difference. For example, results from previous surveys have played an important role in evaluating and developing policies and practices regarding general workplace respect issues as well as sexual assault, sexual harassment, and other gender-related issues.

### **How do I participate?**

- To participate, you are asked to (1) read the Privacy Act Statement, (2) verify contact information, and (3) provide us e-mail address(es) so we can notify you when the survey is ready. We would appreciate your doing this step now. To participate now, click the Continue Now button

### **How did you pick me?**

- We use well-established, scientific procedures to sample from the Defense community.
- This sampling procedure sets up clusters of people based on combinations of demographic characteristics (e.g., Service, rank, etc.).
- You were selected at random from one of these clusters of people.

### **Why am I being asked to use the Web?**

- Web administration enables us to get survey results to senior Defense leaders faster.

### **Why are you using a .net instead of a .mil domain to field your survey?**

- A .net domain was chosen for two reasons:
  1. The survey operations contractor, Data Recognition Corp., consolidates both Web and paper survey data for DoD and it is more efficient for the Government to collect it at their site.
  2. This makes it as easy as possible for everyone to access the survey, even from a non-government computer. If you cannot access the government Start Page (<https://dodsurvey.osd.mil>), you can start from the contractor site: <http://www.dodsurvey.net>.

### **Do I have to take the survey in one sitting?**

- No, it is not necessary to complete the survey in one sitting. Just click the "Save and Return Later" button and the work you completed will be saved.
- When you return to the survey Web site, enter your Ticket Number and PIN to get to the place in the survey where you had stopped.

### **Can I withdraw my answers once I have started the survey on the Web?**

- Once you start answering the survey, if you desire to withdraw your answers, please notify the Survey Processing Center prior to DATE by sending an e-mail to [HRSurvey@osd.pentagon.mil](mailto:HRSurvey@osd.pentagon.mil) or leave a message, toll-free, at 1-800-881-5307. Please include in the e-mail or phone message your name, Ticket Number, and the PIN that you selected when you started this survey.

### **Why does the survey ask personal questions?**

- The Defense Manpower Data Center (DMDC) traditionally reports not only overall results, but also results by race/ethnicity, paygrade, etc.
- To complete these analyses, we must ask respondents for this type of demographic information.
- Analyzing results in this way provides Defense leaders information about the attitudes and concerns of all subgroups of personnel (e.g., enlisted/officer, males/females) so that no groups are overlooked.
- Sensitive questions about topics like unwanted and unprofessional behavior at work will be used to improve personnel policies, programs, and practices. As with all questions on the surveys, your responses will be held in confidence.

### **Will my answers be kept private?**

- Your privacy will be safeguarded in accordance with the Privacy Act of 1974 (Public Law 93-579). Privacy Act Statement & Informed Consent Information for 2006 Workplace and Gender Relations Survey of Active Duty Members.
- Only group statistics will be reported. Individual data will not be reported.

### **Will I ever see the results of the survey?**

- This survey's briefings and reports will be posted on the following Website:  
<http://www.dmdc.osd.mil/surveys/>

### **What is DMDC?**

- DMDC maintains the largest archive of personnel, manpower, training, and financial data in DoD. It also conducts Joint-Service surveys and operates the Status of Forces Survey Program for the DoD. To learn more, visit the DMDC Web site:  
<http://www.dmdc.osd.mil/>

**How do I know this is an official, approved DoD survey?**

- In accordance with DoD Directive 8910.1, all data collection in the Department must be licensed and show that license as a Report Control Symbol (RCS) with an expiration date. The RCS for this survey is DD-P&R(QD)1947, expiring 12/31/2006.

**What is HRSurvey@osd.pentagon.mil?**

- The official e-mail address for communicating with DoD about this survey. The name is short for Human Relations Survey, which includes surveys on equal opportunity and gender issues.

**How to Contact Us**

- If you have questions or concerns about this survey, you have three ways to contact the Survey Operations Center:
- Call 1-800-881-5307  
Or
- E-mail us using the following link: [HRSurvey@osd.pentagon.mil](mailto:HRSurvey@osd.pentagon.mil)  
Or

Send us a fax at 1-763-268-3011





RCS: DD-P&R(QD) 1947  
Exp. 12/31/06  
DMDC Survey No. 06-0026b

## *2006 Workplace and Gender Relations Survey of Active-Duty Members*

***Department of Defense  
Human Resources  
Strategic Assessment  
Program (HRSAP)***



Please return your completed survey in the business reply envelope through a U.S. government mail room or post office.

DEFENSE MANPOWER DATA CENTER  
ATTN: SURVEY PROCESSING CENTER  
DATA RECOGNITION CORPORATION  
P.O. BOX 5720  
HOPKINS, MN 55343



T

## COMPLETION INSTRUCTIONS

- Use a blue or black pen.
  - Place an "X" in the appropriate box or boxes.
- RIGHT ☒ WRONG ☒ ☐
- To change an answer, black out the wrong answer and put an "X" in the correct box as shown below.
- CORRECT ANSWER ☒ INCORRECT ANSWER ☐

## PRIVACY ACT &amp; INFORMED CONSENT

In accordance with the Privacy Act, this notice informs you of the purpose of the HRSAP Surveys and how the findings of these surveys will be used. It also provides information about the Privacy Act and about informed consent. Please read it carefully.

Returning this survey indicates your agreement to participate in this research.

**AUTHORITY:** 10 USC Sections 136, 481, 1785, and 2358. 14 USC Section 1.

**PRINCIPAL PURPOSE:** Information collected in this survey will be used to research attitudes and perceptions about gender-related issues, estimate the level of sexual harassment and unwanted sexual contact, and identify areas where improvements are needed. This information will assist in the formulation of policies which may be needed to improve the working environment. Reports will be provided to the Office of the Secretary of Defense, each Military Department, and the Joint Chiefs of Staff. Findings will be used in reports and testimony provided to Congress. Some findings may be published by the Defense Manpower Data Center (DMDC) or in professional journals, or presented at conferences, symposia, and scientific meetings. Datasets without any identifying information may be analyzed by researchers outside of DMDC. Briefings and reports on results from these surveys will be posted on the following Web site: <http://www.dmdc.osd.mil/surveys/>. In no case will your individual identifiable survey responses be reported.

**ROUTINE USES:** None.

**DISCLOSURE:** Providing information on this survey is voluntary. Most people take 16-30 minutes to complete the survey. There is no penalty if you choose not to respond. However, maximum participation is encouraged so that the data will be complete and representative. Your survey responses will be treated as confidential. Identifying information will be used by government and contractor staff engaged in, and for purposes of, the survey research. For example, the research oversight office of the Office of the Under Secretary of Defense (Personnel and Readiness) and representatives of the U.S. Army Medical Research and Materiel Command are eligible to review research records as a part of their responsibility to protect human subjects in research. This survey is being conducted for research purposes. If you answer any items and indicate distress or being upset, etc., you will not be contacted for follow-up purposes. However, if a direct threat to harm yourself or others is found in survey comments or communications about the survey, DMDC is legally required to forward information about that threat to an office in your area for appropriate action.

**SURVEY ELIGIBILITY AND POTENTIAL BENEFITS:** DMDC uses well-established, scientific procedures to select a sample that represents the Defense community. This sampling procedure sets up clusters of people based on combinations of demographic characteristics (e.g., location, gender). You were selected at random from one of these clusters of people. This is your chance to be heard on issues that directly affect you. While there is no benefit just for you for your individual participation, your answers on a survey **make a difference**. For example, results from previous surveys have played an important role in evaluating and developing policies and practices regarding general workplace respect issues as well as sexual assault, sexual harassment, and other gender-related issues.

**STATEMENT OF RISK:** The data collection procedures are not expected to involve risk or discomfort to you. The only risk to you is accidental or unintentional disclosure of the data you provide. However, the government and its contractors have a number of policies and procedures to ensure that survey data are safe and protected. For example, identifying information (name, address) is not stored in the same file as answers to survey questions. Surveys are kept in a secure facility during data entry. Within six months of the end of the data collection, surveys are shredded in a secure recycling facility. Answers to survey questions may be shared with organizations doing research on DoD personnel but only after minimizing detailed demographic data (for example, paygrade and detailed location information) that could possibly be used to identify an individual. A confidentiality analysis is performed to reduce the risk of there being a combination of demographic variables that can single out an individual. To further minimize this risk, some variables are randomly set to missing. Government and contractor staff members have been trained to protect client identity and are subject to civil penalties for violating your confidentiality. A respondent who experienced sexual harassment or unwanted sexual contact may experience discomfort and/or other emotions while completing the survey. Contact information is provided below for those who experience such discomfort.

- If you are a victim of sexual assault, or a person who wishes to prevent or respond to this crime, you may want to contact your Service's local Sexual Assault Response Coordinator (SARC) or Victim Advocate (VA).
  - To reach Military One Source 24/7 for restricted/unrestricted reporting and established DoD Sexual Assault Services, call a hotline number: Stateside: 1-800-342-9647 Overseas: 00-800-3429-6477 or call collect 1-484-530-5908
  - Worldwide: [www.militaryonesource.com](http://www.militaryonesource.com) or [www.sapr.mil/](http://www.sapr.mil/)
  - Coast Guard members may want to call Employee Assistance Program Counseling Services (1-800-222-0364)
- If you are a victim of sexual harassment, or a person who wishes to prevent or respond to it, you may want to contact your Service's local sexual harassment or equal opportunity office.
  - To reach a hotline for your Service call: Army: 1-800-267-9964 Marine Corps: 703-784-9371 Coast Guard: 1-800-222-0364 Navy: 1-800-253-0931 Air Force: 1-800-616-3775
- If you have questions about the survey, please e-mail [HRSurvey@osd.pentagon.mil](mailto:HRSurvey@osd.pentagon.mil) or leave a message any time, toll-free, at 1-800-851-5307.
- If you have concerns about your rights as a research participant, please contact Ms. Caroline Miner, Human Subjects Protections Specialist, Deployment Health Support Division, 5113 Leesburg Pike, Skyline 4, Suite 403, Falls Church, VA 22041, [humansubjects@deploymenthealth.osd.mil](mailto:humansubjects@deploymenthealth.osd.mil), (703) 575-2677, Fax (703) 824-4216.

## BACKGROUND INFORMATION

## 1. In what Service were you on active duty on June 26, 2006?

- ☒ Army  
☒ Navy  
☒ Marine Corps  
☒ Air Force  
☒ Coast Guard  
☒ None, you were separated or retired - stop here and return the survey

## 2. Are you . . . ?

- ☒ Male  
☒ Female

## 3. What is your current paygrade? Mark one.

- |   |   |   |  |
|---|---|---|--|
| <input checked="" type="checkbox"/> E-1 | <input checked="" type="checkbox"/> E-6 | <input checked="" type="checkbox"/> W-1 | <input checked="" type="checkbox"/> O-1/O-1E     |
| <input checked="" type="checkbox"/> E-2 | <input checked="" type="checkbox"/> E-7 | <input checked="" type="checkbox"/> W-2 | <input checked="" type="checkbox"/> O-2/O-2E     |
| <input checked="" type="checkbox"/> E-3 | <input checked="" type="checkbox"/> E-8 | <input checked="" type="checkbox"/> W-3 | <input checked="" type="checkbox"/> O-3/O-3E     |
| <input checked="" type="checkbox"/> E-4 | <input checked="" type="checkbox"/> E-9 | <input checked="" type="checkbox"/> W-4 | <input checked="" type="checkbox"/> O-4          |
| <input checked="" type="checkbox"/> E-5 |   | <input checked="" type="checkbox"/> W-5 | <input checked="" type="checkbox"/> O-5          |
|   |   |   | <input checked="" type="checkbox"/> O-6 or above |

## 4. Are you Spanish/Hispanic/Latino?

- ☒ No, not Spanish/Hispanic/Latino  
☒ Yes, Mexican, Mexican-American, Chicano, Puerto Rican, Cuban, or other Spanish/Hispanic/Latino

## 5. What is your race? Mark one or more races to indicate what you consider yourself to be.

- ☒ White  
☒ Black or African American  
☒ American Indian or Alaska Native  
☒ Asian (e.g., Asian Indian, Chinese, Filipino, Japanese, Korean, Vietnamese)  
☒ Native Hawaiian or other Pacific Islander (e.g., Samoan, Guamanian or Chamorro)

## 6. Where is your permanent duty station located? Mark one.

- ☒ In one of the U.S. 50 states, D.C., Puerto Rico, or a U.S. territory or possession  
☒ Europe (e.g., Bosnia-Herzegovina, Germany, Italy, Serbia, United Kingdom)  
☒ Former Soviet Union (e.g., Russia, Tajikistan, Uzbekistan)  
☒ East Asia and Pacific (e.g., Australia, Japan, Korea)  
☒ North Africa, Near East or South Asia (e.g., Bahrain, Diego Garcia, Kuwait, Saudi Arabia)  
☒ Sub-Saharan Africa (e.g., Kenya, South Africa)  
☒ Western Hemisphere outside of the U.S. (e.g., Cuba, Honduras, Peru)  
☒ Other or not sure

L



## CAREER INTENTION

7. How many years of active-duty service have you completed (including enlisted, warrant officer, and commissioned officer time)? *To indicate less than 1 year, enter "0". To indicate 35 years or more, enter "35".*

Years

8. Suppose that you have to decide whether to stay on active duty. Assuming you could stay, how likely is it that you would choose to do so?

- ☐ Very likely                      ☐ Unlikely  
☐ Likely                            ☐ Very unlikely  
☐ Neither likely nor unlikely

9. How much do you agree or disagree with each of the following statements? *Mark one answer for each statement.*

	Strongly disagree	Disagree	Neither agree nor disagree	Agree	Strongly agree
a. I enjoy serving in the military.....	<input type="checkbox"/>	<input type="checkbox"/>	<input type="checkbox"/>	<input type="checkbox"/>	<input type="checkbox"/>
b. Serving in the military is consistent with my personal goals. ....	<input type="checkbox"/>	<input type="checkbox"/>	<input type="checkbox"/>	<input type="checkbox"/>	<input type="checkbox"/>
c. If I left the military, I would feel like I'm starting all over again. ....	<input type="checkbox"/>	<input type="checkbox"/>	<input type="checkbox"/>	<input type="checkbox"/>	<input type="checkbox"/>
d. I would feel guilty if I left the military..	<input type="checkbox"/>	<input type="checkbox"/>	<input type="checkbox"/>	<input type="checkbox"/>	<input type="checkbox"/>
e. Generally, on a day-to-day basis, I am happy with my life in the military..	<input type="checkbox"/>	<input type="checkbox"/>	<input type="checkbox"/>	<input type="checkbox"/>	<input type="checkbox"/>
f. It would be difficult for me to leave the military and give up the benefits that are available in the Service. ....	<input type="checkbox"/>	<input type="checkbox"/>	<input type="checkbox"/>	<input type="checkbox"/>	<input type="checkbox"/>
g. I would not leave the military right now because I have a sense of obligation to the people in it. ....	<input type="checkbox"/>	<input type="checkbox"/>	<input type="checkbox"/>	<input type="checkbox"/>	<input type="checkbox"/>
h. I really feel as if the military's values are my own. ....	<input type="checkbox"/>	<input type="checkbox"/>	<input type="checkbox"/>	<input type="checkbox"/>	<input type="checkbox"/>
i. I would have difficulty finding a job if I left the military.....	<input type="checkbox"/>	<input type="checkbox"/>	<input type="checkbox"/>	<input type="checkbox"/>	<input type="checkbox"/>
j. Generally, on a day-to-day basis, I am proud to be in the military. ....	<input type="checkbox"/>	<input type="checkbox"/>	<input type="checkbox"/>	<input type="checkbox"/>	<input type="checkbox"/>
k. If I left the military, I would feel like I had let my country down. ....	<input type="checkbox"/>	<input type="checkbox"/>	<input type="checkbox"/>	<input type="checkbox"/>	<input type="checkbox"/>
l. I continue to serve in the military because leaving would require considerable sacrifice.....	<input type="checkbox"/>	<input type="checkbox"/>	<input type="checkbox"/>	<input type="checkbox"/>	<input type="checkbox"/>
m. I feel like being a member of the military can help me achieve what I want in life.....	<input type="checkbox"/>	<input type="checkbox"/>	<input type="checkbox"/>	<input type="checkbox"/>	<input type="checkbox"/>
n. One of the problems with leaving the military would be the lack of available alternatives. ....	<input type="checkbox"/>	<input type="checkbox"/>	<input type="checkbox"/>	<input type="checkbox"/>	<input type="checkbox"/>
o. I am committed to making the military my career. ....	<input type="checkbox"/>	<input type="checkbox"/>	<input type="checkbox"/>	<input type="checkbox"/>	<input type="checkbox"/>

3

## MILITARY LIFE

In this survey, the definition of "military duties" includes deployments, TDYs/TADs, training, military education, time at sea, and field exercises/alerts.

10. In the past 12 months, how many nights have you been away from your permanent duty station because of your military duties? *To indicate none, enter "0".*

Nights

11. Have you ever been deployed longer than 30 consecutive days?

- ☐ Yes, but not in the past 12 months  
☐ Yes, in the past 12 months  
☐ No → GO TO QUESTION 17

12. Since September 11, 2001, how many times have you been deployed for any of the following operations? *Mark one answer in each row. To indicate none, select "0 times".*

	3 or more times	2 times	1 time	0 times
a. Operation Noble Eagle .....	<input type="checkbox"/>	<input type="checkbox"/>	<input type="checkbox"/>	<input type="checkbox"/>
b. Operation Enduring Freedom .....	<input type="checkbox"/>	<input type="checkbox"/>	<input type="checkbox"/>	<input type="checkbox"/>
c. Operation Iraqi Freedom .....	<input type="checkbox"/>	<input type="checkbox"/>	<input type="checkbox"/>	<input type="checkbox"/>
d. Other.....	<input type="checkbox"/>	<input type="checkbox"/>	<input type="checkbox"/>	<input type="checkbox"/>

13. Are you currently on a deployment that has lasted longer than 30 consecutive days?

- ☐ Yes  
☐ No

14. In the past 12 months, have you been deployed for any of the following operations? *Mark one answer in each row.*

	No
Yes, but I am no longer deployed for this operation	<input type="checkbox"/>
Yes, and I am still deployed for this operation	<input type="checkbox"/>
a. Operation Noble Eagle .....	<input type="checkbox"/>
b. Operation Enduring Freedom .....	<input type="checkbox"/>
c. Operation Iraqi Freedom.....	<input type="checkbox"/>
d. Other .....	<input type="checkbox"/>

L

**T** 15. To what extent do/would you feel safe during deployments from being sexually harassed at the following times and locations? *Mark one answer in each row.*

	Not at all	Small extent	Moderate extent	Large extent	Very large extent
a. ON base/installation/ship, <u>during the day</u> . . . . .	<input type="checkbox"/>	<input type="checkbox"/>	<input type="checkbox"/>	<input type="checkbox"/>	<input type="checkbox"/>
b. ON base/installation/ship, <u>during the evening</u> . . . . .	<input type="checkbox"/>	<input type="checkbox"/>	<input type="checkbox"/>	<input type="checkbox"/>	<input type="checkbox"/>
c. ON base/installation/ship, <u>after lights out</u> . . . . .	<input type="checkbox"/>	<input type="checkbox"/>	<input type="checkbox"/>	<input type="checkbox"/>	<input type="checkbox"/>
d. ON base/installation/ship, <u>during the weekend</u> . . . . .	<input type="checkbox"/>	<input type="checkbox"/>	<input type="checkbox"/>	<input type="checkbox"/>	<input type="checkbox"/>
e. ON base/installation/ship, <u>in</u> your barracks/housing area . . . . .	<input type="checkbox"/>	<input type="checkbox"/>	<input type="checkbox"/>	<input type="checkbox"/>	<input type="checkbox"/>
f. ON base/installation/ship, <u>not in</u> your barracks/housing area . . . . .	<input type="checkbox"/>	<input type="checkbox"/>	<input type="checkbox"/>	<input type="checkbox"/>	<input type="checkbox"/>
g. ON DUTY away from your base/installation/ship (e.g., on patrol or being a part of a convoy) . . . . .	<input type="checkbox"/>	<input type="checkbox"/>	<input type="checkbox"/>	<input type="checkbox"/>	<input type="checkbox"/>
h. OFF DUTY away from your base/installation/ship, <u>during the day</u> . . . . .	<input type="checkbox"/>	<input type="checkbox"/>	<input type="checkbox"/>	<input type="checkbox"/>	<input type="checkbox"/>
i. OFF DUTY away from your base/installation/ship, <u>during the evening</u> . . . . .	<input type="checkbox"/>	<input type="checkbox"/>	<input type="checkbox"/>	<input type="checkbox"/>	<input type="checkbox"/>

16. To what extent do/would you feel safe during deployments from being sexually assaulted at the following times and locations? *Mark one answer in each row.*

	Not at all	Small extent	Moderate extent	Large extent	Very large extent
a. ON base/installation/ship, <u>during the day</u> . . . . .	<input type="checkbox"/>	<input type="checkbox"/>	<input type="checkbox"/>	<input type="checkbox"/>	<input type="checkbox"/>
b. ON base/installation/ship, <u>during the evening</u> . . . . .	<input type="checkbox"/>	<input type="checkbox"/>	<input type="checkbox"/>	<input type="checkbox"/>	<input type="checkbox"/>
c. ON base/installation/ship, <u>after lights out</u> . . . . .	<input type="checkbox"/>	<input type="checkbox"/>	<input type="checkbox"/>	<input type="checkbox"/>	<input type="checkbox"/>
d. ON base/installation/ship, <u>during the weekend</u> . . . . .	<input type="checkbox"/>	<input type="checkbox"/>	<input type="checkbox"/>	<input type="checkbox"/>	<input type="checkbox"/>
e. ON base/installation/ship, <u>in</u> your barracks/housing area . . . . .	<input type="checkbox"/>	<input type="checkbox"/>	<input type="checkbox"/>	<input type="checkbox"/>	<input type="checkbox"/>
f. ON base/installation/ship, <u>not in</u> your barracks/housing area . . . . .	<input type="checkbox"/>	<input type="checkbox"/>	<input type="checkbox"/>	<input type="checkbox"/>	<input type="checkbox"/>
g. ON DUTY away from your base/installation/ship (e.g., on patrol or being a part of a convoy) . . . . .	<input type="checkbox"/>	<input type="checkbox"/>	<input type="checkbox"/>	<input type="checkbox"/>	<input type="checkbox"/>
h. OFF DUTY away from your base/installation/ship, <u>during the day</u> . . . . .	<input type="checkbox"/>	<input type="checkbox"/>	<input type="checkbox"/>	<input type="checkbox"/>	<input type="checkbox"/>
i. OFF DUTY away from your base/installation/ship, <u>during the evening</u> . . . . .	<input type="checkbox"/>	<input type="checkbox"/>	<input type="checkbox"/>	<input type="checkbox"/>	<input type="checkbox"/>

17. To what extent . . . *Mark one answer in each row.*

	Not at all	Small extent	Moderate extent	Large extent	Very large extent
a. Do people in the military who sexually harass others get away with it? . . . . .	<input type="checkbox"/>	<input type="checkbox"/>	<input type="checkbox"/>	<input type="checkbox"/>	<input type="checkbox"/>
b. Do people in the military feel comfortable reporting sensitive issues to authorities, such as discrimination, harassment, or sexual assault? . . . . .	<input type="checkbox"/>	<input type="checkbox"/>	<input type="checkbox"/>	<input type="checkbox"/>	<input type="checkbox"/>
c. Would you feel responsible for stopping another Service member from having sex with someone who seems too intoxicated to consent? . . . . .	<input type="checkbox"/>	<input type="checkbox"/>	<input type="checkbox"/>	<input type="checkbox"/>	<input type="checkbox"/>
d. Would you feel responsible for stopping another Service member who is sexually harassing other(s)? . . . . .	<input type="checkbox"/>	<input type="checkbox"/>	<input type="checkbox"/>	<input type="checkbox"/>	<input type="checkbox"/>
e. Would you feel responsible to get help (e.g., medical, psychological) for another Service member who had been sexually assaulted? . . . . .	<input type="checkbox"/>	<input type="checkbox"/>	<input type="checkbox"/>	<input type="checkbox"/>	<input type="checkbox"/>

#### YOUR MILITARY WORKPLACE

18. Are you currently . . . *Mark "Yes" or "No" for each item.*

	No	Yes
a. In a military occupational specialty (MOS/D/R/AFSC) not usually held by persons of your gender? . . . . .	<input type="checkbox"/>	<input type="checkbox"/>
b. In a work environment where members of your gender are uncommon? . . . . .	<input type="checkbox"/>	<input type="checkbox"/>

19. Which of the following statements best describes the gender mix of your current work group, that is, the people with whom you work on a day-to-day basis? *Mark one.*

- ☐ All men  
☐ Almost entirely men  
☐ More men than women  
☐ About equal numbers of men and women  
☐ More women than men  
☐ Almost entirely women  
☐ All women



20. What is the gender of your immediate supervisor?  
*Mark one.*

- ☐ Male military  
☐ Male civilian  
☐ Female military  
☐ Female civilian

21. How much do you agree or disagree with the following statements about your supervisor?  
*Mark one answer for each statement.*

	Strongly disagree	Disagree	Neither agree nor disagree	Agree	Strongly agree
a. You trust your supervisor. ....	<input type="checkbox"/>	<input type="checkbox"/>	<input type="checkbox"/>	<input type="checkbox"/>	<input type="checkbox"/>
b. Your supervisor ensures that all assigned personnel are treated fairly. ....	<input type="checkbox"/>	<input type="checkbox"/>	<input type="checkbox"/>	<input type="checkbox"/>	<input type="checkbox"/>
c. There is very little conflict between your supervisor and the people who report to him/her. ....	<input type="checkbox"/>	<input type="checkbox"/>	<input type="checkbox"/>	<input type="checkbox"/>	<input type="checkbox"/>
d. Your supervisor evaluates your work performance fairly. ....	<input type="checkbox"/>	<input type="checkbox"/>	<input type="checkbox"/>	<input type="checkbox"/>	<input type="checkbox"/>
e. Your supervisor assigns work fairly in your work group. ....	<input type="checkbox"/>	<input type="checkbox"/>	<input type="checkbox"/>	<input type="checkbox"/>	<input type="checkbox"/>
f. You are satisfied with the direction/supervision you receive. ....	<input type="checkbox"/>	<input type="checkbox"/>	<input type="checkbox"/>	<input type="checkbox"/>	<input type="checkbox"/>

22. To what extent do you agree or disagree with the following statements about your work group?  
*Mark one answer for each statement.*

	Strongly disagree	Disagree	Neither agree nor disagree	Agree	Strongly agree
a. If you make a request through channels in your work group, you know somebody will listen. ....	<input type="checkbox"/>	<input type="checkbox"/>	<input type="checkbox"/>	<input type="checkbox"/>	<input type="checkbox"/>
b. The leaders in your work group are more interested in looking good than being good. ....	<input type="checkbox"/>	<input type="checkbox"/>	<input type="checkbox"/>	<input type="checkbox"/>	<input type="checkbox"/>
c. You would go for help with a personal problem to people in your chain-of-command. ....	<input type="checkbox"/>	<input type="checkbox"/>	<input type="checkbox"/>	<input type="checkbox"/>	<input type="checkbox"/>
d. The leaders in your work group are not concerned with the way Service members treat each other as long as the job gets done. ....	<input type="checkbox"/>	<input type="checkbox"/>	<input type="checkbox"/>	<input type="checkbox"/>	<input type="checkbox"/>
e. You are impressed with the quality of leadership in your work group. ...	<input type="checkbox"/>	<input type="checkbox"/>	<input type="checkbox"/>	<input type="checkbox"/>	<input type="checkbox"/>
f. The leaders in your work group are more interested in furthering their careers than in the well-being of their Service members. ....	<input type="checkbox"/>	<input type="checkbox"/>	<input type="checkbox"/>	<input type="checkbox"/>	<input type="checkbox"/>

23. In your opinion, have you had a mentor while in the military? *Mark one.*

- ☐ Yes, you have one now  
☐ Yes, you had one, but you don't have one now  
☐ No, but you would have liked one  
☐ No, and you never wanted one  
☐ Not sure or you do not know what a mentor is

24. How much do you agree or disagree with the following statements about the people you work with at your workplace? *Mark one answer for each statement.*

	Strongly disagree	Disagree	Neither agree nor disagree	Agree	Strongly agree
a. There is very little conflict among your coworkers. ....	<input type="checkbox"/>	<input type="checkbox"/>	<input type="checkbox"/>	<input type="checkbox"/>	<input type="checkbox"/>
b. Your coworkers put in the effort required for their jobs. ....	<input type="checkbox"/>	<input type="checkbox"/>	<input type="checkbox"/>	<input type="checkbox"/>	<input type="checkbox"/>
c. The people in your work group tend to get along. ....	<input type="checkbox"/>	<input type="checkbox"/>	<input type="checkbox"/>	<input type="checkbox"/>	<input type="checkbox"/>
d. The people in your work group are willing to help each other. ....	<input type="checkbox"/>	<input type="checkbox"/>	<input type="checkbox"/>	<input type="checkbox"/>	<input type="checkbox"/>
e. You are satisfied with the relationships you have with your coworkers. ....	<input type="checkbox"/>	<input type="checkbox"/>	<input type="checkbox"/>	<input type="checkbox"/>	<input type="checkbox"/>
f. You put more effort into your job than your coworkers do. ....	<input type="checkbox"/>	<input type="checkbox"/>	<input type="checkbox"/>	<input type="checkbox"/>	<input type="checkbox"/>

25. How much do you agree or disagree with the following statements about your workplace?  
*Mark one answer for each statement.*

	Strongly disagree	Disagree	Neither agree nor disagree	Agree	Strongly agree
a. I know what is expected of me at work. ....	<input type="checkbox"/>	<input type="checkbox"/>	<input type="checkbox"/>	<input type="checkbox"/>	<input type="checkbox"/>
b. I have the materials and equipment I need to do my work right. ....	<input type="checkbox"/>	<input type="checkbox"/>	<input type="checkbox"/>	<input type="checkbox"/>	<input type="checkbox"/>
c. At work, I have the opportunity to do what I do best every day. ....	<input type="checkbox"/>	<input type="checkbox"/>	<input type="checkbox"/>	<input type="checkbox"/>	<input type="checkbox"/>
d. In the last 7 days, I have received recognition or praise for doing good work. ....	<input type="checkbox"/>	<input type="checkbox"/>	<input type="checkbox"/>	<input type="checkbox"/>	<input type="checkbox"/>
e. My supervisor, or someone at work, seems to care about me as a person. ....	<input type="checkbox"/>	<input type="checkbox"/>	<input type="checkbox"/>	<input type="checkbox"/>	<input type="checkbox"/>
f. There is someone at work who encourages my development. ....	<input type="checkbox"/>	<input type="checkbox"/>	<input type="checkbox"/>	<input type="checkbox"/>	<input type="checkbox"/>
g. At work, my opinions seem to count. ....	<input type="checkbox"/>	<input type="checkbox"/>	<input type="checkbox"/>	<input type="checkbox"/>	<input type="checkbox"/>
h. The mission/purpose of my Service makes me feel my job is important. ....	<input type="checkbox"/>	<input type="checkbox"/>	<input type="checkbox"/>	<input type="checkbox"/>	<input type="checkbox"/>
i. My coworkers are committed to doing quality work. ....	<input type="checkbox"/>	<input type="checkbox"/>	<input type="checkbox"/>	<input type="checkbox"/>	<input type="checkbox"/>
j. I have a best friend at work. ....	<input type="checkbox"/>	<input type="checkbox"/>	<input type="checkbox"/>	<input type="checkbox"/>	<input type="checkbox"/>

**T 25. Continued.**

	Strongly disagree	Disagree	Neither agree nor disagree	Agree	Strongly agree
k. In the last 6 months, someone at work has talked to me about my progress. ....	<input type="checkbox"/>	<input type="checkbox"/>	<input type="checkbox"/>	<input type="checkbox"/>	<input type="checkbox"/>
l. This last year, I have had opportunities at work to learn and to grow. ....	<input type="checkbox"/>	<input type="checkbox"/>	<input type="checkbox"/>	<input type="checkbox"/>	<input type="checkbox"/>
m. At my workplace, a person's job opportunities and promotions are based only on work-related characteristics. ....	<input type="checkbox"/>	<input type="checkbox"/>	<input type="checkbox"/>	<input type="checkbox"/>	<input type="checkbox"/>
n. My supervisor helps everyone in my work group feel included. ....	<input type="checkbox"/>	<input type="checkbox"/>	<input type="checkbox"/>	<input type="checkbox"/>	<input type="checkbox"/>
o. I trust my supervisor to deal fairly with issues of equal treatment at my workplace. ....	<input type="checkbox"/>	<input type="checkbox"/>	<input type="checkbox"/>	<input type="checkbox"/>	<input type="checkbox"/>
p. At my workplace, all employees are kept well informed about issues and decisions that affect them. ....	<input type="checkbox"/>	<input type="checkbox"/>	<input type="checkbox"/>	<input type="checkbox"/>	<input type="checkbox"/>

Items 25.a through 25.p are used by permission of the copyright holder, The Gallup Organization, 901 F Street N.W., Washington, D.C. 20004.

**26. How much do you agree or disagree with the following statements about the work you do at your workplace? Mark one answer for each statement.**

	Strongly disagree	Disagree	Neither agree nor disagree	Agree	Strongly agree
a. Your work provides you with a sense of pride. ....	<input type="checkbox"/>	<input type="checkbox"/>	<input type="checkbox"/>	<input type="checkbox"/>	<input type="checkbox"/>
b. Your work makes good use of your skills. ....	<input type="checkbox"/>	<input type="checkbox"/>	<input type="checkbox"/>	<input type="checkbox"/>	<input type="checkbox"/>
c. You like the kind of work you do. ....	<input type="checkbox"/>	<input type="checkbox"/>	<input type="checkbox"/>	<input type="checkbox"/>	<input type="checkbox"/>
d. Your job gives you the chance to acquire valuable skills. ....	<input type="checkbox"/>	<input type="checkbox"/>	<input type="checkbox"/>	<input type="checkbox"/>	<input type="checkbox"/>
e. You are satisfied with your job as a whole. ....	<input type="checkbox"/>	<input type="checkbox"/>	<input type="checkbox"/>	<input type="checkbox"/>	<input type="checkbox"/>
f. Your day-to-day work is directly tied to your wartime job. ....	<input type="checkbox"/>	<input type="checkbox"/>	<input type="checkbox"/>	<input type="checkbox"/>	<input type="checkbox"/>

**27. Overall, how well prepared ... Mark one answer for each item.**

	Very poorly prepared	Poorly prepared	Neither well nor poorly prepared	Well prepared	Very well prepared
a. Are <u>you</u> to perform your wartime job? ....	<input type="checkbox"/>	<input type="checkbox"/>	<input type="checkbox"/>	<input type="checkbox"/>	<input type="checkbox"/>
b. Is <u>your unit</u> to perform its wartime mission? ....	<input type="checkbox"/>	<input type="checkbox"/>	<input type="checkbox"/>	<input type="checkbox"/>	<input type="checkbox"/>

**28. Overall, how would you rate ... Mark one answer for each item.**

	Very low	Low	Moderate	High	Very high
a. <u>Your</u> current level of morale? ....	<input type="checkbox"/>	<input type="checkbox"/>	<input type="checkbox"/>	<input type="checkbox"/>	<input type="checkbox"/>
b. The current level of morale <u>in your unit</u> ? ....	<input type="checkbox"/>	<input type="checkbox"/>	<input type="checkbox"/>	<input type="checkbox"/>	<input type="checkbox"/>

**29. How much do you agree or disagree with the following statements about your unit? Mark one answer for each statement.**

	Strongly disagree	Disagree	Neither agree nor disagree	Agree	Strongly agree
a. Service members in your unit really care about each other. ....	<input type="checkbox"/>	<input type="checkbox"/>	<input type="checkbox"/>	<input type="checkbox"/>	<input type="checkbox"/>
b. Service members in your unit work well as a team. ....	<input type="checkbox"/>	<input type="checkbox"/>	<input type="checkbox"/>	<input type="checkbox"/>	<input type="checkbox"/>
c. Service members in your unit pull together to get the job done. ....	<input type="checkbox"/>	<input type="checkbox"/>	<input type="checkbox"/>	<input type="checkbox"/>	<input type="checkbox"/>
d. Service members in your unit trust each other. ....	<input type="checkbox"/>	<input type="checkbox"/>	<input type="checkbox"/>	<input type="checkbox"/>	<input type="checkbox"/>

**STRESS, HEALTH, AND WELL-BEING****30. In the past month, how often have you ... Mark one answer for each item.**

	Very often	Fairly often	Sometimes	Almost never	Never
a. Been upset because of something that happened unexpectedly? ....	<input type="checkbox"/>	<input type="checkbox"/>	<input type="checkbox"/>	<input type="checkbox"/>	<input type="checkbox"/>
b. Felt that you were unable to control the important things in your life? ....	<input type="checkbox"/>	<input type="checkbox"/>	<input type="checkbox"/>	<input type="checkbox"/>	<input type="checkbox"/>
c. Felt nervous and stressed? ....	<input type="checkbox"/>	<input type="checkbox"/>	<input type="checkbox"/>	<input type="checkbox"/>	<input type="checkbox"/>
d. Felt confident about your ability to handle your personal problems? ....	<input type="checkbox"/>	<input type="checkbox"/>	<input type="checkbox"/>	<input type="checkbox"/>	<input type="checkbox"/>
e. Felt that things were going your way? ....	<input type="checkbox"/>	<input type="checkbox"/>	<input type="checkbox"/>	<input type="checkbox"/>	<input type="checkbox"/>
f. Found that you could not cope with all of the things you had to do? ....	<input type="checkbox"/>	<input type="checkbox"/>	<input type="checkbox"/>	<input type="checkbox"/>	<input type="checkbox"/>
g. Been able to control irritations in your life? ....	<input type="checkbox"/>	<input type="checkbox"/>	<input type="checkbox"/>	<input type="checkbox"/>	<input type="checkbox"/>
h. Felt that you were on top of things? ....	<input type="checkbox"/>	<input type="checkbox"/>	<input type="checkbox"/>	<input type="checkbox"/>	<input type="checkbox"/>
i. Been angered because of things that were outside of your control? ....	<input type="checkbox"/>	<input type="checkbox"/>	<input type="checkbox"/>	<input type="checkbox"/>	<input type="checkbox"/>
j. Felt difficulties were piling up so high that you could not overcome them? ....	<input type="checkbox"/>	<input type="checkbox"/>	<input type="checkbox"/>	<input type="checkbox"/>	<input type="checkbox"/>



31. How true or false is each of the following statements for you? *Mark one answer for each statement.*

	Definitely true	Mostly true	Mostly false	Definitely false
a. I am as healthy as anybody I know . . . .	<input type="checkbox"/>	<input type="checkbox"/>	<input type="checkbox"/>	<input type="checkbox"/>
b. I seem to get sick a little easier than other people . . . . .	<input type="checkbox"/>	<input type="checkbox"/>	<input type="checkbox"/>	<input type="checkbox"/>
c. I expect my health to get worse . . . . .	<input type="checkbox"/>	<input type="checkbox"/>	<input type="checkbox"/>	<input type="checkbox"/>
d. My health is excellent . . . . .	<input type="checkbox"/>	<input type="checkbox"/>	<input type="checkbox"/>	<input type="checkbox"/>

32. Overall, how would you rate the current level of stress in your . . . *Mark one answer for each item.*

	Much more than usual	More than usual	About the same as usual	Less than usual	Much less than usual
a. <u>Work</u> life? . . . . .	<input type="checkbox"/>	<input type="checkbox"/>	<input type="checkbox"/>	<input type="checkbox"/>	<input type="checkbox"/>
b. <u>Personal</u> life? . . . . .	<input type="checkbox"/>	<input type="checkbox"/>	<input type="checkbox"/>	<input type="checkbox"/>	<input type="checkbox"/>

#### GENDER-RELATED EXPERIENCES IN THE MILITARY IN THE PAST 12 MONTHS

33. During the past 12 months, did any of the following happen to you? If it did, do you believe your gender was a factor? *Mark one answer for each statement.*

	Yes, and your gender was a factor	Yes, but your gender was NOT a factor	No, or does not apply
a. You were rated lower than you deserved on your last evaluation. . . . .	<input type="checkbox"/>	<input type="checkbox"/>	<input type="checkbox"/>
b. Your last evaluation contained unjustified negative comments. . . . .	<input type="checkbox"/>	<input type="checkbox"/>	<input type="checkbox"/>
c. You were held to a higher performance standard than others. . . . .	<input type="checkbox"/>	<input type="checkbox"/>	<input type="checkbox"/>
d. You did not get an award or decoration given to others in similar circumstances. . . . .	<input type="checkbox"/>	<input type="checkbox"/>	<input type="checkbox"/>
e. Your current assignment has not made use of your job skills. . . . .	<input type="checkbox"/>	<input type="checkbox"/>	<input type="checkbox"/>
f. Your current assignment is not good for your career if you continue in the military. . . . .	<input type="checkbox"/>	<input type="checkbox"/>	<input type="checkbox"/>
g. You did not receive day-to-day, short-term tasks that would have helped you prepare for advancement. . . . .	<input type="checkbox"/>	<input type="checkbox"/>	<input type="checkbox"/>
h. You did not have a professional relationship with someone who advised (mentored) you on career development or advancement. . . . .	<input type="checkbox"/>	<input type="checkbox"/>	<input type="checkbox"/>

33. Continued.

	Yes, and your gender was a factor	Yes, but your gender was NOT a factor	No, or does not apply
i. You did not learn <u>until it was too late</u> of opportunities that would have helped your career. . . . .	<input type="checkbox"/>	<input type="checkbox"/>	<input type="checkbox"/>
j. You were unable to get straight answers about your promotion possibilities. . . . .	<input type="checkbox"/>	<input type="checkbox"/>	<input type="checkbox"/>
k. You were excluded from social events important to career development and being kept informed. . . . .	<input type="checkbox"/>	<input type="checkbox"/>	<input type="checkbox"/>
l. You did not get a job assignment that you wanted and for which you were qualified. . . . .	<input type="checkbox"/>	<input type="checkbox"/>	<input type="checkbox"/>
m. If you answered "Yes, and your gender was a factor" to "l" above, was this assignment legally open to women? . . . . .	<input type="checkbox"/>	<input type="checkbox"/>	<input type="checkbox"/>
n. Have you had other adverse personnel actions in the past 12 months? (If yes, please specify) . . . . .	<input type="checkbox"/>	<input type="checkbox"/>	<input type="checkbox"/>

34. Do you consider ANY of the behaviors (a through n) which you marked as happening to you in Question 33 to have been . . . *Mark one answer for each item.*

☐ Does not apply, I marked "No, or does not apply" to every item.

	All	Some	None
a. Sex discrimination? . . . . .	<input type="checkbox"/>	<input type="checkbox"/>	<input type="checkbox"/>
b. Racial/ethnic discrimination? . . . . .	<input type="checkbox"/>	<input type="checkbox"/>	<input type="checkbox"/>
c. Age discrimination? . . . . .	<input type="checkbox"/>	<input type="checkbox"/>	<input type="checkbox"/>
d. Religious discrimination? . . . . .	<input type="checkbox"/>	<input type="checkbox"/>	<input type="checkbox"/>
e. Other? (Please specify) . . . . .	<input type="checkbox"/>	<input type="checkbox"/>	<input type="checkbox"/>

**T** 35. In this question you are asked about sex/gender related talk and/or behavior that was unwanted, uninvited, and in which you did not participate willingly.

How often during the past 12 months have you been in situations involving

• **Military Personnel (Active Duty or Reserve)**

- on- or off-duty

- on- or off-installation or ship; and/or

• **DoD/Service Civilian Employees and/or Contractors**

- in your workplace or on your installation/ship where one or more of these individuals (of either gender) . . . **Mark one answer for each item.**

	Very often	Often	Sometimes	Once or twice	Never
a. Repeatedly told sexual stories or jokes that were offensive to you? . . .	<input type="checkbox"/>	<input type="checkbox"/>	<input type="checkbox"/>	<input type="checkbox"/>	<input type="checkbox"/>
b. Referred to people of your gender in insulting or offensive terms? . . . . .	<input type="checkbox"/>	<input type="checkbox"/>	<input type="checkbox"/>	<input type="checkbox"/>	<input type="checkbox"/>
c. Made unwelcome attempts to draw you into a discussion of sexual matters (e.g., attempted to discuss or comment on your sex life)? . . . . .	<input type="checkbox"/>	<input type="checkbox"/>	<input type="checkbox"/>	<input type="checkbox"/>	<input type="checkbox"/>
d. Treated you "differently" because of your gender (e.g., mistreated, slighted, or ignored you)? . . . . .	<input type="checkbox"/>	<input type="checkbox"/>	<input type="checkbox"/>	<input type="checkbox"/>	<input type="checkbox"/>
e. Made offensive remarks about your appearance, body, or sexual activities? . . . . .	<input type="checkbox"/>	<input type="checkbox"/>	<input type="checkbox"/>	<input type="checkbox"/>	<input type="checkbox"/>
f. Made gestures or used body language of a sexual nature that embarrassed or offended you? . . . . .	<input type="checkbox"/>	<input type="checkbox"/>	<input type="checkbox"/>	<input type="checkbox"/>	<input type="checkbox"/>
g. Made offensive sexist remarks (e.g., suggesting that people of your gender are not suited for the kind of work you do)? . . . . .	<input type="checkbox"/>	<input type="checkbox"/>	<input type="checkbox"/>	<input type="checkbox"/>	<input type="checkbox"/>
h. Made unwanted attempts to establish a romantic sexual relationship with you despite your efforts to discourage it? . . . . .	<input type="checkbox"/>	<input type="checkbox"/>	<input type="checkbox"/>	<input type="checkbox"/>	<input type="checkbox"/>
i. Put you down or was condescending to you because of your gender? . . . . .	<input type="checkbox"/>	<input type="checkbox"/>	<input type="checkbox"/>	<input type="checkbox"/>	<input type="checkbox"/>
j. Continued to ask you for dates, drinks, dinner, etc., even though you said "No"? . . . . .	<input type="checkbox"/>	<input type="checkbox"/>	<input type="checkbox"/>	<input type="checkbox"/>	<input type="checkbox"/>
k. Made you feel like you were being bribed with some sort of reward or special treatment to engage in sexual behavior? . . . . .	<input type="checkbox"/>	<input type="checkbox"/>	<input type="checkbox"/>	<input type="checkbox"/>	<input type="checkbox"/>

35. Continued.

	Very often	Often	Sometimes	Once or twice	Never
l. Made you feel threatened with some sort of retaliation for not being sexually cooperative (e.g., by mentioning an upcoming review)? . . .	<input type="checkbox"/>	<input type="checkbox"/>	<input type="checkbox"/>	<input type="checkbox"/>	<input type="checkbox"/>
m. Touched you in a way that made you feel uncomfortable? . . . . .	<input type="checkbox"/>	<input type="checkbox"/>	<input type="checkbox"/>	<input type="checkbox"/>	<input type="checkbox"/>
n. Intentionally cornered you or leaned over you in a sexual way? . . .	<input type="checkbox"/>	<input type="checkbox"/>	<input type="checkbox"/>	<input type="checkbox"/>	<input type="checkbox"/>
o. Treated you badly for refusing to have sex? . . . . .	<input type="checkbox"/>	<input type="checkbox"/>	<input type="checkbox"/>	<input type="checkbox"/>	<input type="checkbox"/>
p. Implied faster promotions or better treatment if you were sexually cooperative? . . . . .	<input type="checkbox"/>	<input type="checkbox"/>	<input type="checkbox"/>	<input type="checkbox"/>	<input type="checkbox"/>
q. Made sexually suggestive comments, gestures, or looks (e.g., stared at your body)? . . . . .	<input type="checkbox"/>	<input type="checkbox"/>	<input type="checkbox"/>	<input type="checkbox"/>	<input type="checkbox"/>
r. Attempted to have sex with you without your consent or against your will, but was not successful? . . .	<input type="checkbox"/>	<input type="checkbox"/>	<input type="checkbox"/>	<input type="checkbox"/>	<input type="checkbox"/>
s. Had sex with you without your consent or against your will? . . . . .	<input type="checkbox"/>	<input type="checkbox"/>	<input type="checkbox"/>	<input type="checkbox"/>	<input type="checkbox"/>
t. Other unwanted gender-related behavior? (Unless you mark "Never", please describe below) . . . .	<input type="checkbox"/>	<input type="checkbox"/>	<input type="checkbox"/>	<input type="checkbox"/>	<input type="checkbox"/>

36. How many of these behaviors that you marked as happening to you, do you consider to have been sexual harassment?

- ☐ None were sexual harassment
- ☐ Some were sexual harassment; some were not sexual harassment
- ☐ All were sexual harassment
- ☐ Does not apply, I marked "Never" to every item
- ⇒ GO TO QUESTION 56



### ONE SITUATION OF GENDER-RELATED EXPERIENCES

37. Think about the situation(s) you experienced in the past 12 months that involved the behaviors you marked in Question 35A-Q.

Now pick the one situation that had the greatest effect on you. Which of the following categories best describe(s) the behavior(s) in the situation? Mark "Yes" or "No" for each item below that describes the situation.

	Yes	No
a. Sexist Behavior (e.g., mistreated you because of your gender or exposed you to language/behaviors that conveyed offensive or condescending gender-based attitudes) . . .	<input type="checkbox"/>	<input type="checkbox"/>
b. Crude/Offensive Behavior (e.g., exposed you to language/behaviors/jokes of a sexual nature that were offensive or embarrassing to you) . . .	<input type="checkbox"/>	<input type="checkbox"/>
c. Unwanted Sexual Attention (e.g., someone attempted to establish a sexual/romantic relationship with you, even though you objected) . . .	<input type="checkbox"/>	<input type="checkbox"/>
d. Sexual Coercion (e.g., someone implied preferential treatment in exchange for your sexual cooperation) . . .	<input type="checkbox"/>	<input type="checkbox"/>
e. Other (Please specify) . . .	<input type="checkbox"/>	<input type="checkbox"/>

38. To what extent was the situation . . . Mark one answer for each item.

	Not at all	Small extent	Moderate extent	Large extent	Very large extent
a. Annoying? . . .	<input type="checkbox"/>	<input type="checkbox"/>	<input type="checkbox"/>	<input type="checkbox"/>	<input type="checkbox"/>
b. Threatening? . . .	<input type="checkbox"/>	<input type="checkbox"/>	<input type="checkbox"/>	<input type="checkbox"/>	<input type="checkbox"/>
c. Offensive? . . .	<input type="checkbox"/>	<input type="checkbox"/>	<input type="checkbox"/>	<input type="checkbox"/>	<input type="checkbox"/>
d. Distracting? . . .	<input type="checkbox"/>	<input type="checkbox"/>	<input type="checkbox"/>	<input type="checkbox"/>	<input type="checkbox"/>
e. Stressful? . . .	<input type="checkbox"/>	<input type="checkbox"/>	<input type="checkbox"/>	<input type="checkbox"/>	<input type="checkbox"/>
f. Intimidating? . . .	<input type="checkbox"/>	<input type="checkbox"/>	<input type="checkbox"/>	<input type="checkbox"/>	<input type="checkbox"/>

39. How many of the behaviors you experienced in the situation do you consider to have been sexual harassment?

- ☐ None were sexual harassment  
☐ Some were sexual harassment; some were not sexual harassment  
☐ All were sexual harassment

40. Where and when did the situation occur? Mark one answer for each item.

	All of it	Most of it	Some of it	None of it
a. At a military installation . . .	<input type="checkbox"/>	<input type="checkbox"/>	<input type="checkbox"/>	<input type="checkbox"/>
b. At work (the place where you perform your military duties) . . .	<input type="checkbox"/>	<input type="checkbox"/>	<input type="checkbox"/>	<input type="checkbox"/>
c. During duty hours . . .	<input type="checkbox"/>	<input type="checkbox"/>	<input type="checkbox"/>	<input type="checkbox"/>
d. In living quarters/barracks . . .	<input type="checkbox"/>	<input type="checkbox"/>	<input type="checkbox"/>	<input type="checkbox"/>
e. In a work environment where members of your gender are uncommon . . .	<input type="checkbox"/>	<input type="checkbox"/>	<input type="checkbox"/>	<input type="checkbox"/>
f. While you were deployed . . .	<input type="checkbox"/>	<input type="checkbox"/>	<input type="checkbox"/>	<input type="checkbox"/>
g. In the local community around an installation . . .	<input type="checkbox"/>	<input type="checkbox"/>	<input type="checkbox"/>	<input type="checkbox"/>
h. At your current permanent duty station . . .	<input type="checkbox"/>	<input type="checkbox"/>	<input type="checkbox"/>	<input type="checkbox"/>
i. While you were on TDY/TAD, at sea, or during field exercises/alerts . . .	<input type="checkbox"/>	<input type="checkbox"/>	<input type="checkbox"/>	<input type="checkbox"/>

41. Was the offender(s) . . . ? Mark one.

- ☐ One person (male)  
☐ One person (female)  
☐ More than one person (all males)  
☐ More than one person (all females)  
☐ More than one person (both males and females)  
☐ Not sure

42. Was the offender(s) . . . Mark "Yes" or "No" for each.

	Yes	No
a. Someone in your chain-of-command? . . .	<input type="checkbox"/>	<input type="checkbox"/>
b. Other military person(s) of higher rank/grade than you? . . .	<input type="checkbox"/>	<input type="checkbox"/>
c. Your military coworker(s)? . . .	<input type="checkbox"/>	<input type="checkbox"/>
d. Your military subordinate(s)? . . .	<input type="checkbox"/>	<input type="checkbox"/>
e. Other military person(s)? . . .	<input type="checkbox"/>	<input type="checkbox"/>
f. DoD/Service civilian employee(s)? . . .	<input type="checkbox"/>	<input type="checkbox"/>
g. DoD/Service civilian contractor(s)? . . .	<input type="checkbox"/>	<input type="checkbox"/>
h. Person(s) in the local community? . . .	<input type="checkbox"/>	<input type="checkbox"/>
i. Unknown person(s)? . . .	<input type="checkbox"/>	<input type="checkbox"/>

43. During the course of the situation you have in mind, how often did the event(s) occur?

- ☐ Once  
☐ Occasionally  
☐ Frequently

44. How long did the situation last, or if continuing, how long has it been going on?

- ☐ Less than 1 week  
☐ 1 week to less than 1 month  
☐ 1 month to less than 3 months  
☐ 3 months to less than 6 months  
☐ 6 months or more

**T** 45. As a result of the situation, did you ... *Mark "Yes" or "No" for each item.*

	No	Yes
a. Ignore the behavior? .....	<input type="checkbox"/>	<input type="checkbox"/>
b. Avoid the person(s) who bothered you? .....	<input type="checkbox"/>	<input type="checkbox"/>
c. Tell the offender(s) to stop? .....	<input type="checkbox"/>	<input type="checkbox"/>
d. Ask someone else to speak to the offender(s) for you? .....	<input type="checkbox"/>	<input type="checkbox"/>
e. Blame yourself for what happened? .....	<input type="checkbox"/>	<input type="checkbox"/>
f. Act as though it did not bother you? .....	<input type="checkbox"/>	<input type="checkbox"/>
g. Call a hotline for advice/information (not to file a complaint)? .....	<input type="checkbox"/>	<input type="checkbox"/>
h. Request a transfer? .....	<input type="checkbox"/>	<input type="checkbox"/>
i. Think about getting out of your Service? .....	<input type="checkbox"/>	<input type="checkbox"/>
j. Accomplish less than you normally would at work? .....	<input type="checkbox"/>	<input type="checkbox"/>
k. Other? (Please specify) .....	<input type="checkbox"/>	<input type="checkbox"/>

46. Did you talk about the situation with ... *Mark "Yes," "No," or "Does not apply" for each.*

	Does not apply	No	Yes
a. Your spouse/significant other? .....	<input type="checkbox"/>	<input type="checkbox"/>	<input type="checkbox"/>
b. A friend? .....	<input type="checkbox"/>	<input type="checkbox"/>	<input type="checkbox"/>
c. A family member (e.g., parent, brother/sister)? .....	<input type="checkbox"/>	<input type="checkbox"/>	<input type="checkbox"/>
d. A chaplain, counselor, ombudsman, or health care provider? .....	<input type="checkbox"/>	<input type="checkbox"/>	<input type="checkbox"/>

47. Did you discuss/report the situation to any installation/Service/DoD individuals or organizations?

- ☐ Yes  
☐ No ⇒ GO TO QUESTION 55

48. Did you discuss/report the situation with/to any of the following installation/Service/DoD individuals or organizations? *Mark one answer for each.*

	No, I did not discuss/report it to this person/office	Yes, but it is too soon to tell if it will make things better or worse	Yes, and it made things worse	Yes, but it made no difference	Yes, and it made things better
a. Someone in your chain-of-command.	<input type="checkbox"/>	<input type="checkbox"/>	<input type="checkbox"/>	<input type="checkbox"/>	<input type="checkbox"/>
b. Someone in the chain-of-command of the person(s) who did it. ....	<input type="checkbox"/>	<input type="checkbox"/>	<input type="checkbox"/>	<input type="checkbox"/>	<input type="checkbox"/>
c. Special military office responsible for handling these kinds of complaints (e.g., Military Equal Opportunity or Civil Rights Office) .....	<input type="checkbox"/>	<input type="checkbox"/>	<input type="checkbox"/>	<input type="checkbox"/>	<input type="checkbox"/>
d. Other person or office with responsibility for follow-up .....	<input type="checkbox"/>	<input type="checkbox"/>	<input type="checkbox"/>	<input type="checkbox"/>	<input type="checkbox"/>

49. What actions were taken in response to your discussing/reporting the situation? *Mark "Yes," "No," or "Don't know" for each item.*

	Don't know	No	Yes
a. Person(s) who bothered you was/were talked to about the behavior. ....	<input type="checkbox"/>	<input type="checkbox"/>	<input type="checkbox"/>
b. Your complaint was/is being investigated.	<input type="checkbox"/>	<input type="checkbox"/>	<input type="checkbox"/>
c. The situation was resolved informally ....	<input type="checkbox"/>	<input type="checkbox"/>	<input type="checkbox"/>
d. You were encouraged to drop the complaint .....	<input type="checkbox"/>	<input type="checkbox"/>	<input type="checkbox"/>
e. Your complaint was discounted or not taken seriously. ....	<input type="checkbox"/>	<input type="checkbox"/>	<input type="checkbox"/>
f. The rules on harassment were explained to everyone in the unit/office/place where the problem had occurred. ....	<input type="checkbox"/>	<input type="checkbox"/>	<input type="checkbox"/>
g. The situation was/is being corrected ....	<input type="checkbox"/>	<input type="checkbox"/>	<input type="checkbox"/>
h. Some action was/is being taken against the person(s) who bothered you .....	<input type="checkbox"/>	<input type="checkbox"/>	<input type="checkbox"/>
i. Some action was/is being taken against you .....	<input type="checkbox"/>	<input type="checkbox"/>	<input type="checkbox"/>

50. Did you formally report the situation?

- ☐ Yes  
☐ No ⇒ GO TO QUESTION 56

51. Was your complaint found to be true?

- ☐ Yes  
☐ No  
☐ They were unable to determine whether your complaint was true or not.  
☐ Does not apply, the action is still being processed.  
⇒ GO TO QUESTION 53

52. How satisfied were you with the outcome of your complaint?

- ☐ Very satisfied      ☐ Dissatisfied  
☐ Satisfied      ☐ Very dissatisfied  
☐ Neither satisfied nor dissatisfied

53. How satisfied were/are you with the following aspects of the reporting process? *Mark one answer for each item.*

	Very dissatisfied	Dissatisfied	Neither satisfied nor dissatisfied	Satisfied	Very satisfied
a. Availability of information about how to file a complaint. ....	<input type="checkbox"/>	<input type="checkbox"/>	<input type="checkbox"/>	<input type="checkbox"/>	<input type="checkbox"/>
b. Treatment by personnel handling your complaint. ....	<input type="checkbox"/>	<input type="checkbox"/>	<input type="checkbox"/>	<input type="checkbox"/>	<input type="checkbox"/>
c. Amount of time it took/is taking to resolve your complaint .....	<input type="checkbox"/>	<input type="checkbox"/>	<input type="checkbox"/>	<input type="checkbox"/>	<input type="checkbox"/>
d. How well you were/are kept informed about the progress of your complaint.	<input type="checkbox"/>	<input type="checkbox"/>	<input type="checkbox"/>	<input type="checkbox"/>	<input type="checkbox"/>
e. The complaint process overall. ....	<input type="checkbox"/>	<input type="checkbox"/>	<input type="checkbox"/>	<input type="checkbox"/>	<input type="checkbox"/>

**T**



54. As a result of reporting the situation, did you experience any . . . Mark "Yes," "No," or "Don't know" for each item.

	Don't know	No	Yes
a. Professional retaliation (e.g., loss of privileges, denied promotion/training, transferred to less favorable job)? . . . . .	<input type="checkbox"/>	<input type="checkbox"/>	<input type="checkbox"/>
b. Social retaliation (e.g., ignored by coworkers, being blamed for the situation)? . . . . .	<input type="checkbox"/>	<input type="checkbox"/>	<input type="checkbox"/>

If you formally or informally reported the situation, GO TO QUESTION 56.

55. What were your reasons for not reporting the situation to any of the installation/Service/DoD individuals or organizations? Mark "Yes" or "No" for each statement.

	No	Yes
a. You thought it was not important enough to report . . . . .	<input type="checkbox"/>	<input type="checkbox"/>
b. You did not know how to report . . . . .	<input type="checkbox"/>	<input type="checkbox"/>
c. You felt uncomfortable making a report . . . . .	<input type="checkbox"/>	<input type="checkbox"/>
d. You took care of the problem yourself . . . . .	<input type="checkbox"/>	<input type="checkbox"/>
e. You did not think anything would be done . . . . .	<input type="checkbox"/>	<input type="checkbox"/>
f. You thought you would not be believed . . . . .	<input type="checkbox"/>	<input type="checkbox"/>
g. You thought reporting would take too much time and effort. . . . .	<input type="checkbox"/>	<input type="checkbox"/>
h. You were afraid of retaliation/reprisals from the person(s) who did it or from their friends. . . . .	<input type="checkbox"/>	<input type="checkbox"/>
i. You were afraid of negative professional outcomes . . . . .	<input type="checkbox"/>	<input type="checkbox"/>
j. You thought you would be labeled a troublemaker . . . . .	<input type="checkbox"/>	<input type="checkbox"/>
k. Other (Please specify) . . . . .	<input type="checkbox"/>	<input type="checkbox"/>

#### UNWANTED SEXUAL CONTACT

56. In the past 12 months, have you experienced any of the following sexual contacts that were against your will or occurred when you did not or could not consent where someone . . .

- Sexually touched you (e.g., intentional touching of genitalia, breasts, or buttocks) or made you sexually touch them?
- Attempted to make you have sexual intercourse, but was not successful?
- Made you have sexual intercourse?
- Attempted to make you perform or receive oral sex, anal sex, or penetration by a finger or object, but was not successful?
- Made you perform or receive oral sex, anal sex, or penetration by a finger or object?

- ☐ Yes, once  
☐ Yes, multiple times  
☐ No → GO TO QUESTION 77

#### ONE SITUATION OF UNWANTED SEXUAL CONTACT

57. Think about the situation(s) you experienced in the past 12 months that involved the behaviors in the previous question. Tell us about the one event that had the greatest effect on you.

What did the person(s) do during the situation? Mark one answer for each behavior.

	Did this	Did not do this
a. <u>Sexually touched you</u> (e.g., intentional touching of genitalia, breasts, or buttocks) or made you sexually touch them . . . . .	<input type="checkbox"/>	<input type="checkbox"/>
b. <u>Attempted</u> to make you have sexual intercourse, but was not successful . . . . .	<input type="checkbox"/>	<input type="checkbox"/>
c. <u>Made</u> you have sexual intercourse . . . . .	<input type="checkbox"/>	<input type="checkbox"/>
d. <u>Attempted</u> to make you perform or receive oral sex, anal sex, or penetration by a finger or object, but was not successful . . . . .	<input type="checkbox"/>	<input type="checkbox"/>
e. <u>Made</u> you perform or receive oral sex, anal sex, or penetration by a finger or object. . . . .	<input type="checkbox"/>	<input type="checkbox"/>

58. Did the situation occur . . . Mark "Yes" or "No" for each item.

	No	Yes
a. At a military installation? . . . . .	<input type="checkbox"/>	<input type="checkbox"/>
b. While you were deployed? . . . . .	<input type="checkbox"/>	<input type="checkbox"/>
c. At your current permanent duty station? . . . . .	<input type="checkbox"/>	<input type="checkbox"/>
d. During your work day/duty hours? . . . . .	<input type="checkbox"/>	<input type="checkbox"/>
e. While you were on TDY/TAD, at sea, or during field exercises/alerts? . . . . .	<input type="checkbox"/>	<input type="checkbox"/>

**T** 59. When did the situation occur ... Mark "Yes" or "No" for each.

	No	Yes
a. Between 6 a.m. and 6 p.m.?	<input type="checkbox"/>	<input type="checkbox"/>
b. After 6 p.m. but before midnight?	<input type="checkbox"/>	<input type="checkbox"/>
c. After midnight but before 6 a.m.?	<input type="checkbox"/>	<input type="checkbox"/>

60. Where did the situation occur? Mark one.

- ☐ In your home/living quarters  
☐ In the home/living quarters of the offender  
☐ In the home/living quarters of someone else  
☐ At a bar/nightclub  
☐ At work  
☐ In a vehicle  
☐ Other (Please specify)

--

61. Was the offender(s) ... ? Mark one.

- ☐ One person (male)  
☐ One person (female)  
☐ More than one person (all males)  
☐ More than one person (all females)  
☐ More than one person (both males and females)  
☐ Not sure

62. Was the offender(s) ... Mark "Yes" or "No" for each.

	No	Yes
a. Someone in your chain-of-command?	<input type="checkbox"/>	<input type="checkbox"/>
b. Other military person(s) of higher rank/grade than you?	<input type="checkbox"/>	<input type="checkbox"/>
c. Your military coworker(s)?	<input type="checkbox"/>	<input type="checkbox"/>
d. Your military subordinate(s)?	<input type="checkbox"/>	<input type="checkbox"/>
e. Other military person(s)?	<input type="checkbox"/>	<input type="checkbox"/>
f. DoD/Service civilian employee(s)?	<input type="checkbox"/>	<input type="checkbox"/>
g. DoD/Service civilian contractor(s)?	<input type="checkbox"/>	<input type="checkbox"/>
h. Person(s) in the local community?	<input type="checkbox"/>	<input type="checkbox"/>
i. Unknown person(s)?	<input type="checkbox"/>	<input type="checkbox"/>

63. Did the situation occur ... Mark "Yes" or "No" for each item.

	No	Yes
a. When your judgment was impaired due to alcohol?	<input type="checkbox"/>	<input type="checkbox"/>
b. When you were so intoxicated that you were unable to consent?	<input type="checkbox"/>	<input type="checkbox"/>
c. When the offender(s) was intoxicated?	<input type="checkbox"/>	<input type="checkbox"/>
d. After the offender(s) used drugs to knock you out (e.g., date rape drugs, sedatives, etc.)?	<input type="checkbox"/>	<input type="checkbox"/>

64. Did the offender(s) ... Mark "Yes" or "No" for each item.

	No	Yes
a. Threaten to ruin your reputation if you did not consent?	<input type="checkbox"/>	<input type="checkbox"/>
b. Threaten to physically harm you if you did not consent?	<input type="checkbox"/>	<input type="checkbox"/>
c. Threaten to physically harm a member of your family if you did not consent?	<input type="checkbox"/>	<input type="checkbox"/>
d. Use some degree of physical force (e.g., holding you down)?	<input type="checkbox"/>	<input type="checkbox"/>
e. Use their authority for a search (e.g., body/personal search)?	<input type="checkbox"/>	<input type="checkbox"/>
f. Use their authority for a medical or dental exam/procedure?	<input type="checkbox"/>	<input type="checkbox"/>
g. Use their authority as a military/civilian supervisor?	<input type="checkbox"/>	<input type="checkbox"/>

65. Prior to the situation, did any of the offender(s) ... Mark "Yes" or "No" for each item.

	No	Yes
a. Sexually harass you?	<input type="checkbox"/>	<input type="checkbox"/>
b. Stalk you?	<input type="checkbox"/>	<input type="checkbox"/>

66. Did you talk about the situation with ... Mark "Yes," "No," or "Does not apply" for each.

	Does not apply	No	Yes
a. Your spouse/significant other?	<input type="checkbox"/>	<input type="checkbox"/>	<input type="checkbox"/>
b. A friend?	<input type="checkbox"/>	<input type="checkbox"/>	<input type="checkbox"/>
c. A family member (e.g., parent, brother/sister)?	<input type="checkbox"/>	<input type="checkbox"/>	<input type="checkbox"/>
d. A chaplain, counselor, ombudsman, or health care provider?	<input type="checkbox"/>	<input type="checkbox"/>	<input type="checkbox"/>
e. A civilian hotline or crisis center?	<input type="checkbox"/>	<input type="checkbox"/>	<input type="checkbox"/>
f. A military hotline or Military OneSource?	<input type="checkbox"/>	<input type="checkbox"/>	<input type="checkbox"/>

67. Did you seek professional help/treatment or use other support services following the situation?

- ☐ Yes, from military/DoD-related service providers only  
☐ Yes, from civilian service providers only  
☐ Yes, from both civilian and military service providers  
☐ No → GO TO QUESTION 69



68. How satisfied are you with the professional help/treatment you received?

- ☐ Very satisfied  
☐ Satisfied  
☐ Neither satisfied nor dissatisfied  
☐ Dissatisfied  
☐ Very dissatisfied

69. Did you discuss/report the situation with/to any authority or organization? *Mark one.*

- ☐ No ⇒ GO TO QUESTION 76  
☐ Yes, I made a restricted report ⇒ GO TO QUESTION 74  
☐ Yes, I made an unrestricted report  
☐ Yes, but I am not sure whether it was unrestricted or restricted reporting

70. Did you discuss/report the situation with/to any of the following authorities or organizations? *Mark "Yes" or "No" for each item.*

	Yes	No
a. Your immediate supervisor .....	<input type="checkbox"/>	<input type="checkbox"/>
b. Someone else in your chain-of-command...	<input type="checkbox"/>	<input type="checkbox"/>
c. Sexual Assault Response Coordinator (SARC)/Victim Advocate .....	<input type="checkbox"/>	<input type="checkbox"/>
d. Chaplain or counselor.....	<input type="checkbox"/>	<input type="checkbox"/>
e. Health care provider .....	<input type="checkbox"/>	<input type="checkbox"/>
f. Legal services or criminal investigators .....	<input type="checkbox"/>	<input type="checkbox"/>
g. Other.....	<input type="checkbox"/>	<input type="checkbox"/>

71. What actions were taken in response to your report? *Mark "Yes," "No," or "Don't know" for each item.*

	Yes	No	Don't know
a. Your report was/is being investigated .....	<input type="checkbox"/>	<input type="checkbox"/>	<input type="checkbox"/>
b. You were/are being kept informed of the status of the investigation .....	<input type="checkbox"/>	<input type="checkbox"/>	<input type="checkbox"/>
c. Action was/is being taken against the offender .....	<input type="checkbox"/>	<input type="checkbox"/>	<input type="checkbox"/>
d. You were encouraged to drop the complaint/withdraw your report .....	<input type="checkbox"/>	<input type="checkbox"/>	<input type="checkbox"/>
e. Action was/is being taken against you.....	<input type="checkbox"/>	<input type="checkbox"/>	<input type="checkbox"/>
f. Some other action was/is being taken.....	<input type="checkbox"/>	<input type="checkbox"/>	<input type="checkbox"/>

72. How satisfied have you been with ... *Mark one answer in each row.*

	Does not apply	Very dissatisfied	Dissatisfied	Neither satisfied nor dissatisfied	Satisfied	Very satisfied
a. The quality of sexual assault advocacy services you received? .....	<input type="checkbox"/>	<input type="checkbox"/>	<input type="checkbox"/>	<input type="checkbox"/>	<input type="checkbox"/>	<input type="checkbox"/>
b. The quality of counseling services you received? .....	<input type="checkbox"/>	<input type="checkbox"/>	<input type="checkbox"/>	<input type="checkbox"/>	<input type="checkbox"/>	<input type="checkbox"/>
c. The quality of medical care you received? .....	<input type="checkbox"/>	<input type="checkbox"/>	<input type="checkbox"/>	<input type="checkbox"/>	<input type="checkbox"/>	<input type="checkbox"/>
d. Your treatment by the Sexual Assault Victim Advocate assigned to you? .....	<input type="checkbox"/>	<input type="checkbox"/>	<input type="checkbox"/>	<input type="checkbox"/>	<input type="checkbox"/>	<input type="checkbox"/>
e. Your treatment by the Sexual Assault Response Coordinator (SARC) handling your report? .....	<input type="checkbox"/>	<input type="checkbox"/>	<input type="checkbox"/>	<input type="checkbox"/>	<input type="checkbox"/>	<input type="checkbox"/>
f. Your treatment by the Commander handling your report? .....	<input type="checkbox"/>	<input type="checkbox"/>	<input type="checkbox"/>	<input type="checkbox"/>	<input type="checkbox"/>	<input type="checkbox"/>
g. Your treatment by the criminal investigator handling your report? .....	<input type="checkbox"/>	<input type="checkbox"/>	<input type="checkbox"/>	<input type="checkbox"/>	<input type="checkbox"/>	<input type="checkbox"/>
h. Your treatment by the Trial Defense Office personnel? .....	<input type="checkbox"/>	<input type="checkbox"/>	<input type="checkbox"/>	<input type="checkbox"/>	<input type="checkbox"/>	<input type="checkbox"/>
i. Your treatment by the Legal Office personnel (prosecution)? .....	<input type="checkbox"/>	<input type="checkbox"/>	<input type="checkbox"/>	<input type="checkbox"/>	<input type="checkbox"/>	<input type="checkbox"/>
j. The amount of time investigation process took/is taking? .....	<input type="checkbox"/>	<input type="checkbox"/>	<input type="checkbox"/>	<input type="checkbox"/>	<input type="checkbox"/>	<input type="checkbox"/>
k. How well you were/are kept informed about the progress of your case? .....	<input type="checkbox"/>	<input type="checkbox"/>	<input type="checkbox"/>	<input type="checkbox"/>	<input type="checkbox"/>	<input type="checkbox"/>
l. The availability of information about how to file a restricted report? .....	<input type="checkbox"/>	<input type="checkbox"/>	<input type="checkbox"/>	<input type="checkbox"/>	<input type="checkbox"/>	<input type="checkbox"/>
m. The availability of information about how to file an unrestricted report? .....	<input type="checkbox"/>	<input type="checkbox"/>	<input type="checkbox"/>	<input type="checkbox"/>	<input type="checkbox"/>	<input type="checkbox"/>
n. The reporting process overall? .....	<input type="checkbox"/>	<input type="checkbox"/>	<input type="checkbox"/>	<input type="checkbox"/>	<input type="checkbox"/>	<input type="checkbox"/>

73. As a result of reporting the situation, did you ... *Mark "Yes," "No," or "Don't know" for each item.*

	Yes	No	Don't know
a. Experience any professional retaliation (e.g., loss of privileges, denied promotion/training, transferred to less favorable job)? .....	<input type="checkbox"/>	<input type="checkbox"/>	<input type="checkbox"/>
b. Experience any social retaliation (e.g., ignored by coworkers, being blamed for the situation)? .....	<input type="checkbox"/>	<input type="checkbox"/>	<input type="checkbox"/>
c. Get placed on a medical hold? .....	<input type="checkbox"/>	<input type="checkbox"/>	<input type="checkbox"/>
d. Get placed on a legal hold? .....	<input type="checkbox"/>	<input type="checkbox"/>	<input type="checkbox"/>
e. Get an involuntary transfer to a different assignment? .....	<input type="checkbox"/>	<input type="checkbox"/>	<input type="checkbox"/>
f. Get a requested transfer to a different assignment? .....	<input type="checkbox"/>	<input type="checkbox"/>	<input type="checkbox"/>
g. Feel you were overprotected (e.g., smothered or treated like a child)? .....	<input type="checkbox"/>	<input type="checkbox"/>	<input type="checkbox"/>

**T** 74. When you reported the situation were you offered . . . Mark "Yes" or "No" for each.

	No	Yes
a. Sexual assault advocacy services (e.g., referrals or offers to accompany/transport you to appointments)?	<input type="checkbox"/>	<input type="checkbox"/>
b. Counseling services?	<input type="checkbox"/>	<input type="checkbox"/>
c. Medical or forensic services?	<input type="checkbox"/>	<input type="checkbox"/>
d. Legal services?	<input type="checkbox"/>	<input type="checkbox"/>

75. How soon after the situation occurred did you report (restricted or unrestricted) your experience to any authority or organization? Mark one.

- ☐ Within 24 hours  
☐ Within 2-3 days  
☐ Within 4-14 days  
☐ Within 15-30 days  
☐ Within 2 months to less than 1 year  
☐ Within 1 to 3 years of the situation  
☐ Over 3 years after the situation

If you made a restricted or unrestricted report of the situation to an authority or organization, GO TO QUESTION 77.

76. What were your reasons for not reporting the situation to any of the installation/Service/DoD individuals or organizations? Mark "Yes" or "No" for each statement.

	No	Yes
a. You thought it was not important enough to report	<input type="checkbox"/>	<input type="checkbox"/>
b. You did not know how to report	<input type="checkbox"/>	<input type="checkbox"/>
c. You felt uncomfortable making a report	<input type="checkbox"/>	<input type="checkbox"/>
d. You did not think anything would be done	<input type="checkbox"/>	<input type="checkbox"/>
e. You thought you would not be believed	<input type="checkbox"/>	<input type="checkbox"/>
f. You thought reporting would take too much time and effort	<input type="checkbox"/>	<input type="checkbox"/>
g. You were afraid of retaliation/reprisals from the person(s) who did it or from their friends	<input type="checkbox"/>	<input type="checkbox"/>
h. You thought your performance evaluation or chance for promotion would suffer	<input type="checkbox"/>	<input type="checkbox"/>
i. You thought you would be labeled a troublemaker	<input type="checkbox"/>	<input type="checkbox"/>
j. You did not want anyone to know	<input type="checkbox"/>	<input type="checkbox"/>
k. You feared you or others would be punished for infractions/violations, such as underage drinking or fraternization	<input type="checkbox"/>	<input type="checkbox"/>
l. Other (Please specify)	<input type="checkbox"/>	<input type="checkbox"/>

#### PERSONNEL POLICY AND PRACTICES

77. Please give your opinion about whether the persons below make honest and reasonable efforts to stop sexual harassment, regardless of what is said officially. Mark "Yes," "No," or "Don't know" for each.

	Don't know	No	Yes
a. Senior leadership of your Service	<input type="checkbox"/>	<input type="checkbox"/>	<input type="checkbox"/>
b. Senior leadership of your installation/ship	<input type="checkbox"/>	<input type="checkbox"/>	<input type="checkbox"/>
c. Your immediate supervisor	<input type="checkbox"/>	<input type="checkbox"/>	<input type="checkbox"/>

78. In your work group, to what extent . . . Mark one answer in each row.

	Not at all	Small extent	Moderate extent	Large extent	Very large extent
a. Would members of your work group feel free to report <u>sexual harassment</u> without fear of reprisals?	<input type="checkbox"/>	<input type="checkbox"/>	<input type="checkbox"/>	<input type="checkbox"/>	<input type="checkbox"/>
b. Would members of your work group feel free to report <u>sexual assault</u> without fear of reprisals?	<input type="checkbox"/>	<input type="checkbox"/>	<input type="checkbox"/>	<input type="checkbox"/>	<input type="checkbox"/>
c. Would complaints about <u>sexual harassment</u> be taken seriously no matter who files them?	<input type="checkbox"/>	<input type="checkbox"/>	<input type="checkbox"/>	<input type="checkbox"/>	<input type="checkbox"/>
d. Would people be able to get away with <u>sexual harassment</u> if it was reported?	<input type="checkbox"/>	<input type="checkbox"/>	<input type="checkbox"/>	<input type="checkbox"/>	<input type="checkbox"/>
e. Would people be able to get away with <u>sexual assault</u> if it was reported?	<input type="checkbox"/>	<input type="checkbox"/>	<input type="checkbox"/>	<input type="checkbox"/>	<input type="checkbox"/>

79. At your installation/ship, to what extent . . . Mark one answer in each row.

	Not at all	Small extent	Moderate extent	Large extent	Very large extent
a. Are policies forbidding <u>sexual harassment</u> publicized?	<input type="checkbox"/>	<input type="checkbox"/>	<input type="checkbox"/>	<input type="checkbox"/>	<input type="checkbox"/>
b. Are complaint procedures related to <u>sexual harassment</u> publicized?	<input type="checkbox"/>	<input type="checkbox"/>	<input type="checkbox"/>	<input type="checkbox"/>	<input type="checkbox"/>
c. Are reports of <u>sexual harassment</u> taken seriously?	<input type="checkbox"/>	<input type="checkbox"/>	<input type="checkbox"/>	<input type="checkbox"/>	<input type="checkbox"/>
d. Are <u>sexual assault</u> reporting procedures publicized?	<input type="checkbox"/>	<input type="checkbox"/>	<input type="checkbox"/>	<input type="checkbox"/>	<input type="checkbox"/>
e. Are reports of <u>sexual assault</u> taken seriously?	<input type="checkbox"/>	<input type="checkbox"/>	<input type="checkbox"/>	<input type="checkbox"/>	<input type="checkbox"/>



## SEXUAL HARASSMENT TRAINING

80. Have you had any military training during the past 12 months on topics related to *sexual harassment*?

- ☒ Yes  
☒ No ⇒ GO TO QUESTION 84

81. In the past 12 months, how many times have you had military training on topics related to *sexual harassment*? To indicate nine or more, enter "9".

Times

82. My Service's *sexual harassment* training . . . Mark one answer in each row.

	Strongly disagree	Disagree	Neither agree nor disagree	Agree	Strongly agree
a. Provides a good understanding of what words and actions are considered sexual harassment. . . . .	<input checked="" type="checkbox"/>	<input checked="" type="checkbox"/>	<input checked="" type="checkbox"/>	<input checked="" type="checkbox"/>	<input checked="" type="checkbox"/>
b. Teaches that sexual harassment reduces the cohesion and effectiveness of my Service as a whole. . . . .	<input checked="" type="checkbox"/>	<input checked="" type="checkbox"/>	<input checked="" type="checkbox"/>	<input checked="" type="checkbox"/>	<input checked="" type="checkbox"/>
c. Identifies behaviors that are offensive to others and should not be tolerated. . . . .	<input checked="" type="checkbox"/>	<input checked="" type="checkbox"/>	<input checked="" type="checkbox"/>	<input checked="" type="checkbox"/>	<input checked="" type="checkbox"/>
d. Gives useful tools for dealing with sexual harassment. . . . .	<input checked="" type="checkbox"/>	<input checked="" type="checkbox"/>	<input checked="" type="checkbox"/>	<input checked="" type="checkbox"/>	<input checked="" type="checkbox"/>
e. Explains the process for reporting sexual harassment. . . . .	<input checked="" type="checkbox"/>	<input checked="" type="checkbox"/>	<input checked="" type="checkbox"/>	<input checked="" type="checkbox"/>	<input checked="" type="checkbox"/>
f. Makes me feel it is safe to complain about unwanted sex-related attention. . . . .	<input checked="" type="checkbox"/>	<input checked="" type="checkbox"/>	<input checked="" type="checkbox"/>	<input checked="" type="checkbox"/>	<input checked="" type="checkbox"/>
g. Provides information about policies, procedures, and consequences of sexual harassment. . . . .	<input checked="" type="checkbox"/>	<input checked="" type="checkbox"/>	<input checked="" type="checkbox"/>	<input checked="" type="checkbox"/>	<input checked="" type="checkbox"/>

83. In your opinion, how effective was the training you received in actually reducing/preventing behaviors that might be seen as *sexual harassment*?

- ☒ Very effective      ☒ Slightly effective  
☒ Moderately effective      ☒ Not at all effective

## SEXUAL ASSAULT TRAINING

84. Have you had any military training during the past 12 months on topics related to *sexual assault*?

- ☒ Yes  
☒ No ⇒ GO TO QUESTION 88

85. In the past 12 months, how many times have you had military training on topics related to *sexual assault*? To indicate nine or more, enter "9".

Times

86. My Service's *sexual assault* training . . . Mark one answer in each row.

	Strongly disagree	Disagree	Neither agree nor disagree	Agree	Strongly agree
a. Provides a good understanding of what actions are considered sexual assault. . . . .	<input checked="" type="checkbox"/>	<input checked="" type="checkbox"/>	<input checked="" type="checkbox"/>	<input checked="" type="checkbox"/>	<input checked="" type="checkbox"/>
b. Teaches how to avoid situations that might increase the risk of sexual assault. . . . .	<input checked="" type="checkbox"/>	<input checked="" type="checkbox"/>	<input checked="" type="checkbox"/>	<input checked="" type="checkbox"/>	<input checked="" type="checkbox"/>
c. Teaches how to obtain medical care following a sexual assault. . . . .	<input checked="" type="checkbox"/>	<input checked="" type="checkbox"/>	<input checked="" type="checkbox"/>	<input checked="" type="checkbox"/>	<input checked="" type="checkbox"/>
d. Explains the role of the chain-of-command in handling sexual assaults. . . . .	<input checked="" type="checkbox"/>	<input checked="" type="checkbox"/>	<input checked="" type="checkbox"/>	<input checked="" type="checkbox"/>	<input checked="" type="checkbox"/>
e. Explains the reporting options available if a sexual assault occurs. . . . .	<input checked="" type="checkbox"/>	<input checked="" type="checkbox"/>	<input checked="" type="checkbox"/>	<input checked="" type="checkbox"/>	<input checked="" type="checkbox"/>
f. Identifies the points of contact for reporting sexual assault (e.g., SARC, Victim Advocate). . . . .	<input checked="" type="checkbox"/>	<input checked="" type="checkbox"/>	<input checked="" type="checkbox"/>	<input checked="" type="checkbox"/>	<input checked="" type="checkbox"/>
g. Explains how sexual assault is a mission readiness problem. . . . .	<input checked="" type="checkbox"/>	<input checked="" type="checkbox"/>	<input checked="" type="checkbox"/>	<input checked="" type="checkbox"/>	<input checked="" type="checkbox"/>

87. In your opinion, how effective was the training you received in . . . Mark one answer in each row.

	Not at all effective	Slightly effective	Moderately effective	Very effective
a. Actually reducing/preventing sexual assault or behaviors related to sexual assault? . . . . .	<input checked="" type="checkbox"/>	<input checked="" type="checkbox"/>	<input checked="" type="checkbox"/>	<input checked="" type="checkbox"/>
b. Explaining the difference between restricted and unrestricted reporting of sexual assault? . . . . .	<input checked="" type="checkbox"/>	<input checked="" type="checkbox"/>	<input checked="" type="checkbox"/>	<input checked="" type="checkbox"/>

88. At your installation/ship, is there a . . . Mark one answer in each row.

	Don't know	No	Yes
a. Specific office with the authority to investigate sexual harassment? . . . . .	<input checked="" type="checkbox"/>	<input checked="" type="checkbox"/>	<input checked="" type="checkbox"/>
b. Sexual Assault Response Coordinator (SARC) to help those who experience sexual assault? . . . . .	<input checked="" type="checkbox"/>	<input checked="" type="checkbox"/>	<input checked="" type="checkbox"/>
c. Sexual Assault Victim Advocate to help those who experience sexual assault? . . . . .	<input checked="" type="checkbox"/>	<input checked="" type="checkbox"/>	<input checked="" type="checkbox"/>



<b>REPORT DOCUMENTATION PAGE</b>					<i>Form Approved OMB No. 0704-0188</i>	
<small>The public reporting burden for this collection of information is estimated to average 1 hour per response, including the time for reviewing instructions, searching existing data sources, gathering and maintaining the data needed, and completing and reviewing the collection of information. Send comments regarding this burden estimate or any other aspect of this collection of information, including suggestions for reducing the burden, to Department of Defense, Washington Headquarters Services, Directorate for Information Operations and Reports (0704-0188), 1215 Jefferson Davis Highway, Suite 1204, Arlington, VA 22202-4302. Respondents should be aware that notwithstanding any other provision of law, no person shall be subject to any penalty for failing to comply with a collection of information if it does not display a currently valid OMB control number.</small> <b>PLEASE DO NOT RETURN YOUR FORM TO THE ABOVE ADDRESS.</b>						
<b>1. REPORT DATE (DD-MM-YYYY)</b> 15-07-2008		<b>2. REPORT TYPE</b> Final Report			<b>3. DATES COVERED (From - To)</b> June 2006-September 2006	
<b>4. TITLE AND SUBTITLE</b> 2006 Workplace and Gender Relations Survey of Active Duty Members - Tabulation of Responses Volume 2 Coast Guard Members					<b>5a. CONTRACT NUMBER</b>	
					<b>5b. GRANT NUMBER</b>	
					<b>5c. PROGRAM ELEMENT NUMBER</b>	
<b>6. AUTHOR(S)</b> Defense Manpower Data Center (DMDC)					<b>5d. PROJECT NUMBER</b>	
					<b>5e. TASK NUMBER</b>	
					<b>5f. WORK UNIT NUMBER</b>	
<b>7. PERFORMING ORGANIZATION NAME(S) AND ADDRESS(ES)</b> Defense Manpower Data Center 1600 Wilson Boulevard, Suite 400 Arlington, VA 22209-2593					<b>8. PERFORMING ORGANIZATION REPORT NUMBER</b> DMDC Report 2008-010	
<b>9. SPONSORING/MONITORING AGENCY NAME(S) AND ADDRESS(ES)</b>					<b>10. SPONSOR/MONITOR'S ACRONYM(S)</b>	
					<b>11. SPONSOR/MONITOR'S REPORT NUMBER(S)</b>	
<b>12. DISTRIBUTION/AVAILABILITY STATEMENT</b> Approved for Public Release; distribution unlimited.						
<b>13. SUPPLEMENTARY NOTES</b>						
<b>14. ABSTRACT</b> This report provides the results for the 2006 Workplace and Gender Relations Survey of Active Duty Members (2006WGRA). The 2006WGRA was designed to both estimate the level of sexual harassment and provide information on a variety of consequences of sexual harassment. This report gathered information on demographics; military workplace information; career intention; military life; stress, health, and well-being; gender-related experiences in the military; unwanted sexual contact; sexual harassment and sexual assault training; and personnel policy and practices. In this tabulation volume are an introduction to the survey, cross tabulations of the resulting data on a series of demographic variables of interest to the various policy offices within OUSD(P&R), and a copy of the survey instrument. Results are tabulated by Total DoD, Total Coast Guard, paygrade, race/ethnicity, and gender.						
<b>15. SUBJECT TERMS</b> Demographics, gender-related experiences, gender relations, personnel policies, sexual harassment, unwanted sexual contact, sexual assault, training, Services						
<b>16. SECURITY CLASSIFICATION OF:</b>			<b>17. LIMITATION OF ABSTRACT</b>  UU	<b>18. NUMBER OF PAGES</b>  358	<b>19a. NAME OF RESPONSIBLE PERSON</b> Rachel N. Lipari	
<b>a. REPORT</b>  U	<b>b. ABSTRACT</b>  U	<b>c. THIS PAGE</b>  U			<b>19b. TELEPHONE NUMBER (Include area code)</b> (703) 696-1125	

## INSTRUCTIONS FOR COMPLETING SF 298

**1. REPORT DATE.** Full publication date, including day, month, if available. Must cite at least the year and be Year 2000 compliant, e.g. 30-06-1998; xx-06-1998; xx-xx-1998.

**2. REPORT TYPE.** State the type of report, such as final, technical, interim, memorandum, master's thesis, progress, quarterly, research, special, group study, etc.

**3. DATES COVERED.** Indicate the time during which the work was performed and the report was written, e.g., Jun 1997 - Jun 1998; 1-10 Jun 1996; May - Nov 1998; Nov 1998.

**4. TITLE.** Enter title and subtitle with volume number and part number, if applicable. On classified documents, enter the title classification in parentheses.

**5a. CONTRACT NUMBER.** Enter all contract numbers as they appear in the report, e.g. F33615-86-C-5169.

**5b. GRANT NUMBER.** Enter all grant numbers as they appear in the report, e.g. AFOSR-82-1234.

**5c. PROGRAM ELEMENT NUMBER.** Enter all program element numbers as they appear in the report, e.g. 61101A.

**5d. PROJECT NUMBER.** Enter all project numbers as they appear in the report, e.g. 1F665702D1257; ILIR.

**5e. TASK NUMBER.** Enter all task numbers as they appear in the report, e.g. 05; RF0330201; T4112.

**5f. WORK UNIT NUMBER.** Enter all work unit numbers as they appear in the report, e.g. 001; AFAPL30480105.

**6. AUTHOR(S).** Enter name(s) of person(s) responsible for writing the report, performing the research, or credited with the content of the report. The form of entry is the last name, first name, middle initial, and additional qualifiers separated by commas, e.g. Smith, Richard, J, Jr.

**7. PERFORMING ORGANIZATION NAME(S) AND ADDRESS(ES).** Self-explanatory.

**8. PERFORMING ORGANIZATION REPORT NUMBER.** Enter all unique alphanumeric report numbers assigned by the performing organization, e.g. BRL-1234; AFWL-TR-85-4017-Vol-21-PT-2.

**9. SPONSORING/MONITORING AGENCY NAME(S) AND ADDRESS(ES).** Enter the name and address of the organization(s) financially responsible for and monitoring the work.

**10. SPONSOR/MONITOR'S ACRONYM(S).** Enter, if available, e.g. BRL, ARDEC, NADC.

**11. SPONSOR/MONITOR'S REPORT NUMBER(S).** Enter report number as assigned by the sponsoring/monitoring agency, if available, e.g. BRL-TR-829; -215.

**12. DISTRIBUTION/AVAILABILITY STATEMENT.** Use agency-mandated availability statements to indicate the public availability or distribution limitations of the report. If additional limitations/ restrictions or special markings are indicated, follow agency authorization procedures, e.g. RD/FRD, PROPIN, ITAR, etc. Include copyright information.

**13. SUPPLEMENTARY NOTES.** Enter information not included elsewhere such as: prepared in cooperation with; translation of; report supersedes; old edition number, etc.

**14. ABSTRACT.** A brief (approximately 200 words) factual summary of the most significant information.

**15. SUBJECT TERMS.** Key words or phrases identifying major concepts in the report.

**16. SECURITY CLASSIFICATION.** Enter security classification in accordance with security classification regulations, e.g. U, C, S, etc. If this form contains classified information, stamp classification level on the top and bottom of this page.

**17. LIMITATION OF ABSTRACT.** This block must be completed to assign a distribution limitation to the abstract. Enter UU (Unclassified Unlimited) or SAR (Same as Report). An entry in this block is necessary if the abstract is to be limited.





