




Selected Acquisition Report (SAR)

RCS: DD-A&T(Q&A)823-531



PATRIOT/MEADS CAP

As of December 31, 2010

Defense Acquisition Management
Information Retrieval
(DAMIR)

UNCLASSIFIED

Table of Contents

Program Information	3
Responsible Office	3
References	3
Mission and Description	4
Executive Summary	5
Threshold Breaches	6
Schedule	7
Performance	10
Track To Budget	13
Cost and Funding	15
Low Rate Initial Production	29
Foreign Military Sales	29
Nuclear Cost	30
Foreign Military Sales	30
Unit Cost	31
Cost Variance	37
Contracts	43
Deliveries and Expenditures	45
Operating and Support Cost	46

Program Information

Designation And Nomenclature (Popular Name)

Patriot/Medium Extended Air Defense System (MEADS) Combined Aggregate Program (CAP)

DoD Component

Army

Responsible Office

Responsible Office

Mr. Darryl Colvin
 Project Manager
 Lower Tier Project Office
 Building 5250, Martin Road
 Redstone Arsenal, AL 35898-8000
darryl.colvin@us.army.mil

Phone 256-955-3240
Fax 256-955-3108
DSN Phone 645-3240
DSN Fax 645-4656

Date Assigned December 1, 2008

References

FIRE UNIT

SAR Baseline (Development Estimate)

Defense Acquisition Executive (DAE) Approved Acquisition Program Baseline (APB) dated August 6, 2004

Approved APB

DAE Approved Acquisition Program Baseline (APB) dated August 6, 2004

MISSILE

SAR Baseline (Development Estimate)

Defense Acquisition Executive (DAE) Approved Acquisition Program Baseline (APB) dated August 6, 2004

Approved APB

DAE Approved Acquisition Program Baseline (APB) dated August 6, 2004

Mission and Description

The Combined Aggregate Program (CAP) represents the process through which the PATRIOT system transitions to the Medium Extended Air Defense System (MEADS). The MEADS program is a Tri-National co-development program among the United States, Germany, and Italy to replace the U.S. PATRIOT air defense systems, PATRIOT and HAWK systems in Germany, and the NIKE system in Italy. The MEADS mission will provide joint and coalition forces with critical asset and defended area protection against multiple and simultaneous attacks by low-to-medium altitude air and missile defense with the capability to counter, defeat, or destroy tactical ballistic missiles, air-breathing threats to include cruise missiles, unmanned aerial vehicles, tactical air-to-surface missiles, and anti-radiation missiles. The PATRIOT system provides a combat demonstrated capability against these threats.

MEADS will employ a netted distributed architecture with modular components to increase survivability and flexibility of employment in a number of operational configurations. The Missile Segment Enhancement (MSE) missile, as evolved from the current PATRIOT Advanced Capability-3 (PAC-3) missile's Cost Reduction Initiative (CRI) design, will provide a more agile, lethal interceptor missile resulting in substantial missile performance improvement while enhancing Insensitive Munitions (IM) compliance.

MEADS will provide significant improvements in strategic deployability, transportability, mobility, and maneuverability. Its substantially reduced lift requirements enable MEADS to be deployed rapidly with essential combat loads via inter/intra-theater land, sea, and airlift anywhere in the world. MEADS will provide air and missile defense of vital unit of employment and unit of action assets associated with Army maneuver forces. MEADS will provide Combatant Commanders with an Air and Missile Defense (AMD) system that is fully transportable by C-130 and C-17 aircraft for deployment during early entry operations. Furthermore, MEADS represents decreased size/weight over the current PATRIOT system and, with the ability to conduct rapid march order and system emplacement, will enhance maneuverability thereby providing better AMD protection to maneuvering forces. The Army's initial program plan was to ultimately field 16 MEADS Battalions by FY 2030 leading to complete replacement of the U.S. PATRIOT forces.

The objective U.S. MEADS battery, which will be scalable and tailorable to operational requirements, will consist of: the Integrated AMD (IAMD) Battle Command System Tactical Operations Center, enabling distributed system operations and beyond-line-of-sight engagements for maximum protection of supported forces by engaging at longer ranges; a near-vertical launcher capable of transporting and launching up to eight missiles; a Launcher Reloader; the MSE missile; ultra high frequency Surveillance Radar capability that provides 360-degree coverage and near-range detection of targets having low radar cross-section signatures; and two X-band Multi-Function Fire Control Radars (MFCR) that provide 360-degree coverage and are designed for high-precision handover to the in-flight missile, discrimination capabilities, and short-range target detection and horizon search.

The MSE missile was accepted as the baseline missile for MEADS and is being developed by the U.S. to meet that operational requirement. The MSE improves upon the current PAC-3 CRI missile capability with a higher performance solid rocket motor, modified lethality enhancer, more responsive control surfaces, upgraded guidance software, and IM improvements.

Executive Summary

A. FIRE UNIT Subprogram.

Medium Extended Air Defense System (MEADS): On February 11, 2011, the United States (U.S.) Department of Defense (DoD), after having considered several potential courses of action, rendered a MEADS program decision. The U.S. DOD decided that the best course of action is to continue the Design and Development (D&D) phase by providing funding up to the agreed Memorandum of Understanding (MoU) cost ceiling of \$4B in equivalent U.S. dollars (2004). The U.S. proposes focusing the remaining activities to implement a "proof of concept" effort through 2013 with the remaining MoU funds to provide a meaningful capability for Germany and Italy and a possible future option for the U.S. Based on this decision, a new and detailed program/schedule for D&D will have to be developed by North Atlantic Treaty Organization (NATO) MEADS Management Agency (NAMEADSMA) and approved by the Board of Directors (BoD) in the near future.

Given existing MoU/D&D contract commitments until 2013, and the likelihood that the U.S. will not procure MEADS, the U.S. must re-assess its strategy for handling critical U.S. Government Furnished Equipment (GFE) currently envisioned as part of the MEADS program. This strategy must address continuing support for GFE items such as the U.S.-developed and technology-restricted Exciter and Exportable Missile Model, sensitive U.S. communications and cryptographic equipment, and the PAC-3/Missile Segment Enhancement (MSE) missile. No resources are budgeted to support these efforts after 2013.

A successful MEADS Summary System Critical Design Review (CDR), held on August 25, 2010, was the final system-level event in a two-year plus Incremental CDR effort. These CDR events provided sufficient data to conclude that the program was ready to progress into the fabrication, integration, and test phases. The System CDR also provided the Nations with the status evaluations and analysis required for NAMEADSMA and the Nations to collaboratively make decisions necessary to formulate the Post-CDR contract amendment. On October 6, 2010, a System Program Review (SPR) was held at the BoD level and the National Armaments Director (NAD) level on October 27, 2010. The SPR, required by the program MoU, evaluated overall progress to that date and facilitated a NAD decision on the future of the program beyond CDR.

B. MISSILE Subprogram.

The PAC-3 Missile Segment Enhancement (MSE) development program continues to conduct flight tests to validate design and performance. A successful re-test of the first intercept mission, Guided Test Flight (GTF)-1B, occurred on February 17, 2010, at White Sands Missile Range (WSMR), New Mexico, validating the second pulse capability with the corrected Ignition Safety Device configuration, as a repeat of the previous unsuccessful GTF-1 mission in 2009. A PAC-3 MSE intercept mission was successfully conducted on March 2, 2011, and preliminary analysis indicates all test objectives were successfully achieved.

The December 2009 SAR reported breaches to the Missile Subprogram current estimate for schedule and cost. The MSE GTF-1 mission failure (March 25, 2009) precluded achieving the MSE First Intercept Acquisition Program Baseline (APB) schedule milestone by the June 2009 threshold. The extended MSE development schedule delayed transitioning to production and subsequently moved the current estimate beyond the MSE First Unit Equipped APB milestone threshold of March 2012. As a result of the MSE development delays, Missile Subprogram procurement funding was realigned to the PATRIOT PAC-3 program for FYs 2010 through 2012 to extend PAC-3 production. The MSE development effort will require additional Research, Development, Test, and Evaluation (RDT&E) funding starting in 3QFY11 to sustain program activities. The Army is in the process of assessing program funding requirements and availability. Procurement funding for Initial Production Facilitization is also needed in order to maintain a FY 2013 MSE production cut-in.

There are no significant software related issues with this program at this time.

Threshold Breaches

FIRE UNIT

APB Breaches		
--------------	--	--

Schedule		<input type="checkbox"/>
Performance		<input type="checkbox"/>
Cost	RDT&E	<input type="checkbox"/>
	Procurement	<input type="checkbox"/>
	MILCON	<input type="checkbox"/>
	Acq O&M	<input type="checkbox"/>
Unit Cost	PAUC	<input type="checkbox"/>
	APUC	<input type="checkbox"/>

Nunn-McCurdy Breaches		
-----------------------	--	--

Current UCR Baseline		
	PAUC	None
	APUC	None
Original UCR Baseline		
	PAUC	None
	APUC	None

MISSILE

APB Breaches		
--------------	--	--

Schedule		<input checked="" type="checkbox"/>
Performance		<input type="checkbox"/>
Cost	RDT&E	<input checked="" type="checkbox"/>
	Procurement	<input type="checkbox"/>
	MILCON	<input type="checkbox"/>
	Acq O&M	<input type="checkbox"/>
Unit Cost	PAUC	<input type="checkbox"/>
	APUC	<input type="checkbox"/>

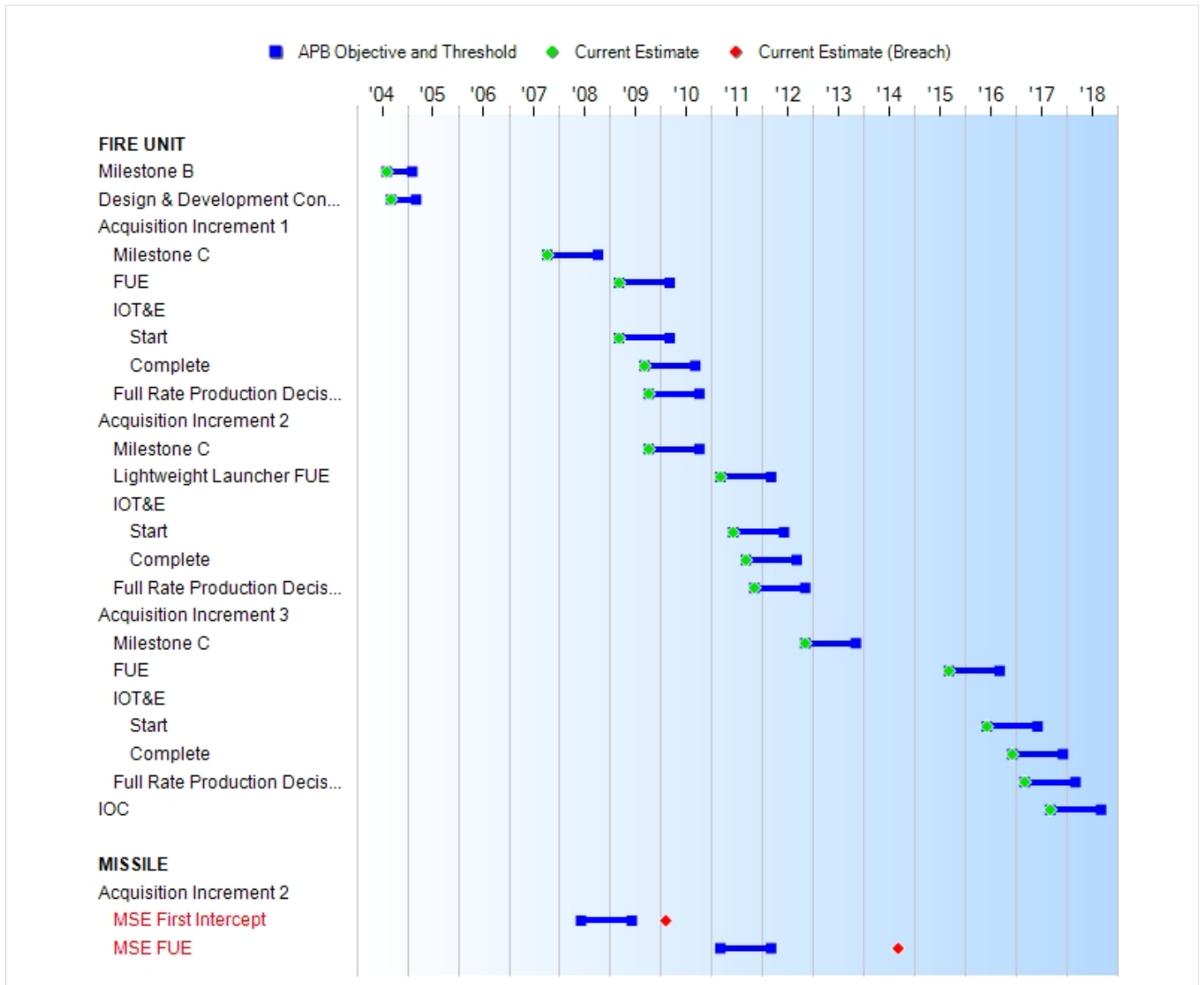
Nunn-McCurdy Breaches		
-----------------------	--	--

Current UCR Baseline		
	PAUC	None
	APUC	None
Original UCR Baseline		
	PAUC	None
	APUC	None

Explanation of Breach

The December 2009 SAR reported breaches to the Missile Segment Enhancement (MSE) First Intercept and MSE First Unit Equipped (FUE) schedule milestones and to the Research, Development, Test, and Evaluation (RDT&E) cost threshold. The MSE first Guided Test Flight (GTF), conducted in 2009, demonstrated several test objectives but failed to achieve the intercept objective. A successful MSE GTF (re-test) was conducted on February 17, 2010, and an intercept mission was successfully conducted on March 2, 2011. Delays experienced in completion of program development subsequently delayed transition to production and fielding; hence, the current estimate for the MSE FUE milestone exceeded the Acquisition Program Baseline (APB) threshold. The MSE RDT&E costs exceed the APB threshold due to delays in completion of program development. A revised APB is being planned to establish new objectives for the breached parameters.

Schedule



FIRE UNIT				
Milestones	SAR Baseline Dev Est	Current APB Development Objective/Threshold		Current Estimate
Milestone B	AUG 2004	AUG 2004	FEB 2005	AUG 2004
Design & Development Contract Award	SEP 2004	SEP 2004	MAR 2005	SEP 2004
Acquisition Increment 1				
Milestone C	OCT 2007	OCT 2007	OCT 2008	OCT 2007
FUE	MAR 2009	MAR 2009	MAR 2010	MAR 2009
IOT&E				
Start	MAR 2009	MAR 2009	MAR 2010	MAR 2009
Complete	SEP 2009	SEP 2009	SEP 2010	SEP 2009
Full Rate Production Decision	OCT 2009	OCT 2009	OCT 2010	OCT 2009
Acquisition Increment 2				
Milestone C	OCT 2009	OCT 2009	OCT 2010	OCT 2009
Lightweight Launcher FUE	MAR 2011	MAR 2011	MAR 2012	MAR 2011
IOT&E				
Start	JUN 2011	JUN 2011	JUN 2012	JUN 2011
Complete	SEP 2011	SEP 2011	SEP 2012	SEP 2011
Full Rate Production Decision	NOV 2011	NOV 2011	NOV 2012	NOV 2011
Acquisition Increment 3				
Milestone C	NOV 2012	NOV 2012	NOV 2013	NOV 2012
FUE	SEP 2015	SEP 2015	SEP 2016	SEP 2015
IOT&E				
Start	JUN 2016	JUN 2016	JUN 2017	JUN 2016
Complete	DEC 2016	DEC 2016	DEC 2017	DEC 2016
Full Rate Production Decision	MAR 2017	MAR 2017	MAR 2018	MAR 2017
IOC	SEP 2017	SEP 2017	SEP 2018	SEP 2017

Acronyms And Abbreviations

FUE - First Unit Equipped
 IOC - Initial Operational Capability
 IOT&E - Initial Operational Test and Evaluation

Change Explanations

None

Memo

Based on the February 11, 2011, U.S. DoD decision to place a ceiling on MEADS spending at \$4B and continue with a modified Design and Development phase in a "proof-of-concept" effort funded through 2013, the Fire Unit schedule milestones are maintained at the objective dates until further program definition.

The Defense Acquisition Board (DAB) approved the Acquisition Strategy for the PATRIOT/MEADS CAP on August 6, 2004, as follows: Acquisition Increment 1 as the initial MEADS Battle Management Command, Control, Communications, Computers and Intelligence (BMC4I) capability fielded to PATRIOT Battalions; Acquisition

Increment 2 fields the MEADS Lightweight Launcher capability and the Missile Segment Enhancement (MSE) capability to current PATRIOT Battalions; and Acquisition Increment 3 fields the MEADS Surveillance Radars and Multi-Function Fire Control Radars, which provide the MEADS objective capability.

MISSILE				
Milestones	SAR Baseline Dev Est	Current APB Development Objective/Threshold		Current Estimate
Acquisition Increment 2				
MSE First Intercept	JUN 2008	JUN 2008	JUN 2009	FEB 2010¹
MSE FUE	MAR 2011	MAR 2011	MAR 2012	SEP 2014¹

¹APB Breach

Acronyms And Abbreviations

FUE - First Unit Equipped
 MSE - Missile Segment Enhancement

Change Explanations

None

Memo

The December 2009 SAR reported breaches to the schedule milestones for the MSE First Intercept and the MSE First Unit Equipped (FUE). The MSE First Intercept and the MSE FUE current estimate breaches are due to the unsuccessful MSE Guided Test Flight (GTF)-1 that occurred on March 25, 2009. A successful re-test of the first intercept mission was conducted on February 17, 2010, validating intercept objectives. A third intercept mission was successfully conducted on March 2, 2011.

Performance

FIRE UNIT					
Characteristics	SAR Baseline Dev Est	Current APB Development Objective/Threshold		Demonstrated Performance	Current Estimate
Identification - ABT Targets	Fire unit will automatically declare ABT targets as friend, foe, or unknown using all available sources of information	Fire unit will automatically declare ABT targets as friend, foe, or unknown using all available sources of information	Fire unit will automatically declare ABT targets as friend, foe, or unknown using all available sources of information	TBD	Fire unit will automatically declare ABT targets as friend, foe, or unknown using all available sources of information
Transportability/Mobility					
Drive-on, Drive-off	Drive-on Drive-off loading and unloading : C-5, C-17	Drive-on Drive-off loading and unloading: C-5, C-17	Drive-on Drive-off loading and unloading: C-5, C-17	TBD	Drive-on Drive-off loading and unloading: C-5, C-17
Roll-on, Roll-off	Roll-on Roll-offloading and unloading in a transport configuration on A400M, C-130	Roll-on Roll-offloading and unloading in a transport configuration on A400M, C-130	Roll-on Roll-offloading and unloading in a transport configuration on A400M, C-130	TBD	Roll-on Roll-offloading and unloading in a transport configuration on A400M, C-130
Corps Maneuver and Support Elements	Provide continuous air defense coverage of corps maneuver and support elements as they advance up to 400 km per day at a rate of 50 kmph off-road/90 kmph on-road	Provide continuous air defense coverage of corps maneuver and support elements as they advance up to 400 km per day at a rate of 50 kmph off-road/90 kmph on-road	Provide continuous air defense coverage of corps maneuver and support elements as they advance up to 250km per day at a rate of 25 kmph	TBD	Provide continuous air defense coverage of corps maneuver and support elements as they advance up to 400 km per day at a rate of 50 kmph off-road/90 kmph on-road
External Transportability	By CH-47 and CH-53 class cargo helicopters	By CH-47 and CH-53 class cargo helicopters	By CH-47 and CH-53 class cargo helicopters	TBD	By CH-47 and CH-53 class cargo helicopters

	up to an ambient temp of 70 deg F, 2000 ft alt MSL, over a 30 nm distance; assembly and disassembly from a march order to a transport configuration with organic equipment in 15 min	up to an ambient temp of 70 deg F, 2000 ft alt MSL, over a 30 nm distance; assembly and disassembly from a march order to a transport configuration with organic equipment in 15 min	up to an ambient temp of 70 deg F, 2000 ft alt MSL, over a 30 nm distance; assembly and disassembly from a march order to a transport configuration with organic equipment in 30 min		up to an ambient temp of 70 deg F, 2000 ft alt MSL, over a 30 nm distance; assembly and disassembly from a march order to a transport configuration with organic equipment in 15 min
Interoperability	Will interoperate with existing and planned National (top-level)/Joint/Combined Air Defense BMC4I systems of the respective national forces in accordance with each nation's IERs	Will interoperate with existing and planned National (top-level)/ Joint/ Combined Air Defense BMC4I systems of the respective national forces in accordance with each nation's IERs	Will interoperate with existing and planned National (critical top-level)/ Joint/ Combined Air Defense BMC4I systems of the respective national forces in accordance with each nation's IERs	TBD	Will interoperate with existing and planned National (top-level)/Joint/Combined Air Defense BMC4I systems of the respective national forces in accordance with each nation's IERs
Flexibility					
MEADS in all configurations	Capable of netted distributed and site-centered operations	Capable of netted distributed and site-centered operations	Capable of netted distributed and site-centered operations	TBD	Capable of netted distributed and site-centered operations
MEADS Battalion	Will provide air and missile defense of selected critical assets and organizations located in an	Will provide air and missile defense of selected critical assets and organizations located in an	Will provide air and missile defense of selected critical assets and organizations located in an	TBD	Will provide air and missile defense of selected critical assets and organizations located in an

	operationally equivalent area of 100km by 100km	operationally equivalent area of 100km by 100km	operationally equivalent area of 100km by 100km		operationally equivalent area of 100km by 100km
Plug and Fight	Intra/inter-system plug-and-fight capable by implementing a MEADS network standard to be able to dynamically integrate MEADS and non-MEADS major end items (that comply with MEADS network standard)	Intra/inter-system plug-and-fight capable by implementing a MEADS network standard to be able to dynamically integrate MEADS and non-MEADS major end items (that comply with MEADS network standard)	Intra/inter-system plug-and-fight capable by implementing a MEADS network standard to be able to dynamically integrate MEADS and non-MEADS major end items (that comply with MEADS network standard)	TBD	Intra/inter-system plug-and-fight capable by implementing a MEADS network standard to be able to dynamically integrate MEADS and non-MEADS major end items (that comply with MEADS network standard)

Requirements Source: Capabilities Development Document (CDD), JROC approved June 14, 2004

Acronyms And Abbreviations

- ABT - Air Breathing Threat
- alt - Altitude
- BMC4I - Battle Management Command, Control, Communications, Computers, and Intelligence
- deg - Degrees
- F - Fahrenheit
- ft - feet
- IER - Information Exchange Requirement
- km - Kilometer
- kmph - Kilometers per hour
- min - minute
- MSL - Mean Sea Level
- nm - Nautical Mile
- TBD - To be determined
- temp - temperature

Change Explanations

None

MISSILE

Classified Performance information is provided in the classified annex to this submission.

Track To Budget**FIRE UNIT****RDT&E**

APPN 2040	BA 04	PE 0603869A	(Army)
	Project 01B	Patriot/Medium Extended Air Defense System (MEADS) Combined Aggregate Program (CAP)	(Sunk)
APPN 2040	BA 05	PE 0604869A	(Army)
	Project M06	Patriot/MEADS Combined Aggregate Program (CAP)	

Project M06 was a shared line between Missile and Fire Unit subprograms from FY 2006 through FY 2010.

Procurement

APPN 2032	BA 02		(Army)
	ICN C53201	Patriot/MEADS GSE	

Item Control Number (ICN) C50001 is the parent line for ICN C53201.

Track To Budget**MISSILE****RDT&E**

APPN 2040	BA 04	PE 0603869A	(Army)	
	Project 01B	Patriot/Medium Extended Air Defense System (MEADS) Combined Aggregate Program (CAP)		(Sunk)
APPN 2040	BA 05	PE 0604869A	(Army)	
	Project M06	Patriot/MEADS Combined Aggregate Program (CAP)		
APPN 2040	BA 05	PE 0605456A	(Army)	
	Project PA3	Patriot PAC-3/Missile Segment Enhancement	(Shared)	

Project M06 was a shared line between Missile and Fire Unit subprograms from FY 2006 through FY 2010.

Procurement

APPN 2032	BA 02		(Army)	
	ICN C53101	MSE Missile		

Cost and Funding**Cost Summary - Total Program****Total Acquisition Cost and Quantity - Total Program**

Appropriation	BY2004 \$M			BY2004 \$M	TY \$M		
	SAR Baseline Dev Est	Current APB Development Objective/Threshold		Current Estimate	SAR Baseline Dev Est	Current APB Development Objective	Current Estimate
RDT&E	4992.3	4992.3	--	3456.9	5737.0	5737.0	3936.0
Procurement	17759.1	17759.1	--	6198.8	24158.4	24158.4	8627.3
Flyaway	15071.8	--	--	5682.8	20409.3	--	7914.5
Recurring	14809.2	--	--	5541.5	20095.8	--	7742.8
Non Recurring	262.6	--	--	141.3	313.5	--	171.7
Support	2687.3	--	--	516.0	3749.1	--	712.8
Other Support	1550.4	--	--	516.0	2125.1	--	712.8
Initial Spares	1136.9	--	--	0.0	1624.0	--	0.0
MILCON	0.0	0.0	--	0.0	0.0	0.0	0.0
Acq O&M	0.0	0.0	--	0.0	0.0	0.0	0.0
Total	22751.4	22751.4	N/A	9655.7	29895.4	29895.4	12563.3

Cost and Funding

Cost Summary - FIRE UNIT

Total Acquisition Cost and Quantity - FIRE UNIT

Appropriation	BY2004 \$M			BY2004 \$M	TY \$M		
	SAR Baseline Dev Est	Current APB Development Objective/Threshold		Current Estimate	SAR Baseline Dev Est	Current APB Development Objective	Current Estimate
RDT&E	4531.4	4531.4	5211.1	2800.5	5255.0	5255.0	3206.8
Procurement	11999.1	11999.1	13199.0	79.0	16584.4	16584.4	96.7
Flyaway	9818.9	--	--	79.0	13494.5	--	96.7
Recurring	9556.3	--	--	0.0	13181.0	--	0.0
Non Recurring	262.6	--	--	79.0	313.5	--	96.7
Support	2180.2	--	--	0.0	3089.9	--	0.0
Other Support	1043.3	--	--	0.0	1465.9	--	0.0
Initial Spares	1136.9	--	--	0.0	1624.0	--	0.0
MILCON	0.0	0.0	--	0.0	0.0	0.0	0.0
Acq O&M	0.0	0.0	--	0.0	0.0	0.0	0.0
Total	16530.5	16530.5	N/A	2879.5	21839.4	21839.4	3303.5

Current estimate is based on the February 11, 2011, Department of Defense decision to place a ceiling on MEADS spending at \$4B and continue with a modified Design and Development phase in a "proof-of-concept" effort funded through 2013.

Quantity	SAR Baseline Dev Est	Current APB Development	Current Estimate
RDT&E	0	0	0
Procurement	48	48	0
Total	48	48	0

Unit Of Measure: The Fire Unit (FU) is a representative unit of measure defined to include the ground support elements of the objective MEADS system: a Surveillance Radar; 2 Multi-Function Fire Control Radars (MFCR); 2 Battle Management Command, Control, Communications, Computers and Intelligence (BMC4I) Tactical Operations Centers (TOC); 6 Launchers; and 3 Launcher Reloaders. The program FU development estimate quantity is based on the planned objective force of 48 tactical FUs, which comprise 16 Battalions with 3 FUs each. Unit cost calculations include equipment at the Battalion level, which is above that at the FU level.

Cost Summary - MISSILE

Total Acquisition Cost and Quantity - MISSILE

Appropriation	BY2004 \$M			BY2004 \$M	TY \$M		
	SAR Baseline Dev Est	Current APB Development Objective/Threshold		Current Estimate	SAR Baseline Dev Est	Current APB Development Objective	Current Estimate
RDT&E	460.9	460.9	530.0	656.4 ¹	482.0	482.0	729.2
Procurement	5760.0	5760.0	6336.0	6119.8	7574.0	7574.0	8530.6
Flyaway	5252.9	--	--	5603.8	6914.8	--	7817.8
Recurring	5252.9	--	--	5541.5	6914.8	--	7742.8
Non Recurring	0.0	--	--	62.3	0.0	--	75.0
Support	507.1	--	--	516.0	659.2	--	712.8
Other Support	507.1	--	--	516.0	659.2	--	712.8
Initial Spares	0.0	--	--	0.0	0.0	--	0.0
MILCON	0.0	0.0	--	0.0	0.0	0.0	0.0
Acq O&M	0.0	0.0	--	0.0	0.0	0.0	0.0
Total	6220.9	6220.9	N/A	6776.2	8056.0	8056.0	9259.8

¹ APB Breach

Quantity	SAR Baseline Dev Est	Current APB Development	Current Estimate
RDT&E	0	0	0
Procurement	1528	1528	1528
Total	1528	1528	1528

Unit Of Measure: The Missile Segment Enhancement (MSE) is the representative unit of measure for the Missile Subprogram of the PATRIOT/MEADS CAP.

Cost and Funding**Funding Summary - Total Program**

Appropriation and Quantity Summary - Total Program
FY2012 President's Budget / December 2010 SAR (TY\$ M)

Appropriation	Prior	FY2011	FY2012	FY2013	FY2014	FY2015	FY2016	To Complete	Total
RDT&E	2476.1	529.6	495.6	434.7	0.0	0.0	0.0	0.0	3936.0
Procurement	0.0	0.0	75.0	686.9	532.5	487.0	560.1	6285.8	8627.3
MILCON	0.0	0.0	0.0	0.0	0.0	0.0	0.0	0.0	0.0
Acq O&M	0.0	0.0	0.0	0.0	0.0	0.0	0.0	0.0	0.0
PB 2012 Total	2476.1	529.6	570.6	1121.6	532.5	487.0	560.1	6285.8	12563.3
PB 2011 Total	2476.1	529.6	1077.9	989.3	974.0	1107.8	1997.2	21675.4	30827.3
Delta	0.0	0.0	-507.3	132.3	-441.5	-620.8	-1437.1	-15389.6	-18264.0

Cost and Funding**Funding Summary - FIRE UNIT**

Appropriation and Quantity Summary - FIRE UNIT
FY2012 President's Budget / December 2010 SAR (TY\$ M)

Appropriation	Prior	FY2011	FY2012	FY2013	FY2014	FY2015	FY2016	To Complete	Total
RDT&E	1936.0	467.1	406.6	397.1	0.0	0.0	0.0	0.0	3206.8
Procurement	0.0	0.0	0.0	96.7	0.0	0.0	0.0	0.0	96.7
MILCON	0.0	0.0	0.0	0.0	0.0	0.0	0.0	0.0	0.0
Acq O&M	0.0	0.0	0.0	0.0	0.0	0.0	0.0	0.0	0.0
PB 2012 Total	1936.0	467.1	406.6	493.8	0.0	0.0	0.0	0.0	3303.5
PB 2011 Total	1936.0	467.1	408.0	451.8	457.6	604.0	1440.9	16199.9	21965.3
Delta	0.0	0.0	-1.4	42.0	-457.6	-604.0	-1440.9	-16199.9	-18661.8

Quantity	Undistributed	Prior	FY2011	FY2012	FY2013	FY2014	FY2015	FY2016	To Complete	Total
Development	0	0	0	0	0	0	0	0	0	0
Production	0	0	0	0	0	0	0	0	0	0
PB 2012 Total	0	0	0	0	0	0	0	0	0	0
PB 2011 Total	0	0	0	0	0	0	1	2	45	48
Delta	0	0	0	0	0	0	-1	-2	-45	-48

Funding Summary - MISSILE

Appropriation and Quantity Summary - MISSILE
FY2012 President's Budget / December 2010 SAR (TY\$ M)

Appropriation	Prior	FY2011	FY2012	FY2013	FY2014	FY2015	FY2016	To Complete	Total
RDT&E	540.1	62.5	89.0	37.6	0.0	0.0	0.0	0.0	729.2
Procurement	0.0	0.0	75.0	590.2	532.5	487.0	560.1	6285.8	8530.6
MILCON	0.0	0.0	0.0	0.0	0.0	0.0	0.0	0.0	0.0
Acq O&M	0.0	0.0	0.0	0.0	0.0	0.0	0.0	0.0	0.0
PB 2012 Total	540.1	62.5	164.0	627.8	532.5	487.0	560.1	6285.8	9259.8
PB 2011 Total	540.1	62.5	669.9	537.5	516.4	503.8	556.3	5475.5	8862.0
Delta	0.0	0.0	-505.9	90.3	16.1	-16.8	3.8	810.3	397.8

Patriot/MEADS CAP Missile Procurement funds in FY 2010-FY 2012 were transferred to the Patriot PAC-3 Procurement funding line to obtain additional PAC-3 missile quantities.

Quantity	Undistributed	Prior	FY2011	FY2012	FY2013	FY2014	FY2015	FY2016	To Complete	Total
Development	0	0	0	0	0	0	0	0	0	0
Production	0	0	0	0	56	82	76	80	1234	1528
PB 2012 Total	0	0	0	0	56	82	76	80	1234	1528
PB 2011 Total	0	0	0	56	82	104	104	104	1078	1528
Delta	0	0	0	-56	-26	-22	-28	-24	156	0

Cost and Funding

Annual Funding By Appropriation - FIRE UNIT

Annual Funding TY\$ - FIRE UNIT

2040 | RDT&E | Research, Development, Test, and Evaluation, Army

Fiscal Year	Quantity	End Item Recurring Flyaway TY \$M	Non End Item Recurring Flyaway TY \$M	Non Recurring Flyaway TY \$M	Total Flyaway TY \$M	Total Support TY \$M	Total Program TY \$M
2004	--	--	--	--	--	--	126.9
2005	--	--	--	--	--	--	164.0
2006	--	--	--	--	--	--	193.0
2007	--	--	--	--	--	--	211.0
2008	--	--	--	--	--	--	316.3
2009	--	--	--	--	--	--	423.7
2010	--	--	--	--	--	--	501.1
2011	--	--	--	--	--	--	467.1
2012	--	--	--	--	--	--	406.6
2013	--	--	--	--	--	--	397.1
Subtotal	--	--	--	--	--	--	3206.8

Annual Funding BY\$ - FIRE UNIT

2040 | RDT&E | Research, Development, Test, and Evaluation, Army

Fiscal Year	Quantity	End Item Recurring Flyaway BY 2004 \$M	Non End Item Recurring Flyaway BY 2004 \$M	Non Recurring Flyaway BY 2004 \$M	Total Flyaway BY 2004 \$M	Total Support BY 2004 \$M	Total Program BY 2004 \$M
2004	--	--	--	--	--	--	124.0
2005	--	--	--	--	--	--	155.7
2006	--	--	--	--	--	--	178.3
2007	--	--	--	--	--	--	190.4
2008	--	--	--	--	--	--	280.2
2009	--	--	--	--	--	--	371.0
2010	--	--	--	--	--	--	433.8
2011	--	--	--	--	--	--	398.2
2012	--	--	--	--	--	--	341.2
2013	--	--	--	--	--	--	327.7
Subtotal	--	--	--	--	--	--	2800.5

Annual Funding TY\$ - FIRE UNIT
2032 | Procurement | Missile Procurement, Army

Fiscal Year	Quantity	End Item Recurring Flyaway TY \$M	Non End Item Recurring Flyaway TY \$M	Non Recurring Flyaway TY \$M	Total Flyaway TY \$M	Total Support TY \$M	Total Program TY \$M
2013	--	--	--	96.7	96.7	--	96.7
Subtotal	--	--	--	96.7	96.7	--	96.7

Annual Funding BY\$ - FIRE UNIT
2032 | Procurement | Missile Procurement, Army

Fiscal Year	Quantity	End Item Recurring Flyaway BY 2004 \$M	Non End Item Recurring Flyaway BY 2004 \$M	Non Recurring Flyaway BY 2004 \$M	Total Flyaway BY 2004 \$M	Total Support BY 2004 \$M	Total Program BY 2004 \$M
2013	--	--	--	79.0	79.0	--	79.0
Subtotal	--	--	--	79.0	79.0	--	79.0

Annual Funding By Appropriation - MISSILE

Annual Funding TY\$ - MISSILE

2040 | RDT&E | Research, Development, Test, and Evaluation, Army

Fiscal Year	Quantity	End Item Recurring Flyaway TY \$M	Non End Item Recurring Flyaway TY \$M	Non Recurring Flyaway TY \$M	Total Flyaway TY \$M	Total Support TY \$M	Total Program TY \$M
2004	--	--	--	--	--	--	109.9
2005	--	--	--	--	--	--	87.3
2006	--	--	--	--	--	--	81.4
2007	--	--	--	--	--	--	111.9
2008	--	--	--	--	--	--	53.5
2009	--	--	--	--	--	--	31.0
2010	--	--	--	--	--	--	65.1
2011	--	--	--	--	--	--	62.5
2012	--	--	--	--	--	--	89.0
2013	--	--	--	--	--	--	37.6
Subtotal	--	--	--	--	--	--	729.2

Annual Funding BY\$ - MISSILE

2040 | RDT&E | Research, Development, Test, and Evaluation, Army

Fiscal Year	Quantity	End Item Recurring Flyaway BY 2004 \$M	Non End Item Recurring Flyaway BY 2004 \$M	Non Recurring Flyaway BY 2004 \$M	Total Flyaway BY 2004 \$M	Total Support BY 2004 \$M	Total Program BY 2004 \$M
2004	--	--	--	--	--	--	107.4
2005	--	--	--	--	--	--	82.9
2006	--	--	--	--	--	--	75.2
2007	--	--	--	--	--	--	101.0
2008	--	--	--	--	--	--	47.4
2009	--	--	--	--	--	--	27.1
2010	--	--	--	--	--	--	56.4
2011	--	--	--	--	--	--	53.3
2012	--	--	--	--	--	--	74.7
2013	--	--	--	--	--	--	31.0
Subtotal	--	--	--	--	--	--	656.4

Annual Funding TY\$ - MISSILE

2032 | Procurement | Missile Procurement, Army

Fiscal Year	Quantity	End Item Recurring Flyaway TY \$M	Non End Item Recurring Flyaway TY \$M	Non Recurring Flyaway TY \$M	Total Flyaway TY \$M	Total Support TY \$M	Total Program TY \$M
2012	--	--	--	75.0	75.0	--	75.0
2013	56	515.8	--	--	515.8	74.4	590.2
2014	82	465.4	--	--	465.4	67.1	532.5
2015	76	438.3	--	--	438.3	48.7	487.0
2016	80	506.3	--	--	506.3	53.8	560.1
2017	90	441.0	--	--	441.0	33.2	474.2
2018	90	432.6	--	--	432.6	32.6	465.2
2019	90	431.6	--	--	431.6	32.5	464.1
2020	90	428.8	--	--	428.8	33.8	462.6
2021	90	427.3	--	--	427.3	33.7	461.0
2022	90	425.6	--	--	425.6	33.6	459.2
2023	90	423.8	--	--	423.8	33.5	457.3
2024	90	422.0	--	--	422.0	33.3	455.3
2025	90	420.2	--	--	420.2	33.2	453.4
2026	90	419.9	--	--	419.9	31.6	451.5
2027	90	418.3	--	--	418.3	31.5	449.8
2028	90	416.7	--	--	416.7	31.4	448.1
2029	90	415.1	--	--	415.1	31.2	446.3
2030	64	294.1	--	--	294.1	22.1	316.2
2031	--	--	--	--	--	10.8	10.8
2032	--	--	--	--	--	10.8	10.8
Subtotal	1528	7742.8	--	75.0	7817.8	712.8	8530.6

Annual Funding BY\$ - MISSILE
2032 | Procurement | Missile Procurement, Army

Fiscal Year	Quantity	End Item Recurring Flyaway BY 2004 \$M	Non End Item Recurring Flyaway BY 2004 \$M	Non Recurring Flyaway BY 2004 \$M	Total Flyaway BY 2004 \$M	Total Support BY 2004 \$M	Total Program BY 2004 \$M
2012	--	--	--	62.3	62.3	--	62.3
2013	56	421.6	--	--	421.6	60.8	482.4
2014	82	374.0	--	--	374.0	54.0	428.0
2015	76	346.4	--	--	346.4	38.5	384.9
2016	80	393.4	--	--	393.4	41.8	435.2
2017	90	337.0	--	--	337.0	25.3	362.3
2018	90	325.0	--	--	325.0	24.5	349.5
2019	90	318.8	--	--	318.8	24.1	342.9
2020	90	311.5	--	--	311.5	24.5	336.0
2021	90	305.2	--	--	305.2	24.1	329.3
2022	90	298.9	--	--	298.9	23.6	322.5
2023	90	292.7	--	--	292.7	23.1	315.8
2024	90	286.6	--	--	286.6	22.6	309.2
2025	90	280.6	--	--	280.6	22.1	302.7
2026	90	275.7	--	--	275.7	20.7	296.4
2027	90	270.0	--	--	270.0	20.4	290.4
2028	90	264.5	--	--	264.5	19.9	284.4
2029	90	259.1	--	--	259.1	19.5	278.6
2030	64	180.5	--	--	180.5	13.6	194.1
2031	--	--	--	--	--	6.5	6.5
2032	--	--	--	--	--	6.4	6.4
Subtotal	1528	5541.5	--	62.3	5603.8	516.0	6119.8

Low Rate Initial Production

FIRE UNIT

	Initial LRIP Decision	Current Total LRIP
Approval Date	8/6/2004	2/11/2011
Approved Quantity	7	0
Reference	DAE approved ADM dated August 6, 2004.	DoD memo dated February 11, 2011.
Start Year	2013	
End Year	2016	

The Defense Acquisition Executive (DAE) approved Low Rate Initial Production (LRIP) quantities for the MEADS objective system Major End Items (MEIs) at Milestone B on August 6, 2004. The LRIP quantities of the MEIs are: 17 Surveillance Radars, 28 Multi-Function Fire Control Radars (MFCR); 8 Battle Management Command, Control, Communications, Computers and Intelligence (BMC4I) Tactical Operations Centers (TOC); 12 Lightweight Launchers; and 6 Launcher Reloaders. The LRIP quantities are the minimum required to conduct testing and evaluate performance before Full Rate Production. The Fire Unit quantities represent the collection of the unique MEIs into operational units. Therefore, Fire Unit LRIP quantity based on the approved MEI LRIP quantities is 7 Fire Units.

Based on the February 11, 2011, U.S. DoD decision to place a ceiling on MEADS spending at \$4B and continue with a modified Design and Development phase in a "proof-of-concept" effort funded through 2013, the Fire Unit LRIP data, while relevant for historical reference, is no longer valid for the December 2010 SAR.

Low Rate Initial Production

MISSILE

	Initial LRIP Decision	Current Total LRIP
Approval Date	8/6/2004	8/6/2004
Approved Quantity	148	148
Reference	DAE approved ADM dated August 6, 2004.	DAE approved ADM dated August 6, 2004.
Start Year	2010	2010
End Year	2011	2011

Foreign Military Sales

FIRE UNIT

None

Foreign Military Sales

MISSILE

None

Nuclear Cost

FIRE UNIT

None

MISSILE

None

Unit Cost

FIRE UNIT

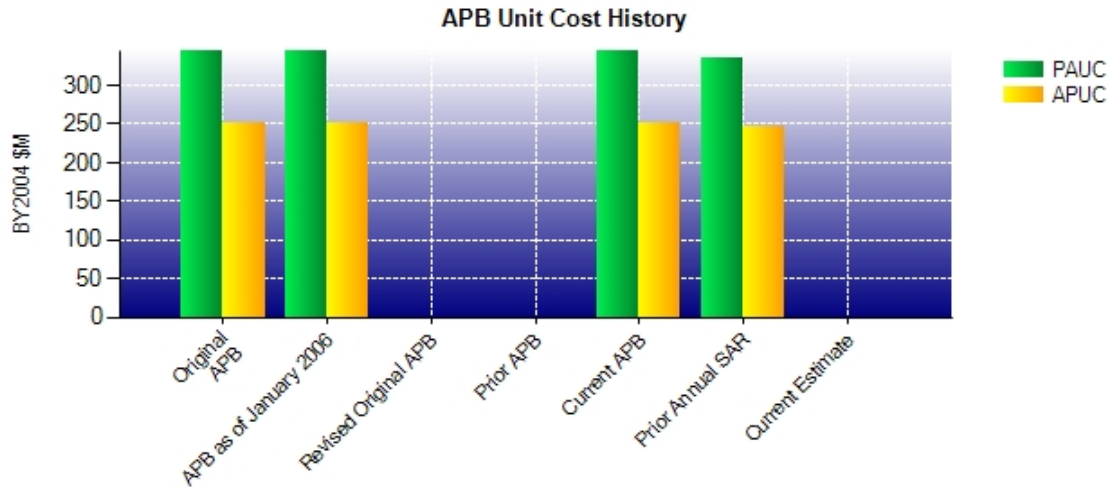
Unit Cost Report

	BY2004 \$M	BY2004 \$M	
Unit Cost	Current UCR Baseline (AUG 2004 APB)	Current Estimate (DEC 2010 SAR)	BY % Change
Program Acquisition Unit Cost (PAUC)			
Cost	16530.5	2879.5	
Quantity	48	0	
Unit Cost	344.385	--	--
Average Procurement Unit Cost (APUC)			
Cost	11999.1	79.0	
Quantity	48	0	
Unit Cost	249.981	--	--

	BY2004 \$M	BY2004 \$M	
Unit Cost	Original UCR Baseline (AUG 2004 APB)	Current Estimate (DEC 2010 SAR)	BY % Change
Program Acquisition Unit Cost (PAUC)			
Cost	16530.5	2879.5	
Quantity	48	0	
Unit Cost	344.385	--	--
Average Procurement Unit Cost (APUC)			
Cost	11999.1	79.0	
Quantity	48	0	
Unit Cost	249.981	--	--

FIRE UNIT

Unit Cost History



	Date	BY2004 \$M		TY \$M	
		PAUC	APUC	PAUC	APUC
Original APB	AUG 2004	344.385	249.981	454.988	345.508
APB as of January 2006	AUG 2004	344.385	249.981	454.988	345.508
Revised Original APB	N/A	N/A	N/A	N/A	N/A
Prior APB	N/A	N/A	N/A	N/A	N/A
Current APB	AUG 2004	344.385	249.981	454.988	345.508
Prior Annual SAR	DEC 2009	334.204	247.188	457.610	353.773
Current Estimate	DEC 2010	N/A	N/A	N/A	N/A

SAR Unit Cost History

Current SAR Baseline to Current Estimate (TY \$M)

Initial PAUC Dev Est	Changes								PAUC Current Est
	Econ	Qty	Sch	Eng	Est	Oth	Spt	Total	
454.988	0.000	0.000	0.000	0.000	0.000	0.000	0.000	0.000	0.000

Current SAR Baseline to Current Estimate (TY \$M)

Initial APUC Dev Est	Changes								APUC Current Est
	Econ	Qty	Sch	Eng	Est	Oth	Spt	Total	
345.508	0.000	0.000	0.000	0.000	0.000	0.000	0.000	0.000	0.000

SAR Baseline History

Item/Event	SAR Planning Estimate (PE)	SAR Development Estimate (DE)	SAR Production Estimate (PdE)	Current Estimate
Milestone A	N/A	N/A	N/A	N/A
Milestone B	N/A	AUG 2004	N/A	AUG 2004
Milestone C	N/A	NOV 2012	N/A	NOV 2012
IOC	N/A	SEP 2017	N/A	SEP 2017
Total Cost (TY \$M)	N/A	21839.4	N/A	3303.5
Total Quantity	N/A	48	N/A	0
Prog. Acq. Unit Cost (PAUC)	N/A	454.988	N/A	N/A

FIRE UNIT:

The Defense Acquisition Board approved program was structured with three increments, each having a separate Milestone C. Increments 1 and 2 are no longer required in accordance with the Army Integrated Air and Missile Defense (IAMMD) Acquisition Strategy. The PATRIOT/MEADS CAP schedule identifies a Milestone C for the intermediate Acquisition Increments (1 and 2); however, full MEADS objective capability was planned to be achieved at Milestone C for Acquisition Increment 3. Per the U.S. DoD program decision on February 11, 2011, program funding has been limited to completion of the Design and Development phase.

MISSILE

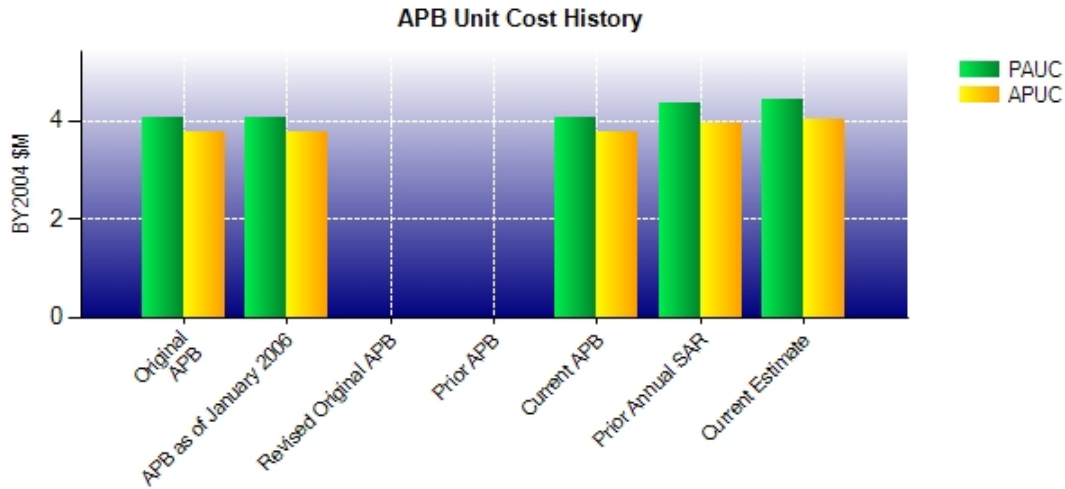
Unit Cost Report

	BY2004 \$M	BY2004 \$M	
Unit Cost	Current UCR Baseline (AUG 2004 APB)	Current Estimate (DEC 2010 SAR)	BY % Change
Program Acquisition Unit Cost (PAUC)			
Cost	6220.9	6776.2	
Quantity	1528	1528	
Unit Cost	4.071	4.435	+8.94
Average Procurement Unit Cost (APUC)			
Cost	5760.0	6119.8	
Quantity	1528	1528	
Unit Cost	3.770	4.005	+6.23

	BY2004 \$M	BY2004 \$M	
Unit Cost	Original UCR Baseline (AUG 2004 APB)	Current Estimate (DEC 2010 SAR)	BY % Change
Program Acquisition Unit Cost (PAUC)			
Cost	6220.9	6776.2	
Quantity	1528	1528	
Unit Cost	4.071	4.435	+8.94
Average Procurement Unit Cost (APUC)			
Cost	5760.0	6119.8	
Quantity	1528	1528	
Unit Cost	3.770	4.005	+6.23

MISSILE

Unit Cost History



	Date	BY2004 \$M		TY \$M	
		PAUC	APUC	PAUC	APUC
Original APB	AUG 2004	4.071	3.770	5.272	4.957
APB as of January 2006	AUG 2004	4.071	3.770	5.272	4.957
Revised Original APB	N/A	N/A	N/A	N/A	N/A
Prior APB	N/A	N/A	N/A	N/A	N/A
Current APB	AUG 2004	4.071	3.770	5.272	4.957
Prior Annual SAR	DEC 2009	4.353	3.957	5.800	5.362
Current Estimate	DEC 2010	4.435	4.005	6.060	5.583

SAR Unit Cost History

Current SAR Baseline to Current Estimate (TY \$M)

Initial PAUC Dev Est	Changes								PAUC Current Est
	Econ	Qty	Sch	Eng	Est	Oth	Spt	Total	
5.272	-0.014	0.000	0.353	0.000	0.412	0.000	0.037	0.788	6.060

Current SAR Baseline to Current Estimate (TY \$M)

Initial APUC Dev Est	Changes								APUC Current Est
	Econ	Qty	Sch	Eng	Est	Oth	Spt	Total	
4.957	-0.024	0.000	0.353	0.000	0.261	0.000	0.037	0.627	5.583

SAR Baseline History

Item/Event	SAR Planning Estimate (PE)	SAR Development Estimate (DE)	SAR Production Estimate (PdE)	Current Estimate
Milestone A	N/A	N/A	N/A	N/A
Milestone B	N/A	N/A	N/A	N/A
Milestone C	N/A	N/A	N/A	N/A
FUE	N/A	MAR 2011	N/A	SEP 2014
Total Cost (TY \$M)	N/A	8056.0	N/A	9259.8
Total Quantity	N/A	1528	N/A	1528
Prog. Acq. Unit Cost (PAUC)	N/A	5.272	N/A	6.060

Cost Variance**FIRE UNIT****Cost Variance Summary**

Summary Then Year \$M				
	RDT&E	Proc	MILCON	Total
SAR Baseline (Dev Est)	5255.0	16584.4	--	21839.4
Previous Changes				
Economic	+108.9	-162.1	--	-53.2
Quantity	--	--	--	--
Schedule	--	+404.8	--	+404.8
Engineering	--	--	--	--
Estimating	-379.7	-153.8	--	-533.5
Other	--	--	--	--
Support	--	+307.8	--	+307.8
Subtotal	-270.8	+396.7	--	+125.9
Current Changes				
Economic	-5.5	-33.2	--	-38.7
Quantity	--	-12555.5	--	-12555.5
Schedule	--	-491.3	--	-491.3
Engineering	--	--	--	--
Estimating	-1771.9	-454.5	--	-2226.4
Other	--	--	--	--
Support	--	-3349.9	--	-3349.9
Subtotal	-1777.4	-16884.4	--	-18661.8
Total Changes	-2048.2	-16487.7	--	-18535.9
CE - Cost Variance	3206.8	96.7	--	3303.5
CE - Cost & Funding	3206.8	96.7	--	3303.5

Summary Base Year 2004 \$M				
	RDT&E	Proc	MILCON	Total
SAR Baseline (Dev Est)	4531.4	11999.1	--	16530.5
Previous Changes				
Economic	--	--	--	--
Quantity	--	--	--	--
Schedule	--	--	--	--
Engineering	--	--	--	--
Estimating	-354.6	-297.1	--	-651.7
Other	--	--	--	--
Support	--	+163.0	--	+163.0
Subtotal	-354.6	-134.1	--	-488.7
Current Changes				
Economic	--	--	--	--
Quantity	--	-8875.5	--	-8875.5
Schedule	--	-148.0	--	-148.0
Engineering	--	--	--	--
Estimating	-1376.3	-419.3	--	-1795.6
Other	--	--	--	--
Support	--	-2343.2	--	-2343.2
Subtotal	-1376.3	-11786.0	--	-13162.3
Total Changes	-1730.9	-11920.1	--	-13651.0
CE - Cost Variance	2800.5	79.0	--	2879.5
CE - Cost & Funding	2800.5	79.0	--	2879.5

Previous Estimate: December 2009

RDT&E	\$M	
	Base Year	Then Year
Current Change Explanations		
Revised escalation indices. (Economic)	N/A	-5.5
Adjustment for current and prior escalation. (Estimating)	+0.6	+0.7
Decrease in estimate from FY 2014 through FY 2018 to reflect U.S. DoD decision to place a ceiling on MEADS funding and continue with a modified Design and Development phase as a "proof-of-concept" effort ending in FY 2013. (Estimating)	-1436.7	-1845.1
Increase in FY 2013 estimate to meet U.S. commitment to the Tri-National Design and Development program. (Estimating)	+59.8	+72.5
RDT&E Subtotal	-1376.3	-1777.4

Procurement	\$M	
	Base Year	Then Year
Current Change Explanations		
Revised escalation indices. (Economic)	N/A	-33.2
Total Quantity variance resulting from a decrease of 48 Fire Units from 48 to 0. (Subtotal)	-8974.3	-12883.7
Quantity variance resulting from a decrease of 48 Fire Units from 48 to 0. (Quantity)	(-8875.5)	(-12555.5)
Allocation to Schedule resulting from Quantity change. (Schedule) (QR)	(-148.0)	(-491.3)
Allocation to Estimating resulting from Quantity change. (Estimating) (QR)	(+49.2)	(+163.1)
Decrease in Initial Spares due to corresponding elimination of all Fire Unit procurement quantities. (Support) (QR)	-1407.3	-2016.1
Decrease in Other Support due to corresponding elimination of all Fire Unit procurement quantities. (Support) (QR)	-935.9	-1333.8
Decrease in estimate from FY 2014 through FY 2031 to reflect U.S. DoD decision to place a ceiling on MEADS funding and continue with a modified Design and Development phase as a "proof-of-concept" only. (Estimating)	-468.5	-617.6
Procurement Subtotal	-11786.0	-16884.4

(QR) Quantity Related

MISSILE**Cost Variance Summary**

Summary Then Year \$M				
	RDT&E	Proc	MILCON	Total
SAR Baseline (Dev Est)	482.0	7574.0	--	8056.0
Previous Changes				
Economic	+15.4	-20.8	--	-5.4
Quantity	--	--	--	--
Schedule	--	+267.4	--	+267.4
Engineering	--	--	--	--
Estimating	+170.8	+342.1	--	+512.9
Other	--	--	--	--
Support	--	+31.1	--	+31.1
Subtotal	+186.2	+619.8	--	+806.0
Current Changes				
Economic	-0.3	-16.2	--	-16.5
Quantity	--	--	--	--
Schedule	--	+271.5	--	+271.5
Engineering	--	--	--	--
Estimating	+61.3	+56.5	--	+117.8
Other	--	--	--	--
Support	--	+25.0	--	+25.0
Subtotal	+61.0	+336.8	--	+397.8
Total Changes	+247.2	+956.6	--	+1203.8
CE - Cost Variance	729.2	8530.6	--	9259.8
CE - Cost & Funding	729.2	8530.6	--	9259.8

Summary Base Year 2004 \$M				
	RDT&E	Proc	MILCON	Total
SAR Baseline (Dev Est)	460.9	5760.0	--	6220.9
Previous Changes				
Economic	--	--	--	--
Quantity	--	--	--	--
Schedule	--	--	--	--
Engineering	--	--	--	--
Estimating	+144.5	+280.2	--	+424.7
Other	--	--	--	--
Support	--	+6.2	--	+6.2
Subtotal	+144.5	+286.4	--	+430.9
Current Changes				
Economic	--	--	--	--
Quantity	--	--	--	--
Schedule	--	--	--	--
Engineering	--	--	--	--
Estimating	+51.0	+70.7	--	+121.7
Other	--	--	--	--
Support	--	+2.7	--	+2.7
Subtotal	+51.0	+73.4	--	+124.4
Total Changes	+195.5	+359.8	--	+555.3
CE - Cost Variance	656.4	6119.8	--	6776.2
CE - Cost & Funding	656.4	6119.8	--	6776.2

Previous Estimate: December 2009

RDT&E	\$M	
	Base Year	Then Year
Current Change Explanations		
Revised escalation indices. (Economic)	N/A	-0.3
Adjustment for current and prior escalation. (Estimating)	+0.2	+0.2
Revised estimate for continued Missile Segment Enhancement (MSE) development and additional flight testing. (Estimating)	+50.8	+61.1
RDT&E Subtotal	+51.0	+61.0

Procurement	\$M	
	Base Year	Then Year
Current Change Explanations		
Revised escalation indices. (Economic)	N/A	-16.2
Delay in start of production and stretch-out of procurement program from FY 2027 through FY 2029. (Schedule)	0.0	+271.5
Refinement of cost estimate due to production delay and stretch-out of procurement program. (Estimating)	+70.7	+56.5
Increase in Other Support due to program schedule extension. (Support)	+2.7	+25.0
Procurement Subtotal	+73.4	+336.8

Contracts

Appropriation: RDT&E

Contract Name	PAC-3 MSE
Contractor	Lockheed Martin
Contractor Location	Dallas, TX 75265
Contract Number, Type	DAAH01-03-C-0164, CPIF
Award Date	June 27, 2003
Definitization Date	November 29, 2004

Initial Contract Price (\$M)			Current Contract Price (\$M)			Estimated Price At Completion (\$M)	
Target	Ceiling	Qty	Target	Ceiling	Qty	Contractor	Program Manager
260.0	N/A	0	278.4	N/A	0	405.4	413.3

Variance	Cost Variance	Schedule Variance
Cumulative Variances To Date (1/30/2011)	-8.2	-3.8
Previous Cumulative Variances	-4.1	-3.1
Net Change	-4.1	-0.7

Cost And Schedule Variance Explanations

The unfavorable net changes in the cost and schedule variances are primarily due to the Qualification Test-8 (QT-8) failure investigation, Ignition Safety Device (ISD) readiness to support Qualification, and preparation for the Guided Test Flight-2 (GTF-2) that was successfully conducted on March 2, 2011. The net changes reflect the cost growth incurred to date and projections for cost-to-complete primarily as a result of the failed flight tests, extended period of performance, and lack of funding. The contractor's schedule was re-planned in May 2009 to extend the Missile Segment Enhancement (MSE) development effort period of performance from October 2008 to February 2012 with an additional Grassroots Review in May 2010. The reprogramming was authorized to allow the contractor to plan remaining contract effort, and establish revised completion estimates in order to maintain performance reporting integrity.

Contract Comments

The MSE contract effort was awarded on June 27, 2003, at a not-to-exceed (NTE) price of \$260.0M. The MSE contract implements development, test, and integration of an improved solid rocket motor for the PAC-3 missile. The Current Contract Target Price increased from \$275.5M to \$278.4M for Product Improvement Program (PIP) increase in statement of work (SOW) and new scope associated with Scientific and Technical Reports. The Contractor's and Program Manager's Estimated Price at Completion (EPC) remained at the prior estimate of \$405.4M and \$413.3M, respectively. The EPCs reflect the cost growth incurred to date and projections for cost-to-complete primarily as a result of the failed flight tests, extended period of performance, and lack of funding.

Appropriation: RDT&E

Contract Name	Design & Development
Contractor	MEADS International
Contractor Location	Orlando, FL 32819
Contract Number, Type	NAMEAD-04-C-6000, CPIF
Award Date	September 28, 2004
Definitization Date	February 16, 2005

Initial Contract Price (\$M)			Current Contract Price (\$M)			Estimated Price At Completion (\$M)	
Target	Ceiling	Qty	Target	Ceiling	Qty	Contractor	Program Manager
3400.0	N/A	0	3473.2	N/A	0	3473.2	3473.2

Variance	Cost Variance	Schedule Variance
Cumulative Variances To Date (1/31/2011)	0.0	0.0
Previous Cumulative Variances	+18.0	-21.6
Net Change	-18.0	+21.6

Cost And Schedule Variance Explanations

There are no contract variances as of January 31, 2011, based on the North Atlantic Treaty Organization (NATO) Medium Extended Air Defense System Management Agency (NAMEADSMA) Board of Directors and MEADS International (MI) decision to suspend full Earned Value Management (EVM) reporting until a contract re-plan is implemented that defines a path forward to the end of the MEADS Design and Development (D&D) phase. The contractor reported actual cost only as of January 2011; therefore, the cost and schedule variances cannot be calculated.

During 2010, the MEADS D&D program successfully completed the System Critical Design Review (CDR) Phase with improvements in the variances for the major end items (radars, battle management system, launcher and missile) having been achieved.

In summary, the U.S. will meet the current MEADS Memorandum of Understanding (MoU) commitments for MEADS to complete a modified D&D proof-of-concept phase; however, the U.S. does not intend to provide additional funding for MEADS beyond FY 2013. Full EVM reporting will resume once a contractual agreement is reached between MI, NAMEADSMA, and the Tri-National partners (U.S., Germany, and Italy).

Contract Comments

NAMEADSMA is a subsidiary body of NATO providing management of the MEADS program on behalf of the U.S., Germany, and Italy, and is responsible for managing system acquisition. Entry into a program phase required that the participating nations sign a MoU. The U.S. and Italy signed the D&D MoU in September 2004. Subsequently, a letter contract was signed on September 28, 2004, between NAMEADSMA and MI, initiating D&D. MI represents the multi-national joint venture with MBDA-Italia, the European Aeronautic Defence and Space Company (EADS) and Lenkflugkorpersysteme (LFK) in Germany, and Lockheed Martin in the U.S. The full D&D contract was signed on May 31, 2005, after Germany signed the MoU on April 22, 2005. The assigned contract number is NAMEADSMO/CF/6000/04. (NAMEADSMO is the NATO MEADS D&D Production and Logistics Management Organization.)

The Current Contract Target Price and the Contractor's and Program Manager's Estimated Price at Completion remain the same at \$3473.2M.

Deliveries and Expenditures

FIRE UNIT

Deliveries To Date	Plan To Date	Actual To Date	Total Quantity	Percent Delivered
Development		0	0	--
Production		0	0	--
Total Program Quantities Delivered		0	0	--

Expenditures and Appropriations (TY \$M)			
Total Acquisition Cost	3303.5	Years Appropriated	8
Expenditures To Date	1968.4	Percent Years Appropriated	80.00%
Percent Expended	59.59%	Appropriated to Date	2403.1
Total Funding Years	10	Percent Appropriated	72.74%

All data is current as of December 31, 2010.

MISSILE

Deliveries To Date	Plan To Date	Actual To Date	Total Quantity	Percent Delivered
Development		0	0	--
Production		0	1528	0.00%
Total Program Quantities Delivered		0	1528	0.00%

Expenditures and Appropriations (TY \$M)			
Total Acquisition Cost	9259.8	Years Appropriated	8
Expenditures To Date	294.8	Percent Years Appropriated	27.59%
Percent Expended	3.18%	Appropriated to Date	602.6
Total Funding Years	29	Percent Appropriated	6.51%

All data is current as of December 31, 2010.

Operating and Support Cost

FIRE UNIT

Assumptions And Ground Rules

The Operating and Support (O&S) cost assumptions for the Fire Unit Subprogram are based on the Combined Aggregate Program (CAP), which includes the transition of the legacy PATRIOT to MEADS cost estimate, dated August 2004. The O&S cost estimate covers FY 2004 through FY 2047 (44 years total) multiplied by 48 Fire Units, and assumes a transition with the legacy program being phased out and the MEADS being phased in. Because there is no clear demarcation of either program, and MEADS is being phased in with spiral development of PATRIOT major end items, there is no correlation for comparison of annual cost per antecedent system.

The Development and Production phases of the MEADS portion of the CAP are based on an international cost sharing agreement. Because of the cost share of the Production units, there is some benefit derived from the procurement of the spares and repair parts. The O&S costs assume that the international cost sharing agreement continues and will be at approximately the same levels of sharing as agreed to in the earlier phases of the life cycle.

The concept of operations is evolving with composite battalions, Air and Missile Defense system-of-systems battalions, and other force structures to maximize the combat effectiveness of the total air defense systems that are fielded at any given time. For this report, the common denominator of 48 tactical Fire Units is used--the assumption is that the 54 PATRIOT Fire Units (50 Active, 4 Reserve Component) organized into 13 active Battalions will evolve into 16 MEADS Battalions with 3 Fire Units each (48 Fire Units total) with no change in manpower numbers because of the variations in equipment manning requirements.

O&S includes the costs to support the core organization personnel. The O&S consumables are replenishment spares, repair parts, and petroleum, oil and lubricants. The Depot Maintenance costs are the labor, materials, and transportation for repair of major Fire Unit component parts and software support. The sustaining investment consists of modification kits and support operations to include civilian maintenance labor, and other direct support for modification kit installation. The indirect costs are for indirect support operations, Military Occupational Specialty (MOS) training, quarters maintenance and utilities, Post Production Engineering, Central Supply, Unit Operations, Base Operations, and training activities.

Costs BY2004 \$M		
Cost Element	FIRE UNIT Average Annual Cost Per Fire Unit	No Antecedent System
Mission Pay & Allowance	7.2	--
Unit Level Consumption	2.9	--
Intermediate Maintenance	0.0	--
Depot Maintenance	3.0	--
Contractor Support	0.0	--
Sustaining Support	1.4	--
Indirect	1.2	--
Other	--	--
Total Unitized Cost (Base Year 2004 \$)	15.7	--

Total O&S Costs \$M	FIRE UNIT	No Antecedent System
Base Year	33094.4	--
Then Year	61902.2	--

Based on the February 11, 2011, U.S. DoD decision to place a ceiling on MEADS spending at \$4B and continue with a modified Design and Development phase in a "proof-of-concept" effort funded through FY 2013, the Fire Unit O&S data is maintained at the current estimate until further program definition.

MISSILE**Assumptions And Ground Rules**

The Operating and Support (O&S) cost assumptions for the Missile Subprogram include no interruptions in the scheduled buy of Cost Reduction Initiative (CRI) and Missile Segment Enhancement (MSE) variants of the PAC-3 missile and continued use of earlier versions of PATRIOT missiles. Missile O&S cost includes recertification of all PATRIOT/MEADS missile configurations. The O&S estimate covers FY 2004 through FY 2047 (43 years) multiplied by total missile quantity of 1576. The majority of the Depot Maintenance cost is attributed to the recertification effort on each missile every ten years. There is no antecedent system.

Costs BY2004 \$K		
Cost Element	MISSILE Average Annual Cost Per Missile	No Antecedent System
Mission Pay & Allowance	31.0	--
Unit Level Consumption	12.0	--
Intermediate Maintenance	0.0	--
Depot Maintenance	13.0	--
Contractor Support	0.0	--
Sustaining Support	6.0	--
Indirect	5.0	--
Other	--	--
Total Unitized Cost (Base Year 2004 \$)	67.0	--

Total O&S Costs \$M	MISSILE	No Antecedent System
Base Year	4582.6	--
Then Year	8571.8	--