



Selected Acquisition Report (SAR)

RCS: DD-A&T(Q&A)823-555



Joint Air-to-Surface Standoff Missile (JASSM)

As of FY 2015 President's Budget

Defense Acquisition Management
Information Retrieval
(DAMIR)

Table of Contents

Common Acronyms and Abbreviations	3
Program Information	4
Responsible Office	4
References	4
Mission and Description	5
Executive Summary	6
Threshold Breaches	7
Schedule	8
Performance	10
Track to Budget	12
Cost and Funding	14
Low Rate Initial Production	31
Foreign Military Sales	32
Nuclear Costs	32
Unit Cost	33
Cost Variance	39
Contracts	45
Deliveries and Expenditures	50
Operating and Support Cost	51

Common Acronyms and Abbreviations

Acq O&M - Acquisition-Related Operations and Maintenance
APB - Acquisition Program Baseline
APPN - Appropriation
APUC - Average Procurement Unit Cost
BA - Budget Authority/Budget Activity
BY - Base Year
DAMIR - Defense Acquisition Management Information Retrieval
Dev Est - Development Estimate
DoD - Department of Defense
DSN - Defense Switched Network
Econ - Economic
Eng - Engineering
Est - Estimating
FMS - Foreign Military Sales
FY - Fiscal Year
IOC - Initial Operational Capability
\$K - Thousands of Dollars
LRIP - Low Rate Initial Production
\$M - Millions of Dollars
MILCON - Military Construction
N/A - Not Applicable
O&S - Operating and Support
Oth - Other
PAUC - Program Acquisition Unit Cost
PB - President's Budget
PE - Program Element
Proc - Procurement
Prod Est - Production Estimate
QR - Quantity Related
Qty - Quantity
RDT&E - Research, Development, Test, and Evaluation
SAR - Selected Acquisition Report
Sch - Schedule
Spt - Support
TBD - To Be Determined
TY - Then Year
UCR - Unit Cost Reporting

Program Information

Program Name

Joint Air-to-Surface Standoff Missile (JASSM)

DoD Component

Air Force

Joint Participants

Department of the Navy

Responsible Office

Responsible Office

Col William Ellis
 Long Range Systems Range Division
 JASSM System Program Office
 205 West D Ave, Suite 632, Bldg 350
 Eglin Air Force Base, FL 32542-6807
william.ellis@us.af.mil

Phone 850-883-5340
Fax 850-882-5394
DSN Phone 875-5340
DSN Fax 872-5394

Date Assigned June 7, 2011

References

JASSM Baseline

SAR Baseline (Production Estimate)

Defense Acquisition Executive (DAE) Approved Acquisition Program Baseline (APB) dated April 4, 2011

Approved APB

Defense Acquisition Executive (DAE) Approved Acquisition Program Baseline (APB) dated April 4, 2011

JASSM-ER

SAR Baseline (Production Estimate)

Defense Acquisition Executive (DAE) Approved Acquisition Program Baseline (APB) dated April 4, 2011

Approved APB

Defense Acquisition Executive (DAE) Approved Acquisition Program Baseline (APB) dated April 4, 2011

Mission and Description

Introduction:

The Joint Air-to-Surface Standoff Missile (JASSM) is a next generation cruise missile enabling the United States Air Force to destroy the enemy's war-sustaining capabilities from outside its area air defenses. It is precise, lethal, survivable, flexible, and adverse-weather capable. JASSM's inherent accuracy (three meters (m) or less using the Imaging Infrared (IIR) seeker and less than 13 m with Global Positioning System (GPS)/Inertial Navigation System (INS) only) reduces the number of weapons and sorties required to destroy a target.

Mission:

JASSM provides both fighter and bomber aircraft the capability to strike critical, high value, heavily defended targets early in a campaign.

Vision:

To provide the warfighter with an autonomous, precision standoff strike weapon product line at an affordable cost and on schedule.

Description:

JASSM and JASSM-Extended Range (ER) are low observable, highly survivable, subsonic cruise missiles which carry a 1000-pound class, hardened, penetrating warhead with a robust blast fragmentation capability. The missiles employ an IIR seeker system to attack fixed, point targets requiring precision targeting. The missiles use GPS/INS for mid-course navigation and as a back up for terminal guidance. JASSM and JASSM-ER have a 15-year warranty and are stored in their container. A launch can occur over a wide range of altitudes and at ranges greater than 200 nautical miles (nm) (Baseline) or greater than 500 nm (ER).

CONOPS:

JASSM employment will occur primarily in the early stages of conflict before air superiority is established, and in the later stages of conflict against high value targets remaining heavily defended. JASSM can also be employed in those cases where, due to rules of engagement/political constraints, high value, point targets must be attacked from international airspace. JASSM may be employed independently or the missile may be used as part of a composite package.

Executive Summary

In early January 2013, the Air Force Operational Test and Evaluation Center released the JASSM-Extended Range (ER) Initial Operational Test & Evaluation report and declared the missile operationally suitable, operationally effective and mission capable. The JASSM-ER Beyond LRIP Report was approved in May 2013 and delivered to Congress clearing the program for a Full Rate Production decision and JASSM-ER IOC.

During Calendar Year 2013, three JASSMs were evaluated in the 2013 Weapon System Evaluation Program (WSEP). Each missile successfully launched, guided and impacted their intended target with high order detonation indicating nominal results. A fourth missile was returned to Lockheed Martin (LM) Production in Troy, Alabama for further evaluation due to a test instrumentation anomaly which occurred prior to launch. This fourth missile will be added to WSEP 2014. In addition, two Lot 8 JASSMs were tested with nominal results during Australia's Operational Testing conducted in May 2013.

In May 2013, as a result of a December 2010 flight test failure, the first of five Planned Product Verification Tests launches achieved all primary objectives for the Guidance Navigation and Control/Aerodynamic (inverted) flight performance capability following a high altitude launch.

The program office continued surveillance inspections of fielded JASSMs and identified an additional 21 missiles with coating anomalies bringing the total number to 243. Warranty repairs continue at the LM production facility. Materiel availability is presently at 82 percent against a 95 percent objective requirement. Materiel availability is estimated to meet the 95 percent requirement by December 2015.

In December 2013, the FY 2013 (Lot 11, 190 JASSMs/ LRIP Lot 3, 40 JASSM-ERs) and FY 2014 (Lot 12, 150 JASSMs/LRIP Lot 4, 60 JASSM-ERs) production contracts were awarded.

During 2013, the Defense Contract Management Agency accepted all 170 JASSM Lot 9 missiles and delivered 62 JASSM FMS missiles.

In March 2014, thirty (30) JASSM-ER LRIP Lot 1 missiles were delivered to the warfighter, meeting the JASSM-ER Assets Available milestone.

There are no significant software-related issues with this program at this time.

Threshold Breaches

JASSM Baseline

APB Breaches		
--------------	--	--

Schedule		<input type="checkbox"/>
Performance		<input type="checkbox"/>
Cost	RDT&E	<input type="checkbox"/>
	Procurement	<input type="checkbox"/>
	MILCON	<input type="checkbox"/>
	Acq O&M	<input type="checkbox"/>
O&S Cost		<input type="checkbox"/>
Unit Cost	PAUC	<input type="checkbox"/>
	APUC	<input type="checkbox"/>

Nunn-McCurdy Breaches		
-----------------------	--	--

Current UCR Baseline

PAUC	None
APUC	None

Original UCR Baseline

PAUC	None
APUC	None

JASSM-ER

APB Breaches		
--------------	--	--

Schedule		<input type="checkbox"/>
Performance		<input type="checkbox"/>
Cost	RDT&E	<input type="checkbox"/>
	Procurement	<input type="checkbox"/>
	MILCON	<input type="checkbox"/>
	Acq O&M	<input type="checkbox"/>
O&S Cost		<input type="checkbox"/>
Unit Cost	PAUC	<input type="checkbox"/>
	APUC	<input type="checkbox"/>

Nunn-McCurdy Breaches		
-----------------------	--	--

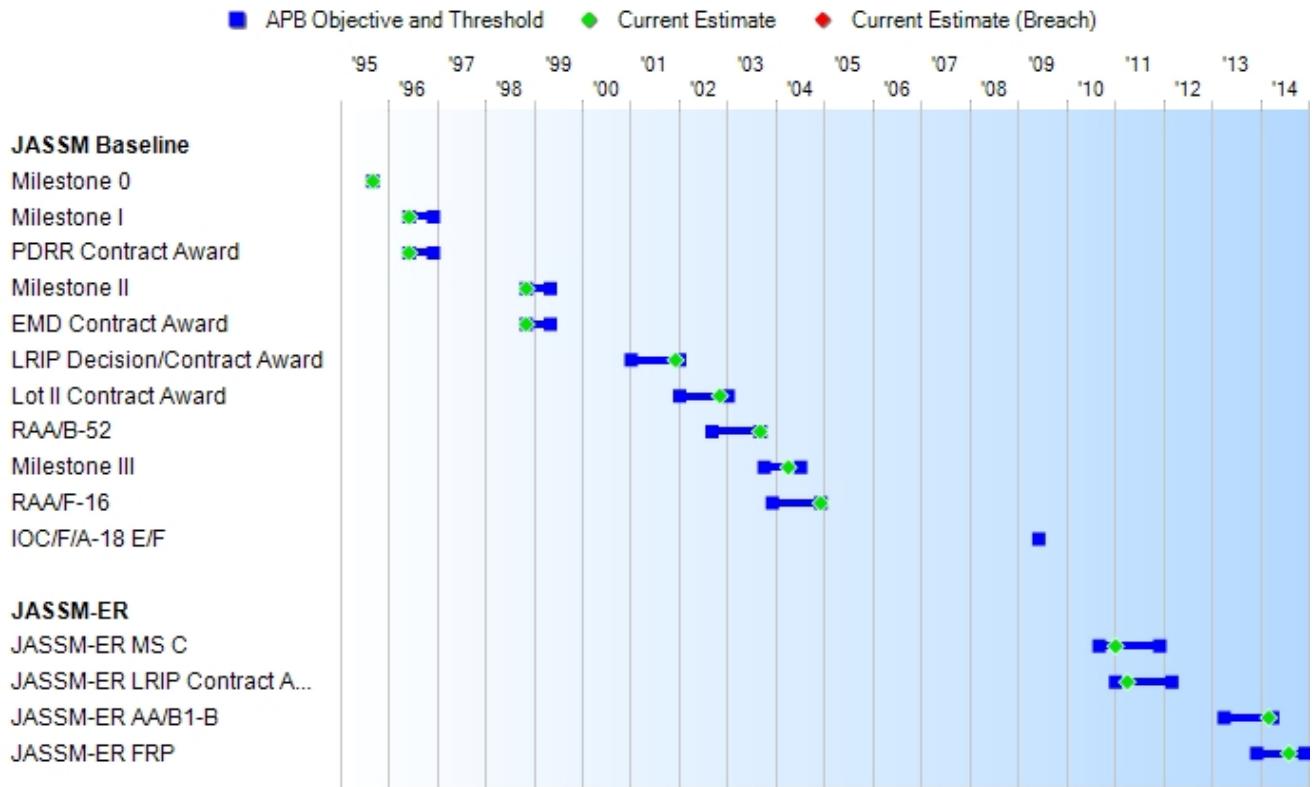
Current UCR Baseline

PAUC	None
APUC	None

Original UCR Baseline

PAUC	None
APUC	None

Schedule



JASSM Baseline				
Milestones	SAR Baseline Prod Est	Current APB Production Objective/Threshold		Current Estimate
Milestone 0	SEP 1995	SEP 1995	SEP 1995	SEP 1995
Milestone I	JUN 1996	JUN 1996	DEC 1996	JUN 1996
PDRR Contract Award	JUN 1996	JUN 1996	DEC 1996	JUN 1996
Milestone II	NOV 1998	NOV 1998	MAY 1999	NOV 1998
EMD Contract Award	NOV 1998	NOV 1998	MAY 1999	NOV 1998
LRIP Decision/Contract Award	JAN 2001	JAN 2001	JAN 2002	DEC 2001
Lot II Contract Award	JAN 2002	JAN 2002	JAN 2003	NOV 2002
RAA/B-52	SEP 2002	SEP 2002	SEP 2003	SEP 2003
Milestone III	OCT 2003	OCT 2003	JUL 2004	APR 2004
RAA/F-16	DEC 2003	DEC 2003	DEC 2004	DEC 2004
IOC/F/A-18 E/F	JUN 2009	N/A	N/A	N/A

Change Explanations

None

Acronyms and Abbreviations

EMD - Engineering and Manufacturing Development
 PDRR - Program Definition and Risk Reduction
 RAA - Required Assets Available

JASSM-ER

Milestones	SAR Baseline Prod Est	Current APB Production Objective/Threshold		Current Estimate	
JASSM-ER MS C	JAN 2007	SEP 2010	DEC 2011	JAN 2011	
JASSM-ER LRIP Contract Award	JAN 2011	JAN 2011	MAR 2012	APR 2011	
JASSM-ER AA/B1-B	DEC 2008	APR 2013	APR 2014	MAR 2014	(Ch-1)
JASSM-ER FRP	DEC 2013	DEC 2013	DEC 2014	AUG 2014	(Ch-2)

Change Explanations

(Ch-1) JASSM-ER AA/B1-B current estimate changed from August 2013 to March 2014 due to JASSM-ER Engine delays. Thirty (30) JASSM-ER LRIP Lot 1 missiles were delivered in March 2014.

(Ch-2) The FRP decision was adjusted due to the delay of thirty (30) JASSM-ER LRIP Lot 1 missiles required to meet AA. The JASSM-ER FRP current estimate has changed from December 2013 to August 2014.

Memo

The January 10, 2011 ADM was signed approving MS C for the JASSM-ER sub-program. LRIP was approved for 100 to 190 JASSM-ER missiles. The ADM also approved FRP entrance criteria.

Acronyms and Abbreviations

AA - Assets Available
 ADM - Acquisition Decision Memorandum
 FRP - Full Rate Production
 MS - Milestone

Performance

JASSM Baseline					
Characteristics	SAR Baseline Prod Est	Current APB Production Objective/Threshold		Demonstrated Performance	Current Estimate
Carrier Operability (KPP)	Compatible with carrier ops	Compatible with carrier ops	Compatible with carrier ops	N/A	None
Interoperability (KPP)	100% of top-level IER	100% of top-level IER	100% of top-level IER designated critical	100% of top-level IER	100% of top-level IER

Classified Performance information is provided in the classified annex to this submission.

Requirements Source

Operational Requirements Document (ORD) dated January 20, 2004

Change Explanations

None

Memo

The Carrier Operability KPP was eliminated when the Department of the Navy withdrew from the JASSM program.

Acronyms and Abbreviations

IER - Information Exchange Requirement

KPP - Key Performance Parameter

ops - operations

JASSM-ER					
Characteristics	SAR Baseline Prod Est	Current APB Production Objective/Threshold		Demonstrated Performance	Current Estimate
Materiel Availability (KPP) (CPD Para 6.1.5)	.98	.98	.95	1.0	.98
Net-Ready (KPP) (CPD para 6.1.3)	All Ops	All Ops	Joint Critical Ops	All Ops	All Ops
Missile Reliability (KSA) (CPD para 6.2.8)	4th Lot .91	4th Lot. 91	IOT&E .80 4th Lot .85	IOT&E .95	4th Lot .91

Classified Performance information is provided in the classified annex to this submission.

Requirements Source

Capability Production Document (CPD) dated April 16, 2010, JASSM-ER Annex to the JASSM Operational Requirements Document (ORD) and ORD III dated January 31, 2005, and the ORD 303-95-III dated January 20, 2004

Change Explanations

None

Acronyms and Abbreviations

CPD - Capability Production Document
IOT&E - Initial Operational Test and Evaluation
KPP - Key Performance Parameter
KSA - Key System Attributes
Ops - Operations
para - paragraph

Track to Budget

JASSM Baseline

RDT&E

Appn	BA	PE		
Navy	1319	07	0604312N	
	Project		Name	
	2242		Joint Air-to-Surface Standoff Missile	(Shared) (Sunk)
Air Force	3600	07	0207325F	
	Project		Name	
	4515		Joint Air-to-Surface Standoff Missile	
	5356		Joint Air-to-Surface Standoff Missile	(Shared) (Sunk)

Procurement

Appn	BA	PE	
Air Force	3020	02	0207325F
	Line Item		Name
	654515		Joint Air-to-Surface Standoff Missile
	JASSM0		Joint Air-to-Surface Standoff Missile

JASSM-ER

RDT&E

Appn	BA	PE		
Air Force	3600	07	0207325F	
	Project		Name	
	4515		Joint Air-to-Surface Standoff Missile	(Shared) (Sunk)
	5356		Joint Air-to-Surface Standoff Missile	

Procurement

Appn	BA	PE	
Air Force	3020	02	0207325F
	Line Item		Name

654515	Joint Air-to-Surface Standoff Missile
JASSM0	Joint Air-to-Surface Standoff Missile

Cost and Funding

Cost Summary - Total Program

Total Acquisition Cost and Quantity - Total Program

Appropriation	BY2010 \$M			BY2010 \$M	TY \$M		
	SAR Baseline Prod Est	Current APB Production Objective/Threshold		Current Estimate	SAR Baseline Prod Est	Current APB Production Objective	Current Estimate
RDT&E	1405.8	1441.7	--	1463.8	1199.8	1252.6	1279.8
Procurement	3648.7	5869.3	--	5152.5	3756.2	6785.0	5943.7
Flyaway	--	--	--	4272.5	--	--	4908.8
Recurring	--	--	--	4272.5	--	--	4908.8
Non Recurring	--	--	--	0.0	--	--	0.0
Support	--	--	--	880.0	--	--	1034.9
Other Support	--	--	--	880.0	--	--	1034.9
Initial Spares	--	--	--	0.0	--	--	0.0
MILCON	31.0	0.0	--	0.0	25.1	0.0	0.0
Acq O&M	0.0	0.0	--	0.0	0.0	0.0	0.0
Total	5085.5	7311.0	N/A	6616.3	4981.1	8037.6	7223.5

Cost and Funding

Cost Summary - JASSM Baseline

Total Acquisition Cost and Quantity - JASSM Baseline

Appropriation	BY2010 \$M			BY2010 \$M	TY \$M		
	SAR Baseline Prod Est	Current APB Production Objective/Threshold		Current Estimate	SAR Baseline Prod Est	Current APB Production Objective	Current Estimate
RDT&E	1246.7	1176.2	1293.8	1189.7	1053.2	985.6	1000.8
Procurement	1612.8	2503.2	2753.5	1831.4	1601.4	2664.7	1862.7
Flyaway	--	--	--	1435.0	--	--	1462.1
Recurring	--	--	--	1435.0	--	--	1462.1
Non Recurring	--	--	--	0.0	--	--	0.0
Support	--	--	--	396.4	--	--	400.6
Other Support	--	--	--	396.4	--	--	400.6
Initial Spares	--	--	--	0.0	--	--	0.0
MILCON	31.0	0.0	--	0.0	25.1	0.0	0.0
Acq O&M	0.0	0.0	--	0.0	0.0	0.0	0.0
Total	2890.5	3679.4	N/A	3021.1	2679.7	3650.3	2863.5

Confidence Level for Current APB Cost 50% -

The Independent Cost Estimate to support JASSM Baseline and JASSM-ER Milestone C decision, like all life-cycle cost estimates previously performed by the Cost Assessment and Program Evaluation (CAPE), is built upon a product-oriented work breakdown structure, based on historical actual cost information to the maximum extent possible, and, most importantly, based on conservative assumptions that are consistent with actual demonstrated contractor and government performance for a series of acquisition programs in which the Department has been successful.

It is difficult to calculate mathematically the precise confidence levels associated with life-cycle cost estimates prepared for Major Defense Acquisition Programs (MDAPs). Based on the rigor in methods used in building estimates, the strong adherence to the collection and use of historical cost information, and the review of applied assumptions, we project that it is about equally likely that the estimate will prove too low or too high for execution of the program described.

Quantity	SAR Baseline Prod Est	Current APB Production	Current Estimate
RDT&E	87	87	87
Procurement	2853	2400	2054
Total	2940	2487	2141

Cost Summary - JASSM-ER

Total Acquisition Cost and Quantity - JASSM-ER

Appropriation	BY2010 \$M			BY2010 \$M	TY \$M		
	SAR Baseline Prod Est	Current APB Production Objective/Threshold		Current Estimate	SAR Baseline Prod Est	Current APB Production Objective	Current Estimate
RDT&E	159.1	265.5	292.1	274.1	146.6	267.0	279.0
Procurement	2035.9	3366.1	3702.7	3321.1	2154.8	4120.3	4081.0
Flyaway	--	--	--	2837.5	--	--	3446.7
Recurring	--	--	--	2837.5	--	--	3446.7
Non Recurring	--	--	--	0.0	--	--	0.0
Support	--	--	--	483.6	--	--	634.3
Other Support	--	--	--	483.6	--	--	634.3
Initial Spares	--	--	--	0.0	--	--	0.0
MILCON	0.0	0.0	--	0.0	0.0	0.0	0.0
Acq O&M	0.0	0.0	--	0.0	0.0	0.0	0.0
Total	2195.0	3631.6	N/A	3595.2	2301.4	4387.3	4360.0

Confidence Level for Current APB Cost 50% -

The Independent Cost Estimate to support JASSM Baseline and JASSM-ER Milestone C decision, like all life-cycle cost estimates previously performed by the Cost Assessment and Program Evaluation (CAPE), is built upon a product-oriented work breakdown structure, based on historical actual cost information to the maximum extent possible, and, most importantly, based on conservative assumptions that are consistent with actual demonstrated contractor and government performance for a series of acquisition programs in which the Department has been successful.

It is difficult to calculate mathematically the precise confidence levels associated with life-cycle cost estimates prepared for Major Defense Acquisition Programs (MDAPs). Based on the rigor in methods used in building estimates, the strong adherence to the collection and use of historical cost information, and the review of applied assumptions, we project that it is about equally likely that the estimate will prove too low or too high for execution of the program described.

Quantity	SAR Baseline Prod Est	Current APB Production	Current Estimate
RDT&E	7	31	31
Procurement	2500	2500	2846
Total	2507	2531	2877

Cost and Funding

Funding Summary - Total Program

Appropriation and Quantity Summary - Total Program FY2015 President's Budget / December 2013 SAR (TY\$ M)

Appropriation	Prior	FY2014	FY2015	FY2016	FY2017	FY2018	FY2019	To Complete	Total
RDT&E	1188.0	6.3	15.9	14.7	4.9	4.4	4.5	41.1	1279.8
Procurement	1645.2	271.1	337.4	444.6	439.9	448.7	457.0	1899.8	5943.7
MILCON	0.0	0.0	0.0	0.0	0.0	0.0	0.0	0.0	0.0
Acq O&M	0.0	0.0	0.0	0.0	0.0	0.0	0.0	0.0	0.0
PB 2015 Total	2833.2	277.4	353.3	459.3	444.8	453.1	461.5	1940.9	7223.5
PB 2014 Total	2845.1	297.6	358.7	463.6	448.6	456.6	476.4	1971.6	7318.2
Delta	-11.9	-20.2	-5.4	-4.3	-3.8	-3.5	-14.9	-30.7	-94.7

Cost and Funding

Funding Summary - JASSM Baseline

Appropriation and Quantity Summary - JASSM Baseline FY2015 President's Budget / December 2013 SAR (TY\$ M)

Appropriation	Prior	FY2014	FY2015	FY2016	FY2017	FY2018	FY2019	To Complete	Total
RDT&E	985.3	3.1	7.4	5.0	0.0	0.0	0.0	0.0	1000.8
Procurement	1461.9	144.5	138.2	118.1	0.0	0.0	0.0	0.0	1862.7
MILCON	0.0	0.0	0.0	0.0	0.0	0.0	0.0	0.0	0.0
Acq O&M	0.0	0.0	0.0	0.0	0.0	0.0	0.0	0.0	0.0
PB 2015 Total	2447.2	147.6	145.6	123.1	0.0	0.0	0.0	0.0	2863.5
PB 2014 Total	2442.6	146.3	147.5	124.4	4.2	4.3	5.4	39.4	2914.1
Delta	4.6	1.3	-1.9	-1.3	-4.2	-4.3	-5.4	-39.4	-50.6

Quantity	Undistributed	Prior	FY2014	FY2015	FY2016	FY2017	FY2018	FY2019	To Complete	Total
Development	87	0	0	0	0	0	0	0	0	87
Production	0	1707	127	120	100	0	0	0	0	2054
PB 2015 Total	87	1707	127	120	100	0	0	0	0	2141
PB 2014 Total	87	1646	103	104	100	0	0	0	0	2040
Delta	0	61	24	16	0	0	0	0	0	101

Funding Summary - JASSM-ER

Appropriation and Quantity Summary - JASSM-ER FY2015 President's Budget / December 2013 SAR (TY\$ M)

Appropriation	Prior	FY2014	FY2015	FY2016	FY2017	FY2018	FY2019	To Complete	Total
RDT&E	202.7	3.2	8.5	9.7	4.9	4.4	4.5	41.1	279.0
Procurement	183.3	126.6	199.2	326.5	439.9	448.7	457.0	1899.8	4081.0
MILCON	0.0	0.0	0.0	0.0	0.0	0.0	0.0	0.0	0.0
Acq O&M	0.0	0.0	0.0	0.0	0.0	0.0	0.0	0.0	0.0
PB 2015 Total	386.0	129.8	207.7	336.2	444.8	453.1	461.5	1940.9	4360.0
PB 2014 Total	402.5	151.3	211.2	339.2	444.4	452.3	471.0	1932.2	4404.1
Delta	-16.5	-21.5	-3.5	-3.0	0.4	0.8	-9.5	8.7	-44.1

Quantity	Undistributed	Prior	FY2014	FY2015	FY2016	FY2017	FY2018	FY2019	To Complete	Total
Development	31	0	0	0	0	0	0	0	0	31
Production	0	100	60	104	260	360	360	360	1242	2846
PB 2015 Total	31	100	60	104	260	360	360	360	1242	2877
PB 2014 Total	31	100	80	120	260	360	360	360	1307	2978
Delta	0	0	-20	-16	0	0	0	0	-65	-101

Cost and Funding

Annual Funding By Appropriation - JASSM Baseline

Annual Funding TY\$ - JASSM Baseline

3600 | RDT&E | Research, Development, Test, and Evaluation, Air Force

Fiscal Year	Quantity	End Item Recurring Flyaway TY \$M	Non End Item Recurring Flyaway TY \$M	Non Recurring Flyaway TY \$M	Total Flyaway TY \$M	Total Support TY \$M	Total Program TY \$M
1996	--	--	--	--	--	--	27.6
1997	--	--	--	--	--	--	160.7
1998	--	--	--	--	--	--	163.8
1999	--	--	--	--	--	--	121.7
2000	--	--	--	--	--	--	154.4
2001	--	--	--	--	--	--	118.6
2002	--	--	--	--	--	--	82.8
2003	--	--	--	--	--	--	35.0
2004	--	--	--	--	--	--	9.8
2005	--	--	--	--	--	--	11.5
2006	--	--	--	--	--	--	22.4
2007	--	--	--	--	--	--	10.5
2008	--	--	--	--	--	--	3.5
2009	--	--	--	--	--	--	4.1
2010	--	--	--	--	--	--	--
2011	--	--	--	--	--	--	--
2012	--	--	--	--	--	--	--
2013	--	--	--	--	--	--	3.6
2014	--	--	--	--	--	--	3.1
2015	--	--	--	--	--	--	7.4
2016	--	--	--	--	--	--	5.0
Subtotal	81	--	--	--	--	--	945.5

Annual Funding BY\$ - JASSM Baseline

3600 | RDT&E | Research, Development, Test, and Evaluation, Air Force

Fiscal Year	Quantity	End Item Recurring Flyaway BY 2010 \$M	Non End Item Recurring Flyaway BY 2010 \$M	Non Recurring Flyaway BY 2010 \$M	Total Flyaway BY 2010 \$M	Total Support BY 2010 \$M	Total Program BY 2010 \$M
1996	--	--	--	--	--	--	34.5
1997	--	--	--	--	--	--	198.3
1998	--	--	--	--	--	--	200.8
1999	--	--	--	--	--	--	147.7
2000	--	--	--	--	--	--	184.5
2001	--	--	--	--	--	--	139.8
2002	--	--	--	--	--	--	96.6
2003	--	--	--	--	--	--	40.3
2004	--	--	--	--	--	--	11.0
2005	--	--	--	--	--	--	12.6
2006	--	--	--	--	--	--	23.8
2007	--	--	--	--	--	--	10.9
2008	--	--	--	--	--	--	3.6
2009	--	--	--	--	--	--	4.1
2010	--	--	--	--	--	--	--
2011	--	--	--	--	--	--	--
2012	--	--	--	--	--	--	--
2013	--	--	--	--	--	--	3.4
2014	--	--	--	--	--	--	2.9
2015	--	--	--	--	--	--	6.7
2016	--	--	--	--	--	--	4.4
Subtotal	81	--	--	--	--	--	1125.9

Annual Funding TY\$ - JASSM Baseline

1319 | RDT&E | Research, Development, Test, and Evaluation, Navy

Fiscal Year	Quantity	End Item Recurring Flyaway TY \$M	Non End Item Recurring Flyaway TY \$M	Non Recurring Flyaway TY \$M	Total Flyaway TY \$M	Total Support TY \$M	Total Program TY \$M
1998	--	--	--	--	--	--	5.3
1999	--	--	--	--	--	--	1.8
2000	--	--	--	--	--	--	3.4
2001	--	--	--	--	--	--	2.0
2002	--	--	--	--	--	--	5.9
2003	--	--	--	--	--	--	16.1
2004	--	--	--	--	--	--	20.8
Subtotal	6	--	--	--	--	--	55.3

Annual Funding BY\$ - JASSM Baseline
1319 | RDT&E | Research, Development, Test, and Evaluation, Navy

Fiscal Year	Quantity	End Item Recurring Flyaway BY 2010 \$M	Non End Item Recurring Flyaway BY 2010 \$M	Non Recurring Flyaway BY 2010 \$M	Total Flyaway BY 2010 \$M	Total Support BY 2010 \$M	Total Program BY 2010 \$M
1998	--	--	--	--	--	--	6.5
1999	--	--	--	--	--	--	2.2
2000	--	--	--	--	--	--	4.1
2001	--	--	--	--	--	--	2.4
2002	--	--	--	--	--	--	6.9
2003	--	--	--	--	--	--	18.5
2004	--	--	--	--	--	--	23.2
Subtotal	6	--	--	--	--	--	63.8

Annual Funding TY\$ - JASSM Baseline
3020 | Procurement | Missile Procurement, Air Force

Fiscal Year	Quantity	End Item Recurring Flyaway TY \$M	Non End Item Recurring Flyaway TY \$M	Non Recurring Flyaway TY \$M	Total Flyaway TY \$M	Total Support TY \$M	Total Program TY \$M
2001	--	--	0.2	--	0.2	--	0.2
2002	76	33.6	--	--	33.6	9.1	42.7
2003	100	36.5	--	--	36.5	15.5	52.0
2004	240	90.2	--	--	90.2	10.7	100.9
2005	288	112.2	--	--	112.2	27.0	139.2
2006	75	69.9	--	--	69.9	28.8	98.7
2007	163	124.8	--	--	124.8	35.9	160.7
2008	111	103.5	--	--	103.5	56.5	160.0
2009	134	129.0	--	--	129.0	51.7	180.7
2010	3	2.6	--	--	2.6	17.2	19.8
2011	167	146.5	--	--	146.5	19.9	166.4
2012	157	136.3	--	--	136.3	37.9	174.2
2013	193	158.3	--	--	158.3	8.1	166.4
2014	127	108.7	--	--	108.7	35.8	144.5
2015	120	113.2	--	--	113.2	25.0	138.2
2016	100	96.6	--	--	96.6	21.5	118.1
Subtotal	2054	1461.9	0.2	--	1462.1	400.6	1862.7

Annual Funding BY\$ - JASSM Baseline
3020 | Procurement | Missile Procurement, Air Force

Fiscal Year	Quantity	End Item Recurring Flyaway BY 2010 \$M	Non End Item Recurring Flyaway BY 2010 \$M	Non Recurring Flyaway BY 2010 \$M	Total Flyaway BY 2010 \$M	Total Support BY 2010 \$M	Total Program BY 2010 \$M
2001	--	--	0.2	--	0.2	--	0.2
2002	76	38.7	--	--	38.7	10.4	49.1
2003	100	41.5	--	--	41.5	17.6	59.1
2004	240	100.4	--	--	100.4	11.9	112.3
2005	288	121.4	--	--	121.4	29.2	150.6
2006	75	73.5	--	--	73.5	30.3	103.8
2007	163	128.1	--	--	128.1	36.8	164.9
2008	111	104.3	--	--	104.3	56.9	161.2
2009	134	128.2	--	--	128.2	51.3	179.5
2010	3	2.5	--	--	2.5	16.9	19.4
2011	167	140.6	--	--	140.6	19.0	159.6
2012	157	128.5	--	--	128.5	35.7	164.2
2013	193	145.2	--	--	145.2	7.5	152.7
2014	127	98.0	--	--	98.0	32.2	130.2
2015	120	100.1	--	--	100.1	22.1	122.2
2016	100	83.8	--	--	83.8	18.6	102.4
Subtotal	2054	1434.8	0.2	--	1435.0	396.4	1831.4

Annual Funding By Appropriation - JASSM-ER

Annual Funding TY\$ - JASSM-ER

3600 | RDT&E | Research, Development, Test, and Evaluation, Air Force

Fiscal Year	Quantity	End Item Recurring Flyaway TY \$M	Non End Item Recurring Flyaway TY \$M	Non Recurring Flyaway TY \$M	Total Flyaway TY \$M	Total Support TY \$M	Total Program TY \$M
2003	--	--	--	--	--	--	13.6
2004	--	--	--	--	--	--	15.7
2005	--	--	--	--	--	--	31.8
2006	--	--	--	--	--	--	35.2
2007	--	--	--	--	--	--	22.5
2008	--	--	--	--	--	--	8.3
2009	--	--	--	--	--	--	20.6
2010	--	--	--	--	--	--	26.5
2011	--	--	--	--	--	--	19.3
2012	--	--	--	--	--	--	5.7
2013	--	--	--	--	--	--	3.5
2014	--	--	--	--	--	--	3.2
2015	--	--	--	--	--	--	8.5
2016	--	--	--	--	--	--	9.7
2017	--	--	--	--	--	--	4.9
2018	--	--	--	--	--	--	4.4
2019	--	--	--	--	--	--	4.5
2020	--	--	--	--	--	--	5.9
2021	--	--	--	--	--	--	5.9
2022	--	--	--	--	--	--	5.9
2023	--	--	--	--	--	--	5.9
2024	--	--	--	--	--	--	5.9
2025	--	--	--	--	--	--	5.8
2026	--	--	--	--	--	--	5.8
Subtotal	31	--	--	--	--	--	279.0

Annual Funding BY\$ - JASSM-ER

3600 | RDT&E | Research, Development, Test, and Evaluation, Air Force

Fiscal Year	Quantity	End Item Recurring Flyaway BY 2010 \$M	Non End Item Recurring Flyaway BY 2010 \$M	Non Recurring Flyaway BY 2010 \$M	Total Flyaway BY 2010 \$M	Total Support BY 2010 \$M	Total Program BY 2010 \$M
2003	--	--	--	--	--	--	15.6
2004	--	--	--	--	--	--	17.6
2005	--	--	--	--	--	--	34.8
2006	--	--	--	--	--	--	37.4
2007	--	--	--	--	--	--	23.3
2008	--	--	--	--	--	--	8.4
2009	--	--	--	--	--	--	20.6
2010	--	--	--	--	--	--	26.2
2011	--	--	--	--	--	--	18.7
2012	--	--	--	--	--	--	5.4
2013	--	--	--	--	--	--	3.3
2014	--	--	--	--	--	--	2.9
2015	--	--	--	--	--	--	7.7
2016	--	--	--	--	--	--	8.6
2017	--	--	--	--	--	--	4.3
2018	--	--	--	--	--	--	3.8
2019	--	--	--	--	--	--	3.8
2020	--	--	--	--	--	--	4.8
2021	--	--	--	--	--	--	4.7
2022	--	--	--	--	--	--	4.6
2023	--	--	--	--	--	--	4.6
2024	--	--	--	--	--	--	4.5
2025	--	--	--	--	--	--	4.3
2026	--	--	--	--	--	--	4.2
Subtotal	31	--	--	--	--	--	274.1

Annual Funding TY\$ - JASSM-ER

3020 | Procurement | Missile Procurement, Air Force

Fiscal Year	Quantity	End Item Recurring Flyaway TY \$M	Non End Item Recurring Flyaway TY \$M	Non Recurring Flyaway TY \$M	Total Flyaway TY \$M	Total Support TY \$M	Total Program TY \$M
2010	30	52.4	--	--	52.4	4.3	56.7
2011	--	--	--	--	--	1.8	1.8
2012	30	52.4	--	--	52.4	8.6	61.0
2013	40	63.6	--	--	63.6	0.2	63.8
2014	60	92.1	--	--	92.1	34.5	126.6
2015	104	154.7	--	--	154.7	44.5	199.2
2016	260	307.9	--	--	307.9	18.6	326.5
2017	360	413.6	--	--	413.6	26.3	439.9
2018	360	412.2	--	--	412.2	36.5	448.7
2019	360	415.4	--	--	415.4	41.6	457.0
2020	360	412.6	--	--	412.6	41.0	453.6
2021	360	416.1	--	--	416.1	42.1	458.2
2022	360	420.4	--	--	420.4	43.2	463.6
2023	162	233.3	--	--	233.3	44.3	277.6
2024	--	--	--	--	--	18.1	18.1
2025	--	--	--	--	--	18.5	18.5
2026	--	--	--	--	--	18.9	18.9
2027	--	--	--	--	--	19.3	19.3
2028	--	--	--	--	--	19.8	19.8
2029	--	--	--	--	--	20.3	20.3
2030	--	--	--	--	--	20.7	20.7
2031	--	--	--	--	--	21.2	21.2
2032	--	--	--	--	--	21.7	21.7
2033	--	--	--	--	--	22.2	22.2
2034	--	--	--	--	--	22.8	22.8
2035	--	--	--	--	--	23.3	23.3
Subtotal	2846	3446.7	--	--	3446.7	634.3	4081.0

Annual Funding BY\$ - JASSM-ER

3020 | Procurement | Missile Procurement, Air Force

Fiscal Year	Quantity	End Item Recurring Flyaway BY 2010 \$M	Non End Item Recurring Flyaway BY 2010 \$M	Non Recurring Flyaway BY 2010 \$M	Total Flyaway BY 2010 \$M	Total Support BY 2010 \$M	Total Program BY 2010 \$M
2010	30	51.3	--	--	51.3	4.2	55.5
2011	--	--	--	--	--	1.7	1.7
2012	30	49.4	--	--	49.4	8.1	57.5
2013	40	58.3	--	--	58.3	0.2	58.5
2014	60	83.0	--	--	83.0	31.1	114.1
2015	104	136.8	--	--	136.8	39.4	176.2
2016	260	267.0	--	--	267.0	16.1	283.1
2017	360	351.6	--	--	351.6	22.4	374.0
2018	360	343.6	--	--	343.6	30.4	374.0
2019	360	339.4	--	--	339.4	34.0	373.4
2020	360	330.5	--	--	330.5	32.9	363.4
2021	360	326.8	--	--	326.8	33.1	359.9
2022	360	323.7	--	--	323.7	33.3	357.0
2023	162	176.1	--	--	176.1	33.5	209.6
2024	--	--	--	--	--	13.4	13.4
2025	--	--	--	--	--	13.4	13.4
2026	--	--	--	--	--	13.4	13.4
2027	--	--	--	--	--	13.5	13.5
2028	--	--	--	--	--	13.5	13.5
2029	--	--	--	--	--	13.6	13.6
2030	--	--	--	--	--	13.6	13.6
2031	--	--	--	--	--	13.7	13.7
2032	--	--	--	--	--	13.7	13.7
2033	--	--	--	--	--	13.7	13.7
2034	--	--	--	--	--	13.8	13.8
2035	--	--	--	--	--	13.9	13.9
Subtotal	2846	2837.5	--	--	2837.5	483.6	3321.1

Low Rate Initial Production

JASSM Baseline

	Initial LRIP Decision	Current Total LRIP
Approval Date	12/21/2001	12/21/2003
Approved Quantity	176	416
Reference	Milestone III ADM	FY 2004 Congressional Add
Start Year	2001	2001
End Year	2003	2003

The Current Total LRIP Quantity is more than 10% of the total production quantity due to the Milestone Decision Authority signing an Acquisition Decision Memorandum (ADM) authorizing entry into LRIP on December 21, 2001. The December 2001 LRIP ADM approved the procurement of 76 missiles in Lot 1 and 100 missiles in Lot 2. In the summer of 2003, Congressional language for the FY 2004 budget dictated that the JASSM program remain in LRIP for Lot 3, which added an additional 240 missiles (increasing the total LRIP quantity from 176 to 416, which equates to 17 percent of expected total procurement).

JASSM-ER

	Initial LRIP Decision	Current Total LRIP
Approval Date	1/10/2011	1/10/2011
Approved Quantity	190	160
Reference	Milestone C ADM	Milestone C ADM
Start Year	2011	2011
End Year	2013	2014

The January 10, 2011 ADM approved LRIP of 100 to 190 JASSM-ER missiles. JASSM-ER's current LRIP estimate has shifted to 160 missiles (End Year 2014).

Foreign Military Sales

JASSM Baseline

Classified FMS information is provided in the classified annex to this submission.

JASSM-ER

None

Nuclear Costs

JASSM Baseline

None

JASSM-ER

None

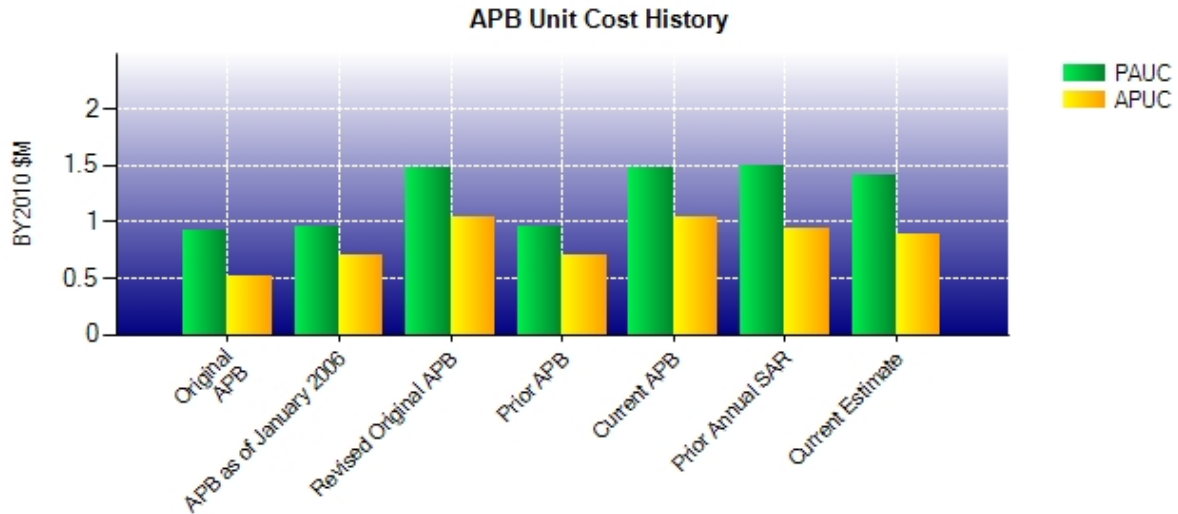
Unit Cost**JASSM Baseline****Unit Cost Report**

	BY2010 \$M	BY2010 \$M	
Unit Cost	Current UCR Baseline (APR 2011 APB)	Current Estimate (DEC 2013 SAR)	BY % Change
Program Acquisition Unit Cost (PAUC)			
Cost	3679.4	3021.1	
Quantity	2487	2141	
Unit Cost	1.479	1.411	-4.60
Average Procurement Unit Cost (APUC)			
Cost	2503.2	1831.4	
Quantity	2400	2054	
Unit Cost	1.043	0.892	-14.48

	BY2010 \$M	BY2010 \$M	
Unit Cost	Revised Original UCR Baseline (APR 2011 APB)	Current Estimate (DEC 2013 SAR)	BY % Change
Program Acquisition Unit Cost (PAUC)			
Cost	3679.4	3021.1	
Quantity	2487	2141	
Unit Cost	1.479	1.411	-4.60
Average Procurement Unit Cost (APUC)			
Cost	2503.2	1831.4	
Quantity	2400	2054	
Unit Cost	1.043	0.892	-14.48

JASSM Baseline

Unit Cost History



	Date	BY2010 \$M		TY \$M	
		PAUC	APUC	PAUC	APUC
Original APB	NOV 1998	0.914	0.516	0.840	0.504
APB as of January 2006	JUL 2004	0.951	0.700	0.914	0.702
Revised Original APB	APR 2011	1.479	1.043	1.468	1.110
Prior APB	JUL 2004	0.951	0.700	0.914	0.702
Current APB	APR 2011	1.479	1.043	1.468	1.110
Prior Annual SAR	DEC 2012	1.497	0.935	1.428	0.954
Current Estimate	DEC 2013	1.411	0.892	1.337	0.907

SAR Unit Cost History

Current SAR Baseline to Current Estimate (TY \$M)

Initial PAUC Prod Est	Changes								PAUC Current Est
	Econ	Qty	Sch	Eng	Est	Oth	Spt	Total	
0.911	0.035	0.063	0.180	0.065	-0.067	0.000	0.150	0.426	1.337

Current SAR Baseline to Current Estimate (TY \$M)

Initial APUC Prod Est	Changes								APUC Current Est
	Econ	Qty	Sch	Eng	Est	Oth	Spt	Total	
0.561	0.032	-0.069	0.187	0.068	-0.028	0.000	0.156	0.346	0.907

SAR Baseline History

Item/Event	SAR Planning Estimate (PE)	SAR Development Estimate (DE)	SAR Production Estimate (PdE)	Current Estimate
Milestone I	JUN 1996	JUN 1996	JUN 1996	JUN 1996
Milestone II	JUN 1998	NOV 1998	NOV 1998	NOV 1998
Milestone III	APR 2001	JUL 2002	OCT 2003	APR 2004
IOC	JUN 2001	SEP 2002	SEP 2002	SEP 2003
Total Cost (TY \$M)	811.3	2073.3	2679.7	2863.5
Total Quantity	44	2469	2940	2141
Prog. Acq. Unit Cost (PAUC)	18.439	0.840	0.911	1.337

IOC represents Required Assets Available for B-52 declared at Barksdale Air Force Base on September 24, 2003.

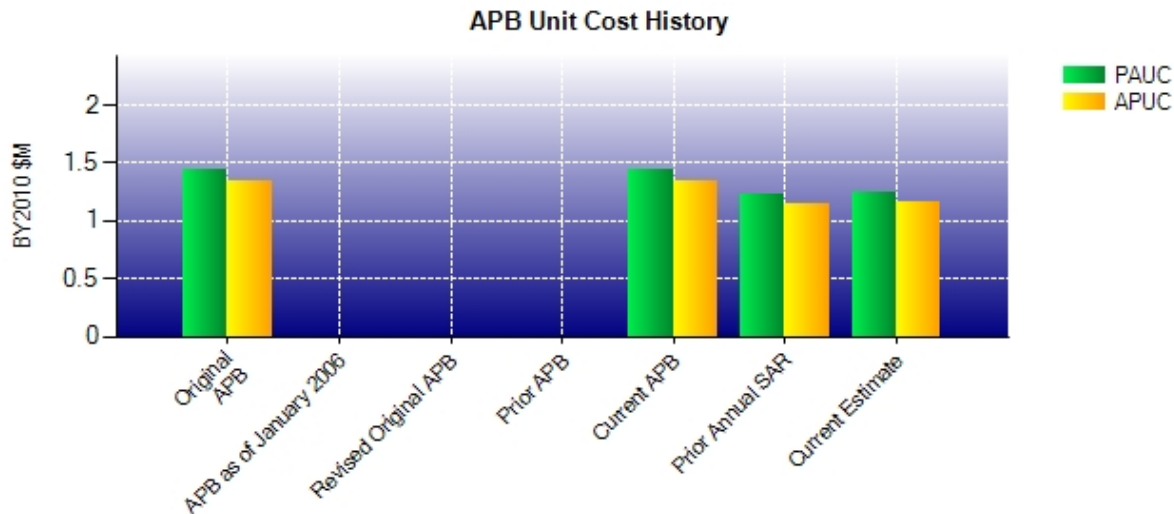
JASSM-ER**Unit Cost Report**

	BY2010 \$M	BY2010 \$M	
Unit Cost	Current UCR Baseline (APR 2011 APB)	Current Estimate (DEC 2013 SAR)	BY % Change
Program Acquisition Unit Cost (PAUC)			
Cost	3631.6	3595.2	
Quantity	2531	2877	
Unit Cost	1.435	1.250	-12.89
Average Procurement Unit Cost (APUC)			
Cost	3366.1	3321.1	
Quantity	2500	2846	
Unit Cost	1.346	1.167	-13.30

	BY2010 \$M	BY2010 \$M	
Unit Cost	Original UCR Baseline (APR 2011 APB)	Current Estimate (DEC 2013 SAR)	BY % Change
Program Acquisition Unit Cost (PAUC)			
Cost	3631.6	3595.2	
Quantity	2531	2877	
Unit Cost	1.435	1.250	-12.89
Average Procurement Unit Cost (APUC)			
Cost	3366.1	3321.1	
Quantity	2500	2846	
Unit Cost	1.346	1.167	-13.30

JASSM-ER

Unit Cost History



	Date	BY2010 \$M		TY \$M	
		PAUC	APUC	PAUC	APUC
Original APB	APR 2011	1.435	1.346	1.733	1.648
APB as of January 2006	N/A	N/A	N/A	N/A	N/A
Revised Original APB	N/A	N/A	N/A	N/A	N/A
Prior APB	N/A	N/A	N/A	N/A	N/A
Current APB	APR 2011	1.435	1.346	1.733	1.648
Prior Annual SAR	DEC 2012	1.220	1.153	1.479	1.417
Current Estimate	DEC 2013	1.250	1.167	1.515	1.434

SAR Unit Cost History

Current SAR Baseline to Current Estimate (TY \$M)

Initial PAUC Prod Est	Changes								PAUC Current Est
	Econ	Qty	Sch	Eng	Est	Oth	Spt	Total	
0.918	0.058	0.021	-0.065	0.106	0.285	0.000	0.192	0.597	1.515

Current SAR Baseline to Current Estimate (TY \$M)

Initial APUC Prod Est	Changes								APUC Current Est
	Econ	Qty	Sch	Eng	Est	Oth	Spt	Total	
0.862	0.058	0.014	-0.057	0.102	0.261	0.000	0.194	0.572	1.434

SAR Baseline History

Item/Event	SAR Planning Estimate (PE)	SAR Development Estimate (DE)	SAR Production Estimate (PdE)	Current Estimate
Milestone A	N/A	N/A	N/A	N/A
Milestone B	N/A	N/A	N/A	N/A
Milestone C	N/A	N/A	JAN 2007	JAN 2011
IOC	N/A	N/A	DEC 2008	MAR 2014
Total Cost (TY \$M)	N/A	N/A	2301.4	4360.0
Total Quantity	N/A	N/A	2507	2877
Prog. Acq. Unit Cost (PAUC)	N/A	N/A	0.918	1.515

IOC represents Assets Available for B-1B and will be declared at Dyess Air Force Base by the user community.

Cost Variance**JASSM Baseline**

Summary Then Year \$M				
	RDT&E	Proc	MILCON	Total
SAR Baseline (Prod Est)	1053.2	1601.4	25.1	2679.7
Previous Changes				
Economic	+8.4	+73.2	--	+81.6
Quantity	--	-658.4	--	-658.4
Schedule	--	+359.4	--	+359.4
Engineering	--	+129.3	--	+129.3
Estimating	-10.4	+24.5	-25.1	-11.0
Other	--	--	--	--
Support	--	+333.5	--	+333.5
Subtotal	-2.0	+261.5	-25.1	+234.4
Current Changes				
Economic	-0.6	-6.8	--	-7.4
Quantity	--	+65.7	--	+65.7
Schedule	--	+25.1	--	+25.1
Engineering	--	+10.6	--	+10.6
Estimating	-49.8	-81.9	--	-131.7
Other	--	--	--	--
Support	--	-12.9	--	-12.9
Subtotal	-50.4	-0.2	--	-50.6
Adjustments	--	--	--	--
Total Changes	-52.4	+261.3	-25.1	+183.8
CE - Cost Variance	1000.8	1862.7	--	2863.5
CE - Cost & Funding	1000.8	1862.7	--	2863.5

Summary Base Year 2010 \$M				
	RDT&E	Proc	MILCON	Total
SAR Baseline (Prod Est)	1246.7	1612.8	31.0	2890.5
Previous Changes				
Economic	--	--	--	--
Quantity	--	-501.6	--	-501.6
Schedule	--	-113.9	--	-113.9
Engineering	--	+81.3	--	+81.3
Estimating	-17.8	+415.0	-31.0	+366.2
Other	--	--	--	--
Support	--	+331.8	--	+331.8
Subtotal	-17.8	+212.6	-31.0	+163.8
Current Changes				
Economic	--	--	--	--
Quantity	--	+57.0	--	+57.0
Schedule	--	+25.5	--	+25.5
Engineering	--	+9.2	--	+9.2
Estimating	-39.2	-74.6	--	-113.8
Other	--	--	--	--
Support	--	-11.1	--	-11.1
Subtotal	-39.2	+6.0	--	-33.2
Adjustments	--	--	--	--
Total Changes	-57.0	+218.6	-31.0	+130.6
CE - Cost Variance	1189.7	1831.4	--	3021.1
CE - Cost & Funding	1189.7	1831.4	--	3021.1

Previous Estimate: December 2012

RDT&E	\$M	
	Base Year	Then Year
Current Change Explanations		
Revised escalation indices. (Economic)	N/A	-0.6
Adjustment for current and prior escalation. (Estimating)	+0.2	+0.2
Congressional and Sequestration reductions in FY 2013. (Estimating)	-0.3	-0.3
Revised estimate to support efforts for Common Telemetry Instrumentation Kit and Electronic Safe and Arm Fuze programs between FY 2014 to FY 2015. (Estimating)	+2.9	+3.2
Transition of all future research and development funds to the JASSM-Extended Range project FY 2017 to FY 2026. (Estimating)	-42.0	-52.9
RDT&E Subtotal	-39.2	-50.4

Procurement	\$M	
	Base Year	Then Year
Current Change Explanations		
Revised escalation indices. (Economic)	N/A	-6.8
Adjustment for current and prior escalation. (Estimating)	+3.6	+3.6
Acceleration of procurement buy profile for contract negotiations yield of additional missiles in FY 2013 and FY 2014. (Schedule)	0.0	-4.3
Total Quantity variance resulting from an increase of 101 missiles from 1,953 to 2,054. (Subtotal)	+93.4	+107.7
Quantity variance resulting from an increase of 101 missiles from 1,953 to 2,054. (Quantity)	(+57.0)	(+65.7)
Allocation to Schedule resulting from Quantity change. (Schedule) (QR)	(+25.5)	(+29.4)
Allocation to Engineering resulting from Quantity change. (Engineering) (QR)	(+9.2)	(+10.6)
Allocation to Estimating resulting from Quantity change. (Estimating) (QR)	(+1.7)	(+2.0)
Revised estimate due to Sequestration reduction in FY 2012. (Estimating)	-0.9	-0.9
Revised estimate due to the acceleration of 101 missiles between FY 2013 and FY 2015. (Estimating)	-79.0	-86.6
Adjustment for current and prior escalation. (Support)	+0.5	+0.8
Decrease in Other Support. (Support) (QR)	-11.6	-13.7
Procurement Subtotal	+6.0	-0.2

(QR) Quantity Related

Cost Variance**JASSM-ER**

Summary Then Year \$M				
	RDT&E	Proc	MILCON	Total
SAR Baseline (Prod Est)	146.6	2154.8	--	2301.4
Previous Changes				
Economic	+3.4	+188.2	--	+191.6
Quantity	+64.9	+436.6	--	+501.5
Schedule	-25.8	-175.8	--	-201.6
Engineering	+14.7	+298.2	--	+312.9
Estimating	+25.3	+870.4	--	+895.7
Other	--	--	--	--
Support	--	+402.6	--	+402.6
Subtotal	+82.5	+2020.2	--	+2102.7
Current Changes				
Economic	-0.2	-23.2	--	-23.4
Quantity	--	-99.1	--	-99.1
Schedule	--	+13.9	--	+13.9
Engineering	--	-7.0	--	-7.0
Estimating	+50.1	-127.2	--	-77.1
Other	--	--	--	--
Support	--	+148.6	--	+148.6
Subtotal	+49.9	-94.0	--	-44.1
Total Changes	+132.4	+1926.2	--	+2058.6
CE - Cost Variance	279.0	4081.0	--	4360.0
CE - Cost & Funding	279.0	4081.0	--	4360.0

Summary Base Year 2010 \$M				
	RDT&E	Proc	MILCON	Total
SAR Baseline (Prod Est)	159.1	2035.9	--	2195.0
Previous Changes				
Economic	--	--	--	--
Quantity	+50.4	+332.0	--	+382.4
Schedule	-7.2	-9.3	--	-16.5
Engineering	+10.8	+204.6	--	+215.4
Estimating	+21.7	+512.6	--	+534.3
Other	--	--	--	--
Support	--	+321.8	--	+321.8
Subtotal	+75.7	+1361.7	--	+1437.4
Current Changes				
Economic	--	--	--	--
Quantity	--	-74.8	--	-74.8
Schedule	--	+3.2	--	+3.2
Engineering	--	-5.3	--	-5.3
Estimating	+39.3	-98.7	--	-59.4
Other	--	--	--	--
Support	--	+99.1	--	+99.1
Subtotal	+39.3	-76.5	--	-37.2
Total Changes	+115.0	+1285.2	--	+1400.2
CE - Cost Variance	274.1	3321.1	--	3595.2
CE - Cost & Funding	274.1	3321.1	--	3595.2

Previous Estimate: December 2012

RDT&E	\$M	
Current Change Explanations	Base Year	Then Year
Revised escalation indices. (Economic)	N/A	-0.2
Congressional and sequestration reduction in FY 2013. (Estimating)	-0.2	-0.3
Reduction to Small Business Innovation Research in FY 2013. (Estimating)	-0.2	-0.2
Revised Estimate to support efforts for Common Telemetry Instrumentation Kit and Electronic Safe and Arm Fuze programs between FY 2014 to FY 2015. (Estimating)	-3.5	-3.9
Transition all future research and development funds to the JASSM-Extended Range project from the JASSM Baseline project between FY 2017 to FY 2026. (Estimating)	+43.2	+54.5
RDT&E Subtotal	+39.3	+49.9

Procurement	\$M	
Current Change Explanations	Base Year	Then Year
Revised escalation indices. (Economic)	N/A	-23.2
Adjustment for current and prior escalation. (Estimating)	+1.9	+2.0
Stretch-out of procurement buy profile from FY 2014 through FY 2016. (Schedule)	0.0	+9.7
Total Quantity variance resulting from a decrease of 101 missiles from 2,947 to 2,846. (Subtotal)	-92.6	-122.7
Quantity variance resulting from a decrease of 101 missiles from 2,947 to 2,846. (Quantity)	(-74.8)	(-99.1)
Allocation to Schedule resulting from Quantity change. (Schedule) (QR)	(+3.2)	(+4.2)
Allocation to Engineering resulting from Quantity change. (Engineering) (QR)	(-5.3)	(-7.0)
Allocation to Estimating resulting from Quantity change. (Estimating) (QR)	(-15.7)	(-20.8)
Revised estimate for production rate effect. (Estimating) (QR)	-57.5	-78.2
Revised estimate due to Congressional reductions in FY 2013. (Estimating)	-0.3	-0.3
Revised estimate due to Sequestration reductions in FY 2013 and FY 2014. (Estimating)	-27.1	-29.9
Adjustment for current and prior escalation. (Support)	+0.3	+0.4
Increase in Other Support for increased test requirements between FY 2015 to FY 2035. (Support)	+98.8	+148.2
Procurement Subtotal	-76.5	-94.0

(QR) Quantity Related

Contracts

Appropriation: Procurement

Contract Name **JASSM Production (Lot 11 Baseline/LRIP Lot 3 ER)**
 Contractor Lockheed Martin--Missile & Fire Control
 Contractor Location 5600 West Sand Lake Road
 Orlando, FL 32819
 Contract Number, Type FA8682-14-C-0069, FFP
 Award Date December 19, 2013
 Definitization Date December 19, 2013

Initial Contract Price (\$M)			Current Contract Price (\$M)			Estimated Price at Completion (\$M)	
Target	Ceiling	Qty	Target	Ceiling	Qty	Contractor	Program Manager
225.8	N/A	230	225.8	N/A	230	225.8	225.8

Cost and Schedule Variance Explanations

Cost and Schedule Variance reporting is not required on this FFP contract.

Contract Comments

This is the first time this contract is being reported.

Funding identified here only represents production funding placed on contract to support 230 missiles; 190 Baseline and 40 Extended-Range missiles.

Appropriation: Procurement

Contract Name **JASSM Production (Lot 12 Baseline/LRIP Lot 4 ER)**
 Contractor Lockheed Martin--Missile & Fire Control
 Contractor Location 5600 West Sand Lake Road
 Orlando, FL 32819
 Contract Number, Type FA8682-14-C-0084, FFP
 Award Date December 19, 2013
 Definitization Date December 19, 2013

Initial Contract Price (\$M)			Current Contract Price (\$M)			Estimated Price at Completion (\$M)	
Target	Ceiling	Qty	Target	Ceiling	Qty	Contractor	Program Manager
214.8	N/A	210	214.8	N/A	210	214.8	214.8

Cost and Schedule Variance Explanations

Cost and Schedule Variance reporting is not required on this FFP contract.

Contract Comments

This is the first time this contract is being reported.

The funding identified here only represents production funding placed on contract to support 210 missiles; 150 Baseline and 60 Extended-Range missiles.

Appropriation: RDT&E

Contract Name **JASSM R&D (Lot 10) TIKS**
 Contractor Lockheed Martin
 Contractor Location 5600 West Sand Lake Road
 Orlando, FL 32819
 Contract Number, Type FA8682-12-C-0006/2, FFP
 Award Date June 15, 2012
 Definitization Date June 15, 2012

Initial Contract Price (\$M)			Current Contract Price (\$M)			Estimated Price at Completion (\$M)	
Target	Ceiling	Qty	Target	Ceiling	Qty	Contractor	Program Manager
3.7	N/A	6	3.7	N/A	6	3.7	3.7

Cost and Schedule Variance Explanations

Cost and Schedule Variance reporting is not required on this FFP contract.

Contract Comments

The contract information represents the Research and Development Contract Line Item Number for the Lot 10 contract-only. Funding buys six Test Instrumentation Kits that will be provided as Government Furnished Equipment to test missiles.

Appropriation: Procurement

Contract Name JASSM Production (Lot 9)
Contractor Lockheed Martin--Missile & Fire Control
Contractor Location 5600 West Sand Lake Road
 Orlando, FL 32819
Contract Number, Type FA8682-11-C-0001, FFP
Award Date April 04, 2011
Definitization Date April 04, 2011

Initial Contract Price (\$M)			Current Contract Price (\$M)			Estimated Price at Completion (\$M)	
Target	Ceiling	Qty	Target	Ceiling	Qty	Contractor	Program Manager
162.7	N/A	125	218.9	N/A	200	218.9	218.9

Target Price Change Explanation

The difference between the Initial Contract Price Target and the Current Contract Price Target is due to the following contract modifications. The quantity increased from 125 to 200, Teledyne Engine Consideration decrease, Physical Configuration Audit, Leading Edge Tool (C-Channel), and JASSM Anti-Jam Global Positioning System (GPS) Receiver – Selective Availability Anti-Spoofing Module (Joint Advance GPS Receiver-Space) (SAASM (JAGR-S)) Last Time Buy.

Cost and Schedule Variance Explanations

Cost and Schedule Variance reporting is not required on this FFP contract.

Contract Comments

This contract is more than 90% complete; therefore, this is the final report for this contract.

An Above Threshold Reprogramming package was approved in FY 2011 enabling the program office to buy the original plan of 170 JASSM Baseline and 30 JASSM-Extended Range missiles.

The funding identified here only represents production funding placed on contract to support the 200 missiles.

Appropriation: Procurement

Contract Name JASSM Production (Lot 10)
Contractor Lockheed Martin--Missile & Fire Control
Contractor Location 5600 West Sand Lake Road
 Orlando, FL 32819
Contract Number, Type FA8682-12-C-0006, FFP
Award Date June 15, 2012
Definitization Date June 15, 2012

Initial Contract Price (\$M)			Current Contract Price (\$M)			Estimated Price at Completion (\$M)	
Target	Ceiling	Qty	Target	Ceiling	Qty	Contractor	Program Manager
230.3	N/A	221	247.4	N/A	221	247.4	247.4

Target Price Change Explanation

The difference between the Initial Contract Price Target and the Current Contract Price Target is due to the following contract modifications. Integration Station Support Tooling, NiCad Cells, Extended-Range (ER) Mold Tooling, Initial Test Vehicle & Hazard Electrodes Radiation To Ordinance, Common Core Automated Test Systems and KPPI Fuze component last time buy, wing spar tooling, and XILINX last time buy (900 Lot 10-13) Field Programmable Gate Array.

Cost and Schedule Variance Explanations

Cost and Schedule Variance reporting is not required on this FFP contract.

Contract Comments

The funding identified here only represents production funding placed on contract to support 221 missiles; 191 JASSM Baseline and 30 JASSM ER missiles.

Deliveries and Expenditures

JASSM Baseline

Delivered to Date	Plan to Date	Actual to Date	Total Quantity	Percent Delivered
Development	87	87	87	100.00%
Production	1343	1339	2054	65.19%
Total Program Quantity Delivered	1430	1426	2141	66.60%

Expended and Appropriated (TY \$M)

Total Acquisition Cost	2863.5	Years Appropriated	19
Expended to Date	2156.9	Percent Years Appropriated	90.48%
Percent Expended	75.32%	Appropriated to Date	2594.8
Total Funding Years	21	Percent Appropriated	90.62%

The above data is current as of 3/25/2014.

Production deliveries: Lots 1-9 total 1,303. Lot 10 total to-date is 36. Total 1,339.

JASSM-ER

Delivered to Date	Plan to Date	Actual to Date	Total Quantity	Percent Delivered
Development	31	30	31	96.77%
Production	0	30	2846	1.05%
Total Program Quantity Delivered	31	60	2877	2.09%

Expended and Appropriated (TY \$M)

Total Acquisition Cost	4360.0	Years Appropriated	12
Expended to Date	276.2	Percent Years Appropriated	36.36%
Percent Expended	6.33%	Appropriated to Date	515.8
Total Funding Years	33	Percent Appropriated	11.83%

The above data is current as of 3/25/2014.

Operating and Support Cost

JASSM Baseline

Assumptions and Ground Rules

Cost Estimate Reference:

The JASSM O&S estimate includes requirements for 2,054 JASSM Baseline missiles. The latest O&S Cost estimate was prepared in January 2014 using the 2010 cost model approved by the Cost Analysis Improvement Group. This estimate has been updated to reflect the current quantity mix of JASSM Baseline and JASSM Extended-Range missiles.

Sustainment Strategy:

The sustainment and readiness plan/estimate for JASSM has evolved to limited field repair and depot maintenance covered under a 15-year warranty. A 15-year warranty is assumed with a 15-year shelf-life and the subsequent demilitarization of the weapon. The JASSM Product Support Integrated Product Team (IPT) and Production IPT manage the warranty and field support.

The total Average cost of \$12.52M (BY 2010) is calculated in production during FY 2003 - FY 2017, plus 15 years of service-life, for a total of 29 years or FY 2032.

Antecedent Information:

There is no antecedent information for JASSM.

Unitized O&S Costs BY2010 \$M			
Cost Element	JASSM Baseline Average Annual Cost for all Baselines	No Antecedent (Antecedent) No Antecedent	
Unit-Level Manpower	1.790		0.000
Unit Operations	0.000		0.000
Maintenance	0.080		0.000
Sustaining Support	5.390		0.000
Continuing System Improvements	3.650		0.000
Indirect Support	1.610		0.000
Other	0.000		0.000
Total	12.520		--

Unitized Cost Comments:

The total O&S Average Annual Cost of \$12.52M (BY 2010) is for 29 years (through FY 2032 for the JASSM Baseline service-life).

	Total O&S Cost \$M			
	Current Production APB Objective/Threshold		Current Estimate	
	JASSM Baseline		JASSM Baseline	No Antecedent (Antecedent)
Base Year	541.0	595.1	363.1	N/A
Then Year	562.2	N/A	420.9	N/A

Total O&S Costs Comments:

Cost Variance information (BY 2010 \$M): Several factors drove the changes and the overall increase in the JASSM O&S this year. **1)** JASSM Baseline missile quantities will increase (+101) on the JASSM Baseline and decrease (-101) for the JASSM-ER. **2)** Unit level manpower: Personnel requirements in this area increased from 33 to 48 personnel. **3)** Under Maintenance and Sustaining Support: Office of the Secretary of Defense (OSD) 2013 O&S guidance which included the requirement to use the program office Manpower Estimate Report (MER) changed the calculations used in previous estimates. While there were small increases in Systems/Sustaining Engineering, it was adding all program office manpower not included in previous estimates that drove the major increase. **4)** In addition to the manpower increases in the latest estimate, manpower rates increased as well.

JASSM Baseline (BY 2010 \$M): JASSM Baseline missiles increased from 1,953 to 2,054, totaling a +101 quantity increase. The service-life decreased by one year from 30 to 29 years through 2032. (FY 2003-FY 2032).

O&S Cost Variance		
Category	Base Year 2010 \$M	Change Explanation
Prior SAR Total O&S Estimate December 2012	258.9	
Cost Estimating Methodology	+73.292	Change in Work breakdown Structure. OSD O&S guide with no withholding.
Cost Data Update	+30.885	Change in program office requirement and the MER (2013).
Labor Rate	0.000	
Energy Rate	0.000	
Technical Input	0.000	
Programmatic/Planning Factors	0.000	
Other	0.000	
Total Changes	+104.2	
Current Estimate	363.1	

Disposal Costs:

The total estimated Demilitarization cost is \$45.3M (BY 2010).

JASSM-ER**Assumptions and Ground Rules**Cost Estimate Reference:

The JASSM O&S estimate includes requirements for 2,846 JASSM Extended-Range (ER) missiles. The latest O&S Cost estimate was prepared in January 2014 using the 2010 cost model approved by the Cost Analysis Improvement Group. This estimate has been updated to reflect the current quantity mix of JASSM Baseline and JASSM ER missiles.

Sustainment Strategy:

The sustainment and readiness plan/estimate for JASSM has evolved to limited field repair and depot maintenance covered under a 15-year warranty. A 15-year warranty is assumed with a 15-year shelf-life and the subsequent demilitarization of the weapon. The JASSM Product Support Integrated Product Team (IPT) and Production IPT manage the warranty and field support.

The total Average cost of \$18.69M (BY 2010) is calculated in production during FY 2013 - FY 2025, plus 15 years of service-life, for a total of 27 years or FY 2040.

Antecedent Information:

There is no antecedent information for JASSM ER.

Unitized O&S Costs BY2010 \$M			
Cost Element	JASSM-ER		No Antecedent (Antecedent)
	Average Annual Cost for all ERs		No Antecedent
Unit-Level Manpower	2.790		0.000
Unit Operations	0.000		0.000
Maintenance	0.110		0.000
Sustaining Support	8.750		0.000
Continuing System Improvements	5.270		0.000
Indirect Support	1.770		0.000
Other	0.000		0.000
Total	18.690		--

Unitized Cost Comments:

The total Average Annual O&S cost of \$18.69M (BY 2010) is for 27 years (through FY 2040 for the JASSM-ER service-life).

	Total O&S Cost \$M			
	Current Production APB Objective/Threshold		Current Estimate	
	JASSM-ER	JASSM-ER	JASSM-ER	No Antecedent (Antecedent)
Base Year	658.5	724.4	504.7	N/A
Then Year	862.9	N/A	765.4	N/A

Total O&S Costs Comments:

Cost Variance information (BY 2010 \$M): Several factors drove the changes and the overall increase in the JASSM O&S this year. **1)** JASSM Baseline missile quantities will increase (+101) on the JASSM Baseline and decrease (-101) for the JASSM ER. **2)** Unit level manpower: Personnel requirements in this area increased from 33 to 48 personnel. **3)** Under Maintenance and Sustaining Support: Office of the Secretary of Defense (OSD) 2013 O&S guidance which included the requirement to use the program office Manpower Estimate Report (MER) changed the calculations used in previous estimates. While there were small increases in Systems/Sustaining Engineering, it was adding all program office manpower not included in previous estimates that drove the major increase. **4)** In addition to the manpower increases in the latest estimate, manpower rates increased as well.

JASSM-ER (BY 2010 \$M): Missile quantities decreased from 2,947 to 2,846, totaling a -101 quantity decrease. The service-life decreased by one year from 28 to 27 years through 2040 (FY 2013-FY 2040).

O&S Cost Variance		
Category	Base Year 2010 \$M	Change Explanation
Prior SAR Total O&S Estimate December 2012	482.7	
Cost Estimating Methodology	+79.1	Change in Work Breakdown Structure per OSD O&S guidance.
Cost Data Update	-57.1	Change in program office requirement and the MER (2013).
Labor Rate	0.0	
Energy Rate	0.0	
Technical Input	0.0	
Programmatic/Planning Factors	0.0	
Other	0.0	
Total Changes	+22.0	
Current Estimate	504.7	

Disposal Costs:

The total estimated Demilitarization cost is \$64.6M (BY 2010).