



Defense Research, Surveys, and Statistics Center (RSSC)

2015 Workplace and Gender Relations Survey of Reserve Component Members

Tabulations of Responses



Additional copies of this report may be obtained from:

Defense Technical Information Center

ATTN: DTIC-BRR

8725 John J. Kingman Rd., Suite #0944

Ft. Belvoir, VA 22060-6218

Or from:

<http://www.dtic.mil/>

Ask for report by ADA630234

2015 WORKPLACE AND GENDER RELATIONS SURVEY OF RESERVE COMPONENT MEMBERS: TABULATIONS OF RESPONSES

**Defense Manpower Data Center
Defense Research, Surveys, and Statistics Center
4800 Mark Center Drive, Suite 04E25-01, Alexandria, VA 22350-4000**

Acknowledgments

The Defense Manpower Data Center (DMDC) is indebted to numerous people for their assistance with the *2015 Workplace and Gender Relations Survey of Reserve Component Members (2015 WGRR)*, which was conducted on behalf of the Office of the Under Secretary of Defense for Personnel and Readiness (OUSD[P&R]). The survey is conducted under the leadership of Dr. Elizabeth Van Winkle and Dr. Paul Rosenfeld, and falls under DMDC's Health and Readiness (H&R) Surveys. DMDC's H&R Surveys are conducted under the oversight of Dr. Maia Hurley, Team Lead.

Policy officials contributing to the development of this survey include Dr. Nathan Galbreath (Sexual Assault Prevention and Response Office) and Mr. Michael Sena (Office of Diversity Management and Equal Opportunity).

DMDC's Survey Design, Analysis, & Operations Branch, under the guidance of Ms. Carol Newell is responsible for the development and analysis of this survey. The lead survey design analyst and project manager is Dr. Lindsay Rock. She also designed the unique presentation of complex items used in this tabulation volume. Ms. Margaret Coffey, Team Lead of Survey Operations, is responsible for the survey database construction and archiving. Ms. Coffey used DMDC's Statistical Analysis Macros to calculate the estimates presented in this tabulation volume.

DMDC's Statistical Methods Branch, under the guidance of Mr. David McGrath, Branch Chief, is responsible for all statistical aspects of this survey, including, sampling, weighting, nonresponse bias analysis, imputation, and the implementation of statistical hypothesis testing used in the survey program. Mr. Eric Falk, Team Lead of the Statistical Methods Branch, was responsible for the sampling for *the 2015 WGRR*. Mr. Tim Markham used the DMDC Sampling Tool to design the sample. Ms. Carole Massey and Ms. Sue Reinhold provided the data processing support. Dr. Bob Fay, Dr. Minsun Riddles, and Mr. Richard Sigman, Westat, Inc., developed complex weights for this survey. Data Recognition Corporation performed data collection and editing.

Ms. Mary Padilla, Fors Marsh Group, formatted and assembled this tabulation volume using DMDC's Survey Reporting Tool. A team consisting of Ms. Margaret Coffey, Dr. Lindsay Rock, Ms. Lisa Davis, Dr. Maia Hurley, and Dr. Elizabeth Van Winkle completed quality control for this tabulation volume.

Table of Contents

	<u>Page</u>
Introduction to the Survey	1
Survey Methodology	7
Tabulation Procedures	12
References.....	19

List of Appendixes

A.	Tabulations of Responses	21
B.	Survey Instrument	547
C.	Number of Respondents and Estimated Eligible Population by Reporting Categories: Long Form.....	589

List of Tabulations by Question Number

<u>Question</u>	<u>Page</u>
BACKGROUND INFORMATION	
2. What is your gender?	22
GENDER-RELATED EXPERIENCES IN THE MILITARY	
50. Experienced a gender-related behavior in line with a sexually hostile workplace environment (Q6-Q17)	24
50. Experienced any gender-related behavior in line with a sexually hostile workplace environment (Q6-Q17)	26
50. Of those who experienced a gender-related behavior in line with a sexually hostile workplace environment, follow-up questions established that actions were also persistent or severe (Q22-Q46)	28
50. Sexually Hostile Workplace Environment Prevalence Rate: constructed from Q6-Q17 and Q22-Q46. Sexually hostile workplace environment behaviors include unwelcome sexual conduct or comments that interfere with a person's work performance or creates an intimidating, hostile, or offensive work environment or where the conduct is a condition of a person's job, pay, or career. Additionally, these behaviors have to either	

	continue after the offender knew to stop or were so severe that most members of the respondent's gender would have found it offensive	30
50.	Sexually Hostile Workplace Environment Prevalence Rate: by behavior (Q6-Q17 and Q22-Q46).....	32
50.	Experienced a gender-related behavior in line with sexual quid pro quo (Q18-Q19)	34
50.	Experienced any gender-related behavior in line with sexual quid pro quo (Q18-Q19)	36
50.	Of those who experienced a gender-related behavior in line with sexual quid pro quo, follow-up questions established that the member had direct evidence of an exchange (Q47a-c/Q48a-c).....	38
50.	Sexual Quid Pro Quo Prevalence Rate: constructed from Q18-Q19 and Q47a-c/Q48a-c. Sexual quid pro quo behaviors are used to control, influence, or affect the career, pay, or job of a military member. Additionally, the member must indicate they have direct evidence of an exchange	40
50.	Sexual Quid Pro Quo Prevalence Rate: by behavior (Q18-Q19, Q47a-c/Q48a-c)	42
50.	Sexual Harassment Prevalence Rate: constructed from Q6-Q19 and Q22-Q48. Sexual harassment includes the sexually hostile workplace environment prevalence rate and/or the sexual quid pro quo prevalence rate	44
50.	Experienced a gender-related behavior in line with gender discrimination (Q20-Q21)	46
50.	Experienced any gender-related behavior in line with gender discrimination (Q20-Q21)	48
50.	Of those who experienced a gender-related behavior in line with gender discrimination, follow-up questions established that action resulted in harm to the member's career (Q49-Q50).....	50
50.	Gender Discrimination Prevalence Rate: constructed from Q20-Q21 and Q49-Q50. Gender discrimination includes comments and behaviors directed at someone because of his/her gender and the member's belief that these experiences resulted in harm or limited his/her career.....	52
50.	Gender Discrimination Prevalence Rate: by behavior (Q20-Q21 and Q49-Q50)	54
50.	Problematic Workplace Behaviors Prevalence Rate: constructed from Q6-21. Problematic workplace behaviors include experiences of sexual harassment behaviors (sexually hostile workplace environment and sexual quid pro quo) and gender discrimination behaviors, but do not require the legal criteria needed for an MEO violation.....	56

50. Sex-Based MEO Violation Prevalence Rate: constructed from Q6-Q50. Sex-based MEO violations include those members who met legal criteria for the sexual harassment prevalence rate (sexually hostile workplace environment and sexual quid pro quo) and/or the gender discrimination prevalence rate..... 58

GENDER-RELATED EXPERIENCES IN THE MILITARY WITH BIGGEST EFFECT

54. Would you consider that experience to be..... 60
- a. Hostile work environment? For example, unwelcome sexual advances, used language/behavior/jokes of a sexual nature, or offensive physical conduct..... 60
 - b. Quid pro quo? For example, someone implied preferential treatment in exchange for your sexual cooperation 62
 - c. Gender discrimination? For example, mistreated you because of your gender or exposed you to language/behaviors that conveyed offensive or condescending gender-based attitudes..... 64
55. Was/Were the upsetting experience(s) the result of behavior by one person, a group of people in the same setting, or different people in different situations? 66
56. Was the upsetting behavior in that situation due to one person or a group of people?..... 68
57. What was the gender of the person(s)? 70
58. Was/Were the person(s) who acted this way 72
- a. One of your work supervisors? 72
 - b. One of your unit leaders? 74
 - c. One of your peers at about the same level? 76
 - d. One of your subordinates or someone you manage? 78
58. Was/Were the person(s) who acted this way higher ranking (work supervisor or unit leader)? Constructed from Q58a-b 80
59. At the time of the upsetting situation, was/were any of the person(s)..... 82
- a. Military members of higher rank than you? 82
 - b. Military members of about the same rank as you? 84
 - c. Military members of lower rank than you? 86
 - d. Civilians/contractors working for the military? 88
59. At the time of the upsetting situation, the person(s) involved was/were a military member: Constructed from Q59a-c..... 90

60.	Thinking about this situation, about how long did these upsetting behaviors continue?	92
61.	Thinking about this upsetting situation.....	94
a.	Did it occur on a military installation/ship, armory, Guard or Reserve unit site?	94
b.	Did it occur while you were on TDY/TAD, at sea, or during field exercises/alerts?	96
c.	Did it occur while you were deployed to a combat zone or to an area where you drew imminent danger pay or hostile fire pay?	98
d.	Did it occur during recruit training/basic training?	100
e.	Did it occur in a civilian location?	102
61.	Where did the upsetting situation occur? Constructed from Q61.....	104
62.	Thinking about this upsetting situation.....	106
a.	Did you request a transfer or other change of assignment as a result of the situation?	106
b.	Did it make you want to leave the military?	108
c.	Did this situation ever make it hard to do your job or complete your work?	110
d.	Did this situation ever make your workplace either less productive or compromise your unit's mission?	112
e.	Did you take a sick call day or any other type of leave because of this situation?	114
f.	Did this situation negatively affect your evaluation/fitness reports or promotions?	116
g.	Did this situation either cause arguments in the workplace or damage unit cohesion?	118
h.	Did this situation damage your relationships with coworkers?	120
i.	Did this situation damage your other personal relationships, for example, with your spouse or a friend?	122
62.	Experienced at least one negative outcome as a result of the sex-based MEO violation. Constructed from Q62b-i	124
63.	Reported/Disclosed the upsetting situation. Constructed from Q63	126
63.	Who did you discuss this upsetting situation with?	128
a.	Your friends, family, or co-workers	128
b.	A chaplain, counselor, or medical person	130
c.	A work supervisor or anyone up your chain of command	132

d.	With any person tasked with enforcing sexual harassment or Equal Opportunity regulations	134
64.	What actions were taken in response to your discussing/reporting the situation?	136
a.	No action was taken because you asked for the discussion to be kept private	136
b.	You discussed the situation, but no action was taken because you chose not to give enough details about the situation	138
c.	The person you told took no action.....	140
d.	The rules on harassment were explained to everyone in the workplace	142
e.	Someone talked to the person(s) to ask them to change their behavior.....	144
f.	Your work station or duties were changed to help you avoid that person(s)	146
g.	The person(s) was/were moved or reassigned so that you did not have as much contact with them	148
h.	There was some official career action taken against the person(s) for their upsetting behavior. For example, a negative evaluation/fitness report.....	150
j.	You were encouraged to drop the issue	152
k.	You were discouraged from filing a formal complaint	154
m.	Your coworkers treated you worse, avoided you, or blamed you for the problem.....	156
n.	Your supervisor punished you for bringing it up. For example, loss of privileges, denied promotion/training, transferred to less favorable job	158
65.	How satisfied were/are you with the following aspects of how the discussion or report was handled?	160
a.	Availability of information about how to file a complaint.....	160
b.	How you were treated by personnel handling your situation.....	162
c.	The action taken by the personnel handling your situation	164
d.	The current status of the situation	166
e.	Amount of time it took to address your situation	168
f.	How well you have been kept informed on the status of your report or complaint	170

66. What were your reasons for not discussing it with someone above you in your chain of command and not reporting it to a person who enforces sexual harassment regulations? {Subitems a-j}..... 172
66. What were your reasons for not discussing it with someone above you in your chain of command and not reporting it to a person who enforces sexual harassment regulations? {Subitems k-s}..... 174

GENDER-RELATED EXPERIENCES

160. Experienced a behavior in line with sexual assault..... 176
160. Sexual Assault Prevalence Rate: constructed from (Q67-160). Sexual assault behaviors include penetrative, non-penetrative, and attempted penetrative behaviors. Additionally, members indicated the experience involved force or threats and where they did not or could not consent..... 178
160. Sexual Assault Prevalence Rate: by behavior (Q67-160)..... 180
162. Please give your best estimate of how many different times (on how many separate occasions) during the past 12 months, you had these unwanted experiences?..... 182
163. You indicated that you had more than one unwanted event in the past 12 months. Were all these events done by the same person? 184

GENDER-RELATED EXPERIENCES WITH BIGGEST EFFECT

164. Type of single or most serious assault experience respondent discussed in the one situation (did not have to meet the legal requirement for a sexual assault)..... 186
167. How many people did this to you?..... 188
168. What was/were the gender of the person(s)..... 190
169. At the time of the event, was/were the person(s) who did this to you 192
170. At the time of the event, was/were the person(s) who did this to you 194
- a. Someone in the military of a lower rank than you? 194
- b. Someone in the military of a similar rank than you? 196
- c. Someone in the military of a higher rank than you? 198
- d. Your unit leader? 200
- e. A higher ranked person above your unit leader and in the chain of command? 202
- f. Officers? 204
- g. Civilian employee(s) or contractor(s) working for the military?..... 206
- h. Person(s) in the local community? 208

i.	A foreign national?	210
j.	Someone you work with in your civilian job or school?	212
170.	The person(s) who did this to you was someone in the military. Constructed from Q170a-f.....	214
171.	Did the unwanted event occur	216
a.	At a military installation/ship, armory, Guard or Reserve unit site?	216
b.	During your National Guard or Reserve duties, including active duty, active duty for training, full-time National Guard or Reserve duty, and performing in active duty training/drills?	218
c.	While you were on TDY/TAD, at sea, or during field exercises/ alerts?	220
d.	While you were deployed to a combat zone or to an area where you drew imminent danger pay or hostile fire pay?	222
e.	While you were in a delayed entry program?	224
f.	While you were in recruit training/basic training?	226
g.	While you were in any type of military combat training?	228
h.	While you were in Officer Candidate or Training School/Basic or Advanced Officer Course?	230
i.	While you were completing military occupational specialty school/ technical training/advanced individual training/professional military education?	232
171.	The unwanted event occurred in a military location/while on duty status. Constructed from Q171a-i	234
172.	Which of the following best describe the situation when this unwanted event occurred?	236
173.	Would you describe this unwanted event as	238
a.	Hazing? Hazing refers to things done to humiliate or "toughen up" people prior to accepting them into a group.....	238
b.	Bullying? Bullying refers to repeated verbally or physically abusive behaviors that are threatening, humiliating, or intimidating ...	240
174.	Did the offender(s).....	242
a.	Sexually harass you before the situation?	242
b.	Stalk you before the situation?	244
c.	Sexually harass you after the situation?	246
d.	Stalk you after the situation?	248

174.	Experienced sexual harassment/stalking before or after the sexual assault. Constructed from Q174	250
175.	At the time of this unwanted event, had you been drinking alcohol? Even if you had been drinking, it does not mean that you are to blame for what happened	252
176.	Just prior to this unwanted event	254
a.	Did the person(s) who did this to you buy or give you alcohol to drink?	254
b.	Do you think that you might have been given a drug without your knowledge or consent?	256
177.	At the time of this unwanted event, had the person(s) who did it been drinking alcohol?	258
177.	The unwanted event involved alcohol and/or drugs by either the survivor and/or the offender. Constructed from Q175-Q177	260
178.	After this unwanted event	262
a.	Did it make you want to leave the Guard or Reserve, or transfer to another Reserve component?	262
b.	Did it ever make it hard to do your job or complete your work?	264
c.	Did you take a sick day or any other type of leave because of the event?	266
d.	Did the event damage your personal relationships? For example, with your spouse or a friend	268
178.	Experienced a negative reaction as a result of the sexual assault. Constructed from Q178a-d	270
179.	Did you officially report this unwanted event to the military?	272
180.	What type of report did you make?	274
181.	Was an unrestricted report what you preferred?	276
182.	Did you receive an expedited transfer as a result of your report of sexual assault?	278
183.	Compared to the time before you were transferred, are the following aspects of your life better, worse, or about the same?	280
a.	Social support	280
b.	Medical/Mental health care	282
c.	Career progression	284
d.	Treatment by peers	286
e.	Treatment by leadership	288

f.	Living situation	290
184.	What were your reasons for reporting the event to a military authority?	292
185.	What were your reasons for not reporting the event to a military authority? {Subitems a-i}	294
185.	What were your reasons for not reporting the event to a military authority? {Subitems j-q}	296
186.	In retrospect, would you make the same decision about reporting if you could do it over?	298
186.	In retrospect, would you make the same decision about reporting if you could do it over? Constructed from Q179 and Q186	300
186.	In retrospect, would you make the same decision about reporting if you could do it over? Constructed from Q180 and Q186	302

OUTCOMES ASSOCIATED WITH REPORTING

187.	As a result of you reporting the sexual assault, has your leadership (unit commander or another member in your chain of command) either done or threatened to do any of the following?	304
187.	Experienced at least one behavior in line with potential professional reprisal as a result of reporting the sexual assault. Constructed from Q187	306
188.	Do you have reason to believe that any of the leadership actions you marked in the previous item were only based on your report of sexual assault (i.e., not based on your conduct or performance)?	308
189.	Why do you think your leadership took the actions you marked as happening to you (prior questions indicated that the behaviors experienced were believed to be a result of making a report of sexual assault)? Constructed from Q187, Q188, and Q189	310
189.	Why do you think your leadership took the actions you marked as happening to you (prior questions indicated that the behaviors experienced were believed to be a result of making a report of sexual assault)? Constructed from Q187, Q188, and Q189. Endorsement of options 1, 2, or 3 meets criteria for Perceived Professional Reprisal	312
189.	Rate of Perceived Professional Reprisal. Constructed from Q187, Q188, and Q189	314
189.	Behavior experienced by those who met criteria for Perceived Professional Reprisal. Constructed from Q187, Q188, and Q189	316
190.	Who took the action(s) (prior questions indicated the member met criteria for Perceived Professional Reprisal)? Constructed from Q187, Q188, and Q189	318

191.	Overall, how harmful do you think these experiences will be to your career (prior questions indicated the member met criteria for Perceived Professional Reprisal)? Constructed from Q187, Q188, and Q189	320
192.	As a result of you reporting the sexual assault, have any of your military peers and/or military coworkers (including those in your chain of command) done any of the following? Behaviors Q192a, d, and e align with potential ostracism; behaviors Q192b, c, f, g, and h align with potential maltreatment	322
192.	Experienced at least one behavior in line with potential ostracism and/or potential maltreatment as a result of reporting the sexual assault. Constructed from Q192	324
192.	Of those who experienced potential ostracism and/or potential maltreatment, type of behavior experienced. Constructed from Q192	326
194.	Did any of the person(s) who took these actions know or suspect you made an official (unrestricted or restricted) sexual assault report?	328
195.	Why do you think the individual(s) took the actions you marked as happening to you (prior questions indicated the member experienced behavior in line with potential ostracism or potential maltreatment)? Constructed from Q192 and Q194	330
195.	Why do you think the individual(s) took the actions you marked as happening to you (prior questions indicated the member experienced behavior in line with potential ostracism or potential maltreatment)? Constructed from Q192, Q194, and Q195. Endorsement of options a or b meets criteria for Perceived Maltreatment. Endorsement of options a or c meets criteria for Perceived Ostracism	332
195.	Rate of Perceived Ostracism. Constructed from Q192, Q194, and Q195	334
195.	Rate of Perceived Maltreatment. Constructed from Q192, Q194, and Q195	336
195.	Rate of Perceived Ostracism/Maltreatment. Constructed from Q192, Q194, and Q195	338
195.	Rate of Perceived Professional Reprisal and/or Ostracism/Maltreatment. Constructed from Q187, Q188, Q189, Q192, Q194, and Q195	340
195.	Behavior experienced by those who met criteria for Perceived Ostracism/Maltreatment. Constructed from Q192, Q194, and Q195	342
195.	Who took the action(s) (prior questions indicated the member met criteria for Perceived Ostracism or Perceived Maltreatment)? Constructed from Q192, Q194, and Q195	344
196.	As a result of the actions taken against you, did any of the following occur (prior questions indicated the member met criteria for Perceived Ostracism or Perceived Maltreatment)?	346

197.	Did any of the actions you marked involve social media (for example, Facebook, Twitter; prior questions indicated the member met criteria for Perceived Ostracism or Perceived Maltreatment)?	348
198.	Thinking about all of the negative reactions you selected that were taken by military coworkers, peers, and/or leadership, did you... (prior questions indicated the member met criteria for Perceived Professional Reprisal and/or Perceived Ostracism/Maltreatment)	350
198.	Thinking about all of the negative reactions you selected that were taken by military coworkers, peers, and/or leadership, did you... (prior questions indicated the member met criteria for Perceived Professional Reprisal). Constructed from Q187, Q188, Q189, and Q198.....	352
198.	Thinking about all of the negative reactions you selected that were taken by military coworkers, peers, and/or leadership, did you... (prior questions indicated the member met criteria for Perceived Ostracism/Maltreatment). Constructed from Q192, Q194, Q195, and Q198	354
199.	What actions were taken in response to your discussion with a supervisor/chain of command OR as a result of this complaint (prior questions indicated the member met criteria for Perceived Professional Reprisal and/or Perceived Ostracism/Maltreatment)?	356
199.	What actions were taken in response to your discussion with a supervisor/chain of command OR as a result of this complaint (prior questions indicated the member met criteria for Perceived Professional Reprisal)? Constructed from Q187, Q188, Q189, Q198, and Q199	358
199.	What actions were taken in response to your discussion with a supervisor/chain of command OR as a result of this complaint (prior questions indicated the member met criteria for Perceived Ostracism/Maltreatment)? Constructed from Q192, Q194, Q195, Q198, and Q199	360
200.	You indicated you chose not to file a complaint. Why did you choose not to report the behaviors (prior questions indicated the member met criteria for Perceived Professional Reprisal and/or Perceived Ostracism/Maltreatment)?	362
200.	You indicated you chose not to file a complaint. Why did you choose not to report the behaviors (prior questions indicated the member met criteria for Perceived Professional Reprisal)? Constructed from Q187, Q188, Q189, Q199, and Q200	364
200.	You indicated you chose not to file a complaint. Why did you choose not to report the behaviors (prior questions indicated the member met criteria for Perceived Ostracism/Maltreatment)? Constructed from Q192, Q194, Q195, Q198, and Q200	366

GENDER-RELATED EXPERIENCES

204. For your unwanted experiences in the past 12 months, did you initial and sign a form labeled VICTIM REPORTING PREFERENCE STATEMENT (DD Form 2910) in response to a past year event?..... 368

PRIOR EXPERIENCES

205. Before the past 12 months, did you have unwanted experiences where anyone..... 370
207. Lifetime Sexual Assault Prevalence Rate: Includes sexual assaults that occurred in the past year and those that occurred more than a year ago..... 372
207. Sexual Assault Prevalence Rate Prior to Joining the Military 374
207. Sexual Assault Prevalence Rate Since Joining the Military: Combining those who indicated having experienced a sexual assault in the past year with those who were sexually assaulted more than a year ago but after joining the military..... 376

BACKGROUND INFORMATION

208. What is your current relationship status?..... 378
209. Are you Spanish/Hispanic/Latino?..... 380
210. What is your race?..... 382

YOUR MILITARY WORKPLACE

211. To what extent do/would you feel safe from being sexually assaulted at your home duty station? 384
212. To what extent do/would you feel safe from being sexually assaulted during military operations, training, or exercises away from your home duty station? 386
213. In the military, how likely is it that an instance of sexual harassment would be reported?..... 388
214. In the military, how likely is it that an instance of sexual assault would be reported? 390
215. How likely would you be to 392
- a. Encourage someone who has experienced sexual harassment to tell a military supervisor? 392
 - b. Encourage someone who has experienced sexual assault to seek counseling?..... 394
 - c. Encourage someone who has experienced sexual assault to report it?..... 396

d.	Tell a military supervisor about sexual harassment if it happened to you?	398
e.	Report a sexual assault if it happened to you?	400
216.	In the past 12 months, did you observe a situation that you believed was, or could have led to, a sexual assault?	402
217.	When you observed this situation, which response most closely resembles your actions?.....	404
217.	Took some kind of action when they observed a situation that they believed was, or could have led to, a sexual assault. Constructed from Q217	406

PERSONNEL POLICY AND PRACTICES

218.	Please indicate how well your military unit leadership	408
a.	Makes it clear that sexual assault has no place in the military	408
b.	Promotes a unit climate based on mutual respect and trust	410
c.	Leads by example. For example, refrains from sexist comments and behaviors	412
d.	Catches and immediately corrects incidents of sexual harassment. For example, inappropriate jokes, comments, and behaviors.....	414
e.	Creates an environment where victims would feel comfortable reporting sexual harassment or assault	416

YOUR MILITARY WORKPLACE

219.	Are you currently in a military work environment where female coworkers are uncommon (less than 25% of your military coworkers)?	418
220.	How much do you agree or disagree with the following statements about the people in your military work group?	420
a.	There is very little conflict among your military coworkers	420
b.	Your military coworkers put in the effort required for their jobs	422
c.	The people in your military work group tend to get along	424
d.	The people in your military work group are willing to help each other	426
e.	You are satisfied with the relationships you have with your military coworkers	428
220.	Coworker Satisfaction Scale: constructed from Q220a-e. Coworker Satisfaction can be defined as satisfaction with coworker work effort, work group compatibility, helpfulness of coworkers, and frequency of coworker conflicts	430

221.	During the past 12 months, how often have you experienced any of the following behaviors, where military coworkers or supervisors	432
a.	Intentionally interfered with your military work performance?	432
b.	Did not provide information or assistance when you needed it?	434
c.	Were excessively harsh in their criticism of your work performance?	436
d.	Took credit for work or ideas that were yours?	438
e.	Gossiped/talked about you?	440
f.	Used insults, sarcasm, or gestures to humiliate you?	442
g.	Yelled when they were angry with you?	444
h.	Swore at you in a hostile manner?	446
i.	Damaged or stole your property or military equipment assigned to you?	448
221.	Workplace Hostility Scale: constructed from Q221a-i. Workplace Hostility can be defined as the degree to which people in the workplace act in an angry or hostile manner toward personnel	450
222.	How much do you agree or disagree with the following statements about the work you do at your military workplace?	452
a.	Your military work provides you with a sense of pride	452
b.	Your military work makes good use of your skills	454
c.	You like the kind of military work you do	456
d.	Your military job gives you the chance to acquire valuable skills	458
e.	You are satisfied with your military job as a whole	460
222.	Work Satisfaction Scale: constructed from Q222a-e. Work Satisfaction can be defined as a sense of pride in work, use of skills, work enjoyment, and the opportunity to acquire valuable skills	462
223.	Suppose that you have to decide whether to continue to participate in the National Guard/Reserve. Assuming you could stay, how likely is it you would choose to do so?	464

STRESS, HEALTH, AND WELL-BEING

224.	In general, would you say your health is	466
225.	Experienced a Potentially Traumatic Event: Sometimes things happen to people that are unusually or especially frightening, horrible, or traumatic. For example, a serious accident or fire, physical or sexual assault or abuse, earthquake or flood, war, seeing someone be killed or seriously	

	injured, or having a loved one die through homicide or suicide. Have you ever experienced this kind of event?	468
226.	In the past month, have you	470
a.	Had nightmares about the event(s) or thought about the event(s) when you did not want to?	470
b.	Tried hard not to think about the event(s) or went out of your way to avoid situations that reminded you of the event(s)?	472
c.	Been constantly on guard, watchful, or easily startled?	474
d.	Felt numb or detached from people, activities, or your surroundings?	476
e.	Felt guilty or unable to stop blaming yourself or others for the event(s) or any problems the event(s) may have caused?	478
226.	Posttraumatic Stress Disorder (PTSD) Score: constructed from Q226a-e. PTSD is a type of trauma and stress-related disorder that can be triggered by experiencing or witnessing a traumatic event that causes fear, helplessness, or horror and is characterized by persistent frightening thoughts and memories, emotional detachment or numbness, sleep problems, and a tendency to be easily startled	480
227.	Over the last two weeks, how often have you been bothered by any of the following problems?	482
a.	Little interest or pleasure in doing things	482
b.	Feeling down, depressed, or hopeless	484
c.	Trouble falling or staying asleep, or sleeping too much	486
d.	Feeling tired or having little energy	488
e.	Poor appetite or overeating	490
f.	Feeling bad about yourself—or that you are a failure or have let yourself or your family down	492
g.	Trouble concentrating on things, such as reading the newspaper or watching television	494
h.	Moving or speaking so slowly that other people could have noticed. Or the opposite—being so fidgety or restless that you have been moving around a lot more than usual	496
227.	Depression Scale: constructed from Q227a-h. Depression is a common mood disorder characterized by depressed mood, loss of interest or pleasure, feelings of guilt or low self-worth, disturbed sleep or appetite, low energy, and poor concentration	498

PERSONNEL POLICY AND PRACTICES

228. How satisfied have you been with the availability of information on 500
- a. How to file a restricted report? 500
 - b. How to file an unrestricted report? 502

SEXUAL ASSAULT TRAINING

229. Have you had any military training during the past 12 months on topics related to sexual assault? 504
230. My National Guard/Reserve component's sexual assault training 506
- a. Provides a good understanding of what actions are considered sexual assault 506
 - b. Teaches that the consumption of alcohol may increase the likelihood of sexual assault 508
 - c. Teaches how to avoid situations that might increase the risk of being a victim of sexual assault 510
 - d. Teaches how to intervene when you witness a situation involving a fellow military member (bystander intervention)..... 512
 - e. Teaches how to obtain medical care following a sexual assault 514
 - f. Explains the role of the chain of command in handling sexual assaults..... 516
 - g. Explains the reporting options available if a sexual assault occurs..... 518
 - h. Identifies the points of contact for reporting sexual assault (for example, SARC, Victim Advocate) 520
 - i. Explains how sexual assault is a mission readiness problem 522
 - j. Explains the resources available to victims (for example, Safe Helpline)..... 524

SEXUAL HARASSMENT TRAINING

231. Have you had any military training during the past 12 months on topics related to sexual harassment?..... 526

REACTION TO SEXUAL ASSAULT

232. How much do you agree with the following? 528
- a. When you are in a social setting, it is your duty to stop a fellow military member from doing something potentially harmful to themselves or others..... 528

- b. If you are sexually assaulted, you can trust the military system to protect your privacy 530
- c. If you are sexually assaulted, you can trust the military system to ensure your safety following the incident 532
- d. If you are sexually assaulted, you can trust the military system to treat you with dignity and respect 534

HOW ARE WE DOING?

- 233. In your opinion, has sexual harassment in our nation become more or less of a problem over the last 2 years? 536
- 234. In your opinion, has sexual harassment in the military become more or less of a problem over the last 2 years? 538
- 235. In your opinion, has sexual assault in our nation become more or less of a problem over the last 2 years? 540
- 236. In your opinion, has sexual assault in the military become more or less of a problem over the last 2 years? 542
- 236. Did you respond to this survey via the web or paper survey questionnaire? Constructed from administrative data 544

2015 WORKPLACE AND GENDER RELATIONS SURVEY OF RESERVE COMPONENT MEMBERS: TABULATIONS OF RESPONSES

Introduction to the Survey

The *Defense Research, Surveys, and Statistics Center*, Defense Manpower Data Center (RSSC), conducts surveys to support the personnel information needs of the Under Secretary of Defense for Personnel and Readiness (USD[P&R]). These surveys assess the attitudes and opinions of the entire Department of Defense (DoD) community on a wide range of personnel issues. Health and Readiness Surveys are in-depth studies of sensitive topics and specialized populations, often requiring use of both paper-and-pen and web-based surveys.

This report contains tabulations of responses from the *2015 Workplace and Gender Relations Survey of Reserve Component Members (2015 WGRR)* conducted from August 7 to October 19, 2015. This introduction (1) summarizes the survey content, (2) defines the total population surveyed and the subgroups used in tabulations of responses, (3) summarizes the survey methodology,¹ and (4) provides details on how to use the tabulations. The tabulations and a copy of the survey instrument follow this introduction.²

Survey Content

The *2015 WGRR* continues a line of military sexual assault and sexual harassment research begun in 1988. DMDC conducted Joint Service surveys of active duty members on gender issues in 1988, 1995, 2002, 2006, 2010, and 2012. DMDC expanded this line of research to the Reserve Components in 2004, 2008, and 2012 and to the Service Academies in 2005, 2006, 2008, 2010, 2012, and 2014.

Historically, DMDC gender relations surveys have been designed to estimate the perceived level of sexual harassment and sexual assault in the Services and to provide new information on a variety of consequences of sexual harassment and sexual assault experiences (Bastian, Lancaster, & Reist, 1996). These DMDC gender relations surveys captured experiences of sexual assault through its Unwanted Sexual Contact (USC) measure and experiences of sexual harassment were derived from the Sexual Experiences Questionnaire (SEQ; Fitzgerald et al., 1988; Fitzgerald, Gelfand, & Drasgow, 1995), which was adapted for a military population (SEQ-DoD) and was the DoD-approved data collection method for measuring sexual harassment experiences since 2002. These measures were used on surveys conducted in 2006, 2010, and 2012 of active duty members and in 2008 and 2012 of Reserve component members. Per congressional request for an external evaluation, DoD contracted with RAND, Inc. in 2014 to conduct the *RAND Military Workplace Survey (2014 RMWS)*, a

¹ Details on survey methodology are reported in DMDC (2016b).

² Refer to DMDC (2016a) to view a screen-shot version of the survey as it appeared on the web.

large-scale survey of active duty and Reserve component members on issues of sexual assault and military equal opportunity (MEO) violations. The *2015 WGRR* covers these two major topic areas—sexual assault and MEO-based violations—and descriptions of those are below followed by a description of other survey content.

Sexual Assault. Although the term “Unwanted Sexual Contact” does not appear in the Uniform Code of Military Justice (UCMJ), it is used to refer to a range of activities that the UCMJ prohibits, including uninvited and unwelcome completed or attempted sexual intercourse, sodomy (oral or anal sex), penetration by an object, and the unwanted touching of genitalia and other sexually related areas of the body. As originally developed, the goal of the USC item was to act as a proxy for behaviors which indicated “sexual assault” while balancing the emotional burden to the respondent. The intention of the USC item was not to directly align with legal definitions or provide a crime victimization rate, but rather to provide DoD with information about Service men and women who experienced behaviors that were prohibited by the UCMJ, in line with sexual assault, and which would qualify the individual to receive Sexual Assault Prevention and Response (SAPR) support services.

In 2014, Senate leadership and an independent, Congressionally-mandated panel of DoD and civilian experts requested that DoD update its survey methodology to be more specific with regard to the types of crimes military members experience. RAND, Inc. developed this new measure of sexual assault that incorporates UCMJ-prohibited behaviors and consent factors to derive prevalence rates of crimes committed against military members (Morrall, Gore, & Schell, 2014). This new 96-item measure of sexual assault aligns with the language used in the elements of proof required for sexual assault under Article 120, UCMJ, and meets the requirements outlined by Congress and the panel of experts. This measure was approved by the Secretary of Defense and the Service Chiefs as the crime victimization measure of sexual assault for DoD. As such, this new measure of sexual assault was used on the *2015 WGRR*.

Military Equal Opportunity (MEO) Violations. The SEQ-DoD, which was used up through the *2012 WGRR*, consists of 12 behaviorally-based items measuring sexual harassment (crude/offensive behavior [verbal/nonverbal behaviors of a sexual nature that were offensive or embarrassing], unwanted sexual attention [unwanted attempts to establish a sexual relationship], and sexual coercion [quid pro quo instances of specific treatment or favoritism conditioned on sexual cooperation]) and four behaviorally-based items measuring sexist behavior (verbal/nonverbal behaviors that convey insulting, offensive, or condescending attitudes based on the gender of the military member).

The measures comprising the SEQ-DoD were designed to gather information on perceived experiences of these behaviors and were not designed to be a “crime index” of violations of DoD regulations regarding prohibited workplace behaviors. Perceived sexual harassment is by definition a subjective assessment of behaviors. The U.S. Code, Title 10, Armed Forces (10 U.S.C. § 1561) emphasizes that conduct

constituting sexual harassment is unwelcome and dependent upon a “reasonable person” perception that the behavior constitutes a hostile or offensive working environment. The wording of the items in the SEQ-DoD often captured whether the behaviors were unwelcome (e.g., made unwanted attempts to establish a romantic sexual relationship with you despite your efforts to discourage it), but did not capture the victim’s perception of the harassing nature of the behavior (i.e., creating a hostile or offensive working environment). These measures were the DoD-approved means of gathering information on sexual harassment and sexist behaviors since 2002, but in 2014, RAND, Inc. developed a new measure of sex-based Military Equal Opportunity (MEO) experiences for the *2014 RMWS* that were designed to align with criteria for an MEO violation. RAND, Inc. developed the new measures of DoD-based MEO violations that incorporate behaviors and follow-up criteria to derive prevalence rates.

The *2015 WGRR* was modeled on the *2014 RMWS* and is subdivided into the following 15 topic areas:

1. *Background Information*—Reserve component member status,³ gender, relationship status, and race/ethnicity.
2. *Time Reference*—Important key events to provide frame of reference for respondents on the time frame of “12 months prior to taking the survey.”⁴
3. *Gender-Related MEO Violations*—Experiences of MEO violations (discrimination and sexual harassment) in the 12 months prior to the survey.
4. *The Gender-Related MEO Violation With Greatest Effect*—Circumstances pertaining to the experience of MEO violation(s) in the past 12 months that had the greatest impact on the respondent, including characteristics of offender(s); the length of time of the situation; location where it occurred; outcome of the situation; to whom behaviors were discussed/reported and resulting actions; members’ satisfaction with the complaint process and outcome (if applicable); and/or reasons for not reporting to someone above them in their chain of command or a person who enforces sexual harassment policy.
5. *Experiences of Sexual Assault*—Experiences of UCMJ-based sexual assault in the 12 months prior to the survey and frequency of experiences.
6. *The Experience of Sexual Assault With Greatest Effect*—Specific behaviors experienced during the one situation in the past 12 months that had the greatest effect on the respondent, including characteristics of offenders; where and when the situation occurred; unwanted event as part of hazing or bullying; experiences of sexual harassment or stalking by offender;

³ This item is not included in these tabulations.

⁴ This item is not included in these tabulations.

involvement of alcohol/drugs; outcomes of the unwanted event; type of report made (if applicable); received expedited transfer (if applicable) and effects of transfer (if applicable); reasons for reporting (if applicable); reasons for not reporting (if applicable); whether the respondent would make the same reporting decision; time verification of event, and prior experiences of sexual assault.

7. *Outcomes Associated with Reporting the One Sexual Assault Incident with the Greatest Effect*—Behaviorally-based questions designed to capture examples of perceived reprisal, ostracism, and maltreatment as a result of reporting a sexual assault (if applicable), along with questions regarding who took the action(s), overall perceived impact of these experiences on your career, involvement of social media, and actions that may have occurred as a result of these perceived behaviors.
8. *Your Military Workplace*—Perceived safety in military environment from experiences of sexual assault, likelihood sexual harassment or sexual assault would be reported, likelihood they would encourage someone to report or they would report if they had experienced sexual harassment or sexual assault, and bystander intervention.
9. *Personnel Policy and Practices*—Leadership's efforts to promote appropriate unit climate/environment, to stop sexual assault and sexual harassment, views on current gender-related policies, and satisfaction with availability of information on restricted and unrestricted reporting options.
10. *Your Military Workplace*—Presence of women in the work environment, satisfaction with coworkers in military work group, experiences of workplace hostility, satisfaction with work, and likelihood to continue participating in the National Guard/Reserve.
11. *Stress, Health, and Well-Being*—Overall health, experience of significant negative event, and experience of symptoms of posttraumatic stress disorder (PTSD) and depression.
12. *Sexual Assault Training*—Military training received in past 12 months, perceived effectiveness of training on sexual assault prevention and response, and awareness of prevention and response resources.
13. *Sexual Harassment Training*—Military training received in past 12 months.
14. *Reaction to Sexual Assault*—Agreement with statements about individual responsibilities and trust in military system.
15. *How Are We Doing?*—Perceptions of gender relations within the military and in the nation and how they have changed over the past four years.

The 2015 *WGRR* used both short form and long form surveys. The short form survey content included: background information, time reference, gender-related MEO violations, experiences of sexual assault, the experiences of sexual assault with greatest effect, and outcomes associated with reporting the one sexual assault incident with the greatest effect. The long form survey content had the same survey content as the short form, but also included extra items on: the gender-related MEO violations with greatest effect; personnel policy and practices; your military workplace; stress, health and well-being; sexual assault training; sexual harassment training; reaction to sexual assault; and how are we doing? The short form survey content was seen by all respondents (paper-and-pen respondents as well as web respondents). However, long form survey content was only seen by web respondents.

The 2015 *WGRR* web-based survey used “dynamic text” on the web survey in the sections for sexual harassment, gender discrimination, and sexual assault to tailor question stems and survey responses to each respondent based on his/her gender as well as tailoring the survey to reflect dynamic “12-month prior dates” based on when the respondent started the survey. The 2015 *WGRR* paper-based survey also incorporated dynamic text in the sections for sexual harassment, gender discrimination, and sexual assault which were tailored based on the gender of the respondent. In these tabulations, we use “[]” to indicate in questions and descriptions where dynamic text was used.

Population and Reporting Categories

The target population for the 2015 *WGRR* consisted of members from the Selected Reserve in Reserve Unit, Active Guard/Reserve (AGR/FTS/AR;⁵ Title 10 and Title 32), or Individual Mobilization Augmentee (IMA), programs from the Army National Guard (ARNG), U.S. Army Reserve (USAR), U.S. Navy Reserve (USNR), U.S. Marine Corps Reserve (USMCR), Air National Guard (ANG), and U.S. Air Force Reserve (USAFR) who were below flag rank. The sampling frame was developed five months prior to fielding the survey so the sampling population were those that had been in the Selected Reserve for approximately five months. Per DoD regulations, members who had separated from the force after the sample was drawn, but prior to the opening of the survey, were excluded from the survey administration process as they are considered “members of the public” and require additional approvals.

Survey results are presented for the total DoD population⁶ and by a variety of reporting categories. To form the reporting categories for the tabulations, respondents are classified primarily by their responses to survey items. If the self-reported data are missing, then DMDC’s *Reserve Component Common Personnel Data System* (*RCCPDS*) is used to impute the subgroup classification at the time of sampling.

⁵ Names for this program vary among Reserve components: AGR/FTS/AR is a combination of Active Guard/Reserve (AGR), Full-Time Support (FTS), and Active Reserve (AR).

⁶ Total DoD reflects the responses from Army National Guard, U.S. Army Reserve, U.S. Navy Reserve, U.S. Marine Corps Reserve, Air National Guard, and U.S. Air Force Reserve members.

Survey results are tabulated by component, paygrade, gender, Reserve program, and race/ethnicity. Definitions for reporting categories follow:

- *Total DoD*—This category includes results at the overall level for all DoD Reserve components.
- *National Guard*—The categories include total *National Guard*, *ARNG*, and *ANG*. Respondents are categorized using personnel record data only.
- *Reserve*—The categories include total *Reserve*, *USAR*, *USNR*, *USMCR*, and *USAFR*. Respondents are categorized using personnel record data only.
- *Paygrade*—The *Enlisted* subgroup includes all enlisted paygrades (E1–E9). The *Enlisted* subgroup is broken into: junior enlisted members (E1–E4; further broken down into E1–E3, and E4) and senior enlisted members (E5–E9). The *Officers* subgroup includes commissioned officers (O1–O3 and O4–O6) and warrant officers (W1–W5).
- *Reserve Program*—*Reserve Unit* is comprised of members from each DoD Reserve component who attend weekend drills with National Guard or Reserve units. Reserve unit members from the ARNG, USAR, ANG, and USAFR can also be categorized as Military Technicians which are tabulated in the *Reserve Unit* category. *AGR/FTS/AR* is comprised of members in full-time service from all DoD Reserve components. *IMA* is comprised of Individual Mobilization Augmentees from the USAR, USNR, USMCR, and the USAFR. Respondents are categorized using personnel record data only.
- *Race/Ethnicity*—Respondents are classified based on self-reported categories consistent with requirements of the *Standards for Maintaining, Collecting, and Presenting Federal Data on Race and Ethnicity* (1997). *Non-Hispanic White* includes persons marking only White and not reporting being Spanish/Hispanic/Latino. *Total Minority* includes all persons marking one or more of the races other than White and/or marking that they are Spanish/Hispanic/Latino.
- *Gender*—*Females* and *Males* are presented separately and broken into the following categories: paygrade, Reserve program, race/ethnicity, experienced sexual harassment, experienced gender discrimination, not experienced sexual harassment/gender discrimination, experienced sexual assault, not experienced sexual assault, and component by paygrade. Gender is based on self-report categories. If self-report information is missing or the survey was returned by paper form, administrative data are used.

Survey Methodology

DMDC conducts cross-component surveys that provide DoD with fast, accurate assessments of attitudes and opinions of the entire DoD community using standard scientific methods. Although DMDC has used industry standard scientific survey methodology for many years, it is important to continue to clearly describe how scientific practices employed by large survey organizations control for bias and allow for generalizability to populations. Specifically, DMDC's survey methodology meets industry standards that are used by government statistical agencies (e.g., the Census Bureau and Bureau of Labor Statistics), private survey organizations, and well-known polling organizations. DMDC adheres to the survey methodology best practices promoted by the American Association for Public Opinion Research (AAPOR).⁷ The Government Accountability Office (GAO) reviewed DMDC's survey methods in 2010 and determined DMDC uses valid scientific survey methods. Additionally, in 2013, the Joint Program and Survey Methodology (JPSM) confirmed DMDC's scientific weighting methods were appropriate.

The survey administration process began on August 7, 2015, with the opening of the survey website.⁸ On August 10, 2015, e-mail announcements were sent to sample members. A notification letter was sent via postal mail to sample members on August 14, 2015. The notification letter explained why the survey was being conducted, how the survey information would be used, why participation was important, and opt-out information for those who did not want to participate. Throughout the administration period, additional e-mail and postal reminders were sent to encourage survey participation.⁹ The survey was administered via the web (long form of the survey) and paper-and-pen surveys (short form of the survey).¹⁰ If sample members had not responded within the first month of the fielding period, they were then sent the paper-and-pen survey. Data were collected between August 10 and October 19, 2015.

Single-stage, nonproportional stratified random sampling procedures were used. In stratified random sampling, all members of a population are categorized into homogeneous groups. For example, members might be grouped by gender and component (e.g., all male ARNG personnel in one group, all female ARNG personnel

⁷ AAPOR's "Best Practices" state that, "virtually all surveys taken seriously by social scientists, policy makers, and the informed media use some form of random or probability sampling, the methods of which are well grounded in statistical theory and the theory of probability" (http://aapor.org/Best_Practices1/4081.htm#best3). DMDC has conducted surveys of the military and DoD community using stratified random sampling for over 25 years.

⁸ E-mail notifications were sent by the Reserve components to their members to make them aware of the survey and encourage them to see if they were part of the survey sample by going to the survey ticket look-up site. Some survey respondents who used the ticket look-up site were able to access/complete the survey prior to receiving the initial e-mail announcement from DMDC.

⁹ A total of nine e-mail reminders and four postal reminders were sent. Postal and e-mail mailings to each sample member stopped once they submitted their survey or requested not to be contacted anymore.

¹⁰ The survey procedures were reviewed by a DoD Human Subjects Protection Officer as part of the DoD survey approval and licensing process.

in another). Members are chosen at random within each group. Small groups are oversampled in comparison to their proportion of the population so there will be enough responses from small groups to analyze. The sample consisted of 485,774 individuals drawn from the sample frame constructed from DMDC's *RCCPDS*. Members of the sample became ineligible if they indicated in the survey or by other contact (e.g., e-mails or telephone calls to the data collection contractor) that they were not in a Reserve component as of the first day of the survey, August 10, 2015 (0.33% of sample¹¹).

Completed surveys (defined as answering at least one of the survey questions asked of all participants, and at least one valid response on the critical questions: Q67, Q81, Q97, Q113, Q129, and Q145¹²) were received from 87,127 eligible respondents. The overall weighted response rate for eligible sample members was 20%.¹³

DMDC, in conjunction with Westat, Inc. scientifically weighted the 2015 *WGRR* data using the generalized boosted modeling (GBM) approach so findings can be generalized to the larger population. Within this process, statistical adjustments are made to ensure the sample respondents accurately reflect the characteristics of the population from which it was drawn. This ensures oversampling within any one subgroup does not result in overrepresentation in the total force estimates. For the 2015 *WGRR*, Westat, Inc. mirrored a modeling process used by RAND, Inc. in the 2014 *RMWS* (Morral, Gore, & Schell, 2014). The process involved the following: 1) assigning a base weight based on a selection probability, 2) adjusting for nonresponse which included modeling the characteristics of a respondent to six critical questions on the survey¹⁴ and using the model-predicted probabilities to adjust weights by balancing the weights associated with the respondents and nonrespondents, and 3) adjusting for raking/poststratification to known population totals. These forms of weighting produce survey estimates of population totals, proportions, and means (as well as other statistics) that are representative of their respective populations. Unweighted survey data, in contrast, are likely to produce biased estimates of population statistics. The process of weighting for the 2015 *WGRR* consists of the following steps:

¹¹ See DMDC (2016b) for more information on how DMDC samples and weights data to construct estimates generalizable to the full force.

¹² These question numbers correspond to items on the web survey.

¹³ There has been concern that a 20% weighted response rate cannot give accurate results. Ultimately, the accuracy of a survey is most dependent on whether the sample used is randomly drawn and appropriately weighted to be representative of the population it is studying. DMDC uses state-of-the-art scientific statistical techniques to draw conclusions from random, representative samples of the Reserve component population to ensure accuracy of estimations to the full Reserve component population. As the characteristics of the military population are known, this allows for better accuracy and reduces bias in the estimates compared to civilian populations. Response rates under 25% are common in military surveys. Details on survey methodology are reported in DMDC (2016b). The response rate for the 2014 *RMWS* for Reserves was 22% and for the 2012 *WGRR* was 23%.

¹⁴ These are: gender discrimination, sexual quid pro quo, hostile work environment, penetrative sexual assault, non-penetrative sexual assault, and attempted penetrative sexual assault.

- *Adjustment for selection probability.* Probability samples, such as the sample for this survey, are selected from lists and each member of the list has a known nonzero probability of selection. For example, if a list contained 10,000 members in a demographic subgroup and the desired sample size for the subgroup was 1,000, one in every tenth member of the list would be selected. During weighting, this selection probability (1/10) is taken into account. The base, or first weight, used to adjust the sample is the reciprocal of the selection probability. In this example, the adjustment for selection probability (base weight) is 10 for members of this subgroup.
- *Adjustment for nonresponse.* Develop a model for predicting an outcome to a critical question. Westat, Inc. used GBM to model the propensity that each sample members experienced the six characteristics (e.g. penetrative sexual assault). For example, a female/E1–E4/USAR/minority may have a predicted probability of experiencing sexual assault of 4% while a female/E1–E4/USNR/non-minority has a predicted probability of 2%. Next, Westat, Inc. used GBM to model the response propensity of each member using the six characteristics modeled in step one. Details regarding the criteria used for selecting the best model are found in the *2015 Workplace and Gender Relations Survey of Reserve Component: Statistical Methods Report* (DMDC 2016b).
- *Adjustment to known population values.* After the nonresponse adjustments from step two, weighted estimates will differ from known population totals (e.g., number of members in the USAR). It is standard practice to adjust the weighted estimates to the known population totals to reduce both the variance and bias in survey estimates. Therefore, Westat, Inc. performed a final weighting adjustment that exactly matches weighted estimates and known population totals for important demographics. Suppose the population for the subgroup was 8,500 men and 1,500 women but the nonresponse-adjusted weighted estimates from the respondents were 7,000 men and 3,000 women. To reduce this possible bias and better align with known population totals, we would adjust the weights by 1.21 for men and 0.5 for women so that the final weights for men and women applied to the survey estimates would be 24.3 and 10, which provide unbiased estimates of the total and of women and men in the subgroup.

Table 1.**Number of Respondents and Estimated Eligible Population by Reporting Categories: Short Form (All Survey Respondents)**

	Respondents			Estimated Eligible Population				
	Count		Percent	Totals		Percent		Max ME
TOTAL DOD	87,127 ¹⁵	100%		792,528	±2,278	100%		
National Guard	44,367	51%		439,966	±1,792	56%	±1	
ARNG	25,172	29%		337,044	±1,705	43%	±1	
ANG	19,195	22%		102,922	±553	13%	±1	
Reserve	42,760	49%		352,561	±1,407	44%	±1	
USAR	18,674	21%		191,244	±1,160	24%	±1	
USNR	8,053	9%		56,394	±492	7%	±1	
USMCR	4,002	5%		37,082	±410	5%	±1	
USAFR	12,031	14%		67,841	±474	9%	±1	
Enlisted	63,573	73%		664,695	±2,272	84%	±1	
E1-E4	17,080	20%		316,430	±2,247	40%	±1	
E1-E3	6,474	7%		127,417	±3,014	16%	±1	
E4	10,606	12%		189,012	±2,930	24%	±1	
E5-E9	46,493	53%		348,265	±1,960	44%	±1	
Officers	23,554	27%		127,833	±515	16%	±1	
O1-O3	8,961	10%		58,959	±483	7%	±1	
O4-O6	12,359	14%		56,603	±269	7%	±1	
W1-W5	2,234	3%		12,272	±165	2%	±1	
Reserve Unit	70,621	81%		705,474	±2,264	89%	±1	
AGR/FTS/AR	13,773	16%		75,330	±362	10%	±1	
IMA	2,733	3%		11,723	±190	1%	±1	
Non-Hispanic White	56,101	64%		490,824	±3,658	62%	±1	
Total Minority	30,875	35%		300,817	±3,567	38%	±1	
FEMALES	34,703	40%		151,131	±601	19%	±1	
Enlisted	25,499	29%		126,559	±601	16%	±1	
E1-E4	6,941	8%		64,634	±668	8%	±1	
E5-E9	18,558	21%		61,925	±480	8%	±1	
Officers	9,204	11%		24,571	±159	3%	±1	
O1-O3	3,910	4%		13,176	±158	2%	±1	
O4-O6	4,621	5%		10,014	±73	1%	±1	
Reserve Unit	26,728	31%		132,543	±612	17%	±1	
AGR/FTS/AR	6,811	8%		15,466	±105	2%	±1	
IMA	1,164	1%		3,122	±79	0%	±1	
Non-Hispanic White	19,969	23%		75,401	±909	10%	±1	
Total Minority	14,684	17%		75,586	±1,066	10%	±1	
Experienced SH	4,974	6%		25,217	±768	3%	±1	
Experienced GD	4,019	5%		16,305	±581	2%	±1	
Not Experienced SH/GD	24,664	28%		103,288	±985	13%	±1	
Experienced SA	781	1%		4,670	±380	1%	±1	
Not Experienced SA	32,766	38%		140,870	±753	18%	±1	

¹⁵ This includes 12,508 respondents who used paper-and-pen surveys and 74,619 respondents who replied on the web.

Table 1 (continued)	Respondents			Estimated Eligible Population				
	Count	Percent		Totals		Percent		Max ME
National Guard	17,303	20%	<div><div></div></div>	74,765	±411	9%	<div><div></div></div>	±1
ARNG	9,838	11%	<div><div></div></div>	54,440	±383	7%	<div><div></div></div>	±1
Enlisted	7,512	9%	<div><div></div></div>	48,299	±385	6%	<div><div></div></div>	±1
Officers	2,326	3%	<div><div></div></div>	6,141	±90	1%	<div><div></div></div>	±1
ANG	7,465	9%	<div><div></div></div>	20,324	±148	3%	<div><div></div></div>	±1
Enlisted	6,166	7%	<div><div></div></div>	17,480	±147	2%	<div><div></div></div>	±1
Officers	1,299	1%	<div><div></div></div>	2,845	±29	0%	<div><div></div></div>	±1
Reserve	17,400	20%	<div><div></div></div>	76,366	±439	10%	<div><div></div></div>	±1
USAR	8,384	10%	<div><div></div></div>	44,134	±364	6%	<div><div></div></div>	±1
Enlisted	5,536	6%	<div><div></div></div>	35,275	±366	4%	<div><div></div></div>	±1
Officers	2,848	3%	<div><div></div></div>	8,858	±118	1%	<div><div></div></div>	±1
USNR	3,025	3%	<div><div></div></div>	12,520	±160	2%	<div><div></div></div>	±1
Enlisted	2,021	2%	<div><div></div></div>	9,824	±157	1%	<div><div></div></div>	±1
Officers	1,004	1%	<div><div></div></div>	2,695	±32	0%	<div><div></div></div>	±1
USMCR	333	0%	<div><div></div></div>	1,658	±113	0%	<div><div></div></div>	±1
USAFR	5,658	6%	<div><div></div></div>	18,054	±150	2%	<div><div></div></div>	±1
Enlisted	4,046	5%	<div><div></div></div>	14,325	±147	2%	<div><div></div></div>	±1
Officers	1,612	2%	<div><div></div></div>	3,730	±36	0%	<div><div></div></div>	±1
MALES	52,424	60%	<div><div></div></div>	641,397	±2,217	81%	<div><div></div></div>	±1
Enlisted	38,074	44%	<div><div></div></div>	538,135	±2,209	68%	<div><div></div></div>	±1
E1–E4	10,139	12%	<div><div></div></div>	251,796	±2,158	32%	<div><div></div></div>	±1
E5–E9	27,935	32%	<div><div></div></div>	286,340	±1,906	36%	<div><div></div></div>	±1
Officers	14,350	16%	<div><div></div></div>	103,262	±495	13%	<div><div></div></div>	±1
O1–O3	5,051	6%	<div><div></div></div>	45,783	±460	6%	<div><div></div></div>	±1
O4–O6	7,738	9%	<div><div></div></div>	46,589	±263	6%	<div><div></div></div>	±1
Reserve Unit	43,893	50%	<div><div></div></div>	572,932	±2,198	72%	<div><div></div></div>	±1
AGR/FTS/AR	6,962	8%	<div><div></div></div>	59,864	±351	8%	<div><div></div></div>	±1
IMA	1,569	2%	<div><div></div></div>	8,601	±176	1%	<div><div></div></div>	±1
Non-Hispanic White	36,132	41%	<div><div></div></div>	415,422	±3,548	52%	<div><div></div></div>	±1
Total Minority	16,191	19%	<div><div></div></div>	225,231	±3,406	28%	<div><div></div></div>	±1
Experienced SH	1,524	2%	<div><div></div></div>	25,407	±1,552	3%	<div><div></div></div>	±1
Experienced GD	757	1%	<div><div></div></div>	9,884	±914	1%	<div><div></div></div>	±1
Not Experienced SH/GD	45,789	53%	<div><div></div></div>	545,061	±3,151	69%	<div><div></div></div>	±1
Experienced SA	184	0%	<div><div></div></div>	3,717	±648	0%	<div><div></div></div>	±1
Not Experienced SA	50,652	58%	<div><div></div></div>	616,770	±2,533	78%	<div><div></div></div>	±1
National Guard	27,064	31%	<div><div></div></div>	365,202	±1,760	46%	<div><div></div></div>	±1
ARNG	15,334	18%	<div><div></div></div>	282,604	±1,675	36%	<div><div></div></div>	±1
Enlisted	11,290	13%	<div><div></div></div>	243,399	±1,673	31%	<div><div></div></div>	±1
Officers	4,044	5%	<div><div></div></div>	39,205	±372	5%	<div><div></div></div>	±1
ANG	11,730	13%	<div><div></div></div>	82,597	±539	10%	<div><div></div></div>	±1
Enlisted	9,290	11%	<div><div></div></div>	70,528	±535	9%	<div><div></div></div>	±1
Officers	2,440	3%	<div><div></div></div>	12,069	±114	2%	<div><div></div></div>	±1
Reserve	25,360	29%	<div><div></div></div>	276,195	±1,348	35%	<div><div></div></div>	±1
USAR	10,290	12%	<div><div></div></div>	147,110	±1,109	19%	<div><div></div></div>	±1
Enlisted	7,057	8%	<div><div></div></div>	120,322	±1,111	15%	<div><div></div></div>	±1
Officers	3,233	4%	<div><div></div></div>	26,788	±263	3%	<div><div></div></div>	±1
USNR	5,028	6%	<div><div></div></div>	43,875	±468	6%	<div><div></div></div>	±1
Enlisted	3,106	4%	<div><div></div></div>	32,316	±456	4%	<div><div></div></div>	±1
Officers	1,922	2%	<div><div></div></div>	11,558	±109	1%	<div><div></div></div>	±1
USMCR	3,669	4%	<div><div></div></div>	35,423	±402	4%	<div><div></div></div>	±1
Enlisted	2,687	3%	<div><div></div></div>	31,613	±398	4%	<div><div></div></div>	±1
Officers	982	1%	<div><div></div></div>	3,811	±60	0%	<div><div></div></div>	±1
USAFR	6,373	7%	<div><div></div></div>	49,787	±455	6%	<div><div></div></div>	±1
Enlisted	4,644	5%	<div><div></div></div>	39,957	±446	5%	<div><div></div></div>	±1
Officers	1,729	2%	<div><div></div></div>	9,830	±96	1%	<div><div></div></div>	±1

As the 2015 *WGRR* included both short form and long form survey content, which was seen by different respondents depending on whether they took the survey on the web or by paper-and-pen, demographic information is provided separately for each survey mode in two different demographic Tables. As all survey respondents (paper-and-pen as well as web respondents) saw the short-form survey, Table 1 (pages 10–11) shows the total number of all eligible respondents who completed the survey and the percentage of total respondents in each reporting category. As only web respondents saw the long-form survey content, Table 2 (Appendix C) shows the number of web-only eligible respondents who completed the survey and the percentage of respondents in each reporting category. Differences in the percentages of respondents and estimated populations for the reporting categories in this table reflect differences in the number sampled in each group, as well as differences in response rates.

Tabulation Procedures

Tabulations¹⁶ for each question from the survey are shown on facing pages. The text of the question and response options are shown at the top of the even-numbered pages with only the question repeated on the odd-numbered pages.¹⁷ To compress the width of columns in the tables, the response options are shown with a number or letter; then the number or letter is used as the column heading for the responses. A central feature of the tabulations is the percentage of members choosing the response options indicated by the column heading. Within a set of response options, percentages may not add to 100% due to rounding.

For each question, the first column lists the reporting group shown in that row. The second column, *Percent Responding*, lists the portion of the reporting group represented in the estimates in that row. In most cases, if this percentage is not 100, it reflects item nonresponse, and the table note indicates that “Percent responding are Reserve component members who answered the question.”

Not all questions will apply to every respondent. Where possible, the survey is programmed to skip respondents over questions that do not apply to them. For example, Q230a (My National Guard/Reserve component’s sexual assault training... Provides a good understanding of what actions are considered sexual assault.) does not apply to those who indicated they had not received any military training on topics related to sexual assault in the past 12 months in Q229. The table note for this question indicates, “Percent responding are Reserve component members who answered the question and who had military training during the past 12 months on topics related to sexual assault (Q229).”

Where an item can be presented as an average, that average is shown as a number estimate and in a bar chart. The averages can be quickly scanned for

¹⁶ Details of data editing and preparation are provided by DMDC (2016a).

¹⁷ Composite measures do not contain the full text of the survey question, but contain text that explains how the measure was created.

reporting groups differing from other similarly defined groups. The averages are based on the numeric scales presented with the response options. Where there is a simple binomial response (e.g., yes/no), only one percentage is presented. In this case, the bar chart represents that percentage. When multi-level response scales (e.g., “yes,” “no,” “don’t know”) can be dichotomized, the bar chart represents either the sum of the percentages in multiple columns (e.g., “no” and “don’t know” summed) or the percentage in one column (e.g., “yes”). Additionally, for scales with ranges (e.g., small extent to very large extent), the bar charts represents the sum of the percentages for one side of the extent scale (e.g., large extent and very large extent).

In Q187, respondents were asked to “Mark all that apply” regarding behaviors experienced in line with potential professional reprisal from their leadership. Because respondents were able to select more than one option, the tabulations show the percentage who marked each response option, and the sum across the subitems does not equal 100%. For example, if a respondent indicated “Demoted you or denied you a promotion” and “Denied you an award you were previously eligible to receive,” they were counted in the percentage for both options.

Combining Information From Multiple Items

Tabulations in this volume generally present data for individual survey questions. There are two exceptions. The first type of exception is where the results for multiple items are presented on a single set of pages.

- In Q66 (a-s), members who experienced MEO violations and did not discuss/report it were asked the reasons for not discussing it with someone above them in their chain of command and not reporting it to a person who enforces sexual harassment regulations. The tabulations for this question show percentages who *Marked* Q66 (a-s) on a single set of pages, to allow comparison between the percentages.
- In Q50, we show the proportion who answered *Yes* to experiencing MEO behaviors on a single set of pages to allow comparison between the percentages. *Percent Responding* shows a range of portions of the reporting group represented in the estimates in that row.

The second exception pertains to constructed composite measures (e.g., scales, indices, and summary variables). Individual items in each measure are presented first, followed by tabulation pages showing composite measure results. Where applicable, Cronbach’s coefficient alpha, a measure of scale reliability, is provided for the scale overall and by gender in the table notes.

- *Coworker Satisfaction*: The composite measure includes survey items on members’ agreement with statements about the amount of conflict among coworkers, coworker work efforts, work group compatibility, helpfulness of coworkers, and relationships with coworkers (Q220). The scale ranges from 1 (strongly disagree) to 5 (strongly agree). Higher scores on this measure

indicate members more strongly agreed with positive statements about their coworkers (i.e., were more satisfied).

- *Workplace Hostility*: The composite measure includes survey items on the degree to which coworkers or supervisors act in an angry or hostile manner toward them (Q221). Examples include intentionally interfering with other's work performance; taking credit for other's work or ideas; and using insults, sarcasm, or gestures to humiliate others. Response options range from 1 (never) to 5 (very often). Higher scores on this measure indicate members more frequently perceived hostile behaviors in their workplace.
- *Work Satisfaction*: The composite measure includes survey items on sense of pride, use of skills, work enjoyment, and the opportunity to acquire valuable skills (Q222). Scale ranges from 1-5. Higher scores on this measure indicate members strongly agreed with positive statements about their work.
- *Posttraumatic Stress Disorder (PTSD)*: PTSD is a type of anxiety disorder that can be triggered by experiencing or witnessing a traumatic event that causes fear, helplessness, or horror and is characterized by persistent frightening thoughts and memories, emotional detachment or numbness, sleep problems, and a tendency to be easily startled. The Posttraumatic Stress Disorder Check List–Civilian (PCL-C) is a 5-item screening tool used to provide information regarding the relative severity of PTSD symptoms that individuals experienced over the past month(Q225/Q226). Response options were Yes/No. If the respondent marked “Yes” to any subitem within Q226, then he/she is coded as “Experienced” on the scale. If the respondent marked “No” to Q225 or “No” to all Q226 subitems, then he/she is coded as “Not Experienced” on the scale. Values range from 0% to 100% Higher scores on this measure indicate greater experiences of PTSD symptoms.
- *Depression Scale*: Depression is a common mental disorder characterized by depressed mood, loss of interest or pleasure, feelings of guilt or low self-worth, disturbed sleep or appetite, low energy, and poor concentration. The first eight questions from the Patient Health Questionnaire (PHQ-9) Depression Scale (Spitzer, et al. 1999) were used to measure the presence of depression-related thoughts and behaviors (Q227). The PHQ-9 is a unidimensional measure used for diagnosing depression and assessing its severity (Kroenke, Spitzer, & Williams, 2001). Scores range from 1 to 4. Higher scores on this measure indicate higher levels of depression.

Composite Measures of Sexual Harassment, Gender Discrimination, and Sexual Assault Prevalence Rates for National Guard and Reserve Component

*Members:*¹⁸ Prevalence rates reflect whether members indicated they experienced sexual harassment (hostile work environment or sexual quid pro quo behaviors), gender discrimination, or sexual assault. The 2015 WGRR prevalence rates comprise the percentage of members who indicated experiencing at least one of the behaviors during the 12 months prior to the survey and endorsed follow-up items meeting the legal criteria for MEO violations and sexual assault victimization. For these sexual harassment and gender discrimination composite measures, the tabulations first show the percentage of members who indicated experiencing the behaviors that comprise each measure. Next, of those who indicated experiencing the behavior, we show the percentage of members who indicated they also met the legal criteria to be included in the composite measure. We then show the overall prevalence rate for the composite measure. Finally, for those who are included in the prevalence rate, we show the percentage of members who experienced the type of behavior for each composite measure. Except for the prevalence rates, the behaviors are grouped together on a single set of pages to allow comparison between the different types of behaviors.

- *MEO Violations:* Prevalence rates of sex-based MEO violations were derived from items Q7-Q23 and Q24-Q55 and represent a continuum of behaviors. The categories of behaviors and corresponding items are as follows:
 - *Sexual Harassment* (Q7-Q21 and Q24-Q53) includes two behaviors:
 - *Sexually Hostile Work Environment* (Q7-Q19 and Q24-Q51): Includes unwelcome sexual conduct or comments that interfere with a person's work performance or creates an intimidating, hostile, or offensive work environment or where the conduct is a condition of a person's job, pay, or career. Additionally, these behaviors have to either continue after the offender knew to stop or were so severe that most members of the respondent's gender would have found it offensive.
 - *Sexual Quid Pro Quo* (Q7-Q19 and Q24-Q51): Includes instances of job benefits or losses conditioned on sexual cooperation.

¹⁸ The treatment of missing answers is of great concern when coding composite measures of sexual assault and MEO violations. In 2013, DMDC implemented policies to limit the use of hardcoding, particularly when applied to items measuring behaviors. The fundamental assumption of this policy is to avoid assumptions of experiences given a missing response. With this guidance, the composite measures are built with the following rules: Respondents are coded as "Experienced" if they have one or more experiences (behavior experienced, and any legal requirement). They are coded as "Not experienced" if they have active "No" responses across all the items. An examination of the percent responding column for the composite measures shows the percentage that had complete answers across the scale. This treatment of missing items is different from the 2014 RMWS. For 2014 RMWS, the RAND, Inc. required answers to 50% or more of the items to be included in the composite measures and, if this criteria was met, hardcoded missing responses to "Not Experienced." For example, with the sexual assault measure, if a respondent had three "No" answers and three "Missing" responses, they were coded as "Not experienced" in the final composite.

- *Gender Discrimination* (Q22-Q23 and Q54-Q55): Includes comments and behaviors directed at someone because of his/her gender and where these experiences harmed or limited his/her career.
- *Sexual Assault*: Respondents were counted as having experienced sexual assault if they indicated Yes to one of the sexual assault behaviors (Q76, Q81, Q97, Q113, Q129, and Q145) and indicated Yes to one of the consent items (Q68-Q71, Q74-Q80, Q84-Q87, Q90-Q96, Q100-Q103, Q106-Q112, Q116-Q119, Q122-Q128, Q132-Q135, Q138-Q144, Q148-151, and Q154-Q160) AND indicated Yes to one of the force/threats items (Q82-Q83, Q98-Q99, Q114-Q115, Q130-Q131, and Q146-Q147) AND indicated that they were sure the incident occurred during the past 12 months (Q201-Q203). Three types of Sexual Assault behaviors were categorized:¹⁹
 - *Penetrating Sexual Assault* includes individuals who indicated Yes to any of the items that assess penetration of the vagina, anus, or mouth (Q67, Q81, and Q97) and Yes to one of the consent items and Yes to one of the force/threat items. If the respondent met the criteria for being classified as having experienced this behavior, then he/she did not see all of the remaining sexual assault items.²⁰
 - *Non-Penetrative Sexual Assault* includes individuals who indicated Yes to either of the behavioral items that assess unwanted sexual touching AND were not previously counted as penetrative sexual assault (Q113 and Q129), and Yes to one of the consent items and Yes to one of the force/threat items. If the respondent met the criteria for being classified as having experienced this behavior, then he/she did not see all of the remaining sexual assault items.²¹
 - *Attempted Penetrative Sexual Assault* includes individuals who indicated Yes to the item that assesses attempted sexual assault AND were not previously counted as having experienced either penetrative sexual assault or non-penetrative sexual assault (Q145), and Yes to one of the consent items and Yes to one of the force/threat items.
- *Measures of Retaliation*: Measures of professional reprisal, ostracism, maltreatment and various “roll up” scales to capture retaliatory behaviors

¹⁹ These are hierarchical-based behaviors—if the respondent met the criteria for the first behavior (penetrative sexual assault), then he/she would not be included in either of the remaining sexual assault behaviors. DMDC followed the coding structure used in the 2014 RMWS.

²⁰ Respondents who indicated experiencing this behavior and met all of the requirements for being classified as experiencing this behavior only saw the remaining behavior items for non-penetrative sexual assault and attempted penetrative sexual assault, but did not see any of the follow-up items for these two behaviors.

²¹ Respondents who indicated experiencing this behavior and met all of the requirements for being classified as experiencing this behavior only saw the remaining behavior items for attempted penetrative sexual assault, but did not see any of the follow-up items for this behavior.

experienced by Reserve component members who reported a sexual assault. These measures reflect member perceptions and should not be interpreted as meeting the elements of proof for official retaliation. Retaliatory behaviors, as per DoD policy, can only be determined via formal investigation. However, the items used in the 2015 WGRR align with the legal elements of reprisal, ostracism, and maltreatment in the UCMJ and can provide DoD with estimates of possible retaliatory behaviors.

- The *Perceived Professional Reprisal* rate is a summary measure reflecting whether survivors indicated they experienced reprisal behaviors from leadership as a result of reporting a sexual assault; not based on conduct or performance; and they believed leadership took these actions because they were trying to get back at the survivor for making a report (restricted or unrestricted), they were trying to discourage them from moving forward with their report, or leadership was mad at the survivor for causing a problem for them (Q187, Q188, Q189).²²
- The *Perceived Ostracism* rate is a summary measure reflecting whether, as a result of reporting a sexual assault, survivors indicated someone made insulting or disrespectful remarks or made jokes at the survivor's expense in public, excluded or threatened to exclude the survivor from social activities or interactions, ignored the survivor or failed to speak to them, or some other negative action (Q192). To be included in this rate, survivors also needed to indicate that at least one person who took the action knew or suspected the survivor made an official (unrestricted or restricted) sexual assault report and they believed that person(s) was trying to discourage the survivor from moving forward with their report, discourage others from reporting, or was trying to make the survivor feel excluded (Q194 and Q195).
- The *Perceived Maltreatment* rate is a summary measure reflecting whether, as a result of reporting a sexual assault, survivors indicated someone made insulting or disrespectful remarks or made jokes at the survivor's expense in private; showed or threatened to show private images, photos, or videos of them to others; bullied the survivor or made intimidating remarks about the assault; was physically violent with the survivor or threatened to be physical violent; damaged or threatened to damage the survivor's property; or some other negative action (Q192). To be included in this rate, survivors also needed to indicate that at least one person who took the action knew or suspected the survivor made an official (unrestricted or restricted) sexual assault report and they believed that person(s) was trying to discourage the survivor from moving forward

²² Under the UCMJ, reprisal is defined as "Taking or threatening to take an adverse personnel action, or withholding or threatening to withhold a favorable personnel action, with respect to a member of the Armed Forces because the member reported a criminal offense."

with their report, discourage others from reporting, or was trying to abuse or humiliate the survivor (Q194 and Q195).

- The *Perceived Ostracism/Maltreatment* rate is an overall measure reflecting whether survivors experienced either *Perceived Ostracism* or *Perceived Maltreatment*, or some other negative action by other military members or DoD civilians for reporting a sexual assault (Q190, Q192, Q194, Q195).²³ Q190 is not represented in the individual rates of *Perceived Ostracism* or *Perceived Maltreatment*, but it is included in the overall rate of *Perceived Ostracism/Maltreatment* to account for other negative behaviors not already captured in the response options. All behaviors must meet additional criteria. Criteria include experiencing potential ostracism and/or potential maltreatment behaviors as a result of reporting a sexual assault, including experiencing some other negative action, believing that the person(s) who took these actions knew or suspected they made an official (unrestricted or restricted) sexual assault report, and believing the individual(s) was trying to discourage them from moving forward with the report, or discourage others from reporting, were trying to make them feel excluded, or were trying to abuse or humiliate them (Q195).
- *Overall Perceived Retaliation* rate is an overall measure reflecting whether survivors experienced either *Perceived Professional Reprisal*, and/or *Perceived Ostracism/Maltreatment* by leadership, other military members, or DoD civilians for reporting a sexual assault (Q187, Q188, Q189, Q192, Q194, Q195).

Margins of Error

The complex sample design required weighting to produce population estimates (e.g., percent female who experienced sexual assault).²⁴ Because of the weighting, conventional formulas for calculating the margin of error will overstate the reliability of the estimate. For this report, variance estimates were calculated using SUDAAN[®] PROC DESCRIPT (Research Triangle Institute, Inc., 2013).

By definition, sample surveys are subject to sampling error from nonresponse. Standard errors are estimates of the variance around population parameters (such as percentages or means) and are used to construct margins of error (i.e., confidence interval half-widths). Estimated percentages and means in these tabulations are

²³ Under the UCMJ, ostracism/maltreatment is defined as “Ostracism and acts of maltreatment committed by peers of a member of the Armed Forces or by other persons because the member reported a criminal offense.”

²⁴ As a result of differential weighting, only certain statistical software procedures, such as SUDAAN[®] PROC DESCRIPT, correctly calculate standard errors, variances, or tests of statistical significance for stratified samples.

[®] Registered 2013 by Research Triangle Institute, P.O. Box 12194, Research Triangle Park, NC 27709-2194.

reported with margins of error based on 95% confidence intervals. In order to compress the data display, only the maximum margin of error (*Max ME*) for each reporting category is shown. That is, the tabulation volume shows only the largest margin of error for the percentages or means in each row. For each average shown in these tabulations, its margin of error is also printed.

The following reporting conventions are used:

- “0” indicates that no one in any reporting group selected the response option,
- *NR* indicates the estimate is *Not Reportable* and is suppressed because of low reliability. Estimates of low reliability are suppressed based on criteria defined in terms of nominal sample size (less than 5), effective sample size (less than 30), or relative standard error (greater than 0.225). An “NR” presentation protects DoD, and the reader, from presenting potentially inaccurate findings due to instability of the specific estimate. The cause of instability is due to high variability (large relative standard error) usually associated with a small number of respondents contributing to the estimate,
- *NA* indicates the question was *Not Applicable* because the question did not apply to respondents in the reporting category based on answers to previous questions,
- *no Max ME* is printed when all percentages in the row are shown as *NR*,
- *no margin of error* is printed for an average when it is shown as *NR*.

References

- American Association for Public Opinion Research. Best practices. Retrieved from http://aapor.org/Best_Practices1/4081.htm#best3.
- Bastian, L. D., Lancaster, A. R., & Reyst, H. (1996). *1995 Sexual Harassment Survey* (Report No. 96-014). Arlington, VA: DMDC.
- DMDC. (2016a). *2015 Workplace and Gender Relations Survey of Reserve Component Members: Administration, datasets, and codebook* (Report No. 2016-005). Alexandria, VA: DMDC.
- DMDC. (2016b). *2015 Workplace and Gender Relations Survey of Reserve Component Members: Statistical methodology report* (Report No. 2016-004). Alexandria, VA: DMDC.
- Fitzgerald, L. F., Gelfand, M. J., & Drasgow, F. (1995). Measuring sexual harassment: Theoretical and psychometric advances. *Basic and Applied Social Psychology*, 17, 425-445.

Fitzgerald, L. F., Shullman, S., Bailey, N., Richards, M., Swecker, J., Gold, Y., Ormerod, A. J., & Weitzman, L. (1988). The incidence and dimensions of sexual harassment in academia and the workplace. *Journal of Vocational Behavior*, 32, 152-175.

Kroenke, K., Spitzer, R.L., & Williams, J.B. (2001). The PHQ-9: Validity of a brief depression severity measure. *Journal of General Internal Medicine*, 16 (9), 606-13.

Morral, A.R., Gore, K. L., & Schell, T. L. (2014). *Sexual Assault and Sexual Harassment in the U.S. Military: Volume 1. Design of the 2014 RAND Military Workplace Study*. Santa Monica, CA.

Research Triangle Institute, Inc. (2013). *SUDAAN® Language Manual*, Release 10.0.1. Research Triangle Park, NC: Research Triangle Institute.

Spitzer, R.L., Williams, J.B.W., Kroenke, K. Linzer, M., deGruy, F. V., Hahn, S. R., Brody, D., & Johnson, J. G. (1999). Utility of a new procedure for diagnosing mental disorders in primary care: The PRIME-MD 1000 study. *Journal of the American Medical Association*, 272, 1749-1756.

Standards for Maintaining, Collecting, and Presenting Federal Data on Race and Ethnicity, 62 Fed. Reg. 58781 (1997).

Appendix A.

Tabulations of Responses

2. What is your gender?

1. Male

2. Female

	Percent Responding		Percentages		Max ME
			1	2	
TOTAL DOD	100	±1	81	19	±1
National Guard	100	±1	83	17	±1
ARNG	100	±1	84	16	±1
ANG	100	±1	80	20	±1
Reserve	100	±1	78	22	±1
USAR	100	±1	77	23	±1
USNR	100	±1	78	22	±1
USMCR	100	±1	96	4	±1
USAFR	100	±1	73	27	±1
Enlisted	100	±1	81	19	±1
E1-E4	100	±1	80	20	±1
E1-E3	100	±1	80	20	±2
E4	100	±1	80	20	±1
E5-E9	100	±1	82	18	±1
Officers	100	±1	81	19	±1
O1-O3	100	±1	78	22	±1
O4-O6	100	±1	82	18	±1
W1-W5	100	±1	89	11	±1
Reserve Unit	100	±1	81	19	±1
AGR/FTS/AR	100	±1	79	21	±1
IMA	100	±0	73	27	±1
Non-Hispanic White	100	±1	85	15	±1
Total Minority	100	±1	75	25	±1
FEMALES	100	±1	0	100	±0
Enlisted	100	±1	0	100	±0
E1-E4	100	±1	0	100	±0
E5-E9	100	±1	0	100	±0
Officers	100	±1	0	100	±0
O1-O3	100	±1	0	100	±0
O4-O6	100	±1	0	100	±0
Reserve Unit	100	±1	0	100	±0
AGR/FTS/AR	100	±1	0	100	±0
IMA	100	±0	0	100	±0
Non-Hispanic White	100	±1	0	100	±0
Total Minority	100	±1	0	100	±0
Experienced SH	100	±1	0	100	±0
Experienced GD	100	±1	0	100	±0
Not Experienced SH/GD	100	±1	0	100	±0
Experienced SA	100	±0	0	100	±0
Not Experienced SA	100	±1	0	100	±0

Note. Percent responding are Reserve component members who answered the question. Members who were separated or retired (as of August 10, 2015) are excluded from this report (Q1).

2. Continued	Percent Responding		Percentages		Max ME
			1	2	
National Guard	100	±1	0	100	±0
ARNG	100	±1	0	100	±0
Enlisted	100	±1	0	100	±0
Officers	100	±1	0	100	±0
ANG	100	±1	0	100	±0
Enlisted	100	±1	0	100	±0
Officers	100	±1	0	100	±0
Reserve	100	±1	0	100	±0
USAR	100	±1	0	100	±0
Enlisted	100	±1	0	100	±0
Officers	100	±1	0	100	±0
USNR	100	±1	0	100	±0
Enlisted	100	±1	0	100	±0
Officers	100	±1	0	100	±0
USMCR	100	±0	0	100	±0
USAFR	100	±1	0	100	±0
Enlisted	100	±1	0	100	±0
Officers	100	±1	0	100	±0
MALES	100	±1	100	0	±0
Enlisted	100	±1	100	0	±0
E1–E4	100	±1	100	0	±0
E5–E9	100	±1	100	0	±0
Officers	100	±1	100	0	±0
O1–O3	100	±1	100	0	±0
O4–O6	100	±1	100	0	±0
Reserve Unit	100	±1	100	0	±0
AGR/FTS/AR	100	±1	100	0	±0
IMA	100	±0	100	0	±0
Non-Hispanic White	100	±1	100	0	±0
Total Minority	100	±1	100	0	±0
Experienced SH	100	±1	100	0	±0
Experienced GD	100	±1	100	0	±0
Not Experienced SH/GD	100	±1	100	0	±0
Experienced SA	100	±0	100	0	±0
Not Experienced SA	100	±1	100	0	±0
National Guard	100	±1	100	0	±0
ARNG	100	±1	100	0	±0
Enlisted	100	±1	100	0	±0
Officers	100	±1	100	0	±0
ANG	100	±1	100	0	±0
Enlisted	100	±1	100	0	±0
Officers	100	±1	100	0	±0
Reserve	100	±1	100	0	±0
USAR	100	±1	100	0	±0
Enlisted	100	±1	100	0	±0
Officers	100	±1	100	0	±0
USNR	100	±1	100	0	±0
Enlisted	100	±1	100	0	±0
Officers	100	±1	100	0	±0
USMCR	100	±1	100	0	±0
Enlisted	100	±1	100	0	±0
Officers	100	±1	100	0	±0
USAFR	100	±1	100	0	±0
Enlisted	100	±1	100	0	±0
Officers	100	±1	100	0	±0

50. Experienced a gender-related behavior in line with a sexually hostile workplace environment (Q6-Q17).









































- Q6. Repeatedly told sexual "jokes" that made you uncomfortable, angry, or upset.
- Q7. Embarrassed, angered, or upset you by repeatedly suggesting that you do not act like a [man][woman] is supposed to.
- Q8. Displayed, showed, or sent sexually explicit materials like pictures or videos that made you uncomfortable, angry, or upset.
- Q9. Made repeated sexual comments about your appearance that made you uncomfortable, angry, or upset.
- Q10. Repeatedly asked you questions about your sex life or interests that made you uncomfortable, angry, or upset.
- Q11. Repeatedly told you about their sexual activities or made sexual gestures/sexual body movements in a way that made you uncomfortable, angry, or upset.
- Q12. Took or shared sexually suggestive pictures or videos when you did not want them to. These actions made you uncomfortable, angry, or upset.
- Q14. Made repeated attempts to establish an unwanted romantic relationship with you. These actions made you uncomfortable, angry, or upset.
- Q16. Intentionally touched you in a sexual way when you did not want them to.
- Q17. Repeatedly touched you in any other way that made you uncomfortable, angry, or upset.

	Percent Responding	Percentages										Max ME
		Q6	Q7	Q8	Q9	Q10	Q11	Q12	Q14	Q16	Q17	
TOTAL DOD	93–100	5	4	2	2	3	3	1	2	1	1	±1
National Guard	93–100	5	4	2	2	3	3	1	2	1	1	±1
ARNG	92–100	5	4	2	3	3	3	1	2	1	1	±1
ANG	97–100	4	2	1	1	1	2	0	1	1	1	±1
Reserve	93–100	4	3	2	3	3	3	1	2	1	1	±1
USAR	91–100	5	4	2	3	3	3	1	2	1	2	±1
USNR	94–100	4	3	1	2	2	2	0	2	1	1	±1
USMCR	94–100	3	4	1	2	2	2	1	1	1	1	±1
USAFR	96–100	3	2	1	2	2	2	0	1	1	1	±1
Enlisted	92–100	5	4	2	3	3	3	1	2	1	1	±1
E1–E4	90–100	5	5	2	3	4	4	1	2	1	1	±1
E1–E3	89–100	4	4	2	3	3	4	1	2	1	1	±1
E4	91–100	6	5	3	3	4	4	1	2	1	1	±1
E5–E9	95–100	5	3	2	2	2	3	1	1	1	1	±1
Officers	96–100	4	2	1	1	1	2	0	1	0	1	±1
O1–O3	95–100	5	3	2	2	2	2	0	1	1	1	±1
O4–O6	96–100	2	1	1	1	1	1	0	1	0	1	±1
W1–W5	96–100	3	2	1	1	1	2	0	1	0	1	±1
Reserve Unit	92–100	5	4	2	2	3	3	1	2	1	1	±1
AGR/FTS/AR	98–100	5	3	2	2	2	2	0	1	1	1	±1
IMA	96–100	3	2	1	1	1	1	0	1	0	1	±1
Non-Hispanic White	93–100	4	4	2	2	2	3	1	1	1	1	±1
Total Minority	93–100	5	4	2	3	3	3	1	2	1	1	±1
FEMALES	90–100	10	5	4	7	6	5	1	7	2	3	±1
Enlisted	90–100	10	5	4	8	7	6	1	7	2	4	±1
E1–E4	87–100	10	5	4	8	8	6	1	8	3	3	±1
E5–E9	93–100	10	6	4	7	6	5	1	7	2	4	±1
Officers	93–100	8	4	3	5	4	3	1	4	1	3	±1
O1–O3	92–100	10	5	3	7	5	4	1	6	2	3	±1
O4–O6	94–100	5	3	2	3	2	2	0	2	1	2	±1
Reserve Unit	90–100	10	5	4	7	7	5	1	7	2	3	±1
AGR/FTS/AR	95–100	10	6	4	7	6	5	1	5	2	4	±1
IMA	93–100	5	3	2	3	1	2	1	3	1	2	±2
Non-Hispanic White	90–100	10	6	4	7	6	5	1	7	2	3	±1
Total Minority	90–100	10	5	3	7	6	5	1	7	2	3	±1
Experienced SH	81–100	52	29	20	40	35	29	6	37	14	19	±2
Experienced GD	84–100	36	27	14	29	25	22	5	22	8	11	±2
Not Experienced SH/GD	100	1	0	0	0	1	0	0	1	0	1	±1
Experienced SA	53–100	39	23	21	45	39	30	8	47	41	21	±6
Not Experienced SA	91–100	9	5	3	6	5	4	1	6	1	3	±1

Note. Percent responding and the grouped presentation of estimates represent Reserve component members who answered the questions. Members who indicated "Yes" to Question 16 did not see Question 17. Question 12 includes endorsement of the behavior and Question 13 "that made you uncomfortable, angry, or upset." Question 14 includes endorsement of the behavior and Question 15 "that made you uncomfortable, angry, or upset."

50. Continued	Percent Responding	Percentages											Max ME
		Q6	Q7	Q8	Q9	Q10	Q11	Q12	Q14	Q16	Q17		
National Guard	90-100	10	6	4	7	7	6	1	7	2	4	±1	
ARNG	88-100	11	7	5	9	8	7	1	8	3	4	±1	
Enlisted	88-100	12	7	5	9	9	7	1	9	3	4	±1	
Officers	93-100	10	6	4	8	5	4	1	6	2	4	±2	
ANG	95-100	7	3	2	4	3	3	1	3	1	2	±1	
Enlisted	95-100	7	3	2	4	3	3	1	3	1	2	±1	
Officers	95-100	7	3	2	3	2	2	1	2	1	2	±2	
Reserve	90-100	9	5	3	7	6	5	1	7	2	3	±1	
USAR	88-100	10	6	4	9	7	6	1	8	3	4	±1	
Enlisted	87-100	11	6	4	9	8	6	2	9	3	4	±1	
Officers	92-100	9	5	3	6	5	4	1	5	1	3	±2	
USNR	91-100	8	4	2	5	5	5	1	6	2	3	±2	
Enlisted	90-100	9	4	3	6	5	6	1	7	2	3	±2	
Officers	93-100	4	2	0	3	2	2	0	2	0	1	±2	
USMCR	94-100	16	9	5	11	12	9	0	9	1	4	±8	
USAFR	94-100	6	3	2	4	3	2	0	4	1	2	±1	
Enlisted	95-100	6	3	2	4	3	3	0	4	1	2	±1	
Officers	93-100	5	3	2	3	1	2	0	3	1	2	±1	
MALES	93-100	3	3	1	1	2	2	0	0	1	1	±1	
Enlisted	93-100	4	3	2	1	2	2	1	0	1	1	±1	
E1-E4	91-100	4	4	2	2	3	3	1	1	1	1	±1	
E5-E9	95-100	3	3	1	1	1	2	0	0	1	1	±1	
Officers	96-100	2	2	1	1	1	1	0	0	0	0	±1	
O1-O3	96-100	3	2	1	1	1	1	0	0	0	0	±1	
O4-O6	97-100	2	1	1	0	1	1	0	0	0	0	±1	
Reserve Unit	93-100	4	3	1	1	2	2	1	0	1	1	±1	
AGR/FTS/AR	98-100	3	3	2	1	1	2	0	0	0	1	±1	
IMA	97-100	2	1	1	0	0	1	0	0	0	0	±1	
Non-Hispanic White	93-100	3	3	1	1	2	2	0	0	1	1	±1	
Total Minority	94-100	4	3	2	1	2	2	1	0	1	1	±1	
Experienced SH	78-100	52	51	24	24	35	43	10	9	18	16	±4	
Experienced GD	84-100	34	36	19	21	24	31	12	10	11	9	±6	
Not Experienced SH/GD	100	1	1	0	0	0	1	0	0	0	0	±1	
Experienced SA	47-100	44	45	34	38	49	51	20	26	50	25	±15	
Not Experienced SA	94-100	3	3	1	1	2	2	0	0	0	1	±1	
National Guard	93-100	4	3	2	1	2	2	0	0	1	1	±1	
ARNG	92-100	4	4	2	2	2	3	1	0	1	1	±1	
Enlisted	92-100	4	4	2	2	2	3	1	1	1	1	±1	
Officers	96-100	3	2	1	1	1	1	0	0	0	0	±1	
ANG	97-100	3	2	1	1	1	2	0	0	0	1	±1	
Enlisted	97-100	3	2	1	1	1	2	0	0	0	1	±1	
Officers	97-100	2	2	1	0	1	1	0	0	0	0	±1	
Reserve	94-100	3	3	1	1	2	2	1	0	1	1	±1	
USAR	92-100	4	3	2	2	2	2	1	1	1	1	±1	
Enlisted	92-100	4	4	2	2	2	3	1	1	1	1	±1	
Officers	95-100	3	2	1	1	1	1	0	0	0	0	±1	
USNR	94-100	3	2	1	1	1	2	0	0	1	1	±1	
Enlisted	94-100	3	3	1	1	2	2	1	0	1	1	±1	
Officers	97-100	2	1	1	0	0	1	0	0	0	0	±1	
USMCR	94-100	2	4	1	2	2	2	1	0	1	0	±1	
Enlisted	94-100	2	4	1	2	2	2	1	0	1	1	±1	
Officers	96-100	2	1	1	0	0	1	0	0	0	0	±2	
USAFR	97-100	2	2	1	1	1	1	0	0	0	0	±1	
Enlisted	97-100	3	2	1	1	1	1	0	0	0	0	±1	
Officers	98-100	1	1	1	0	0	1	0	0	0	0	±1	

50. Experienced any gender-related behavior in line with a sexually hostile workplace environment (Q6-Q17).

	Percent Responding		Percentages	Max ME	Percentage Reporting Yes
			Experienced		
TOTAL DOD	92	±1	11	±1	
National Guard	92	±1	12	±1	
ARNG	91	±1	13	±1	
ANG	95	±1	8	±1	
Reserve	91	±1	11	±1	
USAR	91	±1	13	±1	
USNR	91	±1	10	±1	
USMCR	92	±1	9	±2	
USAFR	94	±1	7	±1	
Enlisted	91	±1	12	±1	
E1-E4	90	±1	14	±1	
E1-E3	89	±1	13	±2	
E4	90	±1	14	±1	
E5-E9	93	±1	11	±1	
Officers	93	±1	8	±1	
O1-O3	93	±1	10	±1	
O4-O6	93	±1	6	±1	
W1-W5	95	±1	7	±2	
Reserve Unit	91	±1	11	±1	
AGR/FTS/AR	95	±1	10	±1	
IMA	93	±1	6	±1	
Non-Hispanic White	92	±1	11	±1	
Total Minority	91	±1	12	±1	
FEMALES	91	±1	23	±1	
Enlisted	91	±1	24	±1	
E1-E4	89	±1	25	±2	
E5-E9	93	±1	23	±1	
Officers	92	±1	18	±1	
O1-O3	92	±1	22	±2	
O4-O6	91	±1	13	±1	
Reserve Unit	90	±1	23	±1	
AGR/FTS/AR	95	±1	22	±1	
IMA	92	±2	10	±2	
Non-Hispanic White	91	±1	23	±1	
Total Minority	90	±1	23	±1	
Experienced SH	100	±1	100	±1	
Experienced GD	95	±1	65	±2	
Not Experienced SH/GD	100	±0	5	±1	
Experienced SA	96	±2	80	±4	
Not Experienced SA	91	±1	21	±1	

Note. Percent responding and the grouped presentation of estimates represent Reserve component members who answered the questions.

50. Continued	Percent Responding		Percentages	Max ME	Percentage Reporting Yes
			Experienced		
National Guard	91	±1	24	±1	
ARNG	90	±1	28	±2	
Enlisted	90	±1	28	±2	
Officers	92	±1	24	±2	
ANG	94	±1	15	±1	
Enlisted	94	±1	15	±1	
Officers	93	±2	14	±2	
Reserve	91	±1	22	±1	
USAR	90	±1	26	±2	
Enlisted	89	±2	27	±2	
Officers	92	±1	20	±2	
USNR	90	±2	20	±2	
Enlisted	90	±2	22	±3	
Officers	90	±2	10	±2	
USMCR	93	±4	33	±8	
USAFR	93	±1	14	±1	
Enlisted	93	±1	14	±2	
Officers	92	±2	11	±2	
MALES	92	±1	9	±1	
Enlisted	91	±1	9	±1	
E1-E4	90	±1	11	±1	
E5-E9	93	±1	8	±1	
Officers	94	±1	5	±1	
O1-O3	93	±1	7	±1	
O4-O6	94	±1	4	±1	
Reserve Unit	91	±1	9	±1	
AGR/FTS/AR	96	±1	7	±1	
IMA	93	±2	4	±2	
Non-Hispanic White	92	±1	8	±1	
Total Minority	92	±1	9	±1	
Experienced SH	100	±1	100	±1	
Experienced GD	95	±2	57	±5	
Not Experienced SH/GD	100	±0	4	±1	
Experienced SA	99	±3	85	±7	
Not Experienced SA	92	±1	8	±1	
National Guard	92	±1	9	±1	
ARNG	91	±1	10	±1	
Enlisted	90	±1	11	±1	
Officers	94	±1	7	±1	
ANG	95	±1	6	±1	
Enlisted	95	±1	6	±1	
Officers	94	±1	5	±1	
Reserve	92	±1	8	±1	
USAR	91	±1	9	±1	
Enlisted	91	±1	10	±1	
Officers	93	±1	6	±1	
USNR	91	±1	7	±1	
Enlisted	90	±2	8	±2	
Officers	93	±2	3	±1	
USMCR	92	±1	8	±2	
Enlisted	92	±2	8	±2	
Officers	93	±2	5	±2	
USAFR	94	±1	5	±1	
Enlisted	94	±1	6	±1	
Officers	95	±1	3	±1	

50. Of those who experienced a gender-related behavior in line with a sexually hostile workplace environment, follow-up questions established that actions were also persistent or severe (Q22-Q46).

Q6. Repeatedly told sexual "jokes" that made you uncomfortable, angry, or upset.

Q7. Embarrassed, angered, or upset you by repeatedly suggesting that you do not act like a [man][woman] is supposed to.

Q8. Displayed, showed, or sent sexually explicit materials like pictures or videos that made you uncomfortable, angry, or upset.

Q9. Made repeated sexual comments about your appearance that made you uncomfortable, angry, or upset.

Q10. Repeatedly asked you questions about your sex life or interests that made you uncomfortable, angry, or upset.

Q11. Repeatedly told you about their sexual activities or made sexual gestures/sexual body movements in a way that made you uncomfortable, angry, or upset.

Q12. Took or shared sexually suggestive pictures or videos when you did not want them to.

Q14. Made repeated attempts to establish an unwanted romantic relationship with you.

Q16. Intentionally touched you in a sexual way when you did not want them to.

Q17. Repeatedly touched you in any other way that made you uncomfortable, angry, or upset.

	Percent Responding	Percentages										Max ME
		Q6	Q7	Q8	Q9	Q10	Q11	Q12	Q14	Q16	Q17	
TOTAL DOD	1-5	62	65	65	78	70	71	54	67	100	70	±6
National Guard	1-5	60	65	64	78	69	70	51	66	100	70	±8
ARNG	1-5	62	66	66	79	70	71	51	66	100	72	±9
ANG	0-3	54	56	54	74	66	62	44	68	NR	63	±12
Reserve	1-4	64	66	65	77	72	72	59	68	100	69	±8
USAR	1-5	68	71	66	81	76	74	66	69	100	74	±11
USNR	1-4	57	61	66	72	61	72	NR	65	NR	47	±14
USMCR	1-4	49	50	49	55	51	59	NR	NR	NR	NR	±15
USAFR	0-3	58	58	67	73	71	71	NR	77	NR	74	±10
Enlisted	1-5	62	65	65	78	70	71	54	66	100	70	±6
E1-E4	1-5	64	67	66	80	69	72	59	67	100	70	±10
E1-E3	1-4	64	65	70	84	69	71	56	65	NR	73	±16
E4	1-6	63	69	64	77	68	72	62	68	100	68	±12
E5-E9	1-4	60	63	64	75	71	69	48	66	100	69	±7
Officers	0-3	62	64	63	80	77	72	55	72	100	73	±12
O1-O3	0-5	63	65	64	81	78	75	NR	75	NR	72	±9
O4-O6	0-2	65	68	61	77	72	70	NR	67	NR	68	±11
W1-W5	0-3	51	52	NR	NR	NR	NR	NR	NR	NR	89	±16
Reserve Unit	1-5	61	65	64	78	70	70	54	67	100	70	±6
AGR/FTS/AR	1-5	64	65	68	76	75	76	55	67	100	70	±13
IMA	0-3	60	72	NR	79	NR	NR	NR	83	NR	NR	±16
Non-Hispanic White	1-4	60	65	65	78	70	70	57	69	100	69	±8
Total Minority	1-5	64	65	63	77	70	72	51	64	100	71	±8
FEMALES	1-9	85	88	84	88	85	89	75	73	100	75	±7
Enlisted	1-10	85	87	85	89	85	89	75	73	100	76	±7
E1-E4	2-10	84	86	80	89	83	87	71	71	100	76	±11
E5-E9	1-10	86	89	90	89	87	91	81	75	100	76	±7
Officers	1-8	87	89	83	87	91	93	74	76	100	72	±15
O1-O3	1-10	85	92	83	88	91	93	NR	76	NR	72	±8
O4-O6	0-5	90	85	80	84	89	93	NR	76	NR	69	±8
Reserve Unit	1-9	85	88	84	88	85	89	75	73	100	75	±7
AGR/FTS/AR	1-10	86	88	86	89	86	89	74	74	100	77	±10
IMA	1-5	84	NR	92	78	NR	NR	NR	90	NR	NR	±14
Non-Hispanic White	1-9	86	89	87	89	86	91	71	77	100	76	±10
Total Minority	1-9	84	86	82	87	85	87	78	70	100	75	±9
Experienced SH	7-51	94	95	91	94	92	94	83	89	100	89	±7
Experienced GD	5-36	94	95	94	93	94	95	83	88	100	90	±10
Not Experienced SH/GD	0-2	0	0	NR	0	NR	NR	NR	0	NA	0	±0
Experienced SA	9-49	97	94	89	94	94	96	80	88	100	80	±14
Not Experienced SA	1-9	84	87	83	87	83	87	75	70	100	75	±8

Note. Percent responding and the grouped presentation of estimates represent Reserve component members who experienced a gender-related behavior consistent with a sexually hostile workplace environment. Follow-up questions were used to establish whether the behavior met the legal criteria to be considered an MEO violation (Q22-Q46). Question 16 has no additional legal criteria to be considered an MEO violation, therefore the estimate is 100%.

NR: Not reportable

NA: Not applicable









































2015 Workplace and Gender Relations Survey of Reserve Component Members

50. Continued	Percent Responding	Percentages										Max ME
		Q6	Q7	Q8	Q9	Q10	Q11	Q12	Q14	Q16	Q17	
National Guard	1-10	85	89	82	88	85	88	70	75	100	75	±9
ARNG	2-11	86	89	83	88	85	89	70	75	100	76	±11
Enlisted	2-11	85	89	83	88	85	88	69	75	100	76	±11
Officers	1-10	86	89	83	92	91	90	NR	74	NR	73	±10
ANG	1-7	83	89	79	89	84	87	68	71	NR	71	±14
Enlisted	1-7	83	88	77	91	83	86	72	71	NR	73	±16
Officers	1-7	87	95	86	79	93	94	NR	66	NR	62	±16
Reserve	1-9	86	87	87	89	86	90	82	72	100	75	±9
USAR	1-10	88	87	87	92	87	91	83	72	100	75	±11
Enlisted	2-10	87	86	88	93	87	90	84	71	100	74	±12
Officers	1-9	90	89	81	84	91	94	NR	77	NR	80	±10
USNR	1-8	81	86	85	79	76	84	NR	73	NR	76	±16
Enlisted	1-8	82	85	84	78	75	84	NR	72	NR	79	±17
Officers	0-4	79	NR	NR	NR	NR	NR	NA	NR	NR	NR	±14
USMCR	0-16	83	NR	NR	NR	NR	98	NR	NR	NR	NR	±13
USAFR	0-6	81	85	87	86	87	88	NR	77	NR	75	±9
Enlisted	0-6	81	86	88	86	86	87	NR	76	NR	77	±10
Officers	0-5	81	83	83	86	NR	96	NR	88	NR	66	±15
MALES	1-3	46	56	53	64	58	61	45	49	100	64	±8
Enlisted	1-4	47	57	53	64	58	61	45	48	100	63	±9
E1-E4	1-4	50	61	58	70	59	64	54	54	NR	65	±13
E5-E9	1-3	43	51	48	56	57	56	36	40	NR	61	±10
Officers	0-2	44	48	50	63	62	58	46	56	NR	73	±16
O1-O3	0-3	42	46	47	NR	63	61	NR	NR	NR	NR	±15
O4-O6	0-2	49	56	53	NR	NR	56	NR	NR	NR	NR	±14
Reserve Unit	1-3	46	56	52	65	58	60	45	48	100	64	±9
AGR/FTS/AR	0-3	47	52	56	54	57	65	NR	NR	NR	62	±17
IMA	0-2	NR	NR	NR	NR	NR	NR	NR	NR	NR	NR	
Non-Hispanic White	1-3	46	57	54	66	59	61	52	51	100	63	±11
Total Minority	1-4	46	54	50	60	57	59	36	45	NR	66	±13
Experienced SH	11-51	77	85	79	86	77	79	69	75	100	87	±9
Experienced GD	7-35	81	88	87	89	91	86	80	82	NR	NR	±14
Not Experienced SH/GD	0-1	0	0	0	NR	0	0	NR	NR	NA	NR	±0
Experienced SA	11-50	84	83	87	93	82	78	73	73	NR	NR	±17
Not Experienced SA	0-3	43	54	47	56	54	58	40	41	NR	60	±10
National Guard	1-4	46	56	54	67	58	61	42	45	NR	66	±11
ARNG	1-4	48	58	56	69	59	63	43	44	NR	68	±12
Enlisted	1-4	50	60	58	69	58	63	43	44	NR	66	±13
Officers	0-3	36	36	47	NR	NR	NR	NR	NR	NR	NR	±15
ANG	0-3	36	43	41	51	52	50	NR	NR	NR	NR	±13
Enlisted	0-3	34	40	39	51	51	48	NR	NR	NR	NR	±13
Officers	0-2	51	64	NR	NR	NR	NR	NR	NR	NR	NR	±16
Reserve	1-3	46	56	51	59	59	60	49	53	NR	62	±12
USAR	1-4	52	63	52	64	65	62	58	58	NR	72	±15
Enlisted	1-4	51	63	51	64	65	62	57	57	NR	73	±16
Officers	0-3	55	63	64	NR	67	61	NR	NR	NR	NR	±17
USNR	1-2	36	48	51	NR	47	63	NR	NR	NR	NR	±16
Enlisted	1-3	34	48	NR	NR	NR	63	NR	NR	NR	NR	±13
Officers	0-1	NR	NR	NR	NR	NR	NR	NR	NR	NR	NR	
USMCR	0-3	38	45	NR	NR	38	49	NR	NR	NR	NR	±15
Enlisted	0-4	41	45	NR	NR	38	NR	NR	NR	NR	NR	±16
Officers	0-2	NR	NR	NR	NR	NR	NR	NR	NA	NA	NA	
USAFR	0-2	37	45	52	NR	57	58	NR	NR	NR	NR	±16
Enlisted	0-2	34	47	NR	NR	60	58	NR	NR	NR	NR	±17
Officers	0-1	NR	NR	NR	NR	NR	NR	NR	NR	NR	NR	
























































NR: Not reportable

NA: Not applicable

50. Sexually Hostile Workplace Environment Prevalence Rate: constructed from Q6-Q17 and Q22-Q46. Sexually hostile workplace environment behaviors include unwelcome sexual conduct or comments that interfere with a person's work performance or creates an intimidating, hostile, or offensive work environment or where the conduct is a condition of a person's job, pay, or career. Additionally, these behaviors have to either continue after the offender knew to stop or were so severe that most members of the respondent's gender would have found it offensive.

	Percent Responding		Percentages	Max ME	Percentage Reporting Yes
			Incidence Rate		
TOTAL DOD	91	±1	7	±1	
National Guard	91	±1	7	±1	
ARNG	90	±1	8	±1	
ANG	94	±1	4	±1	
Reserve	91	±1	7	±1	
USAR	90	±1	9	±1	
USNR	90	±1	6	±1	
USMCR	92	±1	4	±1	
USAFR	93	±1	4	±1	
Enlisted	90	±1	7	±1	
E1-E4	89	±1	9	±1	
E1-E3	88	±1	8	±1	
E4	89	±1	9	±1	
E5-E9	92	±1	6	±1	
Officers	93	±1	5	±1	
O1-O3	93	±1	6	±1	
O4-O6	93	±1	3	±1	
W1-W5	95	±1	4	±1	
Reserve Unit	90	±1	7	±1	
AGR/FTS/AR	95	±1	6	±1	
IMA	93	±1	3	±1	
Non-Hispanic White	91	±1	7	±1	
Total Minority	91	±1	8	±1	
FEMALES	90	±1	18	±1	
Enlisted	90	±1	19	±1	
E1-E4	88	±1	20	±2	
E5-E9	92	±1	18	±1	
Officers	91	±1	15	±1	
O1-O3	91	±1	18	±2	
O4-O6	91	±1	10	±1	
Reserve Unit	89	±1	19	±1	
AGR/FTS/AR	94	±1	18	±1	
IMA	92	±2	8	±2	
Non-Hispanic White	90	±1	19	±1	
Total Minority	90	±1	18	±1	
Experienced SH	100	±1	99	±1	
Experienced GD	94	±1	62	±2	
Not Experienced SH/GD	100	±0	0	±0	
Experienced SA	96	±2	76	±4	
Not Experienced SA	90	±1	16	±1	

Note. Percent responding are Reserve component members who answered the question. Sexually Hostile Work Environment Prevalence Rate indicates the percentage of members who experienced one of these behaviors in the 12 months before responding to the survey (Q6-Q17) and either continued after the offender knew to stop or was so severe that most members of the respondent's gender would have found it offensive (Q22-Q46). The overall Cronbach's coefficient alpha = 0.83 (males = 0.83 and females = 0.82). Cronbach's coefficient alpha ranges in values from 0 to 1. Values of 0.70 or greater indicate high reliability, meaning the items are internally consistent.

50. Continued	Percent Responding		Percentages	Max ME	Percentage Reporting Yes
			Incidence Rate		
National Guard	90	±1	19	±1	
ARNG	89	±1	22	±2	
Enlisted	89	±1	23	±2	
Officers	92	±2	20	±2	
ANG	93	±1	12	±1	
Enlisted	93	±1	12	±1	
Officers	93	±2	11	±2	
Reserve	90	±1	17	±1	
USAR	88	±1	21	±2	
Enlisted	88	±2	22	±2	
Officers	91	±1	17	±2	
USNR	90	±2	15	±2	
Enlisted	90	±2	17	±2	
Officers	90	±2	7	±2	
USMCR	92	±4	27	±8	
USAFR	92	±1	10	±1	
Enlisted	93	±1	11	±2	
Officers	91	±2	9	±2	
MALES	91	±1	4	±1	
Enlisted	91	±1	5	±1	
E1-E4	89	±1	6	±1	
E5-E9	92	±1	4	±1	
Officers	93	±1	3	±1	
O1-O3	93	±1	3	±1	
O4-O6	93	±1	2	±1	
Reserve Unit	91	±1	4	±1	
AGR/FTS/AR	95	±1	4	±1	
IMA	93	±2	2	±1	
Non-Hispanic White	91	±1	4	±1	
Total Minority	91	±1	4	±1	
Experienced SH	100	±1	100	±1	
Experienced GD	94	±3	51	±5	
Not Experienced SH/GD	100	±0	0	±0	
Experienced SA	98	±3	78	±8	
Not Experienced SA	91	±1	4	±1	
National Guard	91	±1	5	±1	
ARNG	90	±1	5	±1	
Enlisted	89	±1	6	±1	
Officers	94	±1	3	±1	
ANG	94	±1	3	±1	
Enlisted	94	±1	3	±1	
Officers	94	±1	2	±1	
Reserve	91	±1	4	±1	
USAR	90	±1	5	±1	
Enlisted	90	±1	6	±1	
Officers	92	±1	3	±1	
USNR	90	±1	3	±1	
Enlisted	90	±2	4	±1	
Officers	93	±2	1	±1	
USMCR	92	±2	3	±1	
Enlisted	91	±2	3	±1	
Officers	92	±2	1	±2	
USAFR	94	±1	2	±1	
Enlisted	93	±1	2	±1	
Officers	95	±1	2	±1	

50. Sexually Hostile Workplace Environment Prevalence Rate: by behavior (Q6-Q17 and Q22-Q46).

- Q6. Repeatedly told sexual "jokes" that made you uncomfortable, angry, or upset.
- Q7. Embarrassed, angered, or upset you by repeatedly suggesting that you do not act like a [man][woman] is supposed to.
- Q8. Displayed, showed, or sent sexually explicit materials like pictures or videos that made you uncomfortable, angry, or upset.
- Q9. Made repeated sexual comments about your appearance that made you uncomfortable, angry, or upset.
- Q10. Repeatedly asked you questions about your sex life or interests that made you uncomfortable, angry, or upset.
- Q11. Repeatedly told you about their sexual activities or made sexual gestures/sexual body movements in a way that made you uncomfortable, angry, or upset.
- Q12. Took or shared sexually suggestive pictures or videos when you did not want them to.
- Q14. Made repeated attempts to establish an unwanted romantic relationship with you.
- Q16. Intentionally touched you in a sexual way when you did not want them to.
- Q17. Repeatedly touched you in any other way that made you uncomfortable, angry, or upset.

	Percent Responding	Percentages										Max ME
		Q6	Q7	Q8	Q9	Q10	Q11	Q12	Q14	Q16	Q17	
TOTAL DOD	94-100	3	2	1	2	2	2	0	1	1	2	±1
National Guard	94-100	3	2	1	2	2	2	0	1	1	2	±1
ARNG	93-100	3	3	1	2	2	2	0	1	1	2	±1
ANG	97-100	2	1	1	1	1	1	0	1	1	1	±1
Reserve	94-100	3	2	1	2	2	2	0	2	1	2	±1
USAR	93-100	4	3	1	2	2	2	1	2	1	2	±1
USNR	94-100	2	2	1	1	1	2	0	1	1	1	±1
USMCR	95-100	1	2	1	1	1	1	0	0	1	1	±1
USAFR	97-100	2	1	1	1	1	1	0	1	1	1	±1
Enlisted	93-100	3	2	1	2	2	2	0	1	1	2	±1
E1-E4	91-100	3	3	1	2	3	2	1	2	1	3	±1
E1-E3	90-100	3	3	1	2	2	2	0	2	1	3	±1
E4	92-100	4	3	2	2	3	3	1	2	1	3	±1
E5-E9	95-100	3	2	1	2	2	2	0	1	1	2	±1
Officers	96-100	2	1	1	1	1	1	0	1	0	1	±1
O1-O3	95-100	3	2	1	2	1	1	0	1	1	1	±1
O4-O6	96-100	2	1	1	1	1	1	0	0	0	1	±1
W1-W5	97-100	2	1	1	1	1	1	0	1	0	1	±1
Reserve Unit	93-100	3	2	1	2	2	2	0	1	1	2	±1
AGR/FTS/AR	98-100	3	2	1	2	1	2	0	1	1	2	±1
IMA	96-100	2	1	1	1	0	1	0	1	0	1	±1
Non-Hispanic White	94-100	3	2	1	2	2	2	0	1	1	2	±1
Total Minority	94-100	3	2	1	2	2	2	0	2	1	2	±1
FEMALES	92-100	8	5	3	6	5	5	1	6	2	5	±1
Enlisted	92-100	8	5	3	6	6	5	1	6	2	5	±1
E1-E4	90-100	8	4	3	7	6	5	1	7	3	6	±1
E5-E9	95-100	8	5	3	6	5	5	1	6	2	5	±1
Officers	94-100	7	4	2	5	3	3	0	4	1	3	±1
O1-O3	94-100	8	5	3	6	4	3	1	5	2	4	±1
O4-O6	94-100	5	3	1	2	2	2	0	2	1	2	±1
Reserve Unit	92-100	8	5	3	6	5	5	1	6	2	5	±1
AGR/FTS/AR	97-100	9	5	3	6	5	4	1	5	2	5	±1
IMA	94-100	4	3	2	2	1	2	1	3	1	2	±2
Non-Hispanic White	92-100	8	5	3	6	5	5	1	6	2	5	±1
Total Minority	92-100	8	4	3	6	5	4	1	6	2	5	±1
Experienced SH	94-100	48	27	18	37	32	27	6	35	14	29	±2
Experienced GD	92-100	34	26	13	26	23	20	4	21	8	18	±2
Not Experienced SH/GD	100	0	0	0	0	0	0	0	0	0	0	±0
Experienced SA	94-99	37	21	18	41	35	28	7	44	41	53	±5
Not Experienced SA	92-100	7	4	2	5	4	4	1	5	1	3	±1

Note. Percent responding and the grouped presentation of estimates represent Reserve component members who answered the questions. Estimates include the percentage of members who experienced one of these behaviors in the 12 months before responding to the survey (Q6-Q17) and either continued after the offender knew to stop or was so severe that most members of the respondent's gender would have found it offensive (Q22-Q46). Question 17 includes those who indicated "Yes" to Question 16.

50. Continued	Percent Responding	Percentages										Max ME
		Q6	Q7	Q8	Q9	Q10	Q11	Q12	Q14	Q16	Q17	
National Guard	93-100	9	5	3	6	6	5	1	6	2	5	±1
ARNG	91-100	10	6	4	7	7	6	1	7	3	6	±1
Enlisted	91-100	10	6	4	7	7	6	1	7	3	6	±1
Officers	95-100	9	5	3	7	4	4	1	5	2	5	±2
ANG	97-100	6	3	2	3	2	3	0	2	1	3	±1
Enlisted	97-100	6	3	2	4	3	3	0	3	1	3	±1
Officers	96-100	6	3	2	3	2	2	0	2	1	2	±2
Reserve	92-100	8	4	3	6	5	4	1	6	2	5	±1
USAR	90-100	9	5	3	8	6	5	1	7	3	5	±1
Enlisted	90-100	9	5	4	8	7	5	1	7	3	6	±1
Officers	94-100	8	5	2	5	4	3	1	4	1	4	±2
USNR	92-100	6	3	2	4	3	4	1	5	2	4	±1
Enlisted	92-100	7	4	2	5	4	5	1	6	2	5	±2
Officers	93-100	3	2	0	2	1	1	0	2	0	1	±2
USMCR	95-100	13	7	5	8	11	9	0	8	1	4	±8
USAFR	96-100	5	2	1	3	2	2	0	4	1	3	±1
Enlisted	96-100	5	2	2	3	3	2	0	4	1	3	±1
Officers	94-100	4	2	1	3	1	2	0	3	1	2	±1
MALES	94-100	2	2	1	1	1	1	0	0	1	1	±1
Enlisted	94-100	2	2	1	1	1	1	0	0	1	1	±1
E1-E4	92-100	2	3	1	1	2	2	0	0	1	2	±1
E5-E9	95-100	1	1	1	1	1	1	0	0	1	1	±1
Officers	96-100	1	1	1	0	0	1	0	0	0	0	±1
O1-O3	96-100	1	1	1	0	1	1	0	0	0	1	±1
O4-O6	97-100	1	1	1	0	0	0	0	0	0	0	±1
Reserve Unit	94-100	2	2	1	1	1	1	0	0	1	1	±1
AGR/FTS/AR	99-100	2	1	1	1	1	1	0	0	0	1	±1
IMA	97-100	1	1	1	0	0	0	0	0	0	0	±1
Non-Hispanic White	94-100	1	2	1	1	1	1	0	0	1	1	±1
Total Minority	94-100	2	2	1	1	1	1	0	0	1	1	±1
Experienced SH	96-99	40	43	19	20	27	33	7	8	18	30	±4
Experienced GD	95-100	27	31	16	18	22	25	10	10	11	17	±6
Not Experienced SH/GD	100	0	0	0	0	0	0	0	0	0	0	±0
Experienced SA	96-100	37	36	30	35	40	39	16	22	50	63	±10
Not Experienced SA	94-100	1	1	1	1	1	1	0	0	0	1	±1
National Guard	94-100	2	2	1	1	1	1	0	0	1	1	±1
ARNG	93-100	2	2	1	1	1	2	0	0	1	1	±1
Enlisted	92-100	2	2	1	1	1	2	0	0	1	1	±1
Officers	96-100	1	1	1	1	1	1	0	0	0	1	±1
ANG	97-100	1	1	0	0	0	1	0	0	0	1	±1
Enlisted	97-100	1	1	0	0	0	1	0	0	0	1	±1
Officers	97-100	1	1	1	0	0	1	0	0	0	0	±1
Reserve	94-100	1	2	1	1	1	1	0	0	1	1	±1
USAR	93-100	2	2	1	1	1	1	1	1	1	2	±1
Enlisted	93-100	2	2	1	1	2	2	1	1	1	2	±1
Officers	95-100	1	1	1	0	1	1	0	0	0	1	±1
USNR	95-100	1	1	0	0	1	1	0	0	1	1	±1
Enlisted	94-100	1	1	1	0	1	1	0	0	1	1	±1
Officers	97-100	1	0	0	0	0	0	0	0	0	0	±1
USMCR	95-100	1	2	0	1	1	1	0	0	1	1	±1
Enlisted	95-100	1	2	0	1	1	1	0	0	1	1	±1
Officers	96-100	0	1	0	0	0	0	0	0	0	0	±1
USAFR	97-100	1	1	0	0	1	1	0	0	0	1	±1
Enlisted	97-100	1	1	0	0	1	1	0	0	0	1	±1
Officers	98-100	1	0	0	0	0	0	0	0	0	0	±1

50. Experienced a gender-related behavior in line with sexual quid pro quo (Q18-Q19).

Q18. Made you feel as if you would get some military workplace benefit in exchange for doing something sexual.

Q19. Made you feel like you would get punished or treated unfairly in the military workplace if you did not do something sexual.

	Percent Responding	Percentages		Max ME
		Q18	Q19	
TOTAL DOD	100	1	0	±1
National Guard	100	0	0	±1
ARNG	99–100	1	1	±1
ANG	100	0	0	±1
Reserve	100	1	1	±1
USAR	100	1	1	±1
USNR	99	0	0	±1
USMCR	100	1	0	±1
USAFR	100	0	0	±1
Enlisted	100	1	1	±1
E1–E4	100	1	1	±1
E1–E3	100	0	0	±1
E4	100	1	1	±1
E5–E9	99–100	0	0	±1
Officers	100	0	0	±1
O1–O3	100	0	0	±1
O4–O6	100	0	0	±1
W1–W5	99–100	0	0	±1
Reserve Unit	100	1	0	±1
AGR/FTS/AR	99–100	0	0	±1
IMA	99–100	0	0	±1
Non-Hispanic White	100	0	0	±1
Total Minority	99–100	1	1	±1
FEMALES	100	2	1	±1
Enlisted	100	2	1	±1
E1–E4	100	2	1	±1
E5–E9	100	2	1	±1
Officers	100	1	1	±1
O1–O3	100	1	1	±1
O4–O6	100	1	0	±1
Reserve Unit	100	2	1	±1
AGR/FTS/AR	100	1	1	±1
IMA	100	0	0	±1
Non-Hispanic White	100	2	1	±1
Total Minority	99–100	1	1	±1
Experienced SH	100	9	7	±2
Experienced GD	100	8	8	±2
Not Experienced SH/GD	100	0	0	±1
Experienced SA	100	13	12	±3
Not Experienced SA	100	1	1	±1

Note. Percent responding and the grouped presentation of estimates represent Reserve component members who answered the questions.

50. Continued	Percent Responding	Percentages		Max ME
		Q18	Q19	
National Guard	100	2	1	±1
ARNG	100	2	2	±1
Enlisted	100	2	2	±1
Officers	99–100	2	1	±1
ANG	99–100	1	1	±1
Enlisted	100	1	1	±1
Officers	99–100	1	1	±1
Reserve	100	1	1	±1
USAR	100	2	1	±1
Enlisted	100	2	2	±1
Officers	100	1	1	±1
USNR	99	1	1	±1
Enlisted	99–100	1	1	±1
Officers	99	0	0	±1
USMCR	99–100	6	2	±9
USAFR	100	0	1	±1
Enlisted	100	0	1	±1
Officers	100	0	0	±1
MALES	100	0	0	±1
Enlisted	100	0	0	±1
E1–E4	100	0	0	±1
E5–E9	99–100	0	0	±1
Officers	100	0	0	±1
O1–O3	100	0	0	±1
O4–O6	100	0	0	±1
Reserve Unit	100	0	0	±1
AGR/FTS/AR	99–100	0	0	±1
IMA	99–100	0	0	±1
Non-Hispanic White	100	0	0	±1
Total Minority	99	0	0	±1
Experienced SH	99–100	6	6	±2
Experienced GD	99–100	9	11	±4
Not Experienced SH/GD	100	0	0	±1
Experienced SA	99–100	16	16	±9
Not Experienced SA	100	0	0	±1
National Guard	100	0	0	±1
ARNG	99–100	0	0	±1
Enlisted	99–100	0	0	±1
Officers	100	0	0	±1
ANG	100	0	0	±1
Enlisted	100	0	0	±1
Officers	100	0	0	±1
Reserve	100	0	0	±1
USAR	100	0	0	±1
Enlisted	100	0	0	±1
Officers	99	0	0	±1
USNR	99–100	0	0	±1
Enlisted	99	0	0	±1
Officers	99–100	0	0	±1
USMCR	100	0	0	±1
Enlisted	100	0	0	±1
Officers	99–100	0	0	±0
USAFR	100	0	0	±1
Enlisted	99–100	0	0	±1
Officers	100	0	0	±0

50. Experienced any gender-related behavior in line with sexual quid pro quo (Q18-Q19).

	Percent Responding		Percentages	Max ME	Percentage Reporting Yes
			Experienced		
TOTAL DOD	99	±1	1	±1	
National Guard	99	±1	1	±1	
ARNG	99	±1	1	±1	
ANG	99	±1	0	±1	
Reserve	99	±1	1	±1	
USAR	99	±1	1	±1	
USNR	99	±1	1	±1	
USMCR	99	±1	1	±1	
USAFR	99	±1	0	±1	
Enlisted	99	±1	1	±1	
E1-E4	99	±1	1	±1	
E1-E3	99	±1	1	±1	
E4	99	±1	1	±1	
E5-E9	99	±1	1	±1	
Officers	99	±1	0	±1	
O1-O3	99	±1	0	±1	
O4-O6	99	±1	0	±1	
W1-W5	99	±1	0	±1	
Reserve Unit	99	±1	1	±1	
AGR/FTS/AR	99	±1	1	±1	
IMA	99	±1	0	±1	
Non-Hispanic White	99	±1	1	±1	
Total Minority	99	±1	1	±1	
FEMALES	99	±1	2	±1	
Enlisted	99	±1	2	±1	
E1-E4	99	±1	2	±1	
E5-E9	99	±1	2	±1	
Officers	99	±1	1	±1	
O1-O3	99	±1	2	±1	
O4-O6	99	±1	1	±1	
Reserve Unit	99	±1	2	±1	
AGR/FTS/AR	99	±1	2	±1	
IMA	99	±1	0	±1	
Non-Hispanic White	99	±1	2	±1	
Total Minority	99	±1	2	±1	
Experienced SH	99	±1	12	±2	
Experienced GD	99	±1	12	±2	
Not Experienced SH/GD	100	±0	0	±1	
Experienced SA	100	±1	18	±4	
Not Experienced SA	99	±1	2	±1	

Note. Percent responding and the grouped presentation of estimates represent Reserve component members who answered the questions.

50. Continued	Percent Responding		Percentages	Max ME	Percentage Reporting Yes
			Experienced		
National Guard	99	±1	2	±1	
ARNG	99	±1	3	±1	
Enlisted	99	±1	3	±1	
Officers	99	±1	2	±1	
ANG	99	±1	1	±1	
Enlisted	99	±1	1	±1	
Officers	99	±1	2	±1	
Reserve	99	±1	2	±1	
USAR	99	±1	2	±1	
Enlisted	99	±1	3	±1	
Officers	99	±1	1	±1	
USNR	99	±1	1	±1	
Enlisted	99	±1	2	±1	
Officers	99	±1	0	±1	
USMCR	98	±2	7	±8	
USAFR	99	±1	1	±1	
Enlisted	99	±1	1	±1	
Officers	99	±1	1	±1	
MALES	99	±1	0	±1	
Enlisted	99	±1	0	±1	
E1-E4	99	±1	1	±1	
E5-E9	99	±1	0	±1	
Officers	99	±1	0	±1	
O1-O3	99	±1	0	±1	
O4-O6	99	±1	0	±1	
Reserve Unit	99	±1	0	±1	
AGR/FTS/AR	99	±1	0	±1	
IMA	99	±1	0	±1	
Non-Hispanic White	99	±1	0	±1	
Total Minority	99	±1	1	±1	
Experienced SH	99	±1	8	±2	
Experienced GD	99	±1	12	±4	
Not Experienced SH/GD	100	±0	0	±1	
Experienced SA	99	±3	21	±9	
Not Experienced SA	99	±1	0	±1	
National Guard	99	±1	0	±1	
ARNG	99	±1	0	±1	
Enlisted	99	±1	1	±1	
Officers	99	±1	0	±1	
ANG	99	±1	0	±1	
Enlisted	99	±1	0	±1	
Officers	99	±1	0	±1	
Reserve	99	±1	0	±1	
USAR	99	±1	1	±1	
Enlisted	99	±1	1	±1	
Officers	99	±1	0	±1	
USNR	99	±1	0	±1	
Enlisted	99	±1	1	±1	
Officers	99	±1	0	±1	
USMCR	99	±1	0	±1	
Enlisted	99	±1	0	±1	
Officers	99	±1	0	±0	
USAFR	99	±1	0	±1	
Enlisted	99	±1	0	±1	
Officers	99	±1	0	±0	

50. Of those who experienced a gender-related behavior in line with sexual quid pro quo, follow-up questions established that the member had direct evidence of an exchange (Q47a-c/Q48a-c).

Q18. Made you feel as if you would get some military workplace benefit in exchange for doing something sexual.

Q19. Made you feel like you would get punished or treated unfairly in the military workplace if you did not do something sexual.

	Percent Responding	Percentages		Max ME
		Q18	Q19	
TOTAL DOD	0	71	72	±7
National Guard	0	67	68	±11
ARNG	0-1	66	70	±12
ANG	0	74	54	±15
Reserve	0-1	74	76	±9
USAR	1	80	81	±11
USNR	0	NR	NR	
USMCR	0-1	NR	NR	
USAFR	0	NR	81	±14
Enlisted	0-1	70	72	±8
E1-E4	1	68	75	±12
E1-E3	0	NR	NR	
E4	1	70	79	±15
E5-E9	0	72	67	±10
Officers	0	77	74	±12
O1-O3	0	77	80	±16
O4-O6	0	85	NR	±10
W1-W5	0	NR	NR	
Reserve Unit	0	70	72	±8
AGR/FTS/AR	0	78	69	±12
IMA	0	NR	NR	
Non-Hispanic White	0	69	74	±11
Total Minority	1	72	70	±11
FEMALES	1	75	78	±6
Enlisted	1-2	75	79	±7
E1-E4	1-2	71	81	±11
E5-E9	1	79	76	±7
Officers	1	77	71	±12
O1-O3	1	79	73	±17
O4-O6	0-1	76	71	±16
Reserve Unit	1-2	74	79	±7
AGR/FTS/AR	1	79	72	±9
IMA	0	NR	NR	
Non-Hispanic White	1-2	76	79	±9
Total Minority	1	74	78	±8
Experienced SH	7-8	79	81	±6
Experienced GD	7-8	84	83	±8
Not Experienced SH/GD	0	NR	NR	
Experienced SA	12-13	87	82	±11
Not Experienced SA	1	71	77	±8

Note. Percent responding and the grouped presentation of estimates represent Reserve component members who experienced a gender-related behavior consistent with a sexual quid pro quo environment. Follow-up questions were used to establish whether the behavior met the legal criteria to be considered an MEO violation (Q47-Q48).

NR: Not reportable

50. Continued	Percent Responding	Percentages		Max ME
		Q18	Q19	
National Guard	1–2	74	75	±8
ARNG	1–2	74	78	±10
Enlisted	2	73	79	±10
Officers	1	78	NR	±15
ANG	1	73	57	±15
Enlisted	1	71	NR	±17
Officers	1	NR	NR	
Reserve	1	76	82	±10
USAR	1–2	83	84	±9
Enlisted	2	83	86	±10
Officers	1	77	NR	±15
USNR	1	NR	NR	
Enlisted	1	NR	NR	
Officers	0	NR	NR	
USMCR	2–6	NR	NR	
USAFR	0–1	NR	63	±17
Enlisted	0–1	NR	NR	
Officers	0	NR	NR	
MALES	0	65	65	±14
Enlisted	0	64	64	±15
E1–E4	0	NR	NR	
E5–E9	0	63	59	±17
Officers	0	NR	NR	
O1–O3	0	NR	NR	
O4–O6	0	NR	NR	
Reserve Unit	0	64	65	±15
AGR/FTS/AR	0	NR	NR	
IMA	0	NR	NR	
Non-Hispanic White	0	NR	NR	
Total Minority	0	NR	NR	
Experienced SH	5–6	73	83	±16
Experienced GD	8–10	NR	83	±18
Not Experienced SH/GD	0	NR	NR	
Experienced SA	15–16	NR	93	±13
Not Experienced SA	0	NR	NR	
National Guard	0	NR	NR	
ARNG	0	NR	NR	
Enlisted	0	NR	NR	
Officers	0	NR	NR	
ANG	0	NR	NR	
Enlisted	0	NR	NR	
Officers	0	NR	NR	
Reserve	0	72	69	±17
USAR	0	NR	NR	
Enlisted	0	NR	NR	
Officers	0	NR	NR	
USNR	0	NR	NR	
Enlisted	0	NR	NR	
Officers	0	NA	NR	
USMCR	0	NR	NR	
Enlisted	0	NR	NR	
Officers	0	NA	NA	
USAFR	0	NR	NR	
Enlisted	0	NR	NR	
Officers	0	NA	NA	

NR: Not reportable

NA: Not applicable

50. Sexual Quid Pro Quo Prevalence Rate: constructed from Q18-Q19 and Q47a-c/Q48a-c. Sexual quid pro quo behaviors are used to control, influence, or affect the career, pay, or job of a military member. Additionally, the member must indicate they have direct evidence of an exchange.

	Percent Responding		Percentages	Max ME	Percentage Reporting Yes
			Incidence Rate		
TOTAL DOD	99	±1	0	±1	
National Guard	99	±1	0	±1	
ARNG	99	±1	0	±1	
ANG	99	±1	0	±1	
Reserve	99	±1	1	±1	
USAR	99	±1	1	±1	
USNR	99	±1	0	±1	
USMCR	99	±1	0	±1	
USAFR	99	±1	0	±1	
Enlisted	99	±1	1	±1	
E1-E4	99	±1	1	±1	
E1-E3	99	±1	0	±1	
E4	99	±1	1	±1	
E5-E9	99	±1	0	±1	
Officers	99	±1	0	±1	
O1-O3	99	±1	0	±1	
O4-O6	99	±1	0	±1	
W1-W5	99	±1	0	±1	
Reserve Unit	99	±1	0	±1	
AGR/FTS/AR	99	±1	0	±1	
IMA	99	±1	0	±1	
Non-Hispanic White	99	±1	0	±1	
Total Minority	99	±1	1	±1	
FEMALES	99	±1	1	±1	
Enlisted	99	±1	2	±1	
E1-E4	99	±1	2	±1	
E5-E9	99	±1	2	±1	
Officers	99	±1	1	±1	
O1-O3	99	±1	1	±1	
O4-O6	99	±1	1	±1	
Reserve Unit	99	±1	2	±1	
AGR/FTS/AR	99	±1	1	±1	
IMA	99	±1	0	±1	
Non-Hispanic White	99	±1	1	±1	
Total Minority	99	±1	1	±1	
Experienced SH	99	±1	9	±2	
Experienced GD	99	±1	9	±2	
Not Experienced SH/GD	100	±0	0	±0	
Experienced SA	99	±1	14	±4	
Not Experienced SA	99	±1	1	±1	

Note. Percent responding are Reserve component members who answered the question. Sexual Quid Pro Quo Prevalence Rate indicates the percentage of members who experienced one of these behaviors in the 12 months before responding to the survey (Q18-Q19) and indicated they had direct evidence of the exchange (Q47-Q48). The overall Cronbach's coefficient alpha = 0.73 (males = 0.78 and females = 0.72). Cronbach's coefficient alpha ranges in values from 0 to 1. Values of 0.70 or greater indicate high reliability, meaning the items are internally consistent.

50. Continued	Percent Responding		Percentages	Max ME	Percentage Reporting Yes
			Incidence Rate		
National Guard	99	±1	1	±1	
ARNG	99	±1	2	±1	
Enlisted	99	±1	2	±1	
Officers	99	±1	1	±1	
ANG	99	±1	1	±1	
Enlisted	99	±1	1	±1	
Officers	99	±1	1	±1	
Reserve	99	±1	1	±1	
USAR	99	±1	2	±1	
Enlisted	99	±1	2	±1	
Officers	99	±1	1	±1	
USNR	99	±1	1	±1	
Enlisted	99	±1	1	±1	
Officers	99	±1	0	±1	
USMCR	98	±2	3	±5	
USAFR	99	±1	1	±1	
Enlisted	99	±1	1	±1	
Officers	99	±1	0	±1	
MALES	99	±1	0	±1	
Enlisted	99	±1	0	±1	
E1–E4	99	±1	0	±1	
E5–E9	99	±1	0	±1	
Officers	99	±1	0	±1	
O1–O3	99	±1	0	±1	
O4–O6	99	±1	0	±1	
Reserve Unit	99	±1	0	±1	
AGR/FTS/AR	99	±1	0	±1	
IMA	99	±1	0	±1	
Non-Hispanic White	99	±1	0	±1	
Total Minority	99	±1	0	±1	
Experienced SH	99	±1	6	±2	
Experienced GD	99	±1	10	±4	
Not Experienced SH/GD	100	±0	0	±0	
Experienced SA	98	±3	19	±9	
Not Experienced SA	99	±1	0	±1	
National Guard	99	±1	0	±1	
ARNG	99	±1	0	±1	
Enlisted	99	±1	0	±1	
Officers	99	±1	0	±1	
ANG	99	±1	0	±1	
Enlisted	99	±1	0	±1	
Officers	99	±1	0	±1	
Reserve	99	±1	0	±1	
USAR	99	±1	0	±1	
Enlisted	99	±1	0	±1	
Officers	99	±1	0	±1	
USNR	99	±1	0	±1	
Enlisted	99	±1	0	±1	
Officers	99	±1	0	±1	
USMCR	99	±1	0	±1	
Enlisted	99	±1	0	±1	
Officers	99	±1	0	±0	
USAFR	99	±1	0	±1	
Enlisted	99	±1	0	±1	
Officers	99	±1	0	±0	

50. Sexual Quid Pro Quo Prevalence Rate: by behavior (Q18-Q19, Q47a-c/Q48a-c).

Q18. Made you feel as if you would get some military workplace benefit in exchange for doing something sexual.









































Q19. Made you feel like you would get punished or treated unfairly in the military workplace if you did not do something sexual.

	Percent Responding	Percentages		Max ME
		Q18	Q19	
TOTAL DOD	99-100	0	0	±1
National Guard	99-100	0	0	±1
ARNG	99-100	0	0	±1
ANG	100	0	0	±1
Reserve	100	0	0	±1
USAR	100	1	0	±1
USNR	99	0	0	±1
USMCR	100	0	0	±1
USAFR	100	0	0	±1
Enlisted	99-100	0	0	±1
E1-E4	100	0	0	±1
E1-E3	100	0	0	±1
E4	99-100	1	1	±1
E5-E9	99-100	0	0	±1
Officers	100	0	0	±1
O1-O3	100	0	0	±1
O4-O6	100	0	0	±1
W1-W5	99-100	0	0	±1
Reserve Unit	100	0	0	±1
AGR/FTS/AR	99-100	0	0	±1
IMA	99-100	0	0	±1
Non-Hispanic White	100	0	0	±1
Total Minority	99	0	0	±1
FEMALES	100	1	1	±1
Enlisted	100	1	1	±1
E1-E4	100	1	1	±1
E5-E9	100	1	1	±1
Officers	99-100	1	0	±1
O1-O3	99	1	1	±1
O4-O6	100	1	0	±1
Reserve Unit	100	1	1	±1
AGR/FTS/AR	99-100	1	1	±1
IMA	100	0	0	±1
Non-Hispanic White	100	1	1	±1
Total Minority	99-100	1	1	±1
Experienced SH	99	7	5	±1
Experienced GD	99-100	7	6	±2
Not Experienced SH/GD	100	0	0	±0
Experienced SA	99-100	11	10	±3
Not Experienced SA	100	1	1	±1
























































Note. Percent responding and the grouped presentation of estimates represent Reserve component members who answered the questions. Estimates include the percentage of members who experienced one of these behaviors in the 12 months before responding to the survey (Q18-Q19) and indicated they had direct evidence of the exchange (Q47-Q48).

50. Continued	Percent Responding	Percentages		Max ME
		Q18	Q19	
National Guard	99-100	1	1	±1
ARNG	100	1	1	±1
Enlisted	100	1	1	±1
Officers	99-100	1	1	±1
ANG	99-100	1	0	±1
Enlisted	100	0	0	±1
Officers	99-100	1	1	±1
Reserve	100	1	1	±1
USAR	100	1	1	±1
Enlisted	100	2	1	±1
Officers	99-100	1	0	±1
USNR	99	1	1	±1
Enlisted	99-100	1	1	±1
Officers	99	0	0	±1
USMCR	99-100	2	2	±4
USAFR	100	0	0	±1
Enlisted	100	0	0	±1
Officers	100	0	0	±1
MALES	99-100	0	0	±1
Enlisted	99-100	0	0	±1
E1-E4	100	0	0	±1
E5-E9	99-100	0	0	±1
Officers	100	0	0	±1
O1-O3	100	0	0	±1
O4-O6	100	0	0	±1
Reserve Unit	100	0	0	±1
AGR/FTS/AR	99-100	0	0	±1
IMA	99-100	0	0	±1
Non-Hispanic White	100	0	0	±1
Total Minority	99	0	0	±1
Experienced SH	99	4	4	±2
Experienced GD	99	7	9	±4
Not Experienced SH/GD	100	0	0	±0
Experienced SA	98-99	15	14	±9
Not Experienced SA	100	0	0	±1
National Guard	99-100	0	0	±1
ARNG	99-100	0	0	±1
Enlisted	99	0	0	±1
Officers	100	0	0	±1
ANG	100	0	0	±1
Enlisted	100	0	0	±1
Officers	100	0	0	±1
Reserve	99-100	0	0	±1
USAR	100	0	0	±1
Enlisted	100	0	0	±1
Officers	99	0	0	±1
USNR	99-100	0	0	±1
Enlisted	99	0	0	±1
Officers	99-100	0	0	±1
USMCR	100	0	0	±1
Enlisted	100	0	0	±1
Officers	99-100	0	0	±0
USAFR	100	0	0	±1
Enlisted	99-100	0	0	±1
Officers	100	0	0	±0

50. Sexual Harassment Prevalence Rate: constructed from Q6-Q19 and Q22-Q48. Sexual harassment includes the sexually hostile workplace environment prevalence rate and/or the sexual quid pro quo prevalence rate.

	Percent Responding		Percentages	Max ME	Percentage Reporting Yes
			Incidence Rate		
TOTAL DOD	90	±1	7	±1	
National Guard	90	±1	7	±1	
ARNG	89	±1	8	±1	
ANG	94	±1	4	±1	
Reserve	90	±1	7	±1	
USAR	89	±1	9	±1	
USNR	90	±1	6	±1	
USMCR	91	±2	4	±1	
USAFR	93	±1	4	±1	
Enlisted	90	±1	8	±1	
E1-E4	88	±1	9	±1	
E1-E3	87	±1	8	±1	
E4	89	±1	9	±1	
E5-E9	91	±1	6	±1	
Officers	92	±1	5	±1	
O1-O3	92	±1	6	±1	
O4-O6	92	±1	3	±1	
W1-W5	94	±2	4	±1	
Reserve Unit	90	±1	7	±1	
AGR/FTS/AR	94	±1	6	±1	
IMA	92	±1	3	±1	
Non-Hispanic White	90	±1	7	±1	
Total Minority	90	±1	8	±1	
FEMALES	90	±1	19	±1	
Enlisted	89	±1	19	±1	
E1-E4	87	±1	20	±2	
E5-E9	91	±1	18	±1	
Officers	91	±1	15	±1	
O1-O3	91	±1	18	±2	
O4-O6	90	±1	10	±1	
Reserve Unit	89	±1	19	±1	
AGR/FTS/AR	93	±1	18	±1	
IMA	91	±2	8	±2	
Non-Hispanic White	90	±1	19	±1	
Total Minority	89	±1	18	±1	
Experienced SH	100	±0	100	±0	
Experienced GD	94	±1	63	±2	
Not Experienced SH/GD	100	±0	0	±0	
Experienced SA	96	±2	76	±4	
Not Experienced SA	90	±1	17	±1	

Note. Percent responding are Reserve component members who answered the question. Sexual Harassment Prevalence Rate indicates the percentage of members who experienced one of these behaviors in the 12 months before responding to the survey (Q6-Q19) and met the legal criteria to be considered an MEO violation (Q22-Q48). The overall Cronbach's coefficient alpha = 0.83 (males = 0.84 and females = 0.83). Cronbach's coefficient alpha ranges in values from 0 to 1. Values of 0.70 or greater indicate high reliability, meaning the items are internally consistent.

50. Continued	Percent Responding		Percentages	Max ME	Percentage Reporting Yes
			Incidence Rate		
National Guard	90	±1	20	±1	
ARNG	89	±1	23	±2	
Enlisted	89	±1	23	±2	
Officers	91	±2	20	±2	
ANG	93	±1	12	±1	
Enlisted	93	±1	12	±1	
Officers	92	±2	11	±2	
Reserve	89	±1	18	±1	
USAR	88	±1	21	±2	
Enlisted	87	±2	22	±2	
Officers	91	±1	17	±2	
USNR	89	±2	15	±2	
Enlisted	89	±2	18	±2	
Officers	89	±2	8	±2	
USMCR	91	±5	28	±8	
USAFR	92	±1	11	±1	
Enlisted	92	±1	11	±2	
Officers	91	±2	9	±2	
MALES	90	±1	4	±1	
Enlisted	90	±1	5	±1	
E1–E4	88	±1	6	±1	
E5–E9	91	±1	4	±1	
Officers	93	±1	3	±1	
O1–O3	92	±1	3	±1	
O4–O6	93	±1	2	±1	
Reserve Unit	90	±1	5	±1	
AGR/FTS/AR	95	±1	4	±1	
IMA	92	±2	2	±1	
Non-Hispanic White	91	±1	4	±1	
Total Minority	90	±1	5	±1	
Experienced SH	100	±0	100	±0	
Experienced GD	94	±3	52	±5	
Not Experienced SH/GD	100	±0	0	±0	
Experienced SA	98	±3	78	±8	
Not Experienced SA	91	±1	4	±1	
National Guard	90	±1	5	±1	
ARNG	89	±1	5	±1	
Enlisted	89	±1	6	±1	
Officers	93	±1	3	±1	
ANG	94	±1	3	±1	
Enlisted	94	±1	3	±1	
Officers	94	±1	2	±1	
Reserve	90	±1	4	±1	
USAR	90	±1	5	±1	
Enlisted	89	±1	6	±1	
Officers	92	±1	3	±1	
USNR	90	±1	3	±1	
Enlisted	89	±2	4	±1	
Officers	92	±2	1	±1	
USMCR	91	±2	3	±1	
Enlisted	91	±2	3	±1	
Officers	92	±2	1	±2	
USAFR	93	±1	2	±1	
Enlisted	93	±1	2	±1	
Officers	94	±2	2	±1	

50. Experienced a gender-related behavior in line with gender discrimination (Q20-Q21).

Q20. Said that [men] [women] were not as good as [men] [women] at your particular military job, or that [men] [women] should be prevented from having your job.









































Q21. Mistreated, ignored, excluded, or insulted you because you are a [man] [woman].

	Percent Responding	Percentages		Max ME
		Q20	Q21	
TOTAL DOD	99	5	6	±1
National Guard	99	5	6	±1
ARNG	99	5	6	±1
ANG	100	3	5	±1
Reserve	99	4	6	±1
USAR	99	6	7	±1
USNR	99	4	5	±1
USMCR	99	2	2	±1
USAFR	100	3	5	±1
Enlisted	99	5	6	±1
E1-E4	99	5	5	±1
E1-E3	99	5	4	±1
E4	99	5	6	±1
E5-E9	99	4	6	±1
Officers	100	4	7	±1
O1-O3	99-100	5	8	±1
O4-O6	100	3	6	±1
W1-W5	100	4	6	±1
Reserve Unit	99	5	6	±1
AGR/FTS/AR	100	5	8	±1
IMA	100	4	5	±1
Non-Hispanic White	99-100	4	6	±1
Total Minority	99	5	6	±1
FEMALES	99	17	20	±1
Enlisted	99	17	20	±1
E1-E4	99	19	17	±2
E5-E9	99	16	22	±1
Officers	99	14	23	±1
O1-O3	99	16	24	±2
O4-O6	100	11	21	±1
Reserve Unit	99	17	20	±1
AGR/FTS/AR	100	17	27	±1
IMA	100	9	14	±2
Non-Hispanic White	99-100	19	23	±1
Total Minority	99	15	18	±1
Experienced SH	99-100	52	61	±2
Experienced GD	99-100	71	94	±2
Not Experienced SH/GD	100	7	7	±1
Experienced SA	100	50	57	±5
Not Experienced SA	99	16	19	±1
























































Note. Percent responding and the grouped presentation of estimates represent Reserve component members who answered the questions.

50. Continued	Percent Responding	Percentages		Max ME
		Q20	Q21	
National Guard	99	19	22	±1
ARNG	99	22	24	±2
Enlisted	99–100	22	24	±2
Officers	99	20	30	±2
ANG	99–100	10	16	±1
Enlisted	99–100	10	15	±1
Officers	100	11	23	±2
Reserve	99	15	18	±1
USAR	99	18	21	±2
Enlisted	99	18	20	±2
Officers	99	15	24	±2
USNR	99–100	14	16	±2
Enlisted	99–100	15	16	±2
Officers	99–100	9	17	±3
USMCR	100	23	23	±8
USAFR	100	8	12	±1
Enlisted	100	8	12	±1
Officers	100	8	13	±2
MALES	99	2	3	±1
Enlisted	99	2	3	±1
E1–E4	99	2	2	±1
E5–E9	99	2	3	±1
Officers	100	2	3	±1
O1–O3	100	2	3	±1
O4–O6	100	2	3	±1
Reserve Unit	99	2	3	±1
AGR/FTS/AR	99–100	2	3	±1
IMA	100	2	2	±1
Non-Hispanic White	99–100	2	3	±1
Total Minority	99	2	3	±1
Experienced SH	100	16	26	±3
Experienced GD	99–100	47	93	±5
Not Experienced SH/GD	100	1	1	±1
Experienced SA	100	25	29	±9
Not Experienced SA	99	2	2	±1
National Guard	99	2	3	±1
ARNG	99	2	3	±1
Enlisted	99	2	3	±1
Officers	100	2	4	±1
ANG	100	1	2	±1
Enlisted	100	1	2	±1
Officers	99–100	1	3	±1
Reserve	99	2	3	±1
USAR	99	2	3	±1
Enlisted	99	2	3	±1
Officers	99–100	2	3	±1
USNR	99	2	2	±1
Enlisted	99	2	2	±1
Officers	100	1	2	±1
USMCR	99	1	1	±1
Enlisted	99	1	1	±1
Officers	100	2	2	±2
USAFR	100	1	2	±1
Enlisted	100	1	2	±1
Officers	100	1	2	±1

50. Experienced any gender-related behavior in line with gender discrimination (Q20-Q21).

	Percent Responding		Percentages	Max ME	Percentage Reporting Yes
			Yes		
TOTAL DOD	99	±1	8	±1	
National Guard	99	±1	8	±1	
ARNG	99	±1	8	±1	
ANG	99	±1	6	±1	
Reserve	99	±1	8	±1	
USAR	99	±1	9	±1	
USNR	99	±1	7	±1	
USMCR	99	±1	3	±1	
USAFR	99	±1	6	±1	
Enlisted	99	±1	8	±1	
E1-E4	98	±1	8	±1	
E1-E3	99	±1	7	±1	
E4	98	±1	8	±1	
E5-E9	99	±1	8	±1	
Officers	99	±1	8	±1	
O1-O3	99	±1	10	±1	
O4-O6	99	±1	7	±1	
W1-W5	99	±1	7	±1	
Reserve Unit	99	±1	8	±1	
AGR/FTS/AR	99	±1	10	±1	
IMA	99	±1	6	±1	
Non-Hispanic White	99	±1	7	±1	
Total Minority	99	±1	8	±1	
FEMALES	99	±1	26	±1	
Enlisted	99	±1	26	±1	
E1-E4	99	±1	25	±2	
E5-E9	99	±1	26	±1	
Officers	99	±1	27	±1	
O1-O3	99	±1	28	±2	
O4-O6	99	±1	24	±1	
Reserve Unit	99	±1	25	±1	
AGR/FTS/AR	99	±1	30	±1	
IMA	100	±1	16	±2	
Non-Hispanic White	99	±1	29	±1	
Total Minority	99	±1	23	±1	
Experienced SH	99	±1	71	±2	
Experienced GD	100	±0	100	±0	
Not Experienced SH/GD	100	±0	12	±1	
Experienced SA	100	±1	65	±5	
Not Experienced SA	99	±1	25	±1	

Note. Percent responding and the grouped presentation of estimates represent Reserve component members who answered the questions.

50. Continued	Percent Responding		Percentages	Max ME	Percentage Reporting Yes
			Yes		
National Guard	99	±1	28	±1	
ARNG	99	±1	32	±2	
Enlisted	99	±1	32	±2	
Officers	99	±1	35	±2	
ANG	99	±1	19	±1	
Enlisted	99	±1	18	±1	
Officers	99	±1	26	±2	
Reserve	99	±1	23	±1	
USAR	99	±1	27	±2	
Enlisted	99	±1	27	±2	
Officers	99	±1	29	±2	
USNR	99	±1	21	±2	
Enlisted	99	±1	22	±2	
Officers	99	±1	19	±3	
USMCR	100	±0	30	±7	
USAFR	99	±1	15	±1	
Enlisted	99	±1	15	±2	
Officers	100	±1	16	±2	
MALES	99	±1	3	±1	
Enlisted	99	±1	3	±1	
E1-E4	98	±1	3	±1	
E5-E9	99	±1	4	±1	
Officers	99	±1	4	±1	
O1-O3	99	±1	5	±1	
O4-O6	99	±1	3	±1	
Reserve Unit	99	±1	3	±1	
AGR/FTS/AR	99	±1	4	±1	
IMA	99	±1	3	±1	
Non-Hispanic White	99	±1	3	±1	
Total Minority	98	±1	4	±1	
Experienced SH	100	±1	30	±3	
Experienced GD	100	±0	100	±0	
Not Experienced SH/GD	100	±0	1	±1	
Experienced SA	100	±1	34	±9	
Not Experienced SA	99	±1	3	±1	
National Guard	99	±1	4	±1	
ARNG	99	±1	4	±1	
Enlisted	99	±1	4	±1	
Officers	99	±1	5	±1	
ANG	99	±1	2	±1	
Enlisted	99	±1	2	±1	
Officers	99	±1	3	±1	
Reserve	99	±1	3	±1	
USAR	99	±1	4	±1	
Enlisted	99	±1	4	±1	
Officers	99	±1	4	±1	
USNR	99	±1	3	±1	
Enlisted	99	±1	3	±1	
Officers	99	±1	3	±1	
USMCR	99	±1	2	±1	
Enlisted	99	±1	2	±1	
Officers	99	±1	3	±2	
USAFR	99	±1	3	±1	
Enlisted	99	±1	3	±1	
Officers	100	±1	3	±1	

50. Of those who experienced a gender-related behavior in line with gender discrimination, follow-up questions established that action resulted in harm to the member's career (Q49-Q50).

Q20. Said that [men] [women] were not as good as [men] [women] at your particular military job, or that [men] [women] should be prevented from having your job.

Q21. Mistreated, ignored, excluded, or insulted you because you are a [man] [woman].

	Percent Responding	Percentages		Max ME
		Q20	Q21	
TOTAL DOD	5-6	40	50	±2
National Guard	5-6	38	48	±3
ARNG	5-6	37	48	±3
ANG	3-5	44	48	±4
Reserve	4-6	42	51	±3
USAR	5-7	42	52	±4
USNR	4-5	43	52	±6
USMCR	2	43	53	±13
USAFR	3-5	41	47	±5
Enlisted	5-6	39	49	±2
E1-E4	5	33	47	±4
E1-E3	4-5	23	38	±7
E4	5-6	40	51	±5
E5-E9	4-6	45	51	±3
Officers	4-7	46	51	±3
O1-O3	5-8	43	48	±5
O4-O6	3-6	54	54	±5
W1-W5	4-6	37	49	±9
Reserve Unit	4-6	39	49	±2
AGR/FTS/AR	5-8	50	54	±4
IMA	4-5	44	41	±9
Non-Hispanic White	4-6	41	51	±3
Total Minority	5-6	38	48	±3
FEMALES	17-20	40	47	±2
Enlisted	17-19	39	47	±2
E1-E4	17-18	32	42	±4
E5-E9	16-22	48	51	±2
Officers	14-23	50	49	±3
O1-O3	16-24	45	46	±4
O4-O6	11-21	60	53	±4
Reserve Unit	17-19	39	47	±2
AGR/FTS/AR	16-27	52	50	±3
IMA	9-14	50	39	±9
Non-Hispanic White	19-22	42	48	±3
Total Minority	14-18	38	47	±3
Experienced SH	52-61	54	56	±3
Experienced GD	70-94	89	93	±2
Not Experienced SH/GD	7	0	0	±0
Experienced SA	49-57	53	58	±7
Not Experienced SA	16-19	39	46	±2

Note. Percent responding and the grouped presentation of estimates represent Reserve component members who experienced a gender-related behavior consistent with gender discrimination. Follow-up questions were used to establish whether the behavior met the legal criteria to be considered an MEO violation (Q49-Q50).
























































50. Continued	Percent Responding	Percentages		Max ME
		Q20	Q21	
National Guard	19-22	39	47	±3
ARNG	22-24	37	46	±3
Enlisted	22-23	35	45	±3
Officers	20-30	55	51	±5
ANG	10-16	49	49	±4
Enlisted	10-15	48	48	±4
Officers	11-23	57	52	±7
Reserve	15-18	43	48	±3
USAR	17-21	42	48	±4
Enlisted	18-20	41	49	±4
Officers	15-24	44	47	±5
USNR	14-16	43	50	±6
Enlisted	15-16	43	50	±6
Officers	9-17	46	48	±9
USMCR	23	60	55	±16
USAFR	8-12	44	44	±5
Enlisted	8-12	42	43	±6
Officers	8-13	53	48	±7
MALES	2-3	39	54	±5
Enlisted	2	40	54	±6
E1-E4	2	38	57	±10
E5-E9	2-3	41	52	±6
Officers	2-3	39	54	±7
O1-O3	2-3	37	52	±10
O4-O6	1-3	44	58	±10
Reserve Unit	2	38	53	±5
AGR/FTS/AR	2-3	47	61	±10
IMA	2	NR	NR	
Non-Hispanic White	2-3	40	55	±6
Total Minority	2	38	53	±8
Experienced SH	16-25	63	67	±8
Experienced GD	47-93	91	96	±5
Not Experienced SH/GD	1	0	0	±0
Experienced SA	25-28	74	75	±18
Not Experienced SA	2	35	52	±5
National Guard	2-3	38	51	±6
ARNG	2-3	39	52	±7
Enlisted	2-3	38	51	±8
Officers	2-4	39	58	±11
ANG	1-2	33	47	±9
Enlisted	1-2	30	49	±10
Officers	1-3	NR	43	±11
Reserve	2	42	58	±7
USAR	2-3	45	60	±10
Enlisted	2-3	48	62	±11
Officers	2-3	33	51	±13
USNR	2	43	58	±12
Enlisted	2	45	57	±14
Officers	1-2	NR	60	±15
USMCR	1	26	51	±17
Enlisted	1	NR	NR	
Officers	2	NR	NR	
USAFR	1-2	33	53	±12
Enlisted	1-2	29	52	±14
Officers	1-2	NR	56	±15

NR: Not reportable

50. Gender Discrimination Prevalence Rate: constructed from Q20-Q21 and Q49-Q50. Gender discrimination includes comments and behaviors directed at someone because of his/her gender and the member's belief that these experiences resulted in harm or limited his/her career.

	Percent Responding		Percentages	Max ME	Percentage Reporting Yes
			Incidence Rate		
TOTAL DOD	99	±1	3	±1	
National Guard	99	±1	3	±1	
ARNG	99	±1	3	±1	
ANG	99	±1	3	±1	
Reserve	99	±1	3	±1	
USAR	99	±1	4	±1	
USNR	99	±1	3	±1	
USMCR	99	±1	2	±1	
USAFR	99	±1	2	±1	
Enlisted	99	±1	3	±1	
E1-E4	98	±1	3	±1	
E1-E3	98	±1	2	±1	
E4	98	±1	4	±1	
E5-E9	99	±1	4	±1	
Officers	99	±1	4	±1	
O1-O3	99	±1	4	±1	
O4-O6	99	±1	4	±1	
W1-W5	99	±1	3	±1	
Reserve Unit	99	±1	3	±1	
AGR/FTS/AR	99	±1	5	±1	
IMA	99	±1	2	±1	
Non-Hispanic White	99	±1	3	±1	
Total Minority	98	±1	4	±1	
FEMALES	99	±1	11	±1	
Enlisted	99	±1	11	±1	
E1-E4	99	±1	9	±1	
E5-E9	99	±1	12	±1	
Officers	99	±1	13	±1	
O1-O3	99	±1	12	±1	
O4-O6	99	±1	12	±1	
Reserve Unit	99	±1	11	±1	
AGR/FTS/AR	99	±1	15	±1	
IMA	100	±1	7	±2	
Non-Hispanic White	99	±1	12	±1	
Total Minority	99	±1	9	±1	
Experienced SH	99	±1	38	±2	
Experienced GD	100	±0	100	±0	
Not Experienced SH/GD	100	±0	0	±0	
Experienced SA	100	±1	36	±5	
Not Experienced SA	99	±1	10	±1	

Note. Percent responding are Reserve component members who answered the question. Gender Discrimination Prevalence Rate indicates the percentage of members who experienced one of these behaviors in the 12 months before responding to the survey (Q20-Q21) and who believe these comments/behaviors harmed or limited their career (Q49-Q50). The overall Cronbach's coefficient alpha = 0.77 (males = 0.67 and females = 0.78). Cronbach's coefficient alpha ranges in values from 0 to 1. Values of 0.70 or greater indicate high reliability, meaning the items are internally consistent.

50. Continued	Percent Responding		Percentages	Max ME	Percentage Reporting Yes
			Incidence Rate		
National Guard	99	±1	12	±1	
ARNG	99	±1	13	±1	
Enlisted	99	±1	12	±1	
Officers	99	±1	17	±2	
ANG	99	±1	9	±1	
Enlisted	99	±1	8	±1	
Officers	99	±1	13	±2	
Reserve	99	±1	10	±1	
USAR	98	±1	12	±1	
Enlisted	98	±1	12	±2	
Officers	99	±1	13	±2	
USNR	99	±1	10	±2	
Enlisted	99	±1	10	±2	
Officers	99	±1	9	±2	
USMCR	100	±1	15	±7	
USAFR	99	±1	6	±1	
Enlisted	99	±1	6	±1	
Officers	100	±1	7	±2	
MALES	99	±1	2	±1	
Enlisted	99	±1	2	±1	
E1–E4	98	±1	1	±1	
E5–E9	99	±1	2	±1	
Officers	99	±1	2	±1	
O1–O3	99	±1	2	±1	
O4–O6	99	±1	2	±1	
Reserve Unit	99	±1	1	±1	
AGR/FTS/AR	99	±1	2	±1	
IMA	99	±1	1	±1	
Non-Hispanic White	99	±1	2	±1	
Total Minority	98	±1	2	±1	
Experienced SH	99	±1	19	±3	
Experienced GD	100	±0	100	±0	
Not Experienced SH/GD	100	±0	0	±0	
Experienced SA	99	±2	27	±9	
Not Experienced SA	99	±1	1	±1	
National Guard	99	±1	2	±1	
ARNG	99	±1	2	±1	
Enlisted	99	±1	2	±1	
Officers	99	±1	2	±1	
ANG	99	±1	1	±1	
Enlisted	99	±1	1	±1	
Officers	99	±1	1	±1	
Reserve	99	±1	2	±1	
USAR	99	±1	2	±1	
Enlisted	99	±1	2	±1	
Officers	99	±1	2	±1	
USNR	99	±1	1	±1	
Enlisted	98	±1	1	±1	
Officers	99	±1	1	±1	
USMCR	99	±1	1	±1	
Enlisted	99	±1	1	±1	
Officers	99	±1	1	±1	
USAFR	99	±1	1	±1	
Enlisted	99	±1	1	±1	
Officers	100	±1	1	±1	

50. Gender Discrimination Prevalence Rate: by behavior (Q20-Q21 and Q49-Q50).

Q20. Said that [men] [women] were not as good as [men] [women] at your particular military job, or that [men] [women] should be prevented from having your job.









































Q21. Mistreated, ignored, excluded, or insulted you because you are a [man] [woman].

	Percent Responding	Percentages		Max ME
		Q20	Q21	
TOTAL DOD	99	2	3	±1
National Guard	99	2	3	±1
ARNG	99	2	3	±1
ANG	100	1	2	±1
Reserve	99	2	3	±1
USAR	99	2	4	±1
USNR	99	2	3	±1
USMCR	99	1	1	±1
USAFR	100	1	2	±1
Enlisted	99	2	3	±1
E1-E4	99	2	3	±1
E1-E3	99	1	2	±1
E4	99	2	3	±1
E5-E9	99	2	3	±1
Officers	100	2	3	±1
O1-O3	99-100	2	4	±1
O4-O6	100	2	3	±1
W1-W5	100	1	3	±1
Reserve Unit	99	2	3	±1
AGR/FTS/AR	99-100	3	4	±1
IMA	100	2	2	±1
Non-Hispanic White	99-100	2	3	±1
Total Minority	99	2	3	±1
FEMALES	99	7	10	±1
Enlisted	99	7	9	±1
E1-E4	99	6	7	±1
E5-E9	99	8	11	±1
Officers	99	7	11	±1
O1-O3	99	7	11	±1
O4-O6	99-100	7	11	±1
Reserve Unit	99	7	9	±1
AGR/FTS/AR	99	9	13	±1
IMA	100	5	5	±2
Non-Hispanic White	99	8	11	±1
Total Minority	99	6	8	±1
Experienced SH	99	28	34	±2
Experienced GD	99-100	63	88	±2
Not Experienced SH/GD	100	0	0	±0
Experienced SA	100	26	33	±5
Not Experienced SA	99	6	9	±1
























































Note. Percent responding and the grouped presentation of estimates represent Reserve component members who answered the questions. Estimates include the percentage of members who experienced one of these behaviors in the 12 months before responding to the survey (Q20-Q21) and who believe these comments/behaviors harmed or limited their career (Q49-Q50).

50. Continued	Percent Responding	Percentages		Max ME
		Q20	Q21	
National Guard	99	7	10	±1
ARNG	99	8	11	±1
Enlisted	99	8	11	±1
Officers	99	11	15	±2
ANG	99-100	5	8	±1
Enlisted	99-100	5	7	±1
Officers	100	6	12	±2
Reserve	99	6	9	±1
USAR	99	7	10	±1
Enlisted	99	7	10	±1
Officers	99	7	11	±2
USNR	99	6	8	±2
Enlisted	99	6	8	±2
Officers	99-100	4	8	±2
USMCR	100	14	13	±7
USAFR	100	4	5	±1
Enlisted	100	3	5	±1
Officers	100	4	6	±1
MALES	99	1	1	±1
Enlisted	99	1	1	±1
E1-E4	99	1	1	±1
E5-E9	99	1	1	±1
Officers	100	1	2	±1
O1-O3	100	1	2	±1
O4-O6	100	1	2	±1
Reserve Unit	99	1	1	±1
AGR/FTS/AR	99-100	1	2	±1
IMA	100	0	1	±1
Non-Hispanic White	99-100	1	1	±1
Total Minority	99	1	1	±1
Experienced SH	99-100	10	17	±3
Experienced GD	99-100	43	90	±5
Not Experienced SH/GD	100	0	0	±0
Experienced SA	99	19	21	±9
Not Experienced SA	99	1	1	±1
National Guard	99	1	1	±1
ARNG	99	1	1	±1
Enlisted	99	1	1	±1
Officers	100	1	2	±1
ANG	100	0	1	±1
Enlisted	100	0	1	±1
Officers	99-100	1	1	±1
Reserve	99	1	1	±1
USAR	99	1	2	±1
Enlisted	99	1	2	±1
Officers	99-100	1	2	±1
USNR	99	1	1	±1
Enlisted	99	1	1	±1
Officers	100	0	1	±1
USMCR	99	0	1	±1
Enlisted	99	0	1	±1
Officers	100	1	1	±1
USAFR	100	0	1	±1
Enlisted	100	0	1	±1
Officers	100	1	1	±1









































50. Problematic Workplace Behaviors Prevalence Rate: constructed from Q6-21. Problematic workplace behaviors include experiences of sexual harassment behaviors (sexually hostile workplace environment and sexual quid pro quo) and gender discrimination behaviors, but do not require the legal criteria needed for an MEO violation.

	Percent Responding		Percentages	Max ME	Percentage Reporting Yes
			Incidence Rate		
TOTAL DOD	91	±1	15	±1	
National Guard	91	±1	16	±1	
ARNG	90	±1	17	±1	
ANG	94	±1	11	±1	
Reserve	91	±1	15	±1	
USAR	90	±1	17	±1	
USNR	90	±1	14	±1	
USMCR	91	±2	10	±2	
USAFR	93	±1	11	±1	
Enlisted	90	±1	16	±1	
E1-E4	89	±1	17	±1	
E1-E3	88	±1	16	±2	
E4	89	±1	18	±1	
E5-E9	92	±1	15	±1	
Officers	93	±1	13	±1	
O1-O3	92	±1	16	±1	
O4-O6	93	±1	11	±1	
W1-W5	94	±1	12	±2	
Reserve Unit	90	±1	15	±1	
AGR/FTS/AR	94	±1	16	±1	
IMA	92	±1	10	±2	
Non-Hispanic White	91	±1	15	±1	
Total Minority	90	±1	17	±1	
FEMALES	91	±1	36	±1	
Enlisted	91	±1	36	±1	
E1-E4	90	±1	37	±2	
E5-E9	93	±1	35	±1	
Officers	92	±1	34	±1	
O1-O3	92	±1	38	±2	
O4-O6	92	±1	30	±2	
Reserve Unit	91	±1	36	±1	
AGR/FTS/AR	95	±1	39	±1	
IMA	92	±2	21	±3	
Non-Hispanic White	92	±1	38	±1	
Total Minority	91	±1	34	±1	
Experienced SH	100	±0	100	±0	
Experienced GD	100	±0	100	±0	
Not Experienced SH/GD	100	±0	14	±1	
Experienced SA	97	±2	86	±4	
Not Experienced SA	91	±1	34	±1	
























































Note. Percent responding are Reserve component members who answered the question. Problematic Workplace Behaviors Prevalence Rate indicates the percentage of members who experienced at least one of the sexual harassment or gender discrimination behaviors in the 12 months before responding to the survey (Q6-Q21). The overall Cronbach's coefficient alpha = 0.76 (males = 0.69 and females = 0.77). Cronbach's coefficient alpha ranges in values from 0 to 1. Values of 0.70 or greater indicate high reliability, meaning the items are internally consistent.

50. Continued	Percent Responding		Percentages	Max ME	Percentage Reporting Yes
			Incidence Rate		
National Guard	92	±1	38	±1	
ARNG	91	±1	43	±2	
Enlisted	91	±1	43	±2	
Officers	93	±1	44	±2	
ANG	94	±1	26	±1	
Enlisted	94	±1	25	±2	
Officers	94	±2	32	±3	
Reserve	91	±1	33	±1	
USAR	90	±1	38	±2	
Enlisted	90	±2	39	±2	
Officers	92	±1	37	±2	
USNR	90	±2	31	±2	
Enlisted	90	±2	32	±3	
Officers	90	±2	25	±3	
USMCR	93	±4	43	±8	
USAFR	93	±1	22	±2	
Enlisted	93	±1	22	±2	
Officers	92	±2	22	±2	
MALES	90	±1	11	±1	
Enlisted	90	±1	11	±1	
E1–E4	88	±1	12	±1	
E5–E9	91	±1	10	±1	
Officers	93	±1	8	±1	
O1–O3	92	±1	10	±1	
O4–O6	93	±1	7	±1	
Reserve Unit	90	±1	11	±1	
AGR/FTS/AR	94	±1	10	±1	
IMA	92	±2	6	±2	
Non-Hispanic White	91	±1	10	±1	
Total Minority	90	±1	11	±1	
Experienced SH	100	±0	100	±0	
Experienced GD	100	±0	100	±0	
Not Experienced SH/GD	100	±0	5	±1	
Experienced SA	98	±3	86	±7	
Not Experienced SA	91	±1	10	±1	
National Guard	90	±1	11	±1	
ARNG	89	±1	12	±1	
Enlisted	89	±1	13	±1	
Officers	93	±1	10	±2	
ANG	94	±1	8	±1	
Enlisted	94	±1	8	±1	
Officers	94	±1	7	±2	
Reserve	91	±1	10	±1	
USAR	90	±1	11	±1	
Enlisted	89	±1	12	±1	
Officers	91	±1	8	±2	
USNR	90	±1	9	±2	
Enlisted	89	±2	10	±2	
Officers	92	±2	6	±2	
USMCR	91	±2	9	±2	
Enlisted	91	±2	9	±2	
Officers	93	±2	8	±3	
USAFR	93	±1	7	±1	
Enlisted	93	±1	7	±1	
Officers	95	±2	5	±2	

50. Sex-Based MEO Violation Prevalence Rate: constructed from Q6-Q50. Sex-based MEO violations include those members who met legal criteria for the sexual harassment prevalence rate (sexually hostile workplace environment and sexual quid pro quo) and/or the gender discrimination prevalence rate.








































	Percent Responding		Percentages	Max ME	Percentage Reporting Yes
			Incidence Rate		
TOTAL DOD	90	±1	9	±1	
National Guard	90	±1	9	±1	
ARNG	89	±1	10	±1	
ANG	93	±1	6	±1	
Reserve	90	±1	9	±1	
USAR	89	±1	11	±1	
USNR	89	±1	8	±1	
USMCR	91	±2	5	±1	
USAFR	92	±1	6	±1	
Enlisted	89	±1	9	±1	
E1-E4	87	±1	10	±1	
E1-E3	87	±2	9	±1	
E4	88	±1	11	±1	
E5-E9	91	±1	8	±1	
Officers	92	±1	7	±1	
O1-O3	92	±1	9	±1	
O4-O6	92	±1	6	±1	
W1-W5	94	±2	6	±1	
Reserve Unit	89	±1	9	±1	
AGR/FTS/AR	94	±1	9	±1	
IMA	92	±2	5	±1	
Non-Hispanic White	90	±1	8	±1	
Total Minority	89	±1	10	±1	
FEMALES	89	±1	24	±1	
Enlisted	89	±1	24	±1	
E1-E4	87	±1	24	±2	
E5-E9	91	±1	24	±1	
Officers	91	±1	22	±1	
O1-O3	91	±1	24	±2	
O4-O6	91	±1	19	±1	
Reserve Unit	89	±1	24	±1	
AGR/FTS/AR	93	±1	26	±1	
IMA	91	±2	12	±2	
Non-Hispanic White	90	±1	25	±1	
Total Minority	89	±1	22	±1	
Experienced SH	100	±0	100	±0	
Experienced GD	100	±0	100	±0	
Not Experienced SH/GD	100	±0	0	±0	
Experienced SA	96	±2	78	±4	
Not Experienced SA	90	±1	22	±1	

Note. Percent responding are Reserve component members who answered the question. Sex-based MEO Prevalence Rate indicates the percentage of members who experienced one of these behaviors in the 12 months before responding to the survey (Q6-Q21) and met the legal requirement criteria to be considered an MEO violation (Q22-Q50). The overall Cronbach's coefficient alpha = 0.84 (males = 0.84 and females = 0.84). Cronbach's coefficient alpha ranges in values from 0 to 1. Values of 0.70 or greater indicate high reliability, meaning the items are internally consistent.

50. Continued	Percent Responding		Percentages	Max ME	Percentage Reporting Yes
			Incidence Rate		
National Guard	90	±1	25	±1	
ARNG	89	±1	28	±2	
Enlisted	89	±1	28	±2	
Officers	92	±2	30	±2	
ANG	92	±1	17	±1	
Enlisted	93	±1	16	±1	
Officers	92	±2	20	±2	
Reserve	89	±1	22	±1	
USAR	88	±1	26	±2	
Enlisted	87	±2	27	±2	
Officers	91	±1	23	±2	
USNR	89	±2	20	±2	
Enlisted	89	±2	22	±3	
Officers	89	±2	14	±2	
USMCR	91	±5	32	±8	
USAFR	92	±1	14	±1	
Enlisted	92	±1	14	±2	
Officers	91	±2	13	±2	
MALES	90	±1	5	±1	
Enlisted	89	±1	6	±1	
E1–E4	88	±1	7	±1	
E5–E9	91	±1	5	±1	
Officers	92	±1	4	±1	
O1–O3	92	±1	5	±1	
O4–O6	92	±1	3	±1	
Reserve Unit	89	±1	5	±1	
AGR/FTS/AR	94	±1	5	±1	
IMA	92	±2	2	±2	
Non-Hispanic White	90	±1	5	±1	
Total Minority	89	±1	5	±1	
Experienced SH	100	±0	100	±0	
Experienced GD	100	±0	100	±0	
Not Experienced SH/GD	100	±0	0	±0	
Experienced SA	97	±3	80	±8	
Not Experienced SA	90	±1	5	±1	
National Guard	90	±1	6	±1	
ARNG	89	±1	6	±1	
Enlisted	88	±1	6	±1	
Officers	93	±1	5	±1	
ANG	93	±1	3	±1	
Enlisted	93	±1	3	±1	
Officers	93	±1	3	±1	
Reserve	90	±1	5	±1	
USAR	89	±1	6	±1	
Enlisted	89	±1	7	±1	
Officers	91	±1	4	±1	
USNR	89	±2	4	±1	
Enlisted	88	±2	5	±1	
Officers	92	±2	3	±1	
USMCR	91	±2	4	±1	
Enlisted	90	±2	4	±1	
Officers	92	±2	3	±2	
USAFR	93	±1	3	±1	
Enlisted	92	±1	3	±1	
Officers	94	±2	3	±1	


















































54. Would you consider that experience to be...

- a. Hostile work environment? For example, unwelcome sexual advances, used language/behavior/jokes of a sexual nature, or offensive physical conduct.

	Percent Responding		Percentages	Max ME	Percentage Reporting Yes
			Yes		
TOTAL DOD	6	±1	57	±3	
National Guard	6	±1	57	±4	
ARNG	7	±1	59	±4	
ANG	4	±1	49	±5	
Reserve	6	±1	56	±4	
USAR	8	±1	57	±5	
USNR	5	±1	53	±7	
USMCR	3	±1	46	±12	
USAFR	4	±1	58	±5	
Enlisted	6	±1	57	±3	
E1-E4	7	±1	55	±5	
E1-E3	6	±1	46	±8	
E4	8	±1	60	±5	
E5-E9	6	±1	59	±3	
Officers	4	±1	56	±4	
O1-O3	6	±1	54	±5	
O4-O6	3	±1	58	±5	
W1-W5	4	±1	58	±11	
Reserve Unit	6	±1	57	±3	
AGR/FTS/AR	6	±1	58	±4	
IMA	3	±1	63	±11	
Non-Hispanic White	6	±1	58	±4	
Total Minority	7	±1	55	±4	
FEMALES	16	±1	56	±3	
Enlisted	16	±1	57	±3	
E1-E4	16	±2	55	±5	
E5-E9	16	±1	59	±3	
Officers	13	±1	53	±4	
O1-O3	16	±2	53	±5	
O4-O6	10	±1	52	±5	
Reserve Unit	16	±1	56	±3	
AGR/FTS/AR	17	±1	59	±3	
IMA	7	±2	60	±11	
Non-Hispanic White	17	±1	56	±3	
Total Minority	14	±1	57	±4	
Experienced SH	97	±1	56	±3	
Experienced GD	58	±3	62	±4	
Not Experienced SH/GD	NA		NA		
Experienced SA	70	±6	73	±7	
Not Experienced SA	14	±1	55	±3	

Note. Percent responding are Reserve component members who answered the question and who indicated they experienced a sexually hostile work environment (Q6-Q17 and Q22-Q46). Members were instructed to select the one situation in the past 12 months that had the greatest effect on them.

NA: Not applicable

































54a. Continued	Percent Responding		Percentages	Max ME	Percentage Reporting Yes
			Yes		
National Guard	16	±1	55	±4	
ARNG	19	±2	56	±4	
Enlisted	19	±2	57	±5	
Officers	17	±2	53	±5	
ANG	10	±1	48	±5	
Enlisted	10	±1	48	±5	
Officers	10	±2	46	±8	
Reserve	15	±1	58	±4	
USAR	17	±2	61	±5	
Enlisted	18	±2	61	±5	
Officers	15	±2	57	±7	
USNR	13	±2	51	±7	
Enlisted	14	±3	51	±8	
Officers	7	±2	51	±12	
USMCR	22	±8	NR		
USAFR	9	±1	52	±5	
Enlisted	10	±1	52	±6	
Officers	8	±2	55	±8	
MALES	4	±1	57	±4	
Enlisted	4	±1	57	±5	
E1-E4	5	±1	55	±7	
E5-E9	3	±1	59	±5	
Officers	2	±1	59	±7	
O1-O3	3	±1	55	±10	
O4-O6	2	±1	67	±10	
Reserve Unit	4	±1	57	±5	
AGR/FTS/AR	3	±1	56	±9	
IMA	1	±1	NR		
Non-Hispanic White	4	±1	60	±5	
Total Minority	4	±1	52	±7	
Experienced SH	97	±2	57	±4	
Experienced GD	47	±6	73	±9	
Not Experienced SH/GD	NA		NA		
Experienced SA	74	±9	79	±12	
Not Experienced SA	3	±1	54	±5	
National Guard	4	±1	59	±6	
ARNG	4	±1	61	±7	
Enlisted	5	±1	61	±7	
Officers	3	±1	63	±12	
ANG	2	±1	51	±8	
Enlisted	2	±1	51	±9	
Officers	2	±1	51	±15	
Reserve	4	±1	53	±6	
USAR	5	±1	53	±8	
Enlisted	5	±1	52	±9	
Officers	3	±1	56	±12	
USNR	3	±1	56	±13	
Enlisted	3	±1	53	±14	
Officers	1	±1	NR		
USMCR	2	±1	39	±15	
Enlisted	2	±1	40	±16	
Officers	1	±1	NR		
USAFR	2	±1	67	±11	
Enlisted	2	±1	69	±12	
Officers	1	±1	NR		

NR: Not reportable

NA: Not applicable

54. Would you consider that experience to be...

b. Quid pro quo? For example, someone implied preferential treatment in exchange for your sexual cooperation.













	Percent Responding		Percentages	Max ME	Percentage Reporting Yes
			Yes		
TOTAL DOD	0	±1	64	±8	
National Guard	0	±1	60	±12	
ARNG	0	±1	61	±13	
ANG	0	±1	NR		
Reserve	1	±1	66	±11	
USAR	1	±1	68	±14	
USNR	0	±1	85	±16	
USMCR	0	±1	NR		
USAFR	0	±1	NR		
Enlisted	0	±1	64	±9	
E1-E4	1	±1	59	±14	
E1-E3	0	±1	NR		
E4	1	±1	60	±16	
E5-E9	0	±1	69	±10	
Officers	0	±1	62	±12	
O1-O3	0	±1	57	±16	
O4-O6	0	±1	71	±15	
W1-W5	0	±1	NR		
Reserve Unit	0	±1	63	±9	
AGR/FTS/AR	0	±1	69	±13	
IMA	0	±1	NR		
Non-Hispanic White	0	±1	63	±11	
Total Minority	1	±1	64	±12	
FEMALES	1	±1	61	±8	
Enlisted	2	±1	62	±9	
E1-E4	2	±1	54	±15	
E5-E9	2	±1	70	±10	
Officers	1	±1	52	±11	
O1-O3	1	±1	53	±15	
O4-O6	1	±1	48	±16	
Reserve Unit	1	±1	60	±9	
AGR/FTS/AR	1	±1	72	±10	
IMA	0	±1	NR		
Non-Hispanic White	1	±1	53	±12	
Total Minority	1	±1	70	±11	
Experienced SH	9	±2	61	±8	
Experienced GD	9	±2	62	±10	
Not Experienced SH/GD	NA		NA		
Experienced SA	15	±4	64	±15	
Not Experienced SA	1	±1	61	±10	

Note. Percent responding are Reserve component members who answered the question and who indicated they experienced sexual quid pro quo (Q18/Q19-Q47/Q48).

Members were instructed to select the one situation in the past 12 months that had the greatest effect on them.

NR: Not reportable

NA: Not applicable







































54b. Continued	Percent Responding		Percentages	Max ME	Percentage Reporting Yes
			Yes		
National Guard	1	±1	60	±11	
ARNG	2	±1	60	±13	
Enlisted	2	±1	61	±14	
Officers	1	±1	NR		
ANG	1	±1	NR		
Enlisted	1	±1	NR		
Officers	1	±1	NR		
Reserve	1	±1	63	±12	
USAR	2	±1	64	±15	
Enlisted	2	±1	65	±17	
Officers	1	±1	NR		
USNR	1	±1	NR		
Enlisted	2	±1	NR		
Officers	0	±1	NR		
USMCR	2	±3	NR		
USAFR	0	±1	NR		
Enlisted	0	±1	NR		
Officers	0	±1	NR		
MALES	0	±1	67	±16	
Enlisted	0	±1	66	±17	
E1-E4	0	±1	NR		
E5-E9	0	±1	NR		
Officers	0	±1	NR		
O1-O3	0	±1	NR		
O4-O6	0	±1	NR		
Reserve Unit	0	±1	67	±17	
AGR/FTS/AR	0	±1	NR		
IMA	0	±1	NR		
Non-Hispanic White	0	±1	NR		
Total Minority	0	±1	NR		
Experienced SH	6	±2	67	±16	
Experienced GD	10	±4	76	±18	
Not Experienced SH/GD	NA		NA		
Experienced SA	17	±9	90	±16	
Not Experienced SA	0	±1	NR		
National Guard	0	±1	NR		
ARNG	0	±1	NR		
Enlisted	0	±1	NR		
Officers	0	±1	NR		
ANG	0	±1	NR		
Enlisted	0	±1	NR		
Officers	0	±1	NR		
Reserve	0	±1	NR		
USAR	0	±1	NR		
Enlisted	0	±1	NR		
Officers	0	±1	NR		
USNR	0	±1	NR		
Enlisted	0	±1	NR		
Officers	0	±1	NR		
USMCR	0	±1	NR		
Enlisted	0	±1	NR		
Officers	NA		NA		
USAFR	0	±1	NR		
Enlisted	0	±1	NR		
Officers	NA		NA		

NR: Not reportable

NA: Not applicable

54. Would you consider that experience to be...















































c. Gender discrimination? For example, mistreated you because of your gender or exposed you to language/ behaviors that conveyed offensive or condescending gender-based attitudes.

	Percent Responding		Percentages	Max ME	Percentage Reporting Yes
			Yes		
TOTAL DOD	3	±1	85	±3	
National Guard	3	±1	84	±4	
ARNG	3	±1	84	±4	
ANG	2	±1	83	±4	
Reserve	3	±1	87	±3	
USAR	4	±1	89	±4	
USNR	3	±1	84	±6	
USMCR	1	±1	NR		
USAFR	2	±1	86	±5	
Enlisted	3	±1	84	±3	
E1-E4	3	±1	83	±6	
E1-E3	2	±1	79	±13	
E4	3	±1	84	±6	
E5-E9	3	±1	85	±3	
Officers	4	±1	88	±3	
O1-O3	4	±1	89	±4	
O4-O6	3	±1	87	±4	
W1-W5	3	±1	88	±9	
Reserve Unit	3	±1	85	±3	
AGR/FTS/AR	5	±1	86	±3	
IMA	2	±1	95	±8	
Non-Hispanic White	3	±1	86	±3	
Total Minority	3	±1	83	±4	
FEMALES	10	±1	89	±2	
Enlisted	10	±1	89	±2	
E1-E4	8	±1	88	±5	
E5-E9	12	±1	89	±2	
Officers	12	±1	91	±2	
O1-O3	12	±2	92	±3	
O4-O6	12	±1	89	±3	
Reserve Unit	10	±1	89	±2	
AGR/FTS/AR	15	±1	89	±2	
IMA	6	±2	96	±6	
Non-Hispanic White	12	±1	90	±3	
Total Minority	9	±1	88	±3	
Experienced SH	38	±3	93	±2	
Experienced GD	98	±1	89	±2	
Not Experienced SH/GD	NA		NA		
Experienced SA	35	±6	91	±7	
Not Experienced SA	10	±1	89	±2	

Note. Percent responding are Reserve component members who answered the question and who indicated they experienced gender discrimination (Q20/Q21-Q49/Q50). Members were instructed to select the one situation in the past 12 months that had the greatest effect on them.

NR: Not reportable

NA: Not applicable

54c. Continued	Percent Responding		Percentages	Max ME	Percentage Reporting Yes
			Yes		
National Guard	11	±1	89	±3	
ARNG	12	±1	89	±4	
Enlisted	11	±2	89	±4	
Officers	17	±2	90	±3	
ANG	8	±1	87	±3	
Enlisted	7	±1	85	±4	
Officers	12	±2	92	±4	
Reserve	10	±1	90	±3	
USAR	11	±2	92	±3	
Enlisted	11	±2	91	±4	
Officers	12	±2	94	±4	
USNR	9	±2	84	±6	
Enlisted	9	±2	85	±7	
Officers	9	±2	80	±9	
USMCR	14	±7	97	±5	
USAFR	6	±1	88	±5	
Enlisted	6	±1	88	±6	
Officers	7	±2	88	±6	
MALES	2	±1	78	±5	
Enlisted	2	±1	77	±6	
E1-E4	1	±1	74	±13	
E5-E9	2	±1	79	±7	
Officers	2	±1	84	±6	
O1-O3	2	±1	84	±11	
O4-O6	2	±1	84	±9	
Reserve Unit	1	±1	78	±6	
AGR/FTS/AR	2	±1	82	±8	
IMA	1	±1	NR		
Non-Hispanic White	2	±1	80	±7	
Total Minority	2	±1	74	±10	
Experienced SH	19	±4	84	±8	
Experienced GD	98	±2	78	±5	
Not Experienced SH/GD	NA		NA		
Experienced SA	25	±10	NR		
Not Experienced SA	1	±1	77	±6	
National Guard	2	±1	76	±8	
ARNG	2	±1	77	±9	
Enlisted	2	±1	76	±11	
Officers	2	±1	80	±11	
ANG	1	±1	75	±10	
Enlisted	1	±1	75	±12	
Officers	1	±1	NR		
Reserve	2	±1	81	±7	
USAR	2	±1	84	±10	
Enlisted	2	±1	82	±12	
Officers	2	±1	93	±9	
USNR	1	±1	82	±13	
Enlisted	1	±1	82	±16	
Officers	1	±1	NR		
USMCR	1	±1	NR		
Enlisted	1	±1	NR		
Officers	1	±1	NR		
USAFR	1	±1	84	±12	
Enlisted	1	±1	81	±15	
Officers	1	±1	NR		

NR: Not reportable

NA: Not applicable

55. Was/Were the upsetting experience(s) the result of behavior by one person, a group of people in the same setting, or different people in different situations?

1. One person

2. A group of people in the same setting

3. Different people in different situations

	Percent Responding		Percentages			Max ME
			1	2	3	
TOTAL DOD	8	±1	42	23	35	±2
National Guard	8	±1	42	23	35	±3
ARNG	8	±1	42	23	35	±4
ANG	5	±1	42	22	36	±4
Reserve	8	±1	42	24	35	±3
USAR	10	±1	42	24	34	±4
USNR	7	±1	39	22	39	±6
USMCR	4	±1	33	27	41	±11
USAFR	5	±1	44	23	32	±5
Enlisted	8	±1	42	23	35	±3
E1-E4	8	±1	41	25	34	±4
E1-E3	7	±1	41	23	36	±8
E4	9	±1	41	27	33	±5
E5-E9	7	±1	43	21	36	±3
Officers	7	±1	42	23	36	±3
O1-O3	8	±1	41	23	37	±4
O4-O6	6	±1	42	21	36	±4
W1-W5	6	±1	44	27	30	±9
Reserve Unit	8	±1	42	24	35	±3
AGR/FTS/AR	9	±1	44	18	38	±4
IMA	5	±1	46	16	38	±10
Non-Hispanic White	7	±1	42	24	34	±3
Total Minority	8	±1	41	23	36	±3
FEMALES	20	±1	41	20	39	±2
Enlisted	20	±1	41	20	38	±3
E1-E4	19	±2	43	21	35	±5
E5-E9	22	±1	39	20	41	±2
Officers	20	±1	38	21	41	±3
O1-O3	22	±2	39	19	42	±4
O4-O6	17	±1	36	23	41	±3
Reserve Unit	20	±1	41	21	38	±3
AGR/FTS/AR	24	±1	38	17	45	±3
IMA	11	±2	41	16	43	±10
Non-Hispanic White	22	±1	41	20	39	±3
Total Minority	18	±1	41	21	38	±3
Experienced SH	100	±1	43	19	38	±3
Experienced GD	100	±1	30	25	45	±3
Not Experienced SH/GD	NA		NA	NA	NA	
Experienced SA	74	±6	39	12	49	±7
Not Experienced SA	19	±1	41	22	38	±2

Note. Percent responding are Reserve component members who answered the question and who indicated they experienced a sex-based MEO violation (Q6-Q50).

NA: Not applicable

55. Continued	Percent Responding		Percentages			Max ME
			1	2	3	
National Guard	22	±2	40	19	41	±3
ARNG	24	±2	40	19	41	±4
Enlisted	24	±2	41	18	41	±4
Officers	27	±2	35	20	44	±4
ANG	15	±1	41	21	39	±4
Enlisted	15	±1	42	20	37	±4
Officers	18	±2	33	22	45	±6
Reserve	19	±1	41	22	37	±3
USAR	22	±2	41	23	36	±4
Enlisted	22	±2	41	23	35	±5
Officers	21	±2	41	19	40	±6
USNR	17	±2	40	18	41	±6
Enlisted	18	±3	41	16	42	±7
Officers	14	±3	35	28	37	±9
USMCR	26	±8	21	NR	NR	±15
USAFR	13	±1	45	22	32	±4
Enlisted	13	±2	45	22	32	±5
Officers	11	±2	46	22	32	±7
MALES	5	±1	43	26	31	±4
Enlisted	5	±1	42	26	31	±4
E1–E4	6	±1	39	29	32	±7
E5–E9	4	±1	46	23	31	±4
Officers	4	±1	46	25	29	±6
O1–O3	4	±1	43	28	29	±8
O4–O6	3	±1	49	20	31	±8
Reserve Unit	5	±1	42	27	31	±4
AGR/FTS/AR	5	±1	51	19	30	±7
IMA	2	±1	NR	NR	NR	
Non-Hispanic White	5	±1	44	27	30	±5
Total Minority	5	±1	42	25	33	±6
Experienced SH	99	±1	44	26	30	±4
Experienced GD	100	±1	36	28	36	±6
Not Experienced SH/GD	NA		NA	NA	NA	
Experienced SA	77	±9	37	25	38	±13
Not Experienced SA	4	±1	44	26	30	±4
National Guard	5	±1	44	26	30	±5
ARNG	5	±1	44	27	30	±6
Enlisted	5	±1	43	27	30	±6
Officers	4	±1	47	25	28	±9
ANG	3	±1	43	24	33	±7
Enlisted	3	±1	42	25	33	±8
Officers	3	±1	48	22	30	±12
Reserve	5	±1	42	26	32	±5
USAR	6	±1	43	26	31	±7
Enlisted	6	±1	43	26	31	±8
Officers	4	±1	45	24	31	±10
USNR	4	±1	38	27	35	±11
Enlisted	4	±1	38	24	38	±12
Officers	2	±1	41	38	NR	±16
USMCR	3	±1	37	27	35	±13
Enlisted	3	±1	36	28	36	±14
Officers	2	±2	NR	NR	NR	
USAFR	3	±1	43	25	32	±9
Enlisted	3	±1	42	28	31	±11
Officers	3	±1	48	16	36	±15

NR: Not reportable

NA: Not applicable

56. Was the upsetting behavior in that situation due to one person or a group of people?

1. One person

2. A group of people

	Percent Responding		Percentages		Max ME
			1	2	
TOTAL DOD	3	±1	54	46	±4
National Guard	3	±1	54	46	±5
ARNG	3	±1	54	46	±6
ANG	2	±1	55	45	±6
Reserve	3	±1	53	47	±5
USAR	3	±1	56	44	±6
USNR	3	±1	50	50	±9
USMCR	2	±1	NR	NR	
USAFR	2	±1	49	51	±8
Enlisted	3	±1	54	46	±4
E1-E4	3	±1	58	42	±7
E1-E3	3	±1	58	42	±12
E4	3	±1	58	42	±8
E5-E9	3	±1	51	49	±4
Officers	2	±1	51	49	±5
O1-O3	3	±1	55	45	±7
O4-O6	2	±1	46	54	±6
W1-W5	2	±1	47	53	±14
Reserve Unit	3	±1	54	46	±4
AGR/FTS/AR	3	±1	51	49	±5
IMA	2	±1	62	38	±14
Non-Hispanic White	2	±1	53	47	±5
Total Minority	3	±1	55	45	±5
FEMALES	8	±1	60	40	±3
Enlisted	8	±1	61	39	±4
E1-E4	7	±1	65	35	±7
E5-E9	9	±1	57	43	±4
Officers	8	±1	55	45	±4
O1-O3	9	±1	57	43	±6
O4-O6	7	±1	52	48	±5
Reserve Unit	8	±1	61	39	±4
AGR/FTS/AR	11	±1	55	45	±4
IMA	5	±2	60	40	±15
Non-Hispanic White	9	±1	58	42	±4
Total Minority	7	±1	61	39	±5
Experienced SH	37	±3	64	36	±4
Experienced GD	45	±3	53	47	±4
Not Experienced SH/GD	NA		NA	NA	
Experienced SA	36	±6	69	31	±10
Not Experienced SA	7	±1	58	42	±4

Note. Percent responding are Reserve component members who answered the question, who indicated they experienced a sex-based MEO violation (Q6-Q50), and who indicated the behaviors involved different people in different situations (Q55).

NR: Not reportable

NA: Not applicable

56. Continued	Percent Responding		Percentages		Max ME
			1	2	
National Guard	9	±1	60	40	±5
ARNG	10	±1	60	40	±5
Enlisted	9	±2	62	38	±6
Officers	12	±2	49	51	±6
ANG	6	±1	60	40	±5
Enlisted	5	±1	61	39	±6
Officers	8	±2	56	44	±8
Reserve	7	±1	59	41	±5
USAR	8	±1	62	38	±6
Enlisted	8	±2	62	38	±7
Officers	8	±2	60	40	±9
USNR	7	±2	52	48	±9
Enlisted	8	±2	52	48	±10
Officers	5	±2	56	44	±14
USMCR	14	±7	NR	NR	
USAFR	4	±1	53	47	±8
Enlisted	4	±1	51	49	±9
Officers	4	±1	60	40	±11
MALES	1	±1	46	54	±7
Enlisted	1	±1	47	53	±7
E1–E4	2	±1	51	49	±11
E5–E9	1	±1	41	59	±8
Officers	1	±1	44	56	±10
O1–O3	1	±1	50	50	±15
O4–O6	1	±1	37	63	±13
Reserve Unit	1	±1	47	53	±7
AGR/FTS/AR	1	±1	43	57	±14
IMA	1	±1	NR	NR	
Non-Hispanic White	1	±1	46	54	±8
Total Minority	2	±1	47	53	±10
Experienced SH	29	±4	49	51	±8
Experienced GD	36	±6	38	62	±10
Not Experienced SH/GD	NA		NA	NA	
Experienced SA	29	±10	NR	NR	
Not Experienced SA	1	±1	44	56	±7
National Guard	1	±1	47	53	±9
ARNG	2	±1	46	54	±10
Enlisted	2	±1	47	53	±11
Officers	1	±1	41	59	±16
ANG	1	±1	48	52	±12
Enlisted	1	±1	47	53	±13
Officers	1	±1	NR	NR	
Reserve	1	±1	46	54	±9
USAR	2	±1	48	52	±12
Enlisted	2	±1	48	52	±13
Officers	1	±1	NR	NR	
USNR	1	±1	NR	NR	
Enlisted	2	±1	NR	NR	
Officers	0	±1	NR	NR	
USMCR	1	±1	NR	NR	
Enlisted	1	±1	NR	NR	
Officers	1	±1	NR	NR	
USAFR	1	±1	43	57	±17
Enlisted	1	±1	NR	NR	
Officers	1	±1	NR	NR	

NR: Not reportable

NA: Not applicable

57. What was the gender of the person(s)?

1. Men

2. Women

3. A mix of men and women

	Percent Responding		Percentages			Max ME
			1	2	3	
TOTAL DOD	8	±1	69	11	19	±2
National Guard	8	±1	70	11	19	±3
ARNG	8	±1	70	11	19	±4
ANG	5	±1	70	11	19	±4
Reserve	8	±1	69	11	20	±3
USAR	10	±1	68	11	22	±4
USNR	7	±1	69	11	20	±6
USMCR	4	±1	74	14	12	±11
USAFR	5	±1	71	12	17	±4
Enlisted	8	±1	69	11	20	±3
E1-E4	8	±1	72	8	19	±4
E1-E3	7	±1	73	10	17	±8
E4	9	±1	72	7	21	±5
E5-E9	7	±1	66	13	21	±3
Officers	7	±1	70	15	15	±3
O1-O3	8	±1	74	14	12	±4
O4-O6	6	±1	66	16	19	±4
W1-W5	6	±1	61	16	23	±9
Reserve Unit	8	±1	70	11	19	±3
AGR/FTS/AR	9	±1	65	16	19	±4
IMA	5	±1	67	16	17	±11
Non-Hispanic White	7	±1	70	12	18	±3
Total Minority	8	±1	69	9	22	±3
FEMALES	20	±1	84	2	14	±2
Enlisted	20	±1	83	2	14	±2
E1-E4	19	±2	83	2	15	±4
E5-E9	22	±1	83	3	14	±2
Officers	20	±1	88	3	10	±2
O1-O3	22	±2	89	2	9	±3
O4-O6	17	±1	87	3	10	±3
Reserve Unit	20	±1	84	2	14	±2
AGR/FTS/AR	24	±1	85	3	12	±2
IMA	11	±2	86	2	12	±7
Non-Hispanic White	22	±1	86	2	11	±2
Total Minority	18	±1	82	2	16	±3
Experienced SH	100	±1	84	2	13	±2
Experienced GD	100	±1	82	2	16	±2
Not Experienced SH/GD	NA		NA	NA	NA	
Experienced SA	74	±6	83	1	16	±6
Not Experienced SA	19	±1	84	3	13	±2

Note. Percent responding are Reserve component members who answered the question and who indicated they experienced a sex-based MEO violation (Q6-Q50).

NA: Not applicable








































57. Continued	Percent Responding		Percentages			Max ME
			1	2	3	
National Guard	22	±2	85	2	13	±3
ARNG	24	±2	85	2	13	±3
Enlisted	24	±2	84	2	14	±3
Officers	27	±2	88	3	9	±3
ANG	15	±1	85	3	11	±3
Enlisted	15	±1	85	4	12	±3
Officers	18	±2	89	1	10	±5
Reserve	19	±1	83	3	14	±3
USAR	22	±2	83	2	15	±3
Enlisted	22	±2	82	2	16	±4
Officers	21	±2	88	2	10	±3
USNR	17	±2	85	2	13	±5
Enlisted	18	±3	84	2	13	±5
Officers	14	±3	87	2	11	±7
USMCR	26	±8	NR	NR	3	±5
USAFR	13	±1	82	4	14	±4
Enlisted	13	±2	82	3	15	±4
Officers	11	±2	84	6	10	±6
MALES	5	±1	54	20	25	±4
Enlisted	5	±1	56	19	26	±4
E1–E4	6	±1	63	14	24	±7
E5–E9	4	±1	47	25	28	±4
Officers	4	±1	47	31	23	±6
O1–O3	4	±1	52	31	17	±8
O4–O6	3	±1	40	31	28	±8
Reserve Unit	5	±1	56	19	25	±4
AGR/FTS/AR	5	±1	39	33	28	±7
IMA	2	±1	NR	NR	NR	
Non-Hispanic White	5	±1	55	21	23	±5
Total Minority	5	±1	53	18	29	±6
Experienced SH	100	±1	62	15	23	±4
Experienced GD	99	±1	20	41	39	±6
Not Experienced SH/GD	NA		NA	NA	NA	
Experienced SA	77	±9	48	24	28	±13
Not Experienced SA	4	±1	56	20	24	±4
National Guard	5	±1	57	19	24	±5
ARNG	5	±1	57	19	23	±6
Enlisted	5	±1	59	18	24	±6
Officers	4	±1	48	31	21	±9
ANG	3	±1	52	20	28	±7
Enlisted	3	±1	51	21	28	±8
Officers	3	±1	57	14	28	±12
Reserve	5	±1	51	21	27	±5
USAR	6	±1	50	21	29	±7
Enlisted	6	±1	51	19	29	±8
Officers	4	±1	44	30	27	±10
USNR	4	±1	48	23	29	±11
Enlisted	4	±1	49	18	33	±12
Officers	2	±1	42	NR	9	±16
USMCR	3	±1	67	18	15	±14
Enlisted	3	±1	69	17	14	±15
Officers	2	±2	NR	NR	NR	
USAFR	3	±1	52	26	22	±9
Enlisted	3	±1	54	23	22	±10
Officers	3	±1	42	36	23	±16

NR: Not reportable

NA: Not applicable



















































58. Was/Were the person(s) who acted this way...

a. One of your work supervisors?

	Percent Responding		Percentages	Max ME	Percentage Reporting Yes
			Yes		
TOTAL DOD	7	±1	45	±2	
National Guard	7	±1	45	±3	
ARNG	8	±1	45	±4	
ANG	5	±1	46	±4	
Reserve	8	±1	46	±3	
USAR	9	±1	45	±4	
USNR	6	±1	49	±6	
USMCR	4	±1	43	±11	
USAFR	5	±1	44	±5	
Enlisted	8	±1	45	±3	
E1-E4	8	±1	43	±4	
E1-E3	7	±1	37	±8	
E4	9	±1	46	±5	
E5-E9	7	±1	47	±3	
Officers	7	±1	47	±3	
O1-O3	8	±1	44	±4	
O4-O6	5	±1	52	±4	
W1-W5	6	±1	42	±9	
Reserve Unit	7	±1	44	±3	
AGR/FTS/AR	8	±1	54	±4	
IMA	4	±1	45	±10	
Non-Hispanic White	7	±1	45	±3	
Total Minority	8	±1	46	±3	
FEMALES	20	±1	47	±2	
Enlisted	20	±1	46	±3	
E1-E4	19	±2	44	±5	
E5-E9	21	±1	48	±3	
Officers	19	±1	49	±3	
O1-O3	21	±2	46	±4	
O4-O6	17	±1	55	±4	
Reserve Unit	20	±1	46	±3	
AGR/FTS/AR	24	±1	54	±3	
IMA	11	±2	49	±9	
Non-Hispanic White	22	±1	46	±3	
Total Minority	18	±1	48	±3	
Experienced SH	98	±1	44	±3	
Experienced GD	98	±1	62	±3	
Not Experienced SH/GD	NA		NA		
Experienced SA	73	±6	42	±7	
Not Experienced SA	19	±1	47	±3	

Note. Percent responding are Reserve component members who answered the question and who indicated they experienced a sex-based MEO violation (Q6-Q50).

NA: Not applicable








































58a. Continued	Percent Responding		Percentages	Max ME	Percentage Reporting Yes
			Yes		
National Guard	21	±2	46	±3	
ARNG	23	±2	46	±4	
Enlisted	23	±2	45	±4	
Officers	26	±2	50	±4	
ANG	15	±1	48	±4	
Enlisted	14	±1	47	±4	
Officers	18	±2	54	±6	
Reserve	19	±1	47	±3	
USAR	22	±2	47	±4	
Enlisted	22	±2	47	±5	
Officers	20	±2	47	±5	
USNR	17	±2	49	±6	
Enlisted	18	±3	49	±7	
Officers	13	±3	51	±9	
USMCR	26	±8	NR		
USAFR	12	±1	45	±4	
Enlisted	13	±2	43	±5	
Officers	11	±2	51	±7	
MALES	5	±1	44	±4	
Enlisted	5	±1	44	±4	
E1-E4	5	±1	42	±7	
E5-E9	4	±1	46	±4	
Officers	4	±1	44	±6	
O1-O3	4	±1	41	±8	
O4-O6	3	±1	50	±8	
Reserve Unit	5	±1	43	±4	
AGR/FTS/AR	5	±1	53	±7	
IMA	2	±1	NR		
Non-Hispanic White	4	±1	44	±5	
Total Minority	5	±1	43	±6	
Experienced SH	96	±2	42	±4	
Experienced GD	97	±2	62	±6	
Not Experienced SH/GD	NA		NA		
Experienced SA	77	±9	51	±13	
Not Experienced SA	4	±1	43	±4	
National Guard	5	±1	44	±5	
ARNG	5	±1	44	±6	
Enlisted	5	±1	44	±7	
Officers	4	±1	42	±9	
ANG	3	±1	44	±7	
Enlisted	3	±1	44	±8	
Officers	3	±1	43	±12	
Reserve	4	±1	44	±5	
USAR	6	±1	44	±7	
Enlisted	6	±1	43	±8	
Officers	4	±1	50	±10	
USNR	3	±1	48	±10	
Enlisted	4	±1	48	±12	
Officers	2	±1	NR		
USMCR	3	±1	38	±13	
Enlisted	3	±1	39	±14	
Officers	2	±2	NR		
USAFR	3	±1	42	±9	
Enlisted	3	±1	43	±11	
Officers	3	±1	41	±15	

NR: Not reportable

NA: Not applicable




















































58. Was/Were the person(s) who acted this way...

b. One of your unit leaders?

	Percent Responding		Percentages	Max ME	Percentage Reporting Yes
			Yes		
TOTAL DOD	7	±1	47	±2	
National Guard	7	±1	45	±3	
ARNG	8	±1	46	±4	
ANG	5	±1	42	±4	
Reserve	8	±1	49	±3	
USAR	9	±1	51	±4	
USNR	6	±1	48	±6	
USMCR	4	±1	43	±11	
USAFR	5	±1	46	±5	
Enlisted	8	±1	47	±3	
E1-E4	8	±1	43	±4	
E1-E3	7	±1	37	±8	
E4	9	±1	46	±5	
E5-E9	7	±1	50	±3	
Officers	7	±1	51	±3	
O1-O3	8	±1	48	±4	
O4-O6	5	±1	55	±4	
W1-W5	5	±1	48	±9	
Reserve Unit	7	±1	46	±3	
AGR/FTS/AR	9	±1	53	±4	
IMA	4	±1	44	±10	
Non-Hispanic White	7	±1	45	±3	
Total Minority	8	±1	50	±3	
FEMALES	20	±1	51	±2	
Enlisted	20	±1	50	±3	
E1-E4	19	±2	45	±5	
E5-E9	21	±1	54	±3	
Officers	19	±1	55	±3	
O1-O3	21	±2	52	±4	
O4-O6	17	±1	60	±3	
Reserve Unit	20	±1	50	±3	
AGR/FTS/AR	24	±1	58	±3	
IMA	10	±2	43	±9	
Non-Hispanic White	22	±1	49	±3	
Total Minority	18	±1	53	±3	
Experienced SH	98	±1	48	±3	
Experienced GD	98	±1	67	±3	
Not Experienced SH/GD	NA		NA		
Experienced SA	73	±6	50	±7	
Not Experienced SA	19	±1	51	±3	

Note. Percent responding are Reserve component members who answered the question and who indicated they experienced a sex-based MEO violation (Q6-Q50).

NA: Not applicable








































58b. Continued	Percent Responding		Percentages	Max ME	Percentage Reporting Yes
			Yes		
National Guard	21	±2	50	±3	
ARNG	24	±2	51	±4	
Enlisted	23	±2	50	±4	
Officers	27	±2	56	±4	
ANG	15	±1	46	±4	
Enlisted	14	±1	42	±4	
Officers	18	±2	64	±6	
Reserve	19	±1	52	±3	
USAR	22	±2	54	±4	
Enlisted	22	±2	55	±5	
Officers	20	±2	54	±6	
USNR	17	±2	50	±6	
Enlisted	18	±3	49	±7	
Officers	13	±3	51	±9	
USMCR	25	±8	NR		
USAFR	12	±1	48	±4	
Enlisted	13	±2	46	±5	
Officers	11	±2	53	±7	
MALES	5	±1	43	±4	
Enlisted	5	±1	43	±4	
E1-E4	5	±1	41	±7	
E5-E9	4	±1	45	±4	
Officers	4	±1	45	±6	
O1-O3	4	±1	42	±8	
O4-O6	3	±1	49	±8	
Reserve Unit	5	±1	43	±4	
AGR/FTS/AR	5	±1	47	±7	
IMA	2	±1	NR		
Non-Hispanic White	5	±1	42	±5	
Total Minority	5	±1	45	±6	
Experienced SH	97	±2	41	±4	
Experienced GD	98	±1	63	±6	
Not Experienced SH/GD	NA		NA		
Experienced SA	75	±9	58	±13	
Not Experienced SA	4	±1	41	±4	
National Guard	5	±1	41	±5	
ARNG	5	±1	42	±6	
Enlisted	5	±1	42	±6	
Officers	4	±1	41	±9	
ANG	3	±1	37	±7	
Enlisted	3	±1	34	±8	
Officers	3	±1	53	±12	
Reserve	4	±1	46	±5	
USAR	6	±1	46	±7	
Enlisted	6	±1	46	±8	
Officers	4	±1	45	±10	
USNR	4	±1	46	±10	
Enlisted	4	±1	43	±12	
Officers	2	±1	59	±16	
USMCR	3	±1	48	±13	
Enlisted	3	±1	49	±14	
Officers	2	±2	NR		
USAFR	3	±1	44	±9	
Enlisted	3	±1	43	±11	
Officers	3	±1	47	±15	

NR: Not reportable

NA: Not applicable




















































58. Was/Were the person(s) who acted this way...

c. One of your peers at about the same level?

	Percent Responding		Percentages	Max ME	Percentage Reporting Yes
			Yes		
TOTAL DOD	7	±1	62	±2	
National Guard	7	±1	63	±3	
ARNG	8	±1	64	±4	
ANG	5	±1	58	±4	
Reserve	8	±1	60	±3	
USAR	9	±1	60	±4	
USNR	6	±1	61	±6	
USMCR	4	±1	64	±11	
USAFR	5	±1	61	±4	
Enlisted	8	±1	64	±3	
E1-E4	8	±1	70	±4	
E1-E3	7	±1	73	±8	
E4	9	±1	69	±5	
E5-E9	7	±1	57	±3	
Officers	7	±1	50	±3	
O1-O3	8	±1	51	±4	
O4-O6	5	±1	52	±4	
W1-W5	6	±1	41	±9	
Reserve Unit	7	±1	63	±3	
AGR/FTS/AR	8	±1	49	±4	
IMA	4	±1	62	±10	
Non-Hispanic White	7	±1	62	±3	
Total Minority	8	±1	61	±3	
FEMALES	20	±1	61	±2	
Enlisted	20	±1	62	±3	
E1-E4	19	±2	66	±4	
E5-E9	21	±1	59	±2	
Officers	19	±1	52	±3	
O1-O3	21	±2	50	±4	
O4-O6	17	±1	56	±3	
Reserve Unit	20	±1	62	±3	
AGR/FTS/AR	23	±1	53	±3	
IMA	11	±2	66	±9	
Non-Hispanic White	22	±1	62	±3	
Total Minority	18	±1	59	±3	
Experienced SH	98	±1	64	±3	
Experienced GD	98	±1	57	±3	
Not Experienced SH/GD	NA		NA		
Experienced SA	73	±6	65	±7	
Not Experienced SA	19	±1	60	±2	

Note. Percent responding are Reserve component members who answered the question and who indicated they experienced a sex-based MEO violation (Q6-Q50).

NA: Not applicable








































58c. Continued	Percent Responding		Percentages	Max ME	Percentage Reporting Yes
			Yes		
National Guard	21	±2	61	±3	
ARNG	24	±2	63	±4	
Enlisted	23	±2	64	±4	
Officers	26	±2	53	±4	
ANG	15	±1	55	±4	
Enlisted	14	±1	56	±4	
Officers	18	±2	47	±6	
Reserve	19	±1	60	±3	
USAR	22	±2	59	±4	
Enlisted	22	±2	61	±5	
Officers	21	±2	51	±5	
USNR	17	±2	65	±6	
Enlisted	18	±3	66	±6	
Officers	13	±3	58	±9	
USMCR	25	±8	76	±18	
USAFR	12	±1	58	±4	
Enlisted	13	±2	60	±5	
Officers	11	±2	51	±7	
MALES	5	±1	63	±4	
Enlisted	5	±1	65	±4	
E1–E4	5	±1	74	±6	
E5–E9	4	±1	55	±4	
Officers	4	±1	48	±6	
O1–O3	4	±1	52	±8	
O4–O6	3	±1	47	±8	
Reserve Unit	5	±1	65	±4	
AGR/FTS/AR	5	±1	44	±7	
IMA	2	±1	NR		
Non-Hispanic White	5	±1	63	±5	
Total Minority	5	±1	64	±6	
Experienced SH	97	±2	69	±4	
Experienced GD	98	±2	47	±6	
Not Experienced SH/GD	NA		NA		
Experienced SA	75	±9	70	±12	
Not Experienced SA	4	±1	63	±4	
National Guard	5	±1	65	±5	
ARNG	5	±1	65	±6	
Enlisted	5	±1	68	±6	
Officers	4	±1	45	±9	
ANG	3	±1	61	±7	
Enlisted	3	±1	63	±8	
Officers	3	±1	48	±12	
Reserve	4	±1	61	±5	
USAR	6	±1	61	±7	
Enlisted	6	±1	63	±8	
Officers	4	±1	49	±10	
USNR	3	±1	55	±11	
Enlisted	4	±1	55	±12	
Officers	2	±1	NR		
USMCR	3	±1	60	±14	
Enlisted	3	±1	62	±15	
Officers	2	±2	NR		
USAFR	3	±1	66	±9	
Enlisted	3	±1	68	±10	
Officers	3	±1	58	±16	

NR: Not reportable

NA: Not applicable





















































58. Was/Were the person(s) who acted this way...

d. One of your subordinates or someone you manage?

	Percent Responding		Percentages	Max ME	Percentage Reporting Yes
			Yes		
TOTAL DOD	7	±1	20	±2	
National Guard	7	±1	20	±3	
ARNG	8	±1	21	±3	
ANG	5	±1	16	±3	
Reserve	7	±1	21	±3	
USAR	9	±1	22	±3	
USNR	6	±1	24	±5	
USMCR	4	±1	23	±10	
USAFR	5	±1	16	±4	
Enlisted	8	±1	18	±2	
E1-E4	8	±1	13	±4	
E1-E3	7	±1	10	±6	
E4	9	±1	15	±4	
E5-E9	7	±1	24	±2	
Officers	7	±1	32	±3	
O1-O3	8	±1	35	±4	
O4-O6	5	±1	28	±4	
W1-W5	6	±1	35	±9	
Reserve Unit	7	±1	20	±2	
AGR/FTS/AR	8	±1	21	±3	
IMA	4	±1	26	±10	
Non-Hispanic White	7	±1	20	±3	
Total Minority	8	±1	21	±3	
FEMALES	20	±1	18	±2	
Enlisted	20	±1	16	±2	
E1-E4	19	±2	9	±3	
E5-E9	21	±1	21	±2	
Officers	19	±1	32	±3	
O1-O3	21	±2	36	±4	
O4-O6	17	±1	27	±3	
Reserve Unit	20	±1	18	±2	
AGR/FTS/AR	23	±1	20	±2	
IMA	11	±2	23	±11	
Non-Hispanic White	22	±1	18	±2	
Total Minority	18	±1	18	±3	
Experienced SH	97	±1	19	±2	
Experienced GD	97	±1	21	±2	
Not Experienced SH/GD	NA		NA		
Experienced SA	72	±6	17	±5	
Not Experienced SA	18	±1	18	±2	

Note. Percent responding are Reserve component members who answered the question and who indicated they experienced a sex-based MEO violation (Q6-Q50).








































NA: Not applicable

58d. Continued	Percent Responding		Percentages	Max ME	Percentage Reporting Yes
			Yes		
National Guard	21	±2	16	±2	
ARNG	23	±2	17	±3	
Enlisted	23	±2	15	±3	
Officers	26	±2	34	±4	
ANG	15	±1	13	±2	
Enlisted	14	±1	10	±2	
Officers	18	±2	29	±6	
Reserve	19	±1	20	±3	
USAR	22	±2	21	±3	
Enlisted	22	±2	17	±4	
Officers	21	±2	36	±6	
USNR	17	±2	22	±5	
Enlisted	17	±3	22	±6	
Officers	13	±3	22	±8	
USMCR	25	±8	30	±17	
USAFR	12	±1	13	±3	
Enlisted	13	±2	11	±3	
Officers	11	±2	22	±6	
MALES	5	±1	23	±3	
Enlisted	5	±1	21	±4	
E1-E4	5	±1	17	±6	
E5-E9	4	±1	27	±4	
Officers	4	±1	32	±5	
O1-O3	4	±1	33	±8	
O4-O6	3	±1	28	±7	
Reserve Unit	5	±1	23	±4	
AGR/FTS/AR	5	±1	21	±7	
IMA	2	±1	NR		
Non-Hispanic White	5	±1	22	±4	
Total Minority	5	±1	24	±5	
Experienced SH	96	±2	24	±4	
Experienced GD	98	±2	23	±6	
Not Experienced SH/GD	NA		NA		
Experienced SA	76	±9	30	±13	
Not Experienced SA	4	±1	22	±3	
National Guard	5	±1	23	±5	
ARNG	5	±1	24	±5	
Enlisted	5	±1	22	±6	
Officers	4	±1	32	±9	
ANG	3	±1	20	±5	
Enlisted	3	±1	18	±6	
Officers	3	±1	35	±12	
Reserve	4	±1	22	±5	
USAR	6	±1	23	±6	
Enlisted	6	±1	20	±7	
Officers	4	±1	38	±10	
USNR	4	±1	26	±9	
Enlisted	4	±1	28	±11	
Officers	2	±1	13	±14	
USMCR	3	±1	20	±12	
Enlisted	3	±1	20	±13	
Officers	2	±2	NR		
USAFR	3	±1	19	±8	
Enlisted	3	±1	18	±9	
Officers	3	±1	22	±14	

NR: Not reportable





















































NA: Not applicable

58. Was/Were the person(s) who acted this way higher ranking (work supervisor or unit leader)? Constructed from Q58a-b.

	Percent Responding		Percentages	Max ME	Percentage Reporting Yes
			Yes		
TOTAL DOD	7	±1	60	±2	
National Guard	7	±1	59	±3	
ARNG	8	±1	59	±4	
ANG	5	±1	59	±4	
Reserve	8	±1	61	±3	
USAR	9	±1	62	±4	
USNR	6	±1	60	±6	
USMCR	4	±1	60	±11	
USAFR	5	±1	60	±5	
Enlisted	8	±1	60	±3	
E1-E4	8	±1	56	±4	
E1-E3	7	±1	50	±8	
E4	9	±1	59	±5	
E5-E9	7	±1	63	±3	
Officers	7	±1	63	±3	
O1-O3	8	±1	61	±4	
O4-O6	6	±1	67	±4	
W1-W5	5	±1	61	±9	
Reserve Unit	7	±1	59	±3	
AGR/FTS/AR	9	±1	70	±3	
IMA	4	±1	62	±10	
Non-Hispanic White	7	±1	59	±3	
Total Minority	8	±1	62	±3	
FEMALES	20	±1	64	±2	
Enlisted	20	±1	64	±3	
E1-E4	19	±2	59	±5	
E5-E9	21	±1	68	±2	
Officers	20	±1	67	±3	
O1-O3	21	±2	63	±5	
O4-O6	17	±1	72	±3	
Reserve Unit	20	±1	63	±3	
AGR/FTS/AR	24	±1	72	±3	
IMA	11	±2	62	±9	
Non-Hispanic White	22	±1	63	±3	
Total Minority	18	±1	65	±3	
Experienced SH	98	±1	61	±3	
Experienced GD	99	±1	80	±3	
Not Experienced SH/GD	NA		NA		
Experienced SA	73	±6	61	±7	
Not Experienced SA	19	±1	65	±3	

Note. Percent responding are Reserve component members who answered the question and who indicated they experienced a sex-based MEO violation (Q6-Q50).

NA: Not applicable

58. Continued	Percent Responding		Percentages	Max ME	Percentage Reporting Yes
			Yes		
National Guard	21	±2	64	±3	
ARNG	24	±2	64	±4	
Enlisted	23	±2	63	±4	
Officers	27	±2	69	±4	
ANG	15	±1	64	±4	
Enlisted	14	±1	62	±4	
Officers	18	±2	72	±6	
Reserve	19	±1	64	±3	
USAR	22	±2	65	±4	
Enlisted	22	±2	65	±5	
Officers	21	±2	64	±6	
USNR	17	±2	62	±6	
Enlisted	18	±3	62	±7	
Officers	13	±3	62	±9	
USMCR	26	±8	71	±17	
USAFR	12	±1	62	±4	
Enlisted	13	±2	62	±5	
Officers	11	±2	65	±7	
MALES	5	±1	56	±4	
Enlisted	5	±1	56	±4	
E1-E4	5	±1	53	±7	
E5-E9	4	±1	58	±4	
Officers	4	±1	59	±6	
O1-O3	4	±1	58	±8	
O4-O6	3	±1	62	±8	
Reserve Unit	5	±1	55	±4	
AGR/FTS/AR	5	±1	67	±7	
IMA	2	±1	NR		
Non-Hispanic White	5	±1	56	±5	
Total Minority	5	±1	56	±6	
Experienced SH	97	±2	53	±4	
Experienced GD	98	±2	77	±5	
Not Experienced SH/GD	NA		NA		
Experienced SA	77	±9	66	±13	
Not Experienced SA	4	±1	55	±4	
National Guard	5	±1	55	±5	
ARNG	5	±1	55	±6	
Enlisted	5	±1	54	±7	
Officers	4	±1	59	±9	
ANG	3	±1	54	±7	
Enlisted	3	±1	53	±8	
Officers	3	±1	61	±12	
Reserve	4	±1	58	±5	
USAR	6	±1	58	±7	
Enlisted	6	±1	58	±8	
Officers	4	±1	62	±10	
USNR	4	±1	57	±11	
Enlisted	4	±1	56	±12	
Officers	2	±1	65	±16	
USMCR	3	±1	55	±14	
Enlisted	3	±1	57	±15	
Officers	2	±2	NR		
USAFR	3	±1	57	±9	
Enlisted	3	±1	57	±11	
Officers	3	±1	54	±15	

NR: Not reportable

NA: Not applicable

59. At the time of the upsetting situation, was/were any of the person(s)...

a. Military members of higher rank than you?

1. Yes





















































2. No

3. Do not know

	Percent Responding		Percentages			Max ME	Percentage Reporting Yes
			1	2	3		
TOTAL DOD	8	±1	66	30	4	±2	
National Guard	7	±1	67	30	3	±3	
ARNG	8	±1	66	31	3	±4	
ANG	5	±1	74	23	3	±4	
Reserve	8	±1	65	30	5	±3	
USAR	9	±1	65	30	4	±4	
USNR	6	±1	63	32	5	±6	
USMCR	4	±1	68	25	7	±11	
USAFR	5	±1	67	29	4	±5	
Enlisted	8	±1	67	29	4	±3	
E1-E4	8	±1	66	29	5	±4	
E1-E3	7	±1	60	33	6	±8	
E4	9	±1	69	27	4	±5	
E5-E9	7	±1	68	28	4	±3	
Officers	7	±1	60	37	2	±3	
O1-O3	8	±1	58	38	3	±4	
O4-O6	6	±1	64	35	1	±4	
W1-W5	6	±1	61	38	1	±9	
Reserve Unit	7	±1	65	31	4	±3	
AGR/FTS/AR	9	±1	75	22	3	±3	
IMA	5	±1	53	47	1	±10	
Non-Hispanic White	7	±1	65	32	2	±3	
Total Minority	8	±1	67	27	6	±3	
FEMALES	20	±1	72	25	3	±2	
Enlisted	20	±1	73	24	3	±3	
E1-E4	19	±2	71	24	5	±4	
E5-E9	21	±1	75	23	2	±2	
Officers	19	±1	65	33	3	±3	
O1-O3	21	±2	62	34	4	±4	
O4-O6	17	±1	67	32	1	±3	
Reserve Unit	20	±1	71	26	3	±3	
AGR/FTS/AR	24	±1	79	20	2	±2	
IMA	11	±2	58	41	1	±9	
Non-Hispanic White	22	±1	71	26	3	±3	
Total Minority	18	±1	72	24	4	±3	
Experienced SH	99	±1	69	28	3	±3	
Experienced GD	99	±1	83	14	3	±3	
Not Experienced SH/GD	NA		NA	NA	NA		
Experienced SA	73	±6	76	22	2	±6	
Not Experienced SA	19	±1	71	26	3	±2	

Note. Percent responding are Reserve component members who answered the question and who indicated they experienced a sex-based MEO violation (Q6-Q50).

NA: Not applicable

59a. Continued	Percent Responding		Percentages			Max ME	Percentage Reporting Yes
			1	2	3		
National Guard	21	±2	74	23	3	±3	
ARNG	24	±2	73	24	3	±4	
Enlisted	23	±2	74	23	3	±4	
Officers	27	±2	68	30	1	±4	
ANG	15	±1	78	19	3	±3	
Enlisted	14	±1	78	18	4	±4	
Officers	18	±2	76	23	1	±6	
Reserve	19	±1	69	28	4	±3	
USAR	22	±2	68	27	4	±4	
Enlisted	22	±2	71	25	4	±5	
Officers	20	±2	58	37	5	±5	
USNR	17	±2	67	30	4	±6	
Enlisted	18	±3	66	30	4	±7	
Officers	13	±3	70	28	2	±9	
USMCR	25	±8	75	24	0	±17	
USAFR	13	±1	70	28	2	±4	
Enlisted	13	±2	72	26	2	±5	
Officers	11	±2	62	37	1	±7	
MALES	5	±1	61	35	5	±4	
Enlisted	5	±1	62	34	5	±4	
E1-E4	5	±1	62	33	5	±7	
E5-E9	4	±1	61	34	5	±4	
Officers	4	±1	55	43	2	±6	
O1-O3	4	±1	52	45	3	±8	
O4-O6	3	±1	60	38	2	±8	
Reserve Unit	5	±1	60	36	4	±4	
AGR/FTS/AR	5	±1	70	25	5	±7	
IMA	2	±1	NR	NR	NR		
Non-Hispanic White	5	±1	60	37	2	±5	
Total Minority	5	±1	62	30	9	±6	
Experienced SH	98	±2	57	39	4	±4	
Experienced GD	99	±1	80	15	5	±5	
Not Experienced SH/GD	NA		NA	NA	NA		
Experienced SA	75	±9	66	30	3	±13	
Not Experienced SA	4	±1	60	35	4	±4	
National Guard	5	±1	60	36	4	±5	
ARNG	5	±1	59	37	4	±6	
Enlisted	5	±1	59	36	4	±7	
Officers	4	±1	54	45	1	±9	
ANG	3	±1	69	28	3	±7	
Enlisted	3	±1	70	27	3	±7	
Officers	3	±1	65	34	1	±12	
Reserve	4	±1	61	33	5	±5	
USAR	6	±1	62	34	4	±7	
Enlisted	6	±1	63	32	5	±8	
Officers	4	±1	54	42	3	±10	
USNR	4	±1	57	36	7	±12	
Enlisted	4	±1	57	35	8	±14	
Officers	2	±1	57	40	NR	±16	
USMCR	3	±1	65	25	10	±13	
Enlisted	3	±1	68	22	10	±14	
Officers	2	±2	NR	NR	NR		
USAFR	3	±1	61	32	6	±9	
Enlisted	3	±1	63	29	7	±11	
Officers	3	±1	54	44	NR	±16	

NR: Not reportable

NA: Not applicable

59. At the time of the upsetting situation, was/were any of the person(s)...

b. Military members of about the same rank as you?

1. Yes





















































2. No

3. Do not know

	Percent Responding		Percentages			Max ME	Percentage Reporting Yes
			1	2	3		
TOTAL DOD	8	±1	53	43	4	±2	
National Guard	7	±1	54	43	3	±3	
ARNG	8	±1	56	41	3	±4	
ANG	5	±1	43	54	3	±4	
Reserve	8	±1	53	43	5	±3	
USAR	9	±1	52	43	5	±4	
USNR	6	±1	54	41	4	±6	
USMCR	4	±1	60	33	7	±11	
USAFR	5	±1	50	48	2	±5	
Enlisted	8	±1	55	41	4	±3	
E1-E4	8	±1	60	36	5	±4	
E1-E3	7	±1	60	32	8	±8	
E4	9	±1	60	37	3	±5	
E5-E9	7	±1	49	47	3	±3	
Officers	7	±1	44	53	3	±3	
O1-O3	8	±1	42	54	3	±4	
O4-O6	6	±1	49	49	2	±4	
W1-W5	6	±1	34	62	4	±9	
Reserve Unit	7	±1	54	42	4	±3	
AGR/FTS/AR	9	±1	44	53	3	±4	
IMA	4	±1	42	58	1	±10	
Non-Hispanic White	7	±1	54	43	3	±3	
Total Minority	8	±1	51	43	5	±3	
FEMALES	20	±1	53	44	3	±2	
Enlisted	20	±1	55	43	3	±3	
E1-E4	19	±2	59	38	3	±5	
E5-E9	21	±1	51	47	2	±3	
Officers	19	±1	46	51	3	±3	
O1-O3	21	±2	42	54	4	±4	
O4-O6	17	±1	54	45	1	±3	
Reserve Unit	20	±1	55	43	3	±3	
AGR/FTS/AR	24	±1	46	52	2	±3	
IMA	11	±2	47	52	1	±10	
Non-Hispanic White	22	±1	55	43	3	±3	
Total Minority	18	±1	52	46	3	±3	
Experienced SH	98	±1	55	42	2	±3	
Experienced GD	98	±1	54	44	3	±3	
Not Experienced SH/GD	NA		NA	NA	NA		
Experienced SA	73	±6	56	42	2	±7	
Not Experienced SA	19	±1	53	44	3	±3	

Note. Percent responding are Reserve component members who answered the question and who indicated they experienced a sex-based MEO violation (Q6-Q50).

NA: Not applicable

59b. Continued	Percent Responding		Percentages			Max ME	Percentage Reporting Yes
			1	2	3		
National Guard	21	±2	54	44	2	±3	
ARNG	24	±2	57	41	2	±4	
Enlisted	23	±2	58	40	2	±4	
Officers	26	±2	50	48	2	±4	
ANG	15	±1	43	54	3	±4	
Enlisted	14	±1	43	53	4	±4	
Officers	18	±2	42	58	1	±6	
Reserve	19	±1	53	44	3	±3	
USAR	22	±2	52	44	4	±4	
Enlisted	22	±2	54	43	3	±5	
Officers	20	±2	43	52	5	±6	
USNR	17	±2	57	41	2	±6	
Enlisted	18	±3	59	39	2	±7	
Officers	13	±3	51	47	2	±9	
USMCR	24	±8	72	28	NR	±18	
USAFR	12	±1	48	50	2	±4	
Enlisted	13	±2	49	49	2	±5	
Officers	11	±2	44	55	1	±7	
MALES	5	±1	53	42	5	±4	
Enlisted	5	±1	54	40	5	±4	
E1-E4	6	±1	60	34	6	±7	
E5-E9	4	±1	48	48	5	±4	
Officers	4	±1	41	56	3	±6	
O1-O3	4	±1	43	55	2	±8	
O4-O6	3	±1	43	54	3	±8	
Reserve Unit	5	±1	54	41	5	±4	
AGR/FTS/AR	5	±1	42	54	4	±7	
IMA	2	±1	NR	NR	NR		
Non-Hispanic White	5	±1	54	43	3	±5	
Total Minority	5	±1	51	41	8	±6	
Experienced SH	99	±1	57	38	5	±4	
Experienced GD	98	±1	42	52	7	±6	
Not Experienced SH/GD	NA		NA	NA	NA		
Experienced SA	76	±9	61	35	4	±13	
Not Experienced SA	4	±1	52	43	5	±4	
National Guard	5	±1	53	43	4	±5	
ARNG	5	±1	55	41	4	±6	
Enlisted	5	±1	57	39	4	±6	
Officers	4	±1	41	57	2	±9	
ANG	3	±1	43	54	3	±7	
Enlisted	3	±1	44	53	3	±8	
Officers	3	±1	38	59	3	±12	
Reserve	5	±1	52	41	7	±5	
USAR	6	±1	52	41	6	±7	
Enlisted	6	±1	54	40	7	±8	
Officers	4	±1	43	54	4	±10	
USNR	4	±1	50	42	8	±12	
Enlisted	4	±1	52	40	9	±14	
Officers	2	±1	42	NR	NR	±17	
USMCR	3	±1	56	35	9	±14	
Enlisted	3	±1	58	33	9	±15	
Officers	2	±2	NR	NR	NR		
USAFR	3	±1	53	44	3	±9	
Enlisted	3	±1	55	42	4	±11	
Officers	3	±1	44	54	NR	±15	

NR: Not reportable

NA: Not applicable

59. At the time of the upsetting situation, was/were any of the person(s)...

c. Military members of lower rank than you?

1. Yes




















































2. No

3. Do not know

	Percent Responding		Percentages			Max ME	Percentage Reporting Yes
			1	2	3		
TOTAL DOD	7	±1	31	64	5	±2	
National Guard	7	±1	32	64	4	±3	
ARNG	8	±1	32	64	4	±4	
ANG	5	±1	28	68	4	±4	
Reserve	7	±1	31	63	6	±3	
USAR	9	±1	32	62	6	±4	
USNR	6	±1	32	61	6	±6	
USMCR	4	±1	26	68	6	±11	
USAFR	5	±1	27	70	3	±4	
Enlisted	8	±1	30	65	5	±3	
E1-E4	8	±1	29	65	6	±4	
E1-E3	7	±1	27	65	8	±8	
E4	9	±1	30	65	5	±5	
E5-E9	7	±1	30	66	4	±3	
Officers	7	±1	42	55	3	±3	
O1-O3	8	±1	45	52	3	±4	
O4-O6	5	±1	37	61	2	±4	
W1-W5	6	±1	47	49	4	±9	
Reserve Unit	7	±1	32	63	5	±3	
AGR/FTS/AR	8	±1	27	69	4	±4	
IMA	4	±1	27	72	1	±10	
Non-Hispanic White	7	±1	33	63	3	±3	
Total Minority	8	±1	29	65	6	±3	
FEMALES	20	±1	27	69	4	±2	
Enlisted	20	±1	24	72	4	±3	
E1-E4	19	±2	22	73	4	±4	
E5-E9	21	±1	26	71	3	±2	
Officers	19	±1	42	55	3	±3	
O1-O3	21	±2	46	50	4	±4	
O4-O6	17	±1	37	62	1	±3	
Reserve Unit	20	±1	28	69	4	±3	
AGR/FTS/AR	23	±1	25	72	3	±3	
IMA	10	±2	25	73	2	±9	
Non-Hispanic White	22	±1	29	67	3	±3	
Total Minority	18	±1	25	71	4	±3	
Experienced SH	97	±1	28	68	3	±3	
Experienced GD	97	±1	29	67	3	±3	
Not Experienced SH/GD	NA		NA	NA	NA		
Experienced SA	73	±6	26	69	5	±7	
Not Experienced SA	18	±1	27	69	3	±2	

Note. Percent responding are Reserve component members who answered the question and who indicated they experienced a sex-based MEO violation (Q6-Q50).

NA: Not applicable

59c. Continued	Percent Responding		Percentages			Max ME	Percentage Reporting Yes
			1	2	3		
National Guard	21	±2	27	70	3	±3	
ARNG	23	±2	27	70	3	±3	
Enlisted	23	±2	25	72	3	±4	
Officers	26	±2	45	53	2	±4	
ANG	15	±1	23	73	4	±3	
Enlisted	14	±1	19	76	5	±4	
Officers	18	±2	41	58	1	±6	
Reserve	19	±1	28	68	4	±3	
USAR	22	±2	28	67	5	±4	
Enlisted	22	±2	25	70	5	±5	
Officers	20	±2	45	51	5	±6	
USNR	16	±2	30	66	4	±6	
Enlisted	17	±3	29	67	4	±7	
Officers	13	±3	33	65	2	±9	
USMCR	24	±8	NR	NR	NR		
USAFR	12	±1	24	73	3	±4	
Enlisted	12	±2	22	75	3	±4	
Officers	11	±2	31	66	3	±7	
MALES	5	±1	36	58	6	±4	
Enlisted	5	±1	35	59	6	±4	
E1-E4	5	±1	35	58	7	±7	
E5-E9	4	±1	34	60	5	±4	
Officers	4	±1	42	55	3	±6	
O1-O3	4	±1	43	54	3	±8	
O4-O6	3	±1	37	60	2	±7	
Reserve Unit	5	±1	36	58	6	±4	
AGR/FTS/AR	5	±1	29	66	5	±7	
IMA	2	±1	NR	NR	NR		
Non-Hispanic White	4	±1	37	59	4	±5	
Total Minority	5	±1	33	57	10	±6	
Experienced SH	97	±2	38	56	6	±4	
Experienced GD	97	±2	33	60	7	±6	
Not Experienced SH/GD	NA		NA	NA	NA		
Experienced SA	75	±9	46	50	4	±13	
Not Experienced SA	4	±1	35	59	6	±4	
National Guard	5	±1	36	59	5	±5	
ARNG	5	±1	36	58	5	±6	
Enlisted	5	±1	36	59	6	±7	
Officers	4	±1	41	56	4	±9	
ANG	3	±1	35	62	3	±7	
Enlisted	3	±1	31	66	3	±7	
Officers	3	±1	59	39	2	±12	
Reserve	4	±1	35	58	7	±5	
USAR	6	±1	36	56	7	±7	
Enlisted	6	±1	35	57	8	±8	
Officers	4	±1	45	54	2	±10	
USNR	4	±1	36	55	9	±12	
Enlisted	4	±1	37	53	10	±13	
Officers	2	±1	33	63	NR	±17	
USMCR	3	±1	24	68	8	±13	
Enlisted	3	±1	24	67	9	±14	
Officers	2	±2	NR	NR	NR		
USAFR	3	±1	33	64	3	±9	
Enlisted	3	±1	34	63	4	±11	
Officers	3	±1	29	69	NR	±15	

NR: Not reportable

NA: Not applicable

59. At the time of the upsetting situation, was/were any of the person(s)...

d. Civilians/contractors working for the military?

1. Yes





















































2. No

3. Do not know

	Percent Responding		Percentages			Max ME	Percentage Reporting Yes
			1	2	3		
TOTAL DOD	7	±1	13	81	5	±2	
National Guard	7	±1	11	85	4	±3	
ARNG	8	±1	11	85	4	±3	
ANG	5	±1	12	84	4	±3	
Reserve	7	±1	16	77	7	±3	
USAR	9	±1	17	76	7	±4	
USNR	6	±1	13	80	7	±5	
USMCR	4	±1	8	86	5	±8	
USAFR	5	±1	20	76	4	±4	
Enlisted	8	±1	12	82	5	±2	
E1-E4	8	±1	9	86	6	±3	
E1-E3	7	±1	5	88	7	±6	
E4	9	±1	11	85	5	±4	
E5-E9	7	±1	16	79	5	±2	
Officers	7	±1	20	76	4	±3	
O1-O3	8	±1	17	78	5	±4	
O4-O6	6	±1	25	72	3	±4	
W1-W5	6	±1	20	78	2	±8	
Reserve Unit	7	±1	13	82	5	±2	
AGR/FTS/AR	9	±1	16	80	4	±3	
IMA	4	±1	54	44	2	±10	
Non-Hispanic White	7	±1	12	83	4	±2	
Total Minority	8	±1	15	79	6	±3	
FEMALES	20	±1	13	83	4	±2	
Enlisted	20	±1	12	84	4	±2	
E1-E4	19	±2	9	87	4	±3	
E5-E9	21	±1	15	81	4	±2	
Officers	19	±1	17	79	4	±3	
O1-O3	21	±2	13	81	6	±4	
O4-O6	17	±1	23	75	2	±3	
Reserve Unit	20	±1	12	84	4	±2	
AGR/FTS/AR	24	±1	17	80	3	±2	
IMA	11	±2	44	52	3	±9	
Non-Hispanic White	22	±1	11	85	4	±2	
Total Minority	18	±1	15	81	4	±3	
Experienced SH	98	±1	13	83	4	±2	
Experienced GD	97	±1	16	80	4	±3	
Not Experienced SH/GD	NA		NA	NA	NA		
Experienced SA	73	±6	17	80	3	±6	
Not Experienced SA	19	±1	13	83	4	±2	

Note. Percent responding are Reserve component members who answered the question and who indicated they experienced a sex-based MEO violation (Q6-Q50).





































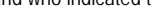


NA: Not applicable

59d. Continued	Percent Responding		Percentages			Max ME	Percentage Reporting Yes
			1	2	3		
National Guard	21	±2	9	87	4	±2	
ARNG	24	±2	9	88	4	±3	
Enlisted	23	±2	8	88	3	±3	
Officers	27	±2	12	85	4	±3	
ANG	15	±1	11	85	4	±3	
Enlisted	14	±1	10	85	5	±3	
Officers	18	±2	12	87	1	±5	
Reserve	19	±1	17	79	4	±3	
USAR	21	±2	18	77	5	±4	
Enlisted	22	±2	18	78	5	±4	
Officers	20	±2	20	74	6	±5	
USNR	17	±2	13	84	3	±5	
Enlisted	18	±3	12	85	3	±5	
Officers	13	±3	17	81	2	±8	
USMCR	24	±8	5	93	2	±7	
USAFR	12	±1	19	78	3	±4	
Enlisted	13	±2	17	80	3	±4	
Officers	11	±2	28	68	4	±7	
MALES	5	±1	14	80	6	±3	
Enlisted	5	±1	13	81	7	±4	
E1-E4	5	±1	8	85	7	±6	
E5-E9	4	±1	17	76	6	±4	
Officers	4	±1	24	72	4	±5	
O1-O3	4	±1	22	75	3	±8	
O4-O6	3	±1	28	68	4	±8	
Reserve Unit	5	±1	14	80	7	±3	
AGR/FTS/AR	5	±1	15	80	5	±6	
IMA	2	±1	NR	NR	NR		
Non-Hispanic White	5	±1	14	81	5	±4	
Total Minority	5	±1	15	76	9	±5	
Experienced SH	97	±2	13	81	6	±3	
Experienced GD	98	±1	23	69	8	±6	
Not Experienced SH/GD	NA		NA	NA	NA		
Experienced SA	76	±9	13	80	7	±12	
Not Experienced SA	4	±1	14	80	6	±3	
National Guard	5	±1	13	83	4	±4	
ARNG	5	±1	13	83	4	±5	
Enlisted	5	±1	12	83	5	±5	
Officers	4	±1	22	76	2	±8	
ANG	3	±1	15	82	3	±6	
Enlisted	3	±1	14	83	3	±6	
Officers	3	±1	18	79	4	±12	
Reserve	4	±1	15	76	9	±5	
USAR	6	±1	15	75	10	±6	
Enlisted	6	±1	13	76	11	±7	
Officers	4	±1	27	67	5	±10	
USNR	4	±1	13	75	12	±11	
Enlisted	4	±1	12	75	13	±13	
Officers	2	±1	20	74	6	±16	
USMCR	3	±1	9	84	7	±11	
Enlisted	3	±1	9	84	6	±12	
Officers	2	±2	NR	NR	NR		
USAFR	3	±1	20	75	5	±9	
Enlisted	3	±1	14	80	6	±10	
Officers	3	±1	44	54	NR	±16	

NR: Not reportable
























































NA: Not applicable

59. At the time of the upsetting situation, the person(s) involved was/were a military member: Constructed from Q59a-c.

	Percent Responding		Percentages	Max ME	Percentage Reporting Yes
			Yes		
TOTAL DOD	8	±1	92	±2	
National Guard	8	±1	93	±2	
ARNG	8	±1	92	±3	
ANG	5	±1	95	±2	
Reserve	8	±1	92	±2	
USAR	9	±1	92	±3	
USNR	6	±1	92	±5	
USMCR	4	±1	90	±7	
USAFR	5	±1	91	±3	
Enlisted	8	±1	92	±2	
E1-E4	8	±1	91	±3	
E1-E3	7	±1	88	±7	
E4	9	±1	93	±4	
E5-E9	7	±1	93	±2	
Officers	7	±1	92	±2	
O1-O3	8	±1	92	±3	
O4-O6	6	±1	91	±4	
W1-W5	6	±1	93	±7	
Reserve Unit	8	±1	92	±2	
AGR/FTS/AR	9	±1	94	±2	
IMA	5	±1	74	±10	
Non-Hispanic White	7	±1	93	±2	
Total Minority	8	±1	91	±3	
FEMALES	20	±1	95	±2	
Enlisted	20	±1	95	±2	
E1-E4	19	±2	95	±3	
E5-E9	21	±1	95	±2	
Officers	20	±1	95	±2	
O1-O3	21	±2	95	±3	
O4-O6	17	±1	94	±2	
Reserve Unit	20	±1	95	±2	
AGR/FTS/AR	24	±1	96	±1	
IMA	11	±2	84	±7	
Non-Hispanic White	22	±1	96	±2	
Total Minority	18	±1	94	±2	
Experienced SH	99	±1	95	±2	
Experienced GD	99	±1	96	±2	
Not Experienced SH/GD	NA		NA		
Experienced SA	73	±6	96	±3	
Not Experienced SA	19	±1	95	±2	

Note. Percent responding are Reserve component members who answered the question and who indicated they experienced a sex-based MEO violation (Q6-Q50).

NA: Not applicable

59. Continued	Percent Responding		Percentages	Max ME	Percentage Reporting Yes
			Yes		
National Guard	21	±2	96	±2	
ARNG	24	±2	96	±2	
Enlisted	23	±2	96	±3	
Officers	27	±2	97	±2	
ANG	15	±1	95	±3	
Enlisted	15	±1	94	±3	
Officers	18	±2	97	±4	
Reserve	19	±1	94	±2	
USAR	22	±2	94	±3	
Enlisted	22	±2	94	±3	
Officers	20	±2	93	±5	
USNR	17	±2	95	±3	
Enlisted	18	±3	94	±3	
Officers	13	±3	96	±5	
USMCR	25	±8	99	±3	
USAFR	13	±1	93	±3	
Enlisted	13	±2	93	±3	
Officers	11	±2	89	±5	
MALES	5	±1	89	±3	
Enlisted	5	±1	89	±3	
E1-E4	6	±1	88	±5	
E5-E9	4	±1	91	±3	
Officers	4	±1	88	±4	
O1-O3	4	±1	88	±7	
O4-O6	3	±1	87	±7	
Reserve Unit	5	±1	89	±3	
AGR/FTS/AR	5	±1	91	±5	
IMA	2	±1	NR		
Non-Hispanic White	5	±1	90	±4	
Total Minority	5	±1	87	±5	
Experienced SH	99	±1	89	±3	
Experienced GD	99	±1	91	±4	
Not Experienced SH/GD	NA		NA		
Experienced SA	75	±9	90	±12	
Not Experienced SA	4	±1	89	±3	
National Guard	5	±1	89	±4	
ARNG	5	±1	89	±5	
Enlisted	5	±1	88	±5	
Officers	4	±1	89	±8	
ANG	3	±1	95	±4	
Enlisted	3	±1	94	±4	
Officers	3	±1	98	±5	
Reserve	5	±1	89	±4	
USAR	6	±1	89	±5	
Enlisted	6	±1	89	±6	
Officers	4	±1	88	±8	
USNR	4	±1	88	±11	
Enlisted	4	±1	88	±14	
Officers	2	±1	85	±16	
USMCR	3	±1	87	±10	
Enlisted	3	±1	89	±10	
Officers	2	±2	NR		
USAFR	3	±1	89	±6	
Enlisted	3	±1	93	±6	
Officers	3	±1	74	±17	

NR: Not reportable

NA: Not applicable

60. Thinking about this situation, about how long did these upsetting behaviors continue?

1. It happened one time

2. About one week

3. About one month

4. A few months

5. A year or more

	Percent Responding		Percentages					Max ME
			1	2	3	4	5	
TOTAL DOD	8	±1	25	8	10	28	28	±2
National Guard	8	±1	24	9	11	28	28	±3
ARNG	8	±1	24	10	11	28	27	±4
ANG	5	±1	24	8	9	26	33	±4
Reserve	8	±1	26	7	10	29	28	±3
USAR	10	±1	26	7	11	29	27	±4
USNR	6	±1	27	6	9	33	25	±6
USMCR	4	±1	36	6	11	22	25	±11
USAFR	5	±1	22	10	7	24	37	±4
Enlisted	8	±1	25	9	11	28	28	±3
E1-E4	8	±1	28	10	12	26	24	±4
E1-E3	7	±1	37	7	12	28	16	±8
E4	9	±1	24	11	12	25	28	±5
E5-E9	7	±1	22	8	9	29	32	±3
Officers	7	±1	23	8	9	31	30	±3
O1-O3	8	±1	25	8	9	34	24	±4
O4-O6	6	±1	20	6	8	28	39	±4
W1-W5	6	±1	23	9	11	22	35	±9
Reserve Unit	8	±1	26	8	11	28	27	±2
AGR/FTS/AR	9	±1	20	8	7	28	37	±3
IMA	5	±1	20	8	10	23	39	±10
Non-Hispanic White	7	±1	23	8	10	29	31	±3
Total Minority	8	±1	28	9	11	28	24	±3
FEMALES	20	±1	24	8	10	32	27	±2
Enlisted	20	±1	24	8	10	32	26	±3
E1-E4	19	±2	27	10	11	31	20	±4
E5-E9	21	±1	22	6	9	32	31	±2
Officers	20	±1	20	8	9	33	30	±3
O1-O3	21	±2	21	10	11	35	24	±4
O4-O6	17	±1	18	5	7	30	40	±3
Reserve Unit	20	±1	25	8	10	32	25	±3
AGR/FTS/AR	24	±1	18	7	8	31	37	±3
IMA	11	±2	16	8	8	32	36	±10
Non-Hispanic White	22	±1	21	8	10	33	28	±3
Total Minority	18	±1	27	8	10	31	25	±3
Experienced SH	99	±1	23	9	11	32	25	±3
Experienced GD	99	±1	16	7	7	32	37	±3
Not Experienced SH/GD	NA		NA	NA	NA	NA	NA	
Experienced SA	73	±6	24	8	8	36	24	±7
Not Experienced SA	19	±1	23	8	10	32	27	±2

Note. Percent responding are Reserve component members who answered the question and who indicated they experienced a sex-based MEO violation (Q6-Q50).

Members who were still experiencing behaviors were instructed to indicate how long they had been going on.

NA: Not applicable








































60. Continued	Percent Responding		Percentages					Max ME
			1	2	3	4	5	
National Guard	21	±2	24	8	10	30	27	±3
ARNG	24	±2	24	9	11	31	26	±4
Enlisted	23	±2	24	9	11	31	25	±4
Officers	27	±2	22	7	8	31	33	±4
ANG	15	±1	23	6	8	28	35	±4
Enlisted	15	±1	24	7	8	29	33	±4
Officers	18	±2	18	5	7	25	46	±6
Reserve	19	±1	24	7	10	34	26	±3
USAR	22	±2	23	7	10	36	24	±4
Enlisted	22	±2	24	6	10	35	25	±5
Officers	21	±2	19	9	12	39	21	±6
USNR	17	±2	26	7	11	34	22	±6
Enlisted	18	±3	27	7	11	35	20	±7
Officers	14	±3	24	6	8	31	31	±9
USMCR	25	±8	NR	7	NR	NR	NR	±8
USAFR	13	±1	23	9	6	27	35	±4
Enlisted	13	±2	25	9	6	26	35	±5
Officers	11	±2	14	9	9	33	35	±7
MALES	5	±1	26	9	11	24	30	±4
Enlisted	5	±1	26	9	11	24	30	±4
E1-E4	6	±1	29	9	13	22	27	±6
E5-E9	4	±1	23	10	9	26	33	±4
Officers	4	±1	27	7	8	27	30	±5
O1-O3	4	±1	30	7	8	32	24	±8
O4-O6	3	±1	23	7	8	25	37	±8
Reserve Unit	5	±1	27	9	11	24	29	±4
AGR/FTS/AR	5	±1	22	10	6	26	37	±7
IMA	2	±1	NR	NR	NR	NR	NR	
Non-Hispanic White	5	±1	25	8	10	25	33	±5
Total Minority	5	±1	29	11	13	24	23	±6
Experienced SH	99	±1	28	9	12	24	27	±4
Experienced GD	100	±1	14	7	5	27	46	±6
Not Experienced SH/GD	NA		NA	NA	NA	NA	NA	
Experienced SA	77	±9	18	8	12	21	42	±13
Not Experienced SA	4	±1	27	9	11	24	29	±4
National Guard	5	±1	24	10	11	25	29	±5
ARNG	5	±1	24	10	11	26	28	±6
Enlisted	5	±1	24	10	11	26	28	±6
Officers	4	±1	29	7	9	24	31	±9
ANG	3	±1	25	11	10	23	31	±7
Enlisted	3	±1	24	12	12	22	30	±8
Officers	3	±1	30	1	3	29	37	±13
Reserve	5	±1	29	8	10	23	31	±5
USAR	6	±1	29	8	11	22	30	±7
Enlisted	6	±1	30	7	11	21	31	±8
Officers	4	±1	23	10	9	33	25	±10
USNR	4	±1	27	5	7	32	29	±12
Enlisted	4	±1	28	5	7	29	30	±13
Officers	2	±1	17	9	11	45	NR	±16
USMCR	3	±1	37	6	13	18	25	±14
Enlisted	3	±1	37	7	13	18	25	±16
Officers	2	±2	NR	NR	NR	NR	NR	
USAFR	3	±1	20	11	8	20	41	±9
Enlisted	3	±1	18	12	9	22	39	±11
Officers	3	±1	29	6	NR	11	50	±16

NR: Not reportable

NA: Not applicable

61. Thinking about this upsetting situation...





















































a. Did it occur on a military installation/ship, armory, Guard or Reserve unit site?

	Percent Responding		Percentages	Max ME	Percentage Reporting Yes
			Yes		
TOTAL DOD	8	±1	87	±2	
National Guard	8	±1	88	±3	
ARNG	8	±1	87	±3	
ANG	5	±1	93	±3	
Reserve	8	±1	87	±3	
USAR	9	±1	86	±3	
USNR	6	±1	87	±6	
USMCR	4	±1	80	±12	
USAFR	5	±1	92	±3	
Enlisted	8	±1	87	±2	
E1-E4	8	±1	85	±4	
E1-E3	7	±1	76	±7	
E4	9	±1	89	±4	
E5-E9	7	±1	90	±2	
Officers	7	±1	88	±3	
O1-O3	8	±1	86	±4	
O4-O6	6	±1	92	±3	
W1-W5	6	±1	89	±7	
Reserve Unit	8	±1	87	±2	
AGR/FTS/AR	9	±1	93	±2	
IMA	5	±1	88	±7	
Non-Hispanic White	7	±1	88	±3	
Total Minority	8	±1	87	±3	
FEMALES	20	±1	90	±2	
Enlisted	20	±1	90	±2	
E1-E4	19	±2	88	±4	
E5-E9	21	±1	92	±2	
Officers	20	±1	91	±3	
O1-O3	21	±2	90	±4	
O4-O6	17	±1	92	±3	
Reserve Unit	20	±1	89	±2	
AGR/FTS/AR	24	±1	94	±2	
IMA	11	±2	89	±7	
Non-Hispanic White	22	±1	91	±2	
Total Minority	18	±1	89	±3	
Experienced SH	99	±1	89	±2	
Experienced GD	99	±1	94	±2	
Not Experienced SH/GD	NA		NA		
Experienced SA	73	±6	88	±5	
Not Experienced SA	19	±1	90	±2	

Note. Percent responding are Reserve component members who answered the question and who indicated they experienced a sex-based MEO violation (Q6-Q50).

Members were instructed to mark "No" if they had not visited the locations or performed the activities.

NA: Not applicable








































61a. Continued	Percent Responding		Percentages	Max ME	Percentage Reporting Yes
			Yes		
National Guard	21	±2	90	±3	
ARNG	24	±2	89	±3	
Enlisted	23	±2	89	±4	
Officers	27	±2	91	±3	
ANG	15	±1	92	±2	
Enlisted	15	±1	92	±3	
Officers	18	±2	95	±3	
Reserve	19	±1	90	±2	
USAR	22	±2	89	±3	
Enlisted	22	±2	89	±4	
Officers	20	±2	89	±5	
USNR	17	±2	91	±4	
Enlisted	18	±3	92	±4	
Officers	13	±3	87	±8	
USMCR	26	±8	99	±4	
USAFR	13	±1	93	±3	
Enlisted	13	±2	93	±3	
Officers	11	±2	93	±5	
MALES	5	±1	85	±3	
Enlisted	5	±1	85	±4	
E1-E4	6	±1	82	±6	
E5-E9	4	±1	88	±4	
Officers	4	±1	86	±5	
O1-O3	4	±1	80	±8	
O4-O6	3	±1	92	±5	
Reserve Unit	5	±1	84	±4	
AGR/FTS/AR	5	±1	91	±5	
IMA	2	±1	NR		
Non-Hispanic White	5	±1	85	±4	
Total Minority	5	±1	85	±5	
Experienced SH	98	±1	85	±4	
Experienced GD	99	±1	87	±5	
Not Experienced SH/GD	NA		NA		
Experienced SA	76	±9	86	±13	
Not Experienced SA	4	±1	85	±4	
National Guard	5	±1	87	±4	
ARNG	5	±1	85	±5	
Enlisted	5	±1	85	±6	
Officers	4	±1	86	±8	
ANG	3	±1	93	±5	
Enlisted	3	±1	93	±6	
Officers	3	±1	98	±5	
Reserve	5	±1	82	±5	
USAR	6	±1	83	±6	
Enlisted	6	±1	83	±7	
Officers	4	±1	82	±10	
USNR	3	±1	82	±12	
Enlisted	4	±1	81	±14	
Officers	2	±1	84	±16	
USMCR	3	±1	72	±14	
Enlisted	3	±1	72	±16	
Officers	2	±2	NR		
USAFR	3	±1	90	±7	
Enlisted	3	±1	91	±8	
Officers	3	±1	87	±14	

NR: Not reportable

NA: Not applicable

61. Thinking about this upsetting situation...





















































b. Did it occur while you were on TDY/TAD, at sea, or during field exercises/alerts?

	Percent Responding		Percentages	Max ME	Percentage Reporting Yes
			Yes		
TOTAL DOD	8	±1	34	±2	
National Guard	8	±1	33	±3	
ARNG	8	±1	35	±4	
ANG	5	±1	24	±4	
Reserve	8	±1	35	±3	
USAR	9	±1	38	±4	
USNR	6	±1	32	±5	
USMCR	4	±1	28	±11	
USAFR	5	±1	27	±4	
Enlisted	8	±1	34	±3	
E1-E4	8	±1	33	±4	
E1-E3	7	±1	27	±8	
E4	9	±1	36	±5	
E5-E9	7	±1	35	±3	
Officers	7	±1	33	±3	
O1-O3	8	±1	38	±4	
O4-O6	6	±1	26	±4	
W1-W5	6	±1	38	±9	
Reserve Unit	7	±1	35	±3	
AGR/FTS/AR	9	±1	25	±3	
IMA	5	±1	23	±10	
Non-Hispanic White	7	±1	34	±3	
Total Minority	8	±1	34	±3	
FEMALES	20	±1	33	±2	
Enlisted	20	±1	33	±3	
E1-E4	19	±2	32	±4	
E5-E9	21	±1	34	±2	
Officers	20	±1	36	±3	
O1-O3	21	±2	40	±4	
O4-O6	17	±1	28	±3	
Reserve Unit	20	±1	35	±3	
AGR/FTS/AR	24	±1	25	±2	
IMA	11	±2	26	±10	
Non-Hispanic White	22	±1	35	±3	
Total Minority	18	±1	31	±3	
Experienced SH	98	±1	34	±3	
Experienced GD	99	±1	37	±3	
Not Experienced SH/GD	NA		NA		
Experienced SA	72	±6	44	±7	
Not Experienced SA	19	±1	32	±2	

Note. Percent responding are Reserve component members who answered the question and who indicated they experienced a sex-based MEO violation (Q6-Q50).

Members were instructed to mark "No" if they had not visited the locations or performed the activities.

NA: Not applicable








































61b. Continued	Percent Responding		Percentages	Max ME	Percentage Reporting Yes
			Yes		
National Guard	21	±2	32	±3	
ARNG	24	±2	34	±4	
Enlisted	23	±2	33	±4	
Officers	27	±2	40	±5	
ANG	15	±1	26	±4	
Enlisted	14	±1	25	±4	
Officers	18	±2	27	±6	
Reserve	19	±1	34	±3	
USAR	22	±2	39	±4	
Enlisted	22	±2	39	±5	
Officers	21	±2	38	±5	
USNR	17	±2	29	±6	
Enlisted	18	±3	28	±6	
Officers	14	±3	35	±9	
USMCR	25	±8	15	±15	
USAFR	12	±1	25	±4	
Enlisted	13	±2	24	±5	
Officers	11	±2	26	±6	
MALES	5	±1	35	±4	
Enlisted	5	±1	35	±4	
E1-E4	6	±1	34	±7	
E5-E9	4	±1	36	±4	
Officers	4	±1	30	±5	
O1-O3	4	±1	34	±8	
O4-O6	3	±1	23	±7	
Reserve Unit	5	±1	36	±4	
AGR/FTS/AR	5	±1	25	±7	
IMA	2	±1	NR		
Non-Hispanic White	5	±1	33	±5	
Total Minority	5	±1	37	±6	
Experienced SH	99	±1	35	±4	
Experienced GD	98	±2	42	±6	
Not Experienced SH/GD	NA		NA		
Experienced SA	76	±9	44	±13	
Not Experienced SA	4	±1	34	±4	
National Guard	5	±1	34	±5	
ARNG	5	±1	36	±6	
Enlisted	5	±1	37	±6	
Officers	4	±1	28	±9	
ANG	3	±1	23	±6	
Enlisted	3	±1	22	±7	
Officers	3	±1	26	±12	
Reserve	5	±1	36	±5	
USAR	6	±1	37	±7	
Enlisted	6	±1	37	±8	
Officers	4	±1	35	±10	
USNR	4	±1	35	±10	
Enlisted	4	±1	33	±11	
Officers	2	±1	45	±16	
USMCR	3	±1	32	±13	
Enlisted	3	±1	33	±14	
Officers	2	±2	NR		
USAFR	3	±1	30	±9	
Enlisted	3	±1	34	±11	
Officers	3	±1	15	±13	

NR: Not reportable





















































NA: Not applicable

61. Thinking about this upsetting situation...

c. Did it occur while you were deployed to a combat zone or to an area where you drew imminent danger pay or hostile fire pay?

	Percent Responding		Percentages	Max ME	Percentage Reporting Yes
			Yes		
TOTAL DOD	8	±1	11	±2	
National Guard	7	±1	11	±2	
ARNG	8	±1	11	±3	
ANG	5	±1	8	±3	
Reserve	8	±1	12	±2	
USAR	9	±1	12	±3	
USNR	6	±1	14	±4	
USMCR	4	±1	7	±7	
USAFR	5	±1	8	±3	
Enlisted	8	±1	11	±2	
E1-E4	8	±1	8	±3	
E1-E3	7	±1	2	±4	
E4	9	±1	12	±4	
E5-E9	7	±1	13	±2	
Officers	7	±1	13	±2	
O1-O3	8	±1	12	±3	
O4-O6	6	±1	13	±3	
W1-W5	6	±1	24	±9	
Reserve Unit	7	±1	12	±2	
AGR/FTS/AR	9	±1	7	±2	
IMA	5	±1	11	±9	
Non-Hispanic White	7	±1	10	±2	
Total Minority	8	±1	12	±3	
FEMALES	20	±1	10	±2	
Enlisted	20	±1	10	±2	
E1-E4	19	±2	7	±3	
E5-E9	21	±1	12	±2	
Officers	20	±1	12	±2	
O1-O3	21	±2	11	±3	
O4-O6	17	±1	11	±3	
Reserve Unit	20	±1	11	±2	
AGR/FTS/AR	24	±1	6	±2	
IMA	11	±2	7	±6	
Non-Hispanic White	22	±1	9	±2	
Total Minority	18	±1	11	±2	
Experienced SH	98	±1	10	±2	
Experienced GD	99	±1	13	±2	
Not Experienced SH/GD	NA		NA		
Experienced SA	73	±6	13	±5	
Not Experienced SA	19	±1	10	±2	

Note. Percent responding are Reserve component members who answered the question and who indicated they experienced a sex-based MEO violation (Q6-Q50). Members were instructed to mark "No" if they had not visited the locations or performed the activities.
NA: Not applicable








































61c. Continued	Percent Responding		Percentages	Max ME	Percentage Reporting Yes
			Yes		
National Guard	21	±2	10	±2	
ARNG	24	±2	11	±2	
Enlisted	23	±2	11	±3	
Officers	27	±2	14	±4	
ANG	15	±1	6	±3	
Enlisted	14	±1	7	±3	
Officers	18	±2	4	±3	
Reserve	19	±1	10	±2	
USAR	22	±2	10	±3	
Enlisted	22	±2	10	±3	
Officers	21	±2	12	±4	
USNR	17	±2	10	±4	
Enlisted	18	±3	9	±4	
Officers	13	±3	18	±8	
USMCR	24	±8	2	±5	
USAFR	13	±1	7	±3	
Enlisted	13	±2	7	±4	
Officers	11	±2	8	±5	
MALES	5	±1	13	±3	
Enlisted	5	±1	12	±3	
E1–E4	6	±1	9	±5	
E5–E9	4	±1	15	±4	
Officers	4	±1	15	±4	
O1–O3	4	±1	12	±7	
O4–O6	3	±1	15	±6	
Reserve Unit	5	±1	13	±3	
AGR/FTS/AR	5	±1	8	±4	
IMA	2	±1	NR		
Non-Hispanic White	5	±1	12	±3	
Total Minority	5	±1	14	±5	
Experienced SH	98	±1	12	±3	
Experienced GD	97	±2	18	±5	
Not Experienced SH/GD	NA		NA		
Experienced SA	75	±9	15	±12	
Not Experienced SA	4	±1	12	±3	
National Guard	5	±1	11	±4	
ARNG	5	±1	12	±4	
Enlisted	5	±1	12	±5	
Officers	4	±1	10	±6	
ANG	3	±1	10	±6	
Enlisted	3	±1	10	±7	
Officers	3	±1	8	±9	
Reserve	4	±1	14	±4	
USAR	6	±1	15	±6	
Enlisted	6	±1	14	±6	
Officers	4	±1	22	±10	
USNR	3	±1	19	±9	
Enlisted	4	±1	17	±10	
Officers	2	±1	29	±18	
USMCR	3	±1	8	±9	
Enlisted	3	±1	8	±10	
Officers	2	±2	NR		
USAFR	3	±1	9	±7	
Enlisted	3	±1	10	±8	
Officers	3	±1	6	±10	

NR: Not reportable

NA: Not applicable

61. Thinking about this upsetting situation...



















































d. Did it occur during recruit training/basic training?

	Percent Responding		Percentages	Max ME	Percentage Reporting Yes
			Yes		
TOTAL DOD	8	±1	12	±2	
National Guard	7	±1	13	±3	
ARNG	8	±1	14	±3	
ANG	5	±1	4	±3	
Reserve	8	±1	12	±3	
USAR	9	±1	14	±4	
USNR	6	±1	9	±6	
USMCR	4	±1	14	±10	
USAFR	5	±1	3	±2	
Enlisted	8	±1	13	±3	
E1-E4	8	±1	23	±4	
E1-E3	7	±1	36	±8	
E4	9	±1	16	±4	
E5-E9	7	±1	4	±2	
Officers	7	±1	5	±2	
O1-O3	8	±1	7	±3	
O4-O6	6	±1	3	±2	
W1-W5	6	±1	5	±7	
Reserve Unit	7	±1	13	±2	
AGR/FTS/AR	9	±1	3	±2	
IMA	5	±1	2	±5	
Non-Hispanic White	7	±1	12	±3	
Total Minority	8	±1	12	±3	
FEMALES	20	±1	9	±2	
Enlisted	20	±1	10	±2	
E1-E4	19	±2	17	±4	
E5-E9	21	±1	3	±1	
Officers	20	±1	4	±2	
O1-O3	21	±2	7	±4	
O4-O6	17	±1	1	±1	
Reserve Unit	20	±1	10	±2	
AGR/FTS/AR	24	±1	3	±1	
IMA	11	±2	1	±6	
Non-Hispanic White	22	±1	9	±3	
Total Minority	18	±1	9	±3	
Experienced SH	99	±1	10	±2	
Experienced GD	98	±1	8	±3	
Not Experienced SH/GD	NA		NA		
Experienced SA	72	±6	9	±5	
Not Experienced SA	19	±1	9	±2	

Note. Percent responding are Reserve component members who answered the question and who indicated they experienced a sex-based MEO violation (Q6-Q50).

Members were instructed to mark "No" if they had not visited the locations or performed the activities.

NA: Not applicable








































61d. Continued	Percent Responding		Percentages	Max ME	Percentage Reporting Yes
			Yes		
National Guard	21	±2	10	±3	
ARNG	24	±2	12	±3	
Enlisted	23	±2	13	±4	
Officers	27	±2	5	±3	
ANG	15	±1	4	±3	
Enlisted	14	±1	4	±4	
Officers	18	±2	1	±4	
Reserve	19	±1	7	±3	
USAR	22	±2	9	±3	
Enlisted	22	±2	10	±4	
Officers	21	±2	6	±5	
USNR	17	±2	4	±5	
Enlisted	18	±3	5	±6	
Officers	13	±3	0	±0	
USMCR	25	±8	NR		
USAFR	13	±1	3	±2	
Enlisted	13	±2	3	±3	
Officers	11	±2	2	±3	
MALES	5	±1	16	±4	
Enlisted	5	±1	17	±4	
E1-E4	6	±1	28	±7	
E5-E9	4	±1	5	±3	
Officers	4	±1	6	±3	
O1-O3	4	±1	6	±5	
O4-O6	3	±1	6	±5	
Reserve Unit	5	±1	17	±4	
AGR/FTS/AR	5	±1	3	±3	
IMA	2	±1	NR		
Non-Hispanic White	5	±1	16	±5	
Total Minority	5	±1	16	±6	
Experienced SH	99	±1	17	±4	
Experienced GD	97	±2	14	±6	
Not Experienced SH/GD	NA		NA		
Experienced SA	75	±9	30	±14	
Not Experienced SA	4	±1	14	±4	
National Guard	5	±1	15	±5	
ARNG	5	±1	17	±6	
Enlisted	5	±1	18	±6	
Officers	4	±1	6	±5	
ANG	3	±1	5	±4	
Enlisted	3	±1	5	±5	
Officers	3	±1	6	±10	
Reserve	5	±1	17	±5	
USAR	6	±1	19	±7	
Enlisted	6	±1	21	±8	
Officers	4	±1	5	±7	
USNR	4	±1	17	±13	
Enlisted	4	±1	17	±15	
Officers	2	±1	NR		
USMCR	3	±1	14	±11	
Enlisted	3	±1	14	±12	
Officers	2	±2	NR		
USAFR	3	±1	4	±5	
Enlisted	3	±1	4	±6	
Officers	3	±1	4	±10	

NR: Not reportable

NA: Not applicable

61. Thinking about this upsetting situation...





















































e. Did it occur in a civilian location?

	Percent Responding		Percentages	Max ME	Percentage Reporting Yes
			Yes		
TOTAL DOD	8	±1	22	±2	
National Guard	7	±1	22	±3	
ARNG	8	±1	23	±3	
ANG	5	±1	16	±3	
Reserve	8	±1	23	±3	
USAR	9	±1	26	±4	
USNR	6	±1	19	±5	
USMCR	4	±1	16	±9	
USAFR	5	±1	20	±4	
Enlisted	8	±1	22	±2	
E1-E4	8	±1	24	±4	
E1-E3	7	±1	26	±7	
E4	9	±1	23	±5	
E5-E9	7	±1	21	±2	
Officers	7	±1	22	±3	
O1-O3	8	±1	21	±4	
O4-O6	6	±1	23	±4	
W1-W5	6	±1	23	±8	
Reserve Unit	7	±1	23	±2	
AGR/FTS/AR	9	±1	14	±2	
IMA	5	±1	29	±10	
Non-Hispanic White	7	±1	23	±3	
Total Minority	8	±1	22	±3	
FEMALES	20	±1	23	±2	
Enlisted	20	±1	23	±3	
E1-E4	19	±2	25	±4	
E5-E9	21	±1	22	±2	
Officers	20	±1	21	±3	
O1-O3	21	±2	21	±4	
O4-O6	17	±1	21	±3	
Reserve Unit	20	±1	24	±2	
AGR/FTS/AR	24	±1	17	±2	
IMA	11	±2	26	±9	
Non-Hispanic White	22	±1	24	±3	
Total Minority	18	±1	22	±3	
Experienced SH	98	±1	25	±3	
Experienced GD	98	±1	20	±3	
Not Experienced SH/GD	NA		NA		
Experienced SA	71	±6	34	±7	
Not Experienced SA	19	±1	22	±2	

Note. Percent responding are Reserve component members who answered the question and who indicated they experienced a sex-based MEO violation (Q6-Q50).

Members were instructed to mark "No" if they had not visited the locations or performed the activities.

NA: Not applicable

61e. Continued	Percent Responding		Percentages	Max ME	Percentage Reporting Yes
			Yes		
National Guard	21	±2	21	±3	
ARNG	24	±2	23	±3	
Enlisted	23	±2	23	±4	
Officers	26	±2	21	±4	
ANG	15	±1	16	±3	
Enlisted	14	±1	16	±4	
Officers	18	±2	15	±4	
Reserve	19	±1	24	±3	
USAR	22	±2	27	±4	
Enlisted	22	±2	29	±5	
Officers	21	±2	22	±6	
USNR	16	±2	18	±5	
Enlisted	17	±2	16	±5	
Officers	13	±3	24	±8	
USMCR	25	±8	12	±12	
USAFR	13	±1	21	±4	
Enlisted	13	±2	21	±4	
Officers	11	±2	18	±6	
MALES	5	±1	22	±3	
Enlisted	5	±1	22	±4	
E1-E4	6	±1	23	±6	
E5-E9	4	±1	20	±4	
Officers	4	±1	23	±5	
O1-O3	4	±1	22	±8	
O4-O6	3	±1	25	±7	
Reserve Unit	5	±1	23	±4	
AGR/FTS/AR	5	±1	10	±5	
IMA	2	±1	NR		
Non-Hispanic White	5	±1	22	±4	
Total Minority	5	±1	22	±6	
Experienced SH	98	±1	22	±4	
Experienced GD	98	±2	22	±6	
Not Experienced SH/GD	NA		NA		
Experienced SA	75	±9	36	±13	
Not Experienced SA	4	±1	20	±4	
National Guard	5	±1	22	±5	
ARNG	5	±1	23	±5	
Enlisted	5	±1	23	±6	
Officers	4	±1	23	±9	
ANG	3	±1	16	±6	
Enlisted	3	±1	15	±7	
Officers	3	±1	20	±12	
Reserve	4	±1	22	±5	
USAR	6	±1	24	±7	
Enlisted	6	±1	24	±8	
Officers	4	±1	23	±9	
USNR	3	±1	20	±9	
Enlisted	4	±1	18	±11	
Officers	2	±1	27	±18	
USMCR	3	±1	17	±12	
Enlisted	3	±1	17	±13	
Officers	2	±2	NR		
USAFR	3	±1	18	±8	
Enlisted	3	±1	16	±9	
Officers	3	±1	28	±16	

NR: Not reportable

NA: Not applicable

61. Where did the upsetting situation occur? Constructed from Q61.

1. Military location only
4. No location disclosed

2. Civilian location only

3. Military and civilian locations

	Percent Responding		Percentages				Max ME	Percentage Reporting Military Location		
			1	2	3	4				
TOTAL DOD	7	±1	75	5	17	3	±2	92.0	±2.0	
National Guard	7	±1	76	5	16	2	±3	92.0	±3.0	
ARNG	8	±1	75	6	17	3	±4	91.0	±3.0	
ANG	5	±1	83	2	14	1	±3	97.0	±2.0	
Reserve	8	±1	73	5	19	3	±3	92.0	±2.0	
USAR	9	±1	71	5	21	3	±4	92.0	±3.0	
USNR	6	±1	78	5	14	3	±6	92.0	±5.0	
USMCR	4	±1	75	5	11	10	±11	85.0	±10.0	
USAFR	5	±1	78	4	16	2	±4	94.0	±3.0	
Enlisted	8	±1	75	5	17	3	±3	92.0	±2.0	
E1-E4	8	±1	73	7	17	4	±4	90.0	±3.0	
E1-E3	7	±1	69	8	17	5	±8	86.0	±7.0	
E4	9	±1	74	6	17	3	±5	92.0	±4.0	
E5-E9	7	±1	77	4	17	2	±2	94.0	±2.0	
Officers	7	±1	76	4	18	2	±3	94.0	±2.0	
O1-O3	8	±1	77	5	16	2	±4	93.0	±3.0	
O4-O6	5	±1	75	3	20	2	±4	95.0	±2.0	
W1-W5	6	±1	75	4	19	3	±8	93.0	±6.0	
Reserve Unit	7	±1	74	5	18	3	±3	92.0	±2.0	
AGR/FTS/AR	8	±1	83	2	12	3	±3	95.0	±2.0	
IMA	5	±1	69	5	23	2	±10	92.0	±6.0	
Non-Hispanic White	7	±1	75	5	17	2	±3	92.0	±2.0	
Total Minority	8	±1	74	4	18	4	±3	92.0	±2.0	
FEMALES	20	±1	76	4	19	1	±2	94.0	±2.0	
Enlisted	20	±1	75	4	19	1	±3	94.0	±2.0	
E1-E4	19	±2	73	6	20	1	±4	93.0	±3.0	
E5-E9	21	±1	77	3	18	1	±2	95.0	±2.0	
Officers	20	±1	78	4	17	1	±3	95.0	±2.0	
O1-O3	21	±2	78	4	16	1	±4	95.0	±4.0	
O4-O6	17	±1	78	3	17	2	±3	95.0	±2.0	
Reserve Unit	20	±1	75	4	19	1	±3	94.0	±2.0	
AGR/FTS/AR	24	±1	82	3	14	1	±2	96.0	±1.0	
IMA	11	±2	73	7	19	2	±9	92.0	±6.0	
Non-Hispanic White	22	±1	76	5	19	1	±3	95.0	±2.0	
Total Minority	18	±1	76	4	18	2	±3	94.0	±2.0	
Experienced SH	98	±1	73	5	20	1	±3	94.0	±2.0	
Experienced GD	98	±1	79	2	18	1	±3	97.0	±1.0	
Not Experienced SH/GD	NA		NA	NA	NA	NA		NA		
Experienced SA	71	±6	65	6	28	1	±7	93.0	±4.0	
Not Experienced SA	19	±1	77	4	18	1	±2	95.0	±2.0	

Note. Percent responding are Reserve component members who answered the question and who indicated they experienced a sex-based MEO violation (Q6-Q50).

Members were instructed to mark "No" if they had not visited the locations or performed the activities.

NA: Not applicable








































61. Continued	Percent Responding		Percentages				Max ME	Percentage Reporting Military Location		
			1	2	3	4				
National Guard	21	±2	77	4	17	1	±3	94.0	±2.0	
ARNG	24	±2	76	5	18	1	±4	94.0	±3.0	
Enlisted	23	±2	75	5	18	2	±4	93.0	±3.0	
Officers	26	±2	78	3	18	1	±4	96.0	±2.0	
ANG	15	±1	83	2	14	1	±3	97.0	±2.0	
Enlisted	14	±1	83	3	14	1	±4	96.0	±2.0	
Officers	18	±2	84	1	13	1	±5	97.0	±3.0	
Reserve	19	±1	74	4	20	1	±3	94.0	±2.0	
USAR	22	±2	71	4	23	1	±4	94.0	±3.0	
Enlisted	22	±2	70	4	24	1	±5	94.0	±3.0	
Officers	21	±2	77	5	17	2	±6	93.0	±5.0	
USNR	16	±2	80	4	14	2	±5	94.0	±3.0	
Enlisted	17	±2	82	4	13	2	±5	95.0	±4.0	
Officers	13	±3	75	6	18	1	±8	93.0	±7.0	
USMCR	25	±8	88	1	11	NR	±13	99.0	±4.0	
USAFR	13	±1	78	4	17	1	±4	95.0	±2.0	
Enlisted	13	±2	77	4	18	1	±4	95.0	±3.0	
Officers	11	±2	82	3	14	1	±6	96.0	±4.0	
MALES	5	±1	74	6	16	4	±4	90.0	±3.0	
Enlisted	5	±1	74	6	16	4	±4	90.0	±3.0	
E1–E4	6	±1	72	7	15	6	±7	87.0	±6.0	
E5–E9	4	±1	77	4	16	3	±4	93.0	±3.0	
Officers	4	±1	74	4	19	3	±5	93.0	±4.0	
O1–O3	4	±1	75	5	17	4	±8	91.0	±6.0	
O4–O6	3	±1	73	3	22	2	±7	95.0	±4.0	
Reserve Unit	5	±1	73	6	17	4	±4	90.0	±3.0	
AGR/FTS/AR	5	±1	85	1	9	4	±6	94.0	±5.0	
IMA	2	±1	NR	NR	NR	NR		NR		
Non-Hispanic White	5	±1	75	6	16	4	±5	90.0	±4.0	
Total Minority	5	±1	73	5	17	5	±6	89.0	±5.0	
Experienced SH	98	±1	74	6	17	4	±4	90.0	±3.0	
Experienced GD	97	±2	72	3	19	5	±6	91.0	±5.0	
Not Experienced SH/GD	NA		NA	NA	NA	NA		NA		
Experienced SA	75	±9	60	8	28	4	±14	88.0	±13.0	
Not Experienced SA	4	±1	76	5	15	4	±4	91.0	±3.0	
National Guard	5	±1	75	6	15	3	±5	91.0	±4.0	
ARNG	5	±1	74	7	15	3	±6	89.0	±5.0	
Enlisted	5	±1	74	7	15	4	±6	89.0	±5.0	
Officers	4	±1	75	6	17	3	±9	91.0	±7.0	
ANG	3	±1	84	1	14	1	±6	98.0	±2.0	
Enlisted	3	±1	84	1	14	1	±7	98.0	±3.0	
Officers	3	±1	80	1	19	NR	±12	99.0	±6.0	
Reserve	4	±1	72	5	17	6	±5	89.0	±4.0	
USAR	6	±1	71	5	19	5	±7	90.0	±6.0	
Enlisted	6	±1	71	6	18	5	±8	89.0	±7.0	
Officers	4	±1	74	1	22	3	±10	96.0	±7.0	
USNR	3	±1	75	6	14	NR	±11	89.0	±12.0	
Enlisted	4	±1	75	6	13	NR	±13	88.0	±14.0	
Officers	2	±1	NR	NR	NR	NR		NR		
USMCR	3	±1	70	6	11	13	±13	80.0	±13.0	
Enlisted	3	±1	71	6	10	12	±15	81.0	±15.0	
Officers	2	±2	NR	NR	NR	NR		NR		
USAFR	3	±1	78	4	15	4	±8	93.0	±6.0	
Enlisted	3	±1	81	2	13	3	±9	94.0	±7.0	
Officers	3	±1	66	8	21	5	±17	87.0	±14.0	

NR: Not reportable

NA: Not applicable





















































62. Thinking about this upsetting situation...

a. Did you request a transfer or other change of assignment as a result of the situation?

	Percent Responding		Percentages	Max ME	Percentage Reporting Yes
			Yes		
TOTAL DOD	8	±1	15	±2	
National Guard	8	±1	14	±2	
ARNG	8	±1	14	±3	
ANG	5	±1	12	±3	
Reserve	8	±1	16	±2	
USAR	9	±1	18	±3	
USNR	6	±1	12	±4	
USMCR	4	±1	6	±6	
USAFR	5	±1	17	±4	
Enlisted	8	±1	15	±2	
E1-E4	8	±1	13	±3	
E1-E3	7	±1	8	±5	
E4	9	±1	16	±4	
E5-E9	7	±1	16	±2	
Officers	7	±1	16	±2	
O1-O3	8	±1	17	±3	
O4-O6	6	±1	15	±3	
W1-W5	6	±1	11	±5	
Reserve Unit	8	±1	14	±2	
AGR/FTS/AR	9	±1	17	±3	
IMA	5	±1	21	±9	
Non-Hispanic White	7	±1	13	±2	
Total Minority	8	±1	17	±3	
FEMALES	20	±1	16	±2	
Enlisted	20	±1	16	±2	
E1-E4	19	±2	15	±4	
E5-E9	21	±1	17	±2	
Officers	20	±1	17	±2	
O1-O3	21	±2	18	±3	
O4-O6	17	±1	16	±3	
Reserve Unit	20	±1	16	±2	
AGR/FTS/AR	24	±1	19	±2	
IMA	11	±2	17	±8	
Non-Hispanic White	22	±1	15	±2	
Total Minority	18	±1	18	±3	
Experienced SH	99	±1	15	±2	
Experienced GD	99	±1	26	±3	
Not Experienced SH/GD	NA		NA		
Experienced SA	73	±6	20	±6	
Not Experienced SA	19	±1	16	±2	

Note. Percent responding are Reserve component members who answered the question and who indicated they experienced a sex-based MEO violation (Q6-Q50).

NA: Not applicable








































62a. Continued	Percent Responding		Percentages	Max ME	Percentage Reporting Yes
			Yes		
National Guard	21	±2	14	±2	
ARNG	24	±2	15	±3	
Enlisted	23	±2	14	±3	
Officers	26	±2	17	±4	
ANG	15	±1	14	±3	
Enlisted	14	±1	13	±3	
Officers	18	±2	15	±5	
Reserve	19	±1	19	±3	
USAR	22	±2	21	±3	
Enlisted	22	±2	21	±4	
Officers	21	±2	19	±4	
USNR	17	±2	12	±4	
Enlisted	18	±3	13	±5	
Officers	13	±3	11	±6	
USMCR	26	±8	6	±12	
USAFR	13	±1	18	±3	
Enlisted	13	±2	18	±4	
Officers	11	±2	20	±6	
MALES	5	±1	13	±3	
Enlisted	5	±1	13	±3	
E1–E4	6	±1	11	±5	
E5–E9	4	±1	14	±3	
Officers	4	±1	14	±4	
O1–O3	4	±1	15	±7	
O4–O6	3	±1	14	±6	
Reserve Unit	5	±1	13	±3	
AGR/FTS/AR	5	±1	13	±6	
IMA	2	±1	NR		
Non-Hispanic White	5	±1	11	±3	
Total Minority	5	±1	16	±5	
Experienced SH	98	±1	12	±3	
Experienced GD	99	±1	24	±5	
Not Experienced SH/GD	NA		NA		
Experienced SA	76	±9	23	±13	
Not Experienced SA	4	±1	12	±3	
National Guard	5	±1	13	±4	
ARNG	5	±1	13	±4	
Enlisted	5	±1	13	±5	
Officers	4	±1	15	±8	
ANG	3	±1	10	±4	
Enlisted	3	±1	9	±5	
Officers	3	±1	16	±10	
Reserve	4	±1	13	±4	
USAR	6	±1	15	±6	
Enlisted	6	±1	14	±7	
Officers	4	±1	15	±8	
USNR	3	±1	12	±9	
Enlisted	4	±1	13	±10	
Officers	2	±1	8	±13	
USMCR	3	±1	5	±7	
Enlisted	3	±1	5	±8	
Officers	2	±2	NR		
USAFR	3	±1	15	±8	
Enlisted	3	±1	16	±10	
Officers	3	±1	10	±10	

NR: Not reportable

NA: Not applicable





















































62. Thinking about this upsetting situation...

b. Did it make you want to leave the military?

	Percent Responding		Percentages	Max ME	Percentage Reporting Yes
			Yes		
TOTAL DOD	8	±1	36	±2	
National Guard	8	±1	35	±3	
ARNG	8	±1	35	±4	
ANG	5	±1	35	±4	
Reserve	8	±1	37	±3	
USAR	9	±1	39	±4	
USNR	6	±1	34	±5	
USMCR	4	±1	32	±11	
USAFR	5	±1	34	±4	
Enlisted	8	±1	35	±3	
E1-E4	8	±1	35	±4	
E1-E3	7	±1	30	±8	
E4	9	±1	38	±5	
E5-E9	7	±1	36	±3	
Officers	7	±1	40	±3	
O1-O3	8	±1	39	±4	
O4-O6	6	±1	41	±4	
W1-W5	6	±1	38	±9	
Reserve Unit	8	±1	36	±3	
AGR/FTS/AR	9	±1	40	±3	
IMA	5	±1	29	±8	
Non-Hispanic White	7	±1	37	±3	
Total Minority	8	±1	35	±3	
FEMALES	20	±1	38	±2	
Enlisted	20	±1	37	±3	
E1-E4	19	±2	36	±4	
E5-E9	21	±1	38	±2	
Officers	20	±1	41	±3	
O1-O3	21	±2	40	±4	
O4-O6	17	±1	43	±3	
Reserve Unit	20	±1	37	±3	
AGR/FTS/AR	24	±1	43	±3	
IMA	11	±2	33	±9	
Non-Hispanic White	22	±1	38	±3	
Total Minority	18	±1	37	±3	
Experienced SH	99	±1	36	±3	
Experienced GD	99	±1	55	±3	
Not Experienced SH/GD	NA		NA		
Experienced SA	73	±6	44	±7	
Not Experienced SA	19	±1	37	±2	

Note. Percent responding are Reserve component members who answered the question and who indicated they experienced a sex-based MEO violation (Q6-Q50).

NA: Not applicable








































62b. Continued	Percent Responding		Percentages	Max ME	Percentage Reporting Yes
			Yes		
National Guard	21	±2	36	±3	
ARNG	24	±2	36	±4	
Enlisted	23	±2	34	±4	
Officers	27	±2	44	±4	
ANG	15	±1	37	±4	
Enlisted	15	±1	36	±4	
Officers	18	±2	42	±6	
Reserve	19	±1	40	±3	
USAR	22	±2	42	±4	
Enlisted	22	±2	43	±5	
Officers	21	±2	39	±5	
USNR	17	±2	36	±6	
Enlisted	18	±3	34	±6	
Officers	14	±3	44	±9	
USMCR	26	±8	NR		
USAFR	13	±1	33	±4	
Enlisted	13	±2	31	±5	
Officers	11	±2	37	±7	
MALES	5	±1	34	±4	
Enlisted	5	±1	34	±4	
E1-E4	6	±1	34	±7	
E5-E9	4	±1	33	±4	
Officers	4	±1	39	±6	
O1-O3	4	±1	39	±8	
O4-O6	3	±1	40	±8	
Reserve Unit	5	±1	34	±4	
AGR/FTS/AR	5	±1	35	±7	
IMA	2	±1	21	±18	
Non-Hispanic White	5	±1	36	±5	
Total Minority	5	±1	32	±6	
Experienced SH	99	±1	32	±4	
Experienced GD	99	±2	58	±6	
Not Experienced SH/GD	NA		NA		
Experienced SA	77	±9	49	±13	
Not Experienced SA	4	±1	32	±4	
National Guard	5	±1	34	±5	
ARNG	5	±1	34	±6	
Enlisted	5	±1	34	±6	
Officers	4	±1	40	±9	
ANG	3	±1	32	±7	
Enlisted	3	±1	33	±8	
Officers	3	±1	28	±12	
Reserve	5	±1	35	±5	
USAR	6	±1	36	±7	
Enlisted	6	±1	36	±8	
Officers	4	±1	41	±10	
USNR	4	±1	31	±10	
Enlisted	4	±1	30	±11	
Officers	2	±1	33	±16	
USMCR	3	±1	30	±12	
Enlisted	3	±1	30	±13	
Officers	2	±2	NR		
USAFR	3	±1	37	±9	
Enlisted	3	±1	35	±10	
Officers	3	±1	44	±15	

NR: Not reportable

NA: Not applicable



















































62. Thinking about this upsetting situation...

c. Did this situation ever make it hard to do your job or complete your work?

	Percent Responding		Percentages	Max ME	Percentage Reporting Yes
			Yes		
TOTAL DOD	7	±1	48	±2	
National Guard	7	±1	48	±3	
ARNG	8	±1	48	±4	
ANG	5	±1	49	±4	
Reserve	8	±1	49	±3	
USAR	9	±1	50	±4	
USNR	6	±1	49	±6	
USMCR	4	±1	35	±10	
USAFR	5	±1	51	±5	
Enlisted	8	±1	47	±3	
E1-E4	8	±1	42	±4	
E1-E3	7	±1	38	±8	
E4	9	±1	44	±5	
E5-E9	7	±1	53	±3	
Officers	7	±1	56	±3	
O1-O3	8	±1	54	±4	
O4-O6	5	±1	59	±4	
W1-W5	6	±1	57	±9	
Reserve Unit	7	±1	47	±3	
AGR/FTS/AR	9	±1	58	±4	
IMA	5	±1	59	±10	
Non-Hispanic White	7	±1	50	±3	
Total Minority	8	±1	47	±3	
FEMALES	20	±1	53	±2	
Enlisted	20	±1	52	±3	
E1-E4	19	±2	46	±5	
E5-E9	21	±1	57	±3	
Officers	20	±1	59	±3	
O1-O3	21	±2	55	±4	
O4-O6	17	±1	64	±3	
Reserve Unit	20	±1	52	±3	
AGR/FTS/AR	24	±1	61	±3	
IMA	11	±2	59	±9	
Non-Hispanic White	22	±1	56	±3	
Total Minority	18	±1	50	±3	
Experienced SH	98	±1	51	±3	
Experienced GD	98	±1	72	±3	
Not Experienced SH/GD	NA		NA		
Experienced SA	72	±6	66	±7	
Not Experienced SA	19	±1	52	±3	

Note. Percent responding are Reserve component members who answered the question and who indicated they experienced a sex-based MEO violation (Q6-Q50).

NA: Not applicable








































62c. Continued	Percent Responding		Percentages	Max ME	Percentage Reporting Yes
			Yes		
National Guard	21	±2	52	±3	
ARNG	24	±2	52	±4	
Enlisted	23	±2	50	±4	
Officers	26	±2	59	±4	
ANG	15	±1	54	±4	
Enlisted	14	±1	53	±4	
Officers	18	±2	60	±6	
Reserve	19	±1	55	±3	
USAR	22	±2	56	±4	
Enlisted	22	±2	55	±5	
Officers	21	±2	58	±6	
USNR	17	±2	52	±6	
Enlisted	18	±3	49	±7	
Officers	13	±3	64	±9	
USMCR	25	±8	NR		
USAFR	12	±1	54	±4	
Enlisted	13	±2	53	±5	
Officers	11	±2	61	±7	
MALES	5	±1	44	±4	
Enlisted	5	±1	42	±4	
E1-E4	6	±1	38	±7	
E5-E9	4	±1	48	±4	
Officers	4	±1	52	±6	
O1-O3	4	±1	52	±8	
O4-O6	3	±1	52	±8	
Reserve Unit	5	±1	42	±4	
AGR/FTS/AR	5	±1	54	±7	
IMA	2	±1	NR		
Non-Hispanic White	5	±1	45	±5	
Total Minority	5	±1	42	±6	
Experienced SH	98	±1	40	±4	
Experienced GD	97	±2	71	±6	
Not Experienced SH/GD	NA		NA		
Experienced SA	75	±9	61	±13	
Not Experienced SA	4	±1	41	±4	
National Guard	5	±1	44	±5	
ARNG	5	±1	44	±6	
Enlisted	5	±1	43	±7	
Officers	4	±1	52	±9	
ANG	3	±1	42	±7	
Enlisted	3	±1	41	±8	
Officers	3	±1	46	±12	
Reserve	4	±1	43	±5	
USAR	6	±1	44	±7	
Enlisted	6	±1	42	±8	
Officers	4	±1	55	±10	
USNR	3	±1	44	±10	
Enlisted	4	±1	43	±12	
Officers	2	±1	NR		
USMCR	3	±1	33	±12	
Enlisted	3	±1	31	±13	
Officers	2	±2	NR		
USAFR	3	±1	46	±9	
Enlisted	3	±1	46	±10	
Officers	3	±1	49	±15	

NR: Not reportable

NA: Not applicable




















































62. Thinking about this upsetting situation...

d. Did this situation ever make your workplace either less productive or compromise your unit's mission?

	Percent Responding		Percentages	Max ME	Percentage Reporting Yes
			Yes		
TOTAL DOD	8	±1	46	±2	
National Guard	7	±1	44	±3	
ARNG	8	±1	44	±4	
ANG	5	±1	44	±4	
Reserve	8	±1	48	±3	
USAR	9	±1	50	±4	
USNR	6	±1	49	±6	
USMCR	4	±1	32	±10	
USAFR	5	±1	48	±5	
Enlisted	8	±1	45	±3	
E1-E4	8	±1	38	±4	
E1-E3	7	±1	31	±8	
E4	9	±1	42	±5	
E5-E9	7	±1	51	±3	
Officers	7	±1	54	±3	
O1-O3	8	±1	51	±4	
O4-O6	6	±1	58	±4	
W1-W5	6	±1	55	±9	
Reserve Unit	7	±1	45	±3	
AGR/FTS/AR	9	±1	52	±4	
IMA	5	±1	59	±10	
Non-Hispanic White	7	±1	47	±3	
Total Minority	8	±1	45	±3	
FEMALES	20	±1	47	±2	
Enlisted	20	±1	46	±3	
E1-E4	19	±2	40	±5	
E5-E9	21	±1	51	±3	
Officers	20	±1	54	±3	
O1-O3	21	±2	49	±4	
O4-O6	17	±1	60	±3	
Reserve Unit	20	±1	46	±3	
AGR/FTS/AR	24	±1	54	±3	
IMA	11	±2	57	±9	
Non-Hispanic White	22	±1	48	±3	
Total Minority	18	±1	46	±3	
Experienced SH	99	±1	46	±3	
Experienced GD	98	±1	64	±3	
Not Experienced SH/GD	NA		NA		
Experienced SA	73	±6	53	±7	
Not Experienced SA	19	±1	47	±2	

Note. Percent responding are Reserve component members who answered the question and who indicated they experienced a sex-based MEO violation (Q6-Q50).

NA: Not applicable








































62d. Continued	Percent Responding		Percentages	Max ME	Percentage Reporting Yes
			Yes		
National Guard	21	±2	45	±3	
ARNG	24	±2	45	±4	
Enlisted	23	±2	44	±4	
Officers	27	±2	53	±4	
ANG	15	±1	45	±4	
Enlisted	14	±1	42	±4	
Officers	18	±2	58	±6	
Reserve	19	±1	49	±3	
USAR	22	±2	51	±4	
Enlisted	22	±2	50	±5	
Officers	21	±2	53	±6	
USNR	17	±2	47	±6	
Enlisted	18	±3	47	±7	
Officers	13	±3	49	±9	
USMCR	26	±8	34	±17	
USAFR	13	±1	47	±4	
Enlisted	13	±2	44	±5	
Officers	11	±2	61	±7	
MALES	5	±1	45	±4	
Enlisted	5	±1	43	±4	
E1-E4	6	±1	37	±7	
E5-E9	4	±1	51	±4	
Officers	4	±1	53	±6	
O1-O3	4	±1	53	±8	
O4-O6	3	±1	54	±8	
Reserve Unit	5	±1	44	±4	
AGR/FTS/AR	5	±1	50	±7	
IMA	2	±1	NR		
Non-Hispanic White	5	±1	45	±5	
Total Minority	5	±1	43	±6	
Experienced SH	98	±1	41	±4	
Experienced GD	99	±1	70	±6	
Not Experienced SH/GD	NA		NA		
Experienced SA	77	±9	54	±13	
Not Experienced SA	4	±1	43	±4	
National Guard	5	±1	43	±5	
ARNG	5	±1	43	±6	
Enlisted	5	±1	42	±6	
Officers	4	±1	50	±9	
ANG	3	±1	43	±7	
Enlisted	3	±1	40	±8	
Officers	3	±1	56	±13	
Reserve	5	±1	47	±5	
USAR	6	±1	48	±7	
Enlisted	6	±1	46	±8	
Officers	4	±1	59	±10	
USNR	3	±1	51	±10	
Enlisted	4	±1	49	±12	
Officers	2	±1	NR		
USMCR	3	±1	32	±13	
Enlisted	3	±1	32	±14	
Officers	2	±2	NR		
USAFR	3	±1	50	±9	
Enlisted	3	±1	50	±10	
Officers	3	±1	50	±15	

NR: Not reportable

NA: Not applicable





















































62. Thinking about this upsetting situation...

e. Did you take a sick call day or any other type of leave because of this situation?

	Percent Responding		Percentages	Max ME	Percentage Reporting Yes
			Yes		
TOTAL DOD	7	±1	16	±2	
National Guard	7	±1	15	±2	
ARNG	8	±1	15	±3	
ANG	5	±1	17	±3	
Reserve	8	±1	17	±3	
USAR	9	±1	19	±3	
USNR	6	±1	14	±4	
USMCR	4	±1	8	±8	
USAFR	5	±1	14	±3	
Enlisted	8	±1	16	±2	
E1-E4	8	±1	13	±3	
E1-E3	7	±1	10	±6	
E4	9	±1	14	±4	
E5-E9	7	±1	19	±2	
Officers	7	±1	16	±2	
O1-O3	8	±1	14	±3	
O4-O6	5	±1	17	±3	
W1-W5	6	±1	22	±8	
Reserve Unit	7	±1	14	±2	
AGR/FTS/AR	9	±1	27	±3	
IMA	5	±1	12	±8	
Non-Hispanic White	7	±1	15	±2	
Total Minority	8	±1	18	±3	
FEMALES	20	±1	19	±2	
Enlisted	20	±1	19	±2	
E1-E4	19	±2	15	±4	
E5-E9	21	±1	22	±2	
Officers	19	±1	19	±3	
O1-O3	21	±2	18	±4	
O4-O6	17	±1	20	±3	
Reserve Unit	20	±1	17	±2	
AGR/FTS/AR	24	±1	32	±3	
IMA	11	±2	13	±7	
Non-Hispanic White	22	±1	17	±2	
Total Minority	18	±1	21	±3	
Experienced SH	97	±1	18	±2	
Experienced GD	98	±1	28	±3	
Not Experienced SH/GD	NA		NA		
Experienced SA	72	±6	29	±7	
Not Experienced SA	19	±1	18	±2	

Note. Percent responding are Reserve component members who answered the question and who indicated they experienced a sex-based MEO violation (Q6-Q50).

NA: Not applicable








































62e. Continued	Percent Responding		Percentages	Max ME	Percentage Reporting Yes
			Yes		
National Guard	21	±1	17	±2	
ARNG	23	±2	17	±3	
Enlisted	23	±2	16	±3	
Officers	26	±2	18	±3	
ANG	15	±1	21	±3	
Enlisted	14	±1	21	±4	
Officers	18	±2	22	±5	
Reserve	19	±1	20	±3	
USAR	22	±2	23	±3	
Enlisted	22	±2	23	±4	
Officers	20	±2	21	±5	
USNR	16	±2	15	±4	
Enlisted	17	±3	14	±5	
Officers	13	±3	20	±8	
USMCR	26	±8	11	±16	
USAFR	12	±1	18	±3	
Enlisted	13	±2	19	±4	
Officers	11	±2	13	±5	
MALES	5	±1	13	±3	
Enlisted	5	±1	13	±3	
E1–E4	6	±1	11	±5	
E5–E9	4	±1	15	±3	
Officers	4	±1	11	±4	
O1–O3	4	±1	9	±6	
O4–O6	3	±1	13	±7	
Reserve Unit	5	±1	12	±3	
AGR/FTS/AR	5	±1	21	±7	
IMA	2	±1	NR		
Non-Hispanic White	5	±1	13	±4	
Total Minority	5	±1	13	±5	
Experienced SH	97	±1	12	±3	
Experienced GD	97	±2	26	±6	
Not Experienced SH/GD	NA		NA		
Experienced SA	77	±9	31	±13	
Not Experienced SA	4	±1	11	±3	
National Guard	5	±1	13	±4	
ARNG	5	±1	13	±4	
Enlisted	5	±1	13	±5	
Officers	4	±1	15	±7	
ANG	3	±1	12	±4	
Enlisted	3	±1	13	±5	
Officers	3	±1	9	±9	
Reserve	4	±1	13	±4	
USAR	6	±1	14	±6	
Enlisted	6	±1	15	±7	
Officers	4	±1	9	±6	
USNR	4	±1	13	±8	
Enlisted	4	±1	14	±9	
Officers	2	±1	5	±13	
USMCR	3	±1	7	±10	
Enlisted	3	±1	8	±11	
Officers	2	±2	NR		
USAFR	3	±1	9	±5	
Enlisted	3	±1	9	±6	
Officers	3	±1	9	±11	

NR: Not reportable

NA: Not applicable





















































62. Thinking about this upsetting situation...

f. Did this situation negatively affect your evaluation/fitness reports or promotions?

	Percent Responding		Percentages	Max ME	Percentage Reporting Yes
			Yes		
TOTAL DOD	8	±1	28	±2	
National Guard	8	±1	27	±3	
ARNG	8	±1	28	±3	
ANG	5	±1	24	±3	
Reserve	8	±1	29	±3	
USAR	9	±1	29	±4	
USNR	6	±1	34	±5	
USMCR	4	±1	20	±9	
USAFR	5	±1	29	±4	
Enlisted	8	±1	27	±2	
E1-E4	8	±1	23	±4	
E1-E3	7	±1	19	±8	
E4	9	±1	25	±4	
E5-E9	7	±1	32	±2	
Officers	7	±1	34	±3	
O1-O3	8	±1	31	±4	
O4-O6	6	±1	40	±4	
W1-W5	6	±1	28	±8	
Reserve Unit	8	±1	27	±2	
AGR/FTS/AR	9	±1	36	±3	
IMA	5	±1	36	±10	
Non-Hispanic White	7	±1	28	±3	
Total Minority	8	±1	29	±3	
FEMALES	20	±1	29	±2	
Enlisted	20	±1	28	±2	
E1-E4	19	±2	24	±4	
E5-E9	21	±1	31	±2	
Officers	20	±1	33	±3	
O1-O3	21	±2	29	±4	
O4-O6	17	±1	39	±3	
Reserve Unit	20	±1	27	±2	
AGR/FTS/AR	24	±1	37	±3	
IMA	11	±2	35	±10	
Non-Hispanic White	22	±1	28	±3	
Total Minority	18	±1	29	±3	
Experienced SH	99	±1	24	±2	
Experienced GD	99	±1	50	±3	
Not Experienced SH/GD	NA		NA		
Experienced SA	73	±6	31	±7	
Not Experienced SA	19	±1	28	±2	

Note. Percent responding are Reserve component members who answered the question and who indicated they experienced a sex-based MEO violation (Q6-Q50).

NA: Not applicable








































62f. Continued	Percent Responding		Percentages	Max ME	Percentage Reporting Yes
			Yes		
National Guard	21	±2	27	±3	
ARNG	24	±2	27	±3	
Enlisted	23	±2	26	±4	
Officers	27	±2	34	±4	
ANG	15	±1	28	±3	
Enlisted	15	±1	26	±4	
Officers	18	±2	39	±6	
Reserve	19	±1	30	±3	
USAR	22	±2	31	±4	
Enlisted	22	±2	31	±5	
Officers	21	±2	30	±5	
USNR	17	±2	32	±5	
Enlisted	18	±3	30	±6	
Officers	13	±3	43	±9	
USMCR	26	±8	16	±16	
USAFR	13	±1	28	±4	
Enlisted	13	±2	27	±5	
Officers	11	±2	32	±6	
MALES	5	±1	28	±4	
Enlisted	5	±1	27	±4	
E1-E4	6	±1	22	±6	
E5-E9	4	±1	32	±4	
Officers	4	±1	34	±5	
O1-O3	4	±1	32	±8	
O4-O6	3	±1	40	±8	
Reserve Unit	5	±1	27	±4	
AGR/FTS/AR	5	±1	35	±7	
IMA	2	±1	NR		
Non-Hispanic White	5	±1	27	±4	
Total Minority	5	±1	28	±6	
Experienced SH	99	±1	22	±4	
Experienced GD	99	±1	62	±6	
Not Experienced SH/GD	NA		NA		
Experienced SA	77	±9	36	±13	
Not Experienced SA	4	±1	27	±4	
National Guard	5	±1	27	±5	
ARNG	5	±1	29	±6	
Enlisted	5	±1	28	±6	
Officers	4	±1	35	±9	
ANG	3	±1	19	±5	
Enlisted	3	±1	19	±6	
Officers	3	±1	18	±10	
Reserve	5	±1	28	±5	
USAR	6	±1	27	±6	
Enlisted	6	±1	25	±7	
Officers	4	±1	37	±10	
USNR	4	±1	35	±10	
Enlisted	4	±1	36	±11	
Officers	2	±1	33	±17	
USMCR	3	±1	21	±11	
Enlisted	3	±1	19	±12	
Officers	2	±2	NR		
USAFR	3	±1	31	±9	
Enlisted	3	±1	30	±10	
Officers	3	±1	33	±16	

NR: Not reportable

NA: Not applicable




















































62. Thinking about this upsetting situation...

g. Did this situation either cause arguments in the workplace or damage unit cohesion?

	Percent Responding		Percentages	Max ME	Percentage Reporting Yes
			Yes		
TOTAL DOD	8	±1	51	±2	
National Guard	8	±1	50	±3	
ARNG	8	±1	51	±4	
ANG	5	±1	48	±4	
Reserve	8	±1	52	±3	
USAR	9	±1	54	±4	
USNR	6	±1	48	±6	
USMCR	4	±1	46	±11	
USAFR	5	±1	51	±5	
Enlisted	8	±1	51	±3	
E1-E4	8	±1	45	±4	
E1-E3	7	±1	38	±8	
E4	9	±1	49	±5	
E5-E9	7	±1	56	±3	
Officers	7	±1	54	±3	
O1-O3	8	±1	51	±4	
O4-O6	6	±1	57	±4	
W1-W5	6	±1	58	±9	
Reserve Unit	8	±1	50	±3	
AGR/FTS/AR	9	±1	56	±4	
IMA	5	±1	59	±10	
Non-Hispanic White	7	±1	53	±3	
Total Minority	8	±1	49	±3	
FEMALES	20	±1	51	±2	
Enlisted	20	±1	51	±3	
E1-E4	19	±2	45	±5	
E5-E9	21	±1	57	±3	
Officers	20	±1	53	±3	
O1-O3	21	±2	51	±4	
O4-O6	17	±1	55	±3	
Reserve Unit	20	±1	51	±3	
AGR/FTS/AR	24	±1	57	±3	
IMA	11	±2	55	±9	
Non-Hispanic White	22	±1	53	±3	
Total Minority	18	±1	49	±3	
Experienced SH	99	±1	50	±3	
Experienced GD	99	±1	67	±3	
Not Experienced SH/GD	NA		NA		
Experienced SA	73	±6	56	±7	
Not Experienced SA	19	±1	51	±3	

Note. Percent responding are Reserve component members who answered the question and who indicated they experienced a sex-based MEO violation (Q6-Q50).

NA: Not applicable








































62g. Continued	Percent Responding		Percentages	Max ME	Percentage Reporting Yes
			Yes		
National Guard	21	±2	50	±3	
ARNG	24	±2	50	±4	
Enlisted	23	±2	50	±4	
Officers	27	±2	52	±4	
ANG	15	±1	51	±4	
Enlisted	15	±1	49	±4	
Officers	18	±2	58	±6	
Reserve	19	±1	53	±3	
USAR	22	±2	55	±4	
Enlisted	22	±2	55	±5	
Officers	21	±2	54	±6	
USNR	17	±2	48	±6	
Enlisted	18	±3	48	±7	
Officers	13	±3	49	±9	
USMCR	25	±8	NR		
USAFR	13	±1	49	±4	
Enlisted	13	±2	48	±5	
Officers	11	±2	54	±7	
MALES	5	±1	51	±4	
Enlisted	5	±1	50	±4	
E1–E4	6	±1	46	±7	
E5–E9	4	±1	56	±4	
Officers	4	±1	55	±6	
O1–O3	4	±1	51	±8	
O4–O6	3	±1	60	±8	
Reserve Unit	5	±1	50	±4	
AGR/FTS/AR	5	±1	55	±7	
IMA	2	±1	NR		
Non-Hispanic White	5	±1	52	±5	
Total Minority	5	±1	48	±6	
Experienced SH	98	±1	49	±4	
Experienced GD	99	±1	68	±6	
Not Experienced SH/GD	NA		NA		
Experienced SA	76	±9	61	±13	
Not Experienced SA	4	±1	50	±4	
National Guard	5	±1	51	±5	
ARNG	5	±1	52	±6	
Enlisted	5	±1	52	±7	
Officers	4	±1	52	±9	
ANG	3	±1	45	±7	
Enlisted	3	±1	44	±8	
Officers	3	±1	53	±12	
Reserve	5	±1	51	±5	
USAR	6	±1	52	±7	
Enlisted	6	±1	51	±8	
Officers	4	±1	62	±10	
USNR	3	±1	47	±10	
Enlisted	4	±1	47	±12	
Officers	2	±1	44	±16	
USMCR	3	±1	44	±13	
Enlisted	3	±1	44	±14	
Officers	2	±2	NR		
USAFR	3	±1	53	±9	
Enlisted	3	±1	53	±10	
Officers	3	±1	54	±15	

NR: Not reportable

NA: Not applicable



















































62. Thinking about this upsetting situation...

h. Did this situation damage your relationships with coworkers?

	Percent Responding		Percentages	Max ME	Percentage Reporting Yes
			Yes		
TOTAL DOD	8	±1	53	±2	
National Guard	8	±1	52	±3	
ARNG	8	±1	52	±4	
ANG	5	±1	52	±4	
Reserve	8	±1	54	±3	
USAR	9	±1	55	±4	
USNR	7	±1	52	±6	
USMCR	4	±1	52	±11	
USAFR	5	±1	52	±5	
Enlisted	8	±1	53	±3	
E1-E4	8	±1	51	±4	
E1-E3	7	±1	44	±8	
E4	9	±1	54	±5	
E5-E9	7	±1	55	±3	
Officers	7	±1	53	±3	
O1-O3	8	±1	53	±4	
O4-O6	6	±1	53	±4	
W1-W5	6	±1	56	±9	
Reserve Unit	8	±1	53	±3	
AGR/FTS/AR	9	±1	55	±4	
IMA	5	±1	52	±10	
Non-Hispanic White	7	±1	55	±3	
Total Minority	8	±1	51	±3	
FEMALES	20	±1	55	±2	
Enlisted	20	±1	55	±3	
E1-E4	19	±2	52	±5	
E5-E9	21	±1	58	±2	
Officers	20	±1	55	±3	
O1-O3	21	±2	54	±4	
O4-O6	17	±1	55	±3	
Reserve Unit	20	±1	55	±3	
AGR/FTS/AR	24	±1	55	±3	
IMA	11	±2	53	±9	
Non-Hispanic White	22	±1	57	±3	
Total Minority	18	±1	53	±3	
Experienced SH	99	±1	54	±3	
Experienced GD	99	±1	69	±3	
Not Experienced SH/GD	NA		NA		
Experienced SA	73	±6	68	±7	
Not Experienced SA	19	±1	54	±3	

Note. Percent responding are Reserve component members who answered the question and who indicated they experienced a sex-based MEO violation (Q6-Q50).

NA: Not applicable

62h. Continued	Percent Responding		Percentages	Max ME	Percentage Reporting Yes
			Yes		
National Guard	21	±2	53	±3	
ARNG	24	±2	52	±4	
Enlisted	23	±2	52	±4	
Officers	27	±2	54	±4	
ANG	15	±1	56	±4	
Enlisted	15	±1	56	±4	
Officers	18	±2	56	±6	
Reserve	19	±1	57	±3	
USAR	22	±2	59	±4	
Enlisted	22	±2	60	±5	
Officers	21	±2	56	±6	
USNR	17	±2	51	±6	
Enlisted	18	±3	51	±7	
Officers	14	±3	48	±9	
USMCR	26	±8	NR		
USAFR	13	±1	56	±4	
Enlisted	13	±2	56	±5	
Officers	11	±2	56	±7	
MALES	5	±1	51	±4	
Enlisted	5	±1	51	±4	
E1-E4	6	±1	50	±7	
E5-E9	4	±1	51	±4	
Officers	4	±1	51	±6	
O1-O3	4	±1	52	±8	
O4-O6	3	±1	49	±8	
Reserve Unit	5	±1	50	±4	
AGR/FTS/AR	5	±1	55	±7	
IMA	2	±1	NR		
Non-Hispanic White	5	±1	53	±5	
Total Minority	5	±1	47	±6	
Experienced SH	98	±1	50	±4	
Experienced GD	100	±1	65	±6	
Not Experienced SH/GD	NA		NA		
Experienced SA	75	±9	63	±13	
Not Experienced SA	4	±1	49	±4	
National Guard	5	±1	51	±5	
ARNG	5	±1	52	±6	
Enlisted	5	±1	52	±6	
Officers	4	±1	50	±9	
ANG	3	±1	48	±7	
Enlisted	3	±1	49	±8	
Officers	3	±1	43	±12	
Reserve	5	±1	50	±5	
USAR	6	±1	50	±7	
Enlisted	6	±1	48	±8	
Officers	4	±1	61	±10	
USNR	4	±1	53	±10	
Enlisted	4	±1	54	±12	
Officers	2	±1	NR		
USMCR	3	±1	52	±13	
Enlisted	3	±1	54	±14	
Officers	2	±2	NR		
USAFR	3	±1	44	±9	
Enlisted	3	±1	46	±11	
Officers	3	±1	35	±15	

NR: Not reportable

NA: Not applicable





















































62. Thinking about this upsetting situation...

i. Did this situation damage your other personal relationships, for example, with your spouse or a friend?

	Percent Responding		Percentages	Max ME	Percentage Reporting Yes
			Yes		
TOTAL DOD	8	±1	23	±2	
National Guard	8	±1	22	±3	
ARNG	8	±1	23	±3	
ANG	5	±1	19	±3	
Reserve	8	±1	24	±3	
USAR	9	±1	26	±4	
USNR	6	±1	20	±4	
USMCR	4	±1	16	±8	
USAFR	5	±1	22	±4	
Enlisted	8	±1	23	±2	
E1-E4	8	±1	24	±4	
E1-E3	7	±1	18	±7	
E4	9	±1	26	±5	
E5-E9	7	±1	23	±2	
Officers	7	±1	22	±3	
O1-O3	8	±1	21	±4	
O4-O6	6	±1	22	±4	
W1-W5	6	±1	22	±8	
Reserve Unit	7	±1	22	±2	
AGR/FTS/AR	9	±1	26	±3	
IMA	5	±1	23	±9	
Non-Hispanic White	7	±1	21	±3	
Total Minority	8	±1	25	±3	
FEMALES	20	±1	24	±2	
Enlisted	20	±1	24	±2	
E1-E4	19	±2	24	±4	
E5-E9	21	±1	24	±2	
Officers	20	±1	22	±2	
O1-O3	21	±2	22	±4	
O4-O6	17	±1	21	±3	
Reserve Unit	20	±1	23	±2	
AGR/FTS/AR	24	±1	26	±2	
IMA	11	±2	26	±9	
Non-Hispanic White	22	±1	23	±3	
Total Minority	18	±1	25	±3	
Experienced SH	99	±1	25	±2	
Experienced GD	99	±1	31	±3	
Not Experienced SH/GD	NA		NA		
Experienced SA	72	±6	47	±7	
Not Experienced SA	19	±1	21	±2	

Note. Percent responding are Reserve component members who answered the question and who indicated they experienced a sex-based MEO violation (Q6-Q50).

NA: Not applicable

62i. Continued	Percent Responding		Percentages	Max ME	Percentage Reporting Yes
			Yes		
National Guard	21	±2	22	±3	
ARNG	24	±2	22	±3	
Enlisted	23	±2	21	±4	
Officers	27	±2	24	±4	
ANG	15	±1	23	±3	
Enlisted	15	±1	24	±4	
Officers	18	±2	17	±5	
Reserve	19	±1	26	±3	
USAR	22	±2	28	±4	
Enlisted	22	±2	29	±5	
Officers	21	±2	22	±4	
USNR	17	±2	21	±5	
Enlisted	18	±3	21	±5	
Officers	13	±3	22	±8	
USMCR	26	±8	19	±15	
USAFR	13	±1	23	±4	
Enlisted	13	±2	23	±5	
Officers	11	±2	21	±6	
MALES	5	±1	22	±4	
Enlisted	5	±1	22	±4	
E1-E4	6	±1	23	±6	
E5-E9	4	±1	22	±4	
Officers	4	±1	21	±5	
O1-O3	4	±1	21	±7	
O4-O6	3	±1	22	±7	
Reserve Unit	5	±1	22	±4	
AGR/FTS/AR	5	±1	27	±7	
IMA	2	±1	NR		
Non-Hispanic White	5	±1	20	±4	
Total Minority	5	±1	25	±6	
Experienced SH	98	±1	22	±4	
Experienced GD	98	±2	37	±6	
Not Experienced SH/GD	NA		NA		
Experienced SA	75	±9	44	±13	
Not Experienced SA	4	±1	19	±4	
National Guard	5	±1	22	±5	
ARNG	5	±1	24	±6	
Enlisted	5	±1	24	±6	
Officers	4	±1	22	±8	
ANG	3	±1	15	±5	
Enlisted	3	±1	14	±5	
Officers	3	±1	17	±10	
Reserve	4	±1	22	±5	
USAR	6	±1	23	±6	
Enlisted	6	±1	24	±7	
Officers	4	±1	22	±9	
USNR	3	±1	19	±8	
Enlisted	4	±1	20	±10	
Officers	2	±1	14	±14	
USMCR	3	±1	15	±9	
Enlisted	3	±1	13	±10	
Officers	2	±2	NR		
USAFR	3	±1	20	±8	
Enlisted	3	±1	19	±10	
Officers	3	±1	23	±15	

NR: Not reportable




















































NA: Not applicable

62. Experienced at least one negative outcome as a result of the sex-based MEO violation. Constructed from Q62b-i.

	Percent Responding		Percentages	Max ME	Percentage Reporting Yes
			Yes		
TOTAL DOD	8	±1	78	±2	
National Guard	7	±1	77	±3	
ARNG	8	±1	77	±4	
ANG	5	±1	75	±4	
Reserve	8	±1	79	±3	
USAR	9	±1	80	±4	
USNR	6	±1	75	±6	
USMCR	4	±1	69	±11	
USAFR	5	±1	79	±4	
Enlisted	8	±1	77	±3	
E1-E4	8	±1	73	±4	
E1-E3	7	±1	69	±8	
E4	9	±1	76	±5	
E5-E9	7	±1	81	±2	
Officers	7	±1	81	±3	
O1-O3	8	±1	81	±4	
O4-O6	6	±1	83	±4	
W1-W5	6	±1	76	±9	
Reserve Unit	7	±1	77	±2	
AGR/FTS/AR	9	±1	82	±3	
IMA	5	±1	85	±9	
Non-Hispanic White	7	±1	79	±3	
Total Minority	8	±1	76	±3	
FEMALES	20	±1	80	±2	
Enlisted	20	±1	80	±2	
E1-E4	19	±2	77	±4	
E5-E9	21	±1	83	±2	
Officers	20	±1	83	±3	
O1-O3	21	±2	81	±4	
O4-O6	17	±1	86	±3	
Reserve Unit	20	±1	80	±2	
AGR/FTS/AR	24	±1	82	±2	
IMA	11	±2	87	±6	
Non-Hispanic White	22	±1	83	±3	
Total Minority	18	±1	78	±3	
Experienced SH	98	±1	78	±2	
Experienced GD	99	±1	93	±2	
Not Experienced SH/GD	NA		NA		
Experienced SA	73	±6	86	±6	
Not Experienced SA	19	±1	80	±2	

Note. Percent responding are Reserve component members who answered the question and who indicated they experienced a sex-based MEO violation (Q6-Q50).

NA: Not applicable

62. Continued	Percent Responding		Percentages	Max ME	Percentage Reporting Yes
			Yes		
National Guard	21	±2	80	±3	
ARNG	24	±2	80	±3	
Enlisted	23	±2	80	±4	
Officers	27	±2	84	±4	
ANG	15	±1	79	±3	
Enlisted	15	±1	78	±4	
Officers	18	±2	87	±5	
Reserve	19	±1	81	±3	
USAR	22	±2	83	±3	
Enlisted	22	±2	83	±4	
Officers	21	±2	81	±5	
USNR	17	±2	74	±7	
Enlisted	18	±3	72	±8	
Officers	14	±3	84	±8	
USMCR	26	±8	NR		
USAFR	13	±1	80	±4	
Enlisted	13	±2	79	±5	
Officers	11	±2	85	±6	
MALES	5	±1	75	±4	
Enlisted	5	±1	74	±4	
E1-E4	6	±1	70	±7	
E5-E9	4	±1	79	±4	
Officers	4	±1	78	±5	
O1-O3	4	±1	80	±7	
O4-O6	3	±1	78	±7	
Reserve Unit	5	±1	74	±4	
AGR/FTS/AR	5	±1	82	±6	
IMA	2	±1	NR		
Non-Hispanic White	5	±1	75	±5	
Total Minority	5	±1	73	±6	
Experienced SH	98	±1	72	±4	
Experienced GD	99	±1	89	±5	
Not Experienced SH/GD	NA		NA		
Experienced SA	76	±9	83	±13	
Not Experienced SA	4	±1	73	±4	
National Guard	5	±1	74	±5	
ARNG	5	±1	74	±6	
Enlisted	5	±1	74	±6	
Officers	4	±1	76	±8	
ANG	3	±1	70	±8	
Enlisted	3	±1	70	±9	
Officers	3	±1	66	±13	
Reserve	5	±1	76	±5	
USAR	6	±1	77	±7	
Enlisted	6	±1	75	±8	
Officers	4	±1	88	±9	
USNR	4	±1	77	±11	
Enlisted	4	±1	78	±13	
Officers	2	±1	71	±18	
USMCR	3	±1	68	±14	
Enlisted	3	±1	68	±15	
Officers	2	±2	NR		
USAFR	3	±1	77	±9	
Enlisted	3	±1	76	±10	
Officers	3	±1	77	±14	

NR: Not reportable

NA: Not applicable

63. Reported/Disclosed the upsetting situation. Constructed from Q63.

1. Reported

2. Disclosed to someone unofficially

3. Did not disclose to anyone

	Percent Responding		Percentages			Max ME
			1	2	3	
TOTAL DOD	8	±1	40	35	25	±2
National Guard	8	±1	39	36	25	±3
ARNG	8	±1	39	35	26	±4
ANG	5	±1	43	40	17	±4
Reserve	8	±1	40	35	26	±3
USAR	9	±1	40	34	26	±4
USNR	6	±1	41	37	22	±6
USMCR	4	±1	30	32	38	±11
USAFR	5	±1	41	35	23	±5
Enlisted	8	±1	39	35	26	±3
E1-E4	8	±1	34	36	30	±4
E1-E3	7	±1	33	35	32	±8
E4	9	±1	35	36	29	±5
E5-E9	7	±1	45	34	21	±3
Officers	7	±1	41	39	20	±3
O1-O3	8	±1	39	40	21	±4
O4-O6	6	±1	45	37	18	±4
W1-W5	6	±1	39	38	23	±9
Reserve Unit	8	±1	38	35	26	±3
AGR/FTS/AR	9	±1	50	34	17	±4
IMA	5	±1	33	47	20	±10
Non-Hispanic White	7	±1	41	35	24	±3
Total Minority	8	±1	38	36	26	±3
FEMALES	20	±1	45	38	17	±2
Enlisted	20	±1	46	37	18	±3
E1-E4	19	±2	42	38	20	±5
E5-E9	21	±1	49	36	15	±3
Officers	20	±1	43	42	15	±3
O1-O3	21	±2	41	42	17	±4
O4-O6	17	±1	45	42	14	±3
Reserve Unit	20	±1	44	38	18	±3
AGR/FTS/AR	24	±1	51	35	13	±3
IMA	11	±2	34	50	16	±9
Non-Hispanic White	22	±1	47	39	14	±3
Total Minority	18	±1	43	37	20	±3
Experienced SH	99	±1	44	38	18	±3
Experienced GD	99	±1	54	33	13	±3
Not Experienced SH/GD	NA		NA	NA	NA	
Experienced SA	74	±6	44	39	17	±7
Not Experienced SA	19	±1	46	37	17	±2

Note. Percent responding are Reserve component members who answered the question and who indicated they experienced a sex-based MEO violation (Q6-Q50). These mutually-exclusive responses are created hierarchically. "Reported" includes respondents who discussed the situation either with a work supervisor, someone up the chain of command, or with any person tasked with enforcing equal opportunity regulations. "Disclosed to someone unofficially" includes respondents who did not disclose to someone officially, but who did tell friends, family or coworkers or a chaplain, counselor, or medical person. "Did not disclose to anyone" includes all respondents who did not tell anyone about the event(s).









































NA: Not applicable

63. Continued	Percent Responding		Percentages			Max ME
			1	2	3	
National Guard	21	±2	45	39	16	±3
ARNG	24	±2	44	39	17	±4
Enlisted	23	±2	44	38	18	±4
Officers	27	±2	41	45	13	±4
ANG	15	±1	49	38	13	±4
Enlisted	15	±1	49	37	13	±4
Officers	18	±2	49	42	10	±6
Reserve	19	±1	45	37	18	±3
USAR	22	±2	47	35	18	±4
Enlisted	22	±2	48	35	18	±5
Officers	21	±2	44	36	20	±6
USNR	17	±2	42	43	15	±6
Enlisted	18	±3	42	43	15	±7
Officers	13	±3	41	43	15	±9
USMCR	26	±8	NR	33	NR	±16
USAFR	13	±1	44	39	17	±4
Enlisted	13	±2	44	37	19	±5
Officers	11	±2	42	49	9	±7
MALES	5	±1	34	33	33	±4
Enlisted	5	±1	33	33	34	±4
E1–E4	6	±1	27	34	39	±7
E5–E9	4	±1	40	31	28	±4
Officers	4	±1	39	35	25	±6
O1–O3	4	±1	36	38	26	±8
O4–O6	3	±1	45	32	23	±8
Reserve Unit	5	±1	33	33	34	±4
AGR/FTS/AR	5	±1	48	31	21	±7
IMA	2	±1	NR	NR	NR	
Non-Hispanic White	5	±1	35	32	33	±5
Total Minority	5	±1	32	34	34	±6
Experienced SH	99	±1	32	32	36	±4
Experienced GD	99	±1	46	31	23	±6
Not Experienced SH/GD	NA		NA	NA	NA	
Experienced SA	77	±9	37	30	32	±14
Not Experienced SA	4	±1	34	33	33	±4
National Guard	5	±1	34	34	32	±5
ARNG	5	±1	34	32	34	±6
Enlisted	5	±1	34	32	35	±6
Officers	4	±1	35	38	27	±9
ANG	3	±1	35	42	23	±8
Enlisted	3	±1	34	43	23	±8
Officers	3	±1	45	35	21	±12
Reserve	5	±1	34	32	34	±5
USAR	6	±1	33	33	34	±7
Enlisted	6	±1	31	33	36	±8
Officers	4	±1	44	34	22	±10
USNR	3	±1	41	28	32	±11
Enlisted	4	±1	40	29	31	±13
Officers	2	±1	NR	23	33	±17
USMCR	3	±1	29	32	38	±14
Enlisted	3	±1	29	32	39	±14
Officers	2	±2	NR	NR	NR	
USAFR	3	±1	37	30	33	±9
Enlisted	3	±1	38	28	34	±11
Officers	3	±1	33	39	27	±16

NR: Not reportable

NA: Not applicable

63. Who did you discuss this upsetting situation with?**a. Your friends, family, or co-workers**

	Percent Responding		Percentages	Max ME	Percentage Reporting Yes
			Yes		
TOTAL DOD	6	±1	95	±2	
National Guard	6	±1	95	±2	
ARNG	6	±1	95	±3	
ANG	4	±1	95	±3	
Reserve	6	±1	95	±2	
USAR	7	±1	95	±2	
USNR	5	±1	96	±3	
USMCR	3	±1	97	±6	
USAFR	4	±1	96	±3	
Enlisted	6	±1	94	±2	
E1-E4	6	±1	95	±3	
E1-E3	5	±1	94	±7	
E4	6	±1	95	±3	
E5-E9	6	±1	94	±2	
Officers	5	±1	96	±2	
O1-O3	6	±1	97	±2	
O4-O6	5	±1	95	±4	
W1-W5	4	±1	95	±6	
Reserve Unit	6	±1	95	±2	
AGR/FTS/AR	7	±1	96	±3	
IMA	4	±1	96	±4	
Non-Hispanic White	5	±1	94	±2	
Total Minority	6	±1	95	±2	
FEMALES	17	±1	96	±1	
Enlisted	17	±1	96	±2	
E1-E4	15	±2	95	±3	
E5-E9	18	±1	96	±1	
Officers	17	±1	97	±2	
O1-O3	18	±2	97	±2	
O4-O6	15	±1	96	±2	
Reserve Unit	16	±1	96	±2	
AGR/FTS/AR	21	±1	97	±1	
IMA	9	±2	94	±6	
Non-Hispanic White	19	±1	96	±2	
Total Minority	14	±1	96	±2	
Experienced SH	81	±2	96	±2	
Experienced GD	86	±2	95	±2	
Not Experienced SH/GD	NA		NA		
Experienced SA	61	±6	92	±6	
Not Experienced SA	16	±1	96	±1	

Note. Percent responding are Reserve component members who answered the question, who indicated they experienced a sex-based MEO violation (Q6-Q50), and who discussed the situation with someone (Q63).

NA: Not applicable








































63a. Continued	Percent Responding		Percentages	Max ME	Percentage Reporting Yes
			Yes		
National Guard	18	±1	96	±2	
ARNG	20	±2	96	±2	
Enlisted	19	±2	96	±2	
Officers	23	±2	98	±2	
ANG	13	±1	96	±2	
Enlisted	13	±1	96	±3	
Officers	16	±2	98	±3	
Reserve	15	±1	95	±2	
USAR	18	±2	94	±3	
Enlisted	18	±2	94	±3	
Officers	16	±2	95	±3	
USNR	14	±2	98	±2	
Enlisted	15	±2	98	±3	
Officers	11	±2	NR		
USMCR	17	±7	98	±7	
USAFR	10	±1	96	±3	
Enlisted	10	±1	96	±4	
Officers	10	±2	93	±5	
MALES	3	±1	93	±3	
Enlisted	3	±1	93	±3	
E1-E4	3	±1	94	±6	
E5-E9	3	±1	92	±3	
Officers	3	±1	95	±4	
O1-O3	3	±1	97	±5	
O4-O6	2	±1	92	±9	
Reserve Unit	3	±1	93	±3	
AGR/FTS/AR	4	±1	93	±6	
IMA	2	±1	NR		
Non-Hispanic White	3	±1	93	±4	
Total Minority	3	±1	95	±3	
Experienced SH	63	±4	93	±3	
Experienced GD	76	±6	94	±4	
Not Experienced SH/GD	NA		NA		
Experienced SA	52	±11	96	±7	
Not Experienced SA	3	±1	93	±3	
National Guard	3	±1	92	±4	
ARNG	3	±1	92	±5	
Enlisted	3	±1	92	±5	
Officers	3	±1	94	±9	
ANG	2	±1	92	±5	
Enlisted	2	±1	92	±6	
Officers	2	±1	94	±11	
Reserve	3	±1	95	±3	
USAR	4	±1	95	±4	
Enlisted	4	±1	95	±4	
Officers	3	±1	95	±7	
USNR	2	±1	92	±8	
Enlisted	3	±1	91	±9	
Officers	1	±1	NR		
USMCR	2	±1	96	±9	
Enlisted	2	±1	96	±10	
Officers	2	±1	NR		
USAFR	2	±1	96	±6	
Enlisted	2	±1	95	±8	
Officers	2	±1	NR		

NR: Not reportable

NA: Not applicable



















































63. Who did you discuss this upsetting situation with?

b. A chaplain, counselor, or medical person

	Percent Responding		Percentages	Max ME	Percentage Reporting Yes
			Yes		
TOTAL DOD	6	±1	25	±2	
National Guard	6	±1	24	±3	
ARNG	6	±1	25	±4	
ANG	4	±1	21	±3	
Reserve	6	±1	25	±3	
USAR	7	±1	27	±4	
USNR	5	±1	21	±5	
USMCR	3	±1	26	±13	
USAFR	4	±1	20	±4	
Enlisted	6	±1	24	±3	
E1-E4	6	±1	25	±5	
E1-E3	5	±1	25	±9	
E4	6	±1	24	±5	
E5-E9	6	±1	24	±3	
Officers	5	±1	26	±3	
O1-O3	6	±1	26	±4	
O4-O6	5	±1	25	±4	
W1-W5	4	±1	24	±9	
Reserve Unit	6	±1	24	±3	
AGR/FTS/AR	7	±1	28	±4	
IMA	4	±1	21	±10	
Non-Hispanic White	6	±1	22	±3	
Total Minority	6	±1	28	±3	
FEMALES	17	±1	25	±2	
Enlisted	17	±1	25	±3	
E1-E4	15	±2	25	±5	
E5-E9	18	±1	25	±2	
Officers	17	±1	26	±3	
O1-O3	18	±2	26	±4	
O4-O6	15	±1	27	±3	
Reserve Unit	16	±1	24	±3	
AGR/FTS/AR	21	±1	31	±3	
IMA	9	±2	26	±12	
Non-Hispanic White	19	±1	23	±3	
Total Minority	14	±1	28	±3	
Experienced SH	81	±2	25	±3	
Experienced GD	86	±2	34	±3	
Not Experienced SH/GD	NA		NA		
Experienced SA	61	±6	39	±8	
Not Experienced SA	16	±1	24	±2	

Note. Percent responding are Reserve component members who answered the question, who indicated they experienced a sex-based MEO violation (Q6-Q50), and who discussed the situation with someone (Q63).

NA: Not applicable








































63b. Continued	Percent Responding		Percentages	Max ME	Percentage Reporting Yes
			Yes		
National Guard	18	±1	23	±3	
ARNG	20	±2	24	±3	
Enlisted	19	±2	23	±4	
Officers	23	±2	26	±4	
ANG	13	±1	22	±3	
Enlisted	13	±1	21	±4	
Officers	16	±2	24	±5	
Reserve	15	±1	27	±3	
USAR	18	±2	30	±4	
Enlisted	18	±2	30	±5	
Officers	16	±2	27	±5	
USNR	14	±2	20	±5	
Enlisted	15	±2	18	±5	
Officers	11	±2	27	±9	
USMCR	17	±7	NR		
USAFR	10	±1	22	±4	
Enlisted	10	±1	21	±5	
Officers	10	±2	30	±7	
MALES	3	±1	24	±4	
Enlisted	3	±1	24	±5	
E1-E4	3	±1	24	±8	
E5-E9	3	±1	23	±5	
Officers	3	±1	25	±6	
O1-O3	3	±1	27	±9	
O4-O6	2	±1	23	±8	
Reserve Unit	3	±1	24	±5	
AGR/FTS/AR	4	±1	24	±7	
IMA	2	±1	NR		
Non-Hispanic White	3	±1	22	±5	
Total Minority	3	±1	27	±7	
Experienced SH	63	±4	24	±5	
Experienced GD	76	±6	32	±6	
Not Experienced SH/GD	NA		NA		
Experienced SA	51	±11	42	±15	
Not Experienced SA	3	±1	21	±4	
National Guard	3	±1	25	±6	
ARNG	3	±1	27	±7	
Enlisted	3	±1	28	±8	
Officers	3	±1	19	±9	
ANG	2	±1	19	±6	
Enlisted	2	±1	17	±7	
Officers	2	±1	28	±14	
Reserve	3	±1	22	±5	
USAR	4	±1	23	±7	
Enlisted	4	±1	21	±8	
Officers	3	±1	33	±11	
USNR	2	±1	23	±11	
Enlisted	3	±1	21	±12	
Officers	1	±1	NR		
USMCR	2	±1	20	±15	
Enlisted	2	±1	22	±16	
Officers	2	±1	NR		
USAFR	2	±1	15	±9	
Enlisted	2	±1	14	±11	
Officers	2	±1	21	±16	

NR: Not reportable

NA: Not applicable

















































63. Who did you discuss this upsetting situation with?

c. A work supervisor or anyone up your chain of command

	Percent Responding		Percentages	Max ME	Percentage Reporting Yes
			Yes		
TOTAL DOD	6	±1	52	±3	
National Guard	6	±1	51	±4	
ARNG	6	±1	51	±4	
ANG	4	±1	51	±4	
Reserve	6	±1	52	±3	
USAR	7	±1	53	±4	
USNR	5	±1	52	±6	
USMCR	3	±1	47	±13	
USAFR	4	±1	53	±5	
Enlisted	6	±1	52	±3	
E1-E4	6	±1	48	±5	
E1-E3	5	±1	47	±9	
E4	6	±1	49	±5	
E5-E9	6	±1	56	±3	
Officers	5	±1	50	±3	
O1-O3	6	±1	48	±5	
O4-O6	5	±1	53	±4	
W1-W5	4	±1	49	±10	
Reserve Unit	5	±1	51	±3	
AGR/FTS/AR	7	±1	58	±4	
IMA	4	±1	41	±11	
Non-Hispanic White	5	±1	52	±3	
Total Minority	6	±1	51	±4	
FEMALES	17	±1	53	±3	
Enlisted	17	±1	54	±3	
E1-E4	15	±2	51	±5	
E5-E9	18	±1	56	±3	
Officers	17	±1	49	±3	
O1-O3	18	±2	49	±5	
O4-O6	15	±1	50	±4	
Reserve Unit	16	±1	53	±3	
AGR/FTS/AR	21	±1	58	±3	
IMA	9	±2	41	±10	
Non-Hispanic White	19	±1	54	±3	
Total Minority	14	±1	52	±4	
Experienced SH	81	±2	52	±3	
Experienced GD	86	±2	61	±3	
Not Experienced SH/GD	NA		NA		
Experienced SA	61	±6	51	±8	
Not Experienced SA	16	±1	54	±3	

Note. Percent responding are Reserve component members who answered the question, who indicated they experienced a sex-based MEO violation (Q6-Q50), and who discussed the situation with someone (Q63).

NA: Not applicable








































63c. Continued	Percent Responding		Percentages	Max ME	Percentage Reporting Yes
			Yes		
National Guard	18	±1	53	±3	
ARNG	20	±2	52	±4	
Enlisted	19	±2	53	±4	
Officers	23	±2	47	±5	
ANG	13	±1	55	±4	
Enlisted	13	±1	56	±4	
Officers	16	±2	52	±6	
Reserve	15	±1	54	±3	
USAR	18	±2	55	±4	
Enlisted	18	±2	56	±5	
Officers	16	±2	52	±6	
USNR	14	±2	49	±7	
Enlisted	15	±2	49	±8	
Officers	11	±2	49	±9	
USMCR	17	±7	NR		
USAFR	10	±1	52	±5	
Enlisted	10	±1	54	±6	
Officers	10	±2	45	±7	
MALES	3	±1	50	±5	
Enlisted	3	±1	49	±5	
E1–E4	3	±1	44	±9	
E5–E9	3	±1	55	±5	
Officers	3	±1	52	±6	
O1–O3	3	±1	48	±10	
O4–O6	2	±1	57	±9	
Reserve Unit	3	±1	49	±5	
AGR/FTS/AR	4	±1	60	±8	
IMA	2	±1	NR		
Non-Hispanic White	3	±1	51	±6	
Total Minority	3	±1	48	±7	
Experienced SH	62	±4	49	±5	
Experienced GD	76	±6	60	±6	
Not Experienced SH/GD	NA		NA		
Experienced SA	49	±11	54	±15	
Not Experienced SA	3	±1	50	±5	
National Guard	3	±1	49	±6	
ARNG	3	±1	50	±7	
Enlisted	3	±1	51	±8	
Officers	3	±1	48	±10	
ANG	2	±1	45	±8	
Enlisted	2	±1	43	±9	
Officers	2	±1	55	±14	
Reserve	3	±1	50	±6	
USAR	4	±1	48	±8	
Enlisted	4	±1	47	±9	
Officers	3	±1	56	±11	
USNR	2	±1	58	±12	
Enlisted	3	±1	57	±13	
Officers	1	±1	NR		
USMCR	2	±1	47	±16	
Enlisted	2	±1	NR		
Officers	2	±1	NR		
USAFR	2	±1	54	±11	
Enlisted	2	±1	57	±13	
Officers	2	±1	NR		

NR: Not reportable

NA: Not applicable



















































63. Who did you discuss this upsetting situation with?

d. With any person tasked with enforcing sexual harassment or Equal Opportunity regulations

	Percent Responding		Percentages	Max ME	Percentage Reporting Yes
			Yes		
TOTAL DOD	6	±1	16	±2	
National Guard	6	±1	15	±3	
ARNG	6	±1	15	±3	
ANG	4	±1	13	±3	
Reserve	6	±1	18	±3	
USAR	7	±1	20	±4	
USNR	5	±1	12	±4	
USMCR	3	±1	13	±11	
USAFR	4	±1	16	±4	
Enlisted	6	±1	17	±2	
E1-E4	6	±1	18	±4	
E1-E3	5	±1	18	±8	
E4	6	±1	19	±5	
E5-E9	6	±1	16	±2	
Officers	5	±1	12	±2	
O1-O3	6	±1	12	±3	
O4-O6	5	±1	13	±3	
W1-W5	4	±1	11	±6	
Reserve Unit	6	±1	16	±2	
AGR/FTS/AR	7	±1	16	±3	
IMA	4	±1	10	±6	
Non-Hispanic White	6	±1	15	±3	
Total Minority	6	±1	19	±3	
FEMALES	17	±1	18	±2	
Enlisted	17	±1	19	±2	
E1-E4	15	±2	21	±4	
E5-E9	18	±1	17	±2	
Officers	17	±1	13	±2	
O1-O3	18	±2	12	±3	
O4-O6	15	±1	14	±3	
Reserve Unit	16	±1	18	±2	
AGR/FTS/AR	21	±1	18	±2	
IMA	9	±2	13	±8	
Non-Hispanic White	19	±1	17	±3	
Total Minority	14	±1	20	±3	
Experienced SH	81	±2	19	±3	
Experienced GD	86	±2	21	±3	
Not Experienced SH/GD	NA		NA		
Experienced SA	60	±6	32	±8	
Not Experienced SA	16	±1	17	±2	

Note. Percent responding are Reserve component members who answered the question, who indicated they experienced a sex-based MEO violation (Q6-Q50), and who discussed the situation with someone (Q63).

NA: Not applicable

63d. Continued	Percent Responding		Percentages	Max ME	Percentage Reporting Yes
			Yes		
National Guard	18	±1	16	±3	
ARNG	20	±2	16	±3	
Enlisted	19	±2	17	±4	
Officers	23	±2	12	±3	
ANG	13	±1	15	±3	
Enlisted	12	±1	16	±3	
Officers	16	±2	12	±4	
Reserve	15	±1	20	±3	
USAR	18	±2	23	±4	
Enlisted	18	±2	25	±5	
Officers	16	±2	16	±4	
USNR	14	±2	12	±4	
Enlisted	15	±2	13	±5	
Officers	11	±2	11	±7	
USMCR	17	±7	NR		
USAFR	10	±1	17	±4	
Enlisted	10	±1	18	±5	
Officers	10	±2	12	±6	
MALES	3	±1	14	±4	
Enlisted	3	±1	14	±4	
E1–E4	3	±1	15	±7	
E5–E9	3	±1	13	±4	
Officers	3	±1	11	±5	
O1–O3	3	±1	12	±8	
O4–O6	2	±1	11	±6	
Reserve Unit	3	±1	14	±4	
AGR/FTS/AR	4	±1	14	±7	
IMA	2	±1	NR		
Non-Hispanic White	3	±1	12	±4	
Total Minority	3	±1	16	±6	
Experienced SH	63	±4	16	±4	
Experienced GD	76	±6	14	±5	
Not Experienced SH/GD	NA		NA		
Experienced SA	51	±11	32	±16	
Not Experienced SA	3	±1	12	±3	
National Guard	3	±1	13	±5	
ARNG	3	±1	14	±6	
Enlisted	3	±1	14	±6	
Officers	3	±1	12	±8	
ANG	2	±1	10	±5	
Enlisted	2	±1	10	±6	
Officers	2	±1	11	±11	
Reserve	3	±1	15	±5	
USAR	4	±1	17	±7	
Enlisted	4	±1	18	±8	
Officers	3	±1	12	±8	
USNR	2	±1	11	±10	
Enlisted	3	±1	11	±12	
Officers	1	±1	NR		
USMCR	2	±1	9	±12	
Enlisted	2	±1	10	±13	
Officers	2	±1	NR		
USAFR	2	±1	14	±9	
Enlisted	2	±1	15	±10	
Officers	2	±1	7	±12	

NR: Not reportable

NA: Not applicable

64. What actions were taken in response to your discussing/reporting the situation?**a. No action was taken because you asked for the discussion to be kept private.**

1. Yes

2. No















































3. Do not know

	Percent Responding		Percentages			Max ME	Percentage Reporting Yes
			1	2	3		
TOTAL DOD	3	±1	27	60	12	±3	
National Guard	3	±1	28	60	13	±5	
ARNG	3	±1	28	60	12	±6	
ANG	2	±1	26	60	14	±5	
Reserve	3	±1	27	61	12	±4	
USAR	4	±1	28	62	10	±6	
USNR	3	±1	27	55	18	±10	
USMCR	1	±1	NR	NR	NR		
USAFR	2	±1	21	60	19	±7	
Enlisted	3	±1	28	60	12	±4	
E1-E4	3	±1	29	58	12	±7	
E1-E3	2	±1	35	57	8	±14	
E4	3	±1	27	59	14	±8	
E5-E9	3	±1	27	61	12	±3	
Officers	3	±1	24	62	15	±4	
O1-O3	3	±1	23	61	16	±7	
O4-O6	2	±1	25	63	12	±6	
W1-W5	2	±1	19	65	16	±15	
Reserve Unit	3	±1	27	60	12	±4	
AGR/FTS/AR	4	±1	28	60	12	±5	
IMA	2	±1	14	62	NR	±17	
Non-Hispanic White	3	±1	27	61	12	±4	
Total Minority	3	±1	28	58	14	±5	
FEMALES	9	±1	26	63	11	±3	
Enlisted	9	±1	26	63	11	±4	
E1-E4	8	±1	26	63	11	±7	
E5-E9	10	±1	26	64	10	±3	
Officers	8	±1	25	63	12	±4	
O1-O3	9	±2	26	62	12	±6	
O4-O6	8	±1	23	64	13	±5	
Reserve Unit	9	±1	25	64	11	±4	
AGR/FTS/AR	12	±1	29	61	11	±4	
IMA	4	±2	16	62	22	±15	
Non-Hispanic White	10	±1	25	65	10	±4	
Total Minority	8	±1	27	62	11	±5	
Experienced SH	43	±3	26	64	10	±4	
Experienced GD	54	±3	25	62	12	±4	
Not Experienced SH/GD	NA		NA	NA	NA		
Experienced SA	32	±6	27	65	8	±10	
Not Experienced SA	8	±1	26	63	11	±3	

Note. Percent responding are Reserve component members who answered the question, who indicated they experienced a sex-based MEO violation (Q6-Q50), and who either discussed this situation with a work supervisor/anyone up their chain of command or officially reported this situation as possible harassment to any person tasked with enforcing sexual harassment or Equal Opportunity regulations (Q63c/Q63d).

NR: Not reportable

NA: Not applicable

64a. Continued	Percent Responding		Percentages			Max ME	Percentage Reporting Yes
			1	2	3		
National Guard	10	±1	27	62	11	±4	
ARNG	10	±1	27	62	11	±5	
Enlisted	10	±2	27	62	11	±6	
Officers	11	±2	29	60	11	±6	
ANG	7	±1	28	61	11	±5	
Enlisted	7	±1	27	61	11	±6	
Officers	9	±2	29	59	13	±8	
Reserve	8	±1	24	66	10	±4	
USAR	10	±2	24	68	8	±5	
Enlisted	10	±2	24	68	8	±6	
Officers	9	±2	23	66	11	±8	
USNR	7	±1	24	61	14	±8	
Enlisted	7	±2	26	59	15	±9	
Officers	6	±2	15	71	14	±12	
USMCR	8	±6	NR	NR	NR		
USAFR	6	±1	23	63	14	±6	
Enlisted	6	±1	23	62	14	±7	
Officers	5	±1	23	67	10	±10	
MALES	2	±1	29	56	15	±6	
Enlisted	2	±1	31	55	14	±7	
E1-E4	1	±1	33	53	14	±13	
E5-E9	2	±1	29	57	14	±6	
Officers	1	±1	22	59	19	±9	
O1-O3	2	±1	17	59	24	±13	
O4-O6	1	±1	28	60	12	±12	
Reserve Unit	1	±1	30	55	15	±7	
AGR/FTS/AR	2	±1	27	60	14	±11	
IMA	1	±1	NR	NR	NR		
Non-Hispanic White	2	±1	29	57	13	±8	
Total Minority	1	±1	29	53	18	±10	
Experienced SH	31	±4	31	55	14	±7	
Experienced GD	45	±6	28	55	16	±8	
Not Experienced SH/GD	NA		NA	NA	NA		
Experienced SA	29	±10	NR	71	6	±18	
Not Experienced SA	1	±1	31	53	16	±6	
National Guard	2	±1	28	57	14	±9	
ARNG	2	±1	29	57	13	±10	
Enlisted	2	±1	31	57	12	±11	
Officers	1	±1	15	61	24	±14	
ANG	1	±1	23	59	18	±9	
Enlisted	1	±1	24	54	21	±11	
Officers	1	±1	16	79	5	±17	
Reserve	2	±1	31	53	16	±8	
USAR	2	±1	35	52	13	±11	
Enlisted	2	±1	36	52	12	±13	
Officers	2	±1	27	54	19	±15	
USNR	1	±1	31	47	NR	±15	
Enlisted	2	±1	30	NR	NR	±18	
Officers	1	±1	NR	NR	NR		
USMCR	1	±1	NR	NR	NR		
Enlisted	1	±1	NR	NR	NR		
Officers	1	±1	NR	NR	NR		
USAFR	1	±1	17	52	30	±17	
Enlisted	1	±1	14	NR	NR	±13	
Officers	1	±1	NR	NR	NR		

NR: Not reportable

NA: Not applicable

64. What actions were taken in response to your discussing/reporting the situation?

b. You discussed the situation, but no action was taken because you chose not to give enough details about the situation.

1. Yes

2. No

3. Do not know

	Percent Responding		Percentages			Max ME	Percentage Reporting Yes
			1	2	3		
TOTAL DOD	3	±1	15	74	11	±3	
National Guard	3	±1	15	75	10	±5	
ARNG	3	±1	16	74	10	±5	
ANG	2	±1	12	78	10	±4	
Reserve	3	±1	14	73	13	±4	
USAR	4	±1	14	75	12	±5	
USNR	3	±1	18	72	9	±8	
USMCR	1	±1	19	NR	NR	±18	
USAFR	2	±1	12	67	21	±8	
Enlisted	3	±1	15	74	11	±4	
E1-E4	3	±1	15	73	12	±7	
E1-E3	2	±1	14	73	13	±13	
E4	3	±1	15	73	12	±8	
E5-E9	3	±1	15	75	10	±3	
Officers	3	±1	13	76	11	±4	
O1-O3	3	±1	14	75	11	±6	
O4-O6	2	±1	13	77	11	±6	
W1-W5	2	±1	11	76	13	±14	
Reserve Unit	3	±1	15	74	11	±4	
AGR/FTS/AR	4	±1	15	75	10	±4	
IMA	2	±1	10	NR	NR	±12	
Non-Hispanic White	3	±1	15	75	10	±4	
Total Minority	3	±1	14	72	14	±4	
FEMALES	9	±1	13	78	10	±3	
Enlisted	9	±1	12	77	10	±3	
E1-E4	8	±1	10	79	11	±6	
E5-E9	10	±1	14	77	9	±3	
Officers	8	±1	13	78	9	±4	
O1-O3	9	±2	15	75	10	±6	
O4-O6	8	±1	11	80	9	±4	
Reserve Unit	9	±1	12	78	10	±3	
AGR/FTS/AR	12	±1	17	74	9	±3	
IMA	4	±2	10	70	19	±15	
Non-Hispanic White	10	±1	11	80	9	±3	
Total Minority	8	±1	15	74	12	±4	
Experienced SH	43	±3	12	78	10	±3	
Experienced GD	53	±3	12	76	12	±3	
Not Experienced SH/GD	NA		NA	NA	NA		
Experienced SA	32	±6	8	82	9	±8	
Not Experienced SA	8	±1	13	77	10	±3	

Note. Percent responding are Reserve component members who answered the question, who indicated they experienced a sex-based MEO violation (Q6-Q50), and who either discussed this situation with a work supervisor/anyone up their chain of command or officially reported this situation as possible harassment to any person tasked with enforcing sexual harassment or Equal Opportunity regulations (Q63c/Q63d).

NR: Not reportable

NA: Not applicable

64b. Continued	Percent Responding		Percentages			Max ME	Percentage Reporting Yes
			1	2	3		
National Guard	9	±1	13	78	9	±4	
ARNG	10	±1	13	78	9	±5	
Enlisted	10	±2	12	78	10	±5	
Officers	11	±2	16	76	8	±6	
ANG	7	±1	13	80	8	±4	
Enlisted	7	±1	12	80	8	±4	
Officers	9	±2	14	78	8	±7	
Reserve	8	±1	13	77	11	±4	
USAR	10	±2	12	77	11	±5	
Enlisted	10	±2	12	77	11	±6	
Officers	9	±2	11	79	9	±7	
USNR	7	±1	16	75	9	±7	
Enlisted	7	±2	18	73	9	±8	
Officers	5	±2	6	86	8	±11	
USMCR	8	±6	NR	NR	NR		
USAFR	5	±1	12	74	14	±6	
Enlisted	6	±1	12	73	15	±7	
Officers	5	±1	12	76	12	±10	
MALES	2	±1	18	69	13	±6	
Enlisted	2	±1	18	69	13	±7	
E1-E4	1	±1	22	64	14	±13	
E5-E9	2	±1	16	72	12	±6	
Officers	1	±1	14	73	13	±8	
O1-O3	1	±1	13	75	12	±13	
O4-O6	1	±1	15	72	12	±12	
Reserve Unit	1	±1	18	69	13	±7	
AGR/FTS/AR	2	±1	13	75	12	±9	
IMA	1	±1	NR	NR	NR		
Non-Hispanic White	2	±1	20	70	11	±8	
Total Minority	1	±1	13	69	17	±9	
Experienced SH	31	±4	18	70	12	±7	
Experienced GD	46	±6	18	67	15	±8	
Not Experienced SH/GD	NA		NA	NA	NA		
Experienced SA	29	±10	NR	NR	6	±9	
Not Experienced SA	1	±1	17	69	14	±6	
National Guard	2	±1	18	71	11	±9	
ARNG	2	±1	19	70	11	±10	
Enlisted	2	±1	20	70	10	±11	
Officers	1	±1	14	70	16	±14	
ANG	1	±1	11	76	13	±9	
Enlisted	1	±1	10	75	14	±11	
Officers	1	±1	NR	NR	5	±12	
Reserve	2	±1	17	67	16	±8	
USAR	2	±1	16	70	14	±11	
Enlisted	2	±1	17	68	15	±12	
Officers	2	±1	14	76	9	±15	
USNR	1	±1	21	69	10	±15	
Enlisted	2	±1	22	68	10	±17	
Officers	1	±1	NR	NR	NR		
USMCR	1	±1	NR	NR	NR		
Enlisted	1	±1	NR	NR	NR		
Officers	1	±1	NR	NR	NR		
USAFR	1	±1	13	54	34	±17	
Enlisted	1	±1	12	NR	NR	±13	
Officers	1	±1	NR	NR	NR		

NR: Not reportable

NA: Not applicable

64. What actions were taken in response to your discussing/reporting the situation?

c. The person you told took no action.

1. Yes

2. No

3. Do not know

	Percent Responding		Percentages			Max ME	Percentage Reporting Yes
			1	2	3		
TOTAL DOD	3	±1	38	46	16	±3	
National Guard	3	±1	36	47	16	±5	
ARNG	3	±1	37	47	16	±6	
ANG	2	±1	36	48	16	±5	
Reserve	3	±1	41	44	15	±4	
USAR	4	±1	40	44	16	±6	
USNR	3	±1	43	46	11	±8	
USMCR	1	±1	NR	NR	14	±16	
USAFR	2	±1	42	41	18	±7	
Enlisted	3	±1	37	47	16	±4	
E1-E4	3	±1	30	55	16	±7	
E1-E3	2	±1	21	63	16	±13	
E4	3	±1	34	51	16	±7	
E5-E9	3	±1	43	41	16	±4	
Officers	3	±1	47	37	16	±5	
O1-O3	3	±1	46	38	16	±7	
O4-O6	2	±1	49	37	14	±6	
W1-W5	2	±1	49	32	19	±14	
Reserve Unit	3	±1	37	47	16	±4	
AGR/FTS/AR	4	±1	46	38	16	±5	
IMA	2	±1	NR	32	31	±15	
Non-Hispanic White	3	±1	39	46	15	±4	
Total Minority	3	±1	38	45	17	±5	
FEMALES	9	±1	38	48	14	±3	
Enlisted	9	±1	37	50	14	±4	
E1-E4	8	±1	30	56	13	±7	
E5-E9	10	±1	42	44	14	±3	
Officers	8	±1	43	41	16	±5	
O1-O3	9	±2	41	45	14	±7	
O4-O6	8	±1	44	37	18	±5	
Reserve Unit	9	±1	36	50	14	±4	
AGR/FTS/AR	12	±1	46	40	14	±4	
IMA	4	±2	26	38	36	±14	
Non-Hispanic White	10	±1	38	50	13	±4	
Total Minority	8	±1	38	46	16	±5	
Experienced SH	43	±3	36	51	13	±4	
Experienced GD	53	±3	46	39	15	±4	
Not Experienced SH/GD	NA		NA	NA	NA		
Experienced SA	32	±6	42	48	10	±10	
Not Experienced SA	8	±1	37	48	15	±3	

Note. Percent responding are Reserve component members who answered the question, who indicated they experienced a sex-based MEO violation (Q6-Q50), and who either discussed this situation with a work supervisor/anyone up their chain of command or officially reported this situation as possible harassment to any person tasked with enforcing sexual harassment or Equal Opportunity regulations (Q63c/Q63d).

NR: Not reportable

NA: Not applicable

64c. Continued	Percent Responding		Percentages			Max ME	Percentage Reporting Yes
			1	2	3		
National Guard	9	±1	36	48	16	±4	
ARNG	10	±1	37	47	16	±5	
Enlisted	10	±2	36	48	16	±6	
Officers	11	±2	44	40	17	±6	
ANG	7	±1	31	52	17	±5	
Enlisted	7	±1	28	55	18	±5	
Officers	9	±2	47	40	13	±8	
Reserve	8	±1	40	48	12	±4	
USAR	10	±2	39	49	11	±6	
Enlisted	10	±2	39	51	10	±7	
Officers	9	±2	41	44	15	±9	
USNR	7	±1	45	45	11	±8	
Enlisted	7	±2	42	46	11	±9	
Officers	5	±2	55	37	8	±13	
USMCR	8	±6	NR	NR	9	±15	
USAFR	6	±1	39	44	17	±6	
Enlisted	6	±1	40	44	16	±7	
Officers	5	±1	37	42	20	±10	
MALES	2	±1	40	42	18	±6	
Enlisted	2	±1	38	44	18	±7	
E1-E4	1	±1	29	52	19	±13	
E5-E9	2	±1	44	38	18	±7	
Officers	1	±1	53	31	16	±9	
O1-O3	1	±1	53	27	20	±13	
O4-O6	1	±1	54	37	9	±12	
Reserve Unit	1	±1	39	43	18	±7	
AGR/FTS/AR	2	±1	46	36	18	±11	
IMA	1	±1	NR	NR	NR		
Non-Hispanic White	2	±1	40	43	17	±8	
Total Minority	1	±1	39	41	19	±10	
Experienced SH	31	±4	37	46	17	±7	
Experienced GD	46	±6	53	29	18	±9	
Not Experienced SH/GD	NA		NA	NA	NA		
Experienced SA	29	±10	NR	NR	7	±10	
Not Experienced SA	1	±1	37	43	19	±7	
National Guard	2	±1	37	46	17	±9	
ARNG	2	±1	36	47	17	±10	
Enlisted	2	±1	33	50	16	±11	
Officers	1	±1	57	22	21	±14	
ANG	1	±1	44	41	15	±9	
Enlisted	1	±1	41	41	17	±11	
Officers	1	±1	NR	NR	5	±12	
Reserve	2	±1	43	37	20	±8	
USAR	2	±1	42	35	23	±11	
Enlisted	2	±1	41	36	24	±13	
Officers	2	±1	48	34	18	±15	
USNR	1	±1	41	48	11	±16	
Enlisted	2	±1	NR	NR	13	±13	
Officers	1	±1	NR	NR	NR		
USMCR	1	±1	NR	NR	NR		
Enlisted	1	±1	NR	NR	NR		
Officers	1	±1	NR	NR	NR		
USAFR	1	±1	46	34	20	±16	
Enlisted	1	±1	NR	NR	20	±16	
Officers	1	±1	NR	NR	NR		

NR: Not reportable

NA: Not applicable

64. What actions were taken in response to your discussing/reporting the situation?

d. The rules on harassment were explained to everyone in the workplace.

1. Yes

2. No














































3. Do not know

	Percent Responding		Percentages			Max ME	Percentage Reporting Yes
			1	2	3		
TOTAL DOD	3	±1	56	33	11	±3	
National Guard	3	±1	55	34	11	±5	
ARNG	3	±1	57	33	11	±5	
ANG	2	±1	50	38	12	±5	
Reserve	3	±1	58	32	10	±4	
USAR	4	±1	59	32	9	±5	
USNR	3	±1	55	34	11	±8	
USMCR	1	±1	NR	NR	10	±16	
USAFR	2	±1	56	29	15	±7	
Enlisted	3	±1	58	31	10	±4	
E1-E4	3	±1	60	30	10	±7	
E1-E3	2	±1	65	27	8	±13	
E4	3	±1	58	31	11	±8	
E5-E9	3	±1	56	33	11	±3	
Officers	3	±1	47	41	12	±5	
O1-O3	3	±1	52	37	11	±7	
O4-O6	2	±1	40	46	14	±6	
W1-W5	2	±1	48	40	12	±14	
Reserve Unit	3	±1	58	32	10	±4	
AGR/FTS/AR	4	±1	52	36	12	±5	
IMA	1	±1	25	42	34	±18	
Non-Hispanic White	3	±1	54	35	11	±4	
Total Minority	3	±1	61	29	10	±5	
FEMALES	9	±1	54	35	11	±3	
Enlisted	9	±1	55	34	11	±4	
E1-E4	8	±1	57	32	11	±7	
E5-E9	10	±1	53	35	11	±3	
Officers	8	±1	47	41	12	±5	
O1-O3	9	±2	49	40	11	±7	
O4-O6	7	±1	42	44	14	±5	
Reserve Unit	9	±1	54	35	11	±4	
AGR/FTS/AR	12	±1	52	36	11	±4	
IMA	4	±1	29	34	38	±15	
Non-Hispanic White	10	±1	50	38	12	±4	
Total Minority	8	±1	59	30	11	±5	
Experienced SH	42	±3	56	34	10	±4	
Experienced GD	53	±3	50	38	12	±4	
Not Experienced SH/GD	NA		NA	NA	NA		
Experienced SA	32	±6	52	34	14	±10	
Not Experienced SA	8	±1	54	35	11	±3	

Note. Percent responding are Reserve component members who answered the question, who indicated they experienced a sex-based MEO violation (Q6-Q50), and who either discussed this situation with a work supervisor/anyone up their chain of command or officially reported this situation as possible harassment to any person tasked with enforcing sexual harassment or Equal Opportunity regulations (Q63c/Q63d).

NR: Not reportable

NA: Not applicable

64d. Continued	Percent Responding		Percentages			Max ME	Percentage Reporting Yes
			1	2	3		
National Guard	9	±1	54	34	12	±4	
ARNG	10	±1	55	33	12	±5	
Enlisted	10	±2	56	32	12	±6	
Officers	11	±2	49	40	11	±6	
ANG	7	±1	50	39	11	±5	
Enlisted	7	±1	53	36	11	±6	
Officers	9	±2	38	54	8	±8	
Reserve	8	±1	54	36	11	±4	
USAR	10	±1	55	35	10	±6	
Enlisted	10	±2	55	36	9	±7	
Officers	9	±2	54	34	12	±9	
USNR	7	±1	52	36	12	±8	
Enlisted	7	±2	55	33	12	±9	
Officers	5	±2	37	52	11	±13	
USMCR	8	±6	NR	NR	NR		
USAFR	5	±1	51	34	15	±6	
Enlisted	6	±1	55	32	13	±7	
Officers	5	±1	33	44	23	±10	
MALES	2	±1	60	30	10	±6	
Enlisted	2	±1	63	28	10	±7	
E1-E4	1	±1	65	26	9	±13	
E5-E9	2	±1	61	29	10	±6	
Officers	1	±1	47	41	12	±9	
O1-O3	2	±1	57	33	10	±13	
O4-O6	1	±1	37	49	14	±12	
Reserve Unit	1	±1	62	29	9	±6	
AGR/FTS/AR	2	±1	51	37	13	±11	
IMA	1	±1	NR	NR	NR		
Non-Hispanic White	2	±1	58	32	10	±7	
Total Minority	1	±1	64	26	10	±9	
Experienced SH	30	±4	65	26	8	±7	
Experienced GD	45	±6	54	34	12	±8	
Not Experienced SH/GD	NA		NA	NA	NA		
Experienced SA	29	±10	NR	NR	NR		
Not Experienced SA	1	±1	58	31	11	±6	
National Guard	2	±1	57	33	10	±8	
ARNG	2	±1	59	32	9	±10	
Enlisted	2	±1	61	30	9	±11	
Officers	1	±1	40	49	11	±15	
ANG	1	±1	50	36	14	±9	
Enlisted	1	±1	50	35	15	±10	
Officers	1	±1	NR	NR	12	±15	
Reserve	2	±1	64	26	10	±8	
USAR	2	±1	65	27	8	±10	
Enlisted	2	±1	67	25	8	±12	
Officers	2	±1	55	35	10	±14	
USNR	1	±1	59	32	10	±15	
Enlisted	2	±1	64	26	10	±17	
Officers	1	±1	NR	NR	NR		
USMCR	1	±1	NR	NR	NR		
Enlisted	1	±1	NR	NR	NR		
Officers	1	±1	NR	NR	NR		
USAFR	1	±1	66	18	16	±14	
Enlisted	1	±1	67	20	12	±16	
Officers	1	±1	NR	NR	NR		

NR: Not reportable

NA: Not applicable

64. What actions were taken in response to your discussing/reporting the situation?

e. Someone talked to the person(s) to ask them to change their behavior.

1. Yes

2. No











































3. Do not know

	Percent Responding		Percentages			Max ME	Percentage Reporting Yes
			1	2	3		
TOTAL DOD	3	±1	42	35	23	±3	
National Guard	3	±1	43	34	23	±5	
ARNG	3	±1	42	35	23	±6	
ANG	2	±1	45	34	21	±5	
Reserve	3	±1	40	37	23	±4	
USAR	4	±1	42	36	22	±6	
USNR	3	±1	36	40	24	±9	
USMCR	1	±1	NR	NR	13	±15	
USAFR	2	±1	35	34	30	±7	
Enlisted	3	±1	43	34	23	±4	
E1-E4	3	±1	48	31	22	±7	
E1-E3	2	±1	50	37	13	±14	
E4	3	±1	47	27	26	±8	
E5-E9	3	±1	39	37	24	±3	
Officers	3	±1	35	41	24	±5	
O1-O3	3	±1	40	39	21	±7	
O4-O6	2	±1	28	46	27	±6	
W1-W5	2	±1	36	36	29	±15	
Reserve Unit	3	±1	43	35	22	±4	
AGR/FTS/AR	4	±1	36	38	26	±5	
IMA	2	±1	19	NR	33	±16	
Non-Hispanic White	3	±1	41	37	23	±4	
Total Minority	3	±1	43	33	24	±5	
FEMALES	9	±1	44	35	22	±3	
Enlisted	9	±1	45	33	22	±4	
E1-E4	8	±1	49	30	21	±7	
E5-E9	10	±1	42	36	22	±3	
Officers	8	±1	36	42	22	±5	
O1-O3	9	±2	41	41	18	±7	
O4-O6	8	±1	31	44	25	±5	
Reserve Unit	9	±1	45	34	22	±4	
AGR/FTS/AR	12	±1	39	39	22	±4	
IMA	4	±2	18	45	37	±15	
Non-Hispanic White	10	±1	43	36	21	±4	
Total Minority	8	±1	44	33	23	±5	
Experienced SH	42	±3	48	31	21	±4	
Experienced GD	53	±3	36	40	24	±4	
Not Experienced SH/GD	NA		NA	NA	NA		
Experienced SA	32	±6	37	43	21	±10	
Not Experienced SA	8	±1	45	34	22	±3	

Note. Percent responding are Reserve component members who answered the question, who indicated they experienced a sex-based MEO violation (Q6-Q50), and who either discussed this situation with a work supervisor/anyone up their chain of command or officially reported this situation as possible harassment to any person tasked with enforcing sexual harassment or Equal Opportunity regulations (Q63c/Q63d).

NR: Not reportable

NA: Not applicable

64e. Continued	Percent Responding		Percentages			Max ME	Percentage Reporting Yes
			1	2	3		
National Guard	9	±1	45	33	21	±4	
ARNG	10	±1	44	34	22	±5	
Enlisted	10	±2	46	32	22	±6	
Officers	11	±2	34	42	23	±6	
ANG	7	±1	48	33	19	±5	
Enlisted	7	±1	51	30	19	±6	
Officers	9	±2	35	46	19	±8	
Reserve	8	±1	42	36	22	±4	
USAR	10	±1	44	35	20	±6	
Enlisted	10	±2	45	34	21	±7	
Officers	9	±2	40	40	20	±10	
USNR	7	±1	40	39	21	±8	
Enlisted	7	±2	42	38	21	±9	
Officers	6	±2	34	45	21	±13	
USMCR	8	±6	NR	NR	NR		
USAFR	6	±1	33	35	32	±6	
Enlisted	6	±1	33	33	34	±7	
Officers	5	±1	32	41	26	±10	
MALES	2	±1	39	37	25	±6	
Enlisted	2	±1	40	36	24	±7	
E1–E4	1	±1	46	31	22	±13	
E5–E9	2	±1	35	39	26	±6	
Officers	1	±1	33	41	27	±9	
O1–O3	2	±1	39	35	27	±13	
O4–O6	1	±1	23	48	29	±12	
Reserve Unit	1	±1	40	36	24	±7	
AGR/FTS/AR	2	±1	33	37	31	±11	
IMA	1	±1	NR	NR	NR		
Non-Hispanic White	2	±1	38	37	25	±8	
Total Minority	1	±1	41	34	24	±10	
Experienced SH	31	±4	46	30	24	±7	
Experienced GD	45	±6	27	49	25	±9	
Not Experienced SH/GD	NA		NA	NA	NA		
Experienced SA	29	±10	NR	26	NR	±18	
Not Experienced SA	1	±1	38	38	24	±6	
National Guard	2	±1	39	36	25	±9	
ARNG	2	±1	40	36	25	±10	
Enlisted	2	±1	40	36	24	±11	
Officers	1	±1	35	36	29	±15	
ANG	1	±1	39	35	26	±10	
Enlisted	1	±1	40	34	26	±11	
Officers	1	±1	NR	NR	24	±16	
Reserve	2	±1	38	38	25	±8	
USAR	2	±1	38	38	25	±11	
Enlisted	2	±1	39	37	24	±13	
Officers	2	±1	32	39	28	±15	
USNR	1	±1	NR	41	28	±15	
Enlisted	2	±1	NR	37	31	±17	
Officers	1	±1	NR	NR	NR		
USMCR	1	±1	NR	NR	NR		
Enlisted	1	±1	NR	NR	NR		
Officers	1	±1	NR	NR	NR		
USAFR	1	±1	40	34	26	±16	
Enlisted	1	±1	NR	32	26	±18	
Officers	1	±1	NR	NR	NR		

NR: Not reportable

NA: Not applicable

64. What actions were taken in response to your discussing/reporting the situation?

f. Your work station or duties were changed to help you avoid that person(s).

1. Yes

2. No

3. Do not know

	Percent Responding		Percentages			Max ME	Percentage Reporting Yes
			1	2	3		
TOTAL DOD	3	±1	22	73	5	±3	
National Guard	3	±1	22	74	5	±4	
ARNG	3	±1	22	73	5	±5	
ANG	2	±1	20	76	4	±4	
Reserve	3	±1	23	72	5	±4	
USAR	4	±1	24	71	5	±5	
USNR	3	±1	25	71	5	±8	
USMCR	1	±1	NR	NR	NR		
USAFR	2	±1	21	74	6	±6	
Enlisted	3	±1	23	72	5	±4	
E1-E4	3	±1	28	68	4	±7	
E1-E3	2	±1	27	70	3	±13	
E4	3	±1	28	67	5	±8	
E5-E9	3	±1	19	75	5	±3	
Officers	3	±1	19	76	5	±4	
O1-O3	3	±1	19	76	6	±6	
O4-O6	2	±1	20	77	3	±5	
W1-W5	2	±1	16	80	3	±13	
Reserve Unit	3	±1	23	72	5	±4	
AGR/FTS/AR	4	±1	17	78	4	±4	
IMA	2	±1	29	63	7	±15	
Non-Hispanic White	3	±1	19	76	4	±4	
Total Minority	3	±1	28	67	5	±5	
FEMALES	9	±1	24	72	4	±3	
Enlisted	9	±1	25	71	4	±4	
E1-E4	8	±1	30	65	5	±7	
E5-E9	10	±1	20	76	4	±3	
Officers	8	±1	21	75	4	±4	
O1-O3	9	±2	19	77	4	±6	
O4-O6	7	±1	24	71	5	±5	
Reserve Unit	9	±1	25	71	4	±4	
AGR/FTS/AR	12	±1	19	77	4	±3	
IMA	4	±2	33	55	11	±14	
Non-Hispanic White	10	±1	20	76	4	±4	
Total Minority	8	±1	29	66	5	±5	
Experienced SH	42	±3	26	70	4	±4	
Experienced GD	53	±3	22	74	4	±4	
Not Experienced SH/GD	NA		NA	NA	NA		
Experienced SA	32	±6	33	65	3	±10	
Not Experienced SA	8	±1	23	72	4	±3	

Note. Percent responding are Reserve component members who answered the question, who indicated they experienced a sex-based MEO violation (Q6-Q50), and who either discussed this situation with a work supervisor/anyone up their chain of command or officially reported this situation as possible harassment to any person tasked with enforcing sexual harassment or Equal Opportunity regulations (Q63c/Q63d).

NR: Not reportable

NA: Not applicable

64f. Continued	Percent Responding		Percentages			Max ME	Percentage Reporting Yes
			1	2	3		
National Guard	9	±1	22	74	4	±4	
ARNG	10	±1	22	74	4	±5	
Enlisted	10	±2	22	74	4	±6	
Officers	11	±2	22	74	4	±6	
ANG	7	±1	23	74	3	±5	
Enlisted	7	±1	23	73	3	±6	
Officers	9	±2	20	78	2	±7	
Reserve	8	±1	27	69	4	±5	
USAR	10	±2	29	67	4	±6	
Enlisted	10	±2	31	64	5	±7	
Officers	9	±2	19	79	2	±7	
USNR	7	±1	21	75	4	±7	
Enlisted	7	±2	22	74	4	±8	
Officers	5	±2	16	78	7	±12	
USMCR	8	±6	NR	NR	NR		
USAFR	5	±1	22	74	5	±6	
Enlisted	6	±1	19	77	4	±6	
Officers	5	±1	32	60	9	±10	
MALES	2	±1	20	74	6	±6	
Enlisted	2	±1	21	74	6	±7	
E1-E4	1	±1	24	72	4	±13	
E5-E9	2	±1	18	75	7	±6	
Officers	1	±1	16	78	6	±8	
O1-O3	2	±1	18	73	9	±13	
O4-O6	1	±1	14	84	2	±9	
Reserve Unit	1	±1	21	74	6	±6	
AGR/FTS/AR	2	±1	15	80	5	±9	
IMA	1	±1	NR	NR	NR		
Non-Hispanic White	2	±1	18	77	5	±7	
Total Minority	1	±1	24	70	6	±9	
Experienced SH	30	±4	21	73	5	±7	
Experienced GD	45	±6	22	71	7	±8	
Not Experienced SH/GD	NA		NA	NA	NA		
Experienced SA	29	±10	NR	NR	NR		
Not Experienced SA	1	±1	17	77	6	±6	
National Guard	2	±1	22	73	5	±8	
ARNG	2	±1	23	72	5	±9	
Enlisted	2	±1	24	71	5	±10	
Officers	1	±1	17	74	10	±14	
ANG	1	±1	15	80	5	±8	
Enlisted	1	±1	14	81	6	±9	
Officers	1	±1	20	78	NR	±17	
Reserve	1	±1	18	76	6	±7	
USAR	2	±1	15	79	6	±11	
Enlisted	2	±1	16	78	6	±13	
Officers	2	±1	12	85	3	±12	
USNR	1	±1	30	65	5	±15	
Enlisted	2	±1	30	NR	6	±18	
Officers	1	±1	NR	NR	NR		
USMCR	1	±1	NR	NR	NR		
Enlisted	1	±1	NR	NR	NR		
Officers	1	±1	NR	NR	NR		
USAFR	1	±1	20	74	NR	±15	
Enlisted	1	±1	19	73	NR	±17	
Officers	1	±1	NR	NR	NR		

NR: Not reportable

NA: Not applicable

64. What actions were taken in response to your discussing/reporting the situation?

g. The person(s) was/were moved or reassigned so that you did not have as much contact with them.

1. Yes

2. No











































3. Do not know

	Percent Responding		Percentages			Max ME	Percentage Reporting Yes
			1	2	3		
TOTAL DOD	3	±1	18	77	5	±3	
National Guard	3	±1	19	76	5	±5	
ARNG	3	±1	20	74	6	±6	
ANG	2	±1	14	82	4	±4	
Reserve	3	±1	16	78	5	±4	
USAR	4	±1	18	77	5	±5	
USNR	3	±1	12	82	6	±7	
USMCR	1	±1	NR	NR	NR		
USAFR	2	±1	11	84	5	±5	
Enlisted	3	±1	18	76	5	±4	
E1-E4	3	±1	25	70	5	±7	
E1-E3	2	±1	30	66	4	±14	
E4	3	±1	22	72	6	±8	
E5-E9	3	±1	14	81	5	±3	
Officers	3	±1	14	81	5	±4	
O1-O3	3	±1	15	78	7	±7	
O4-O6	2	±1	12	85	3	±5	
W1-W5	2	±1	17	76	8	±16	
Reserve Unit	3	±1	18	76	5	±4	
AGR/FTS/AR	4	±1	15	81	5	±5	
IMA	2	±1	18	76	6	±16	
Non-Hispanic White	3	±1	17	78	5	±4	
Total Minority	3	±1	19	75	6	±5	
FEMALES	9	±1	18	78	5	±3	
Enlisted	9	±1	18	77	5	±4	
E1-E4	8	±1	23	70	7	±7	
E5-E9	10	±1	14	82	4	±3	
Officers	8	±1	14	82	4	±5	
O1-O3	9	±2	15	82	3	±8	
O4-O6	7	±1	13	84	4	±4	
Reserve Unit	9	±1	18	77	5	±4	
AGR/FTS/AR	12	±1	13	83	4	±3	
IMA	4	±2	14	80	6	±14	
Non-Hispanic White	10	±1	16	80	4	±4	
Total Minority	8	±1	20	75	6	±5	
Experienced SH	42	±3	20	75	5	±4	
Experienced GD	53	±3	13	82	5	±4	
Not Experienced SH/GD	NA		NA	NA	NA		
Experienced SA	31	±6	24	72	4	±10	
Not Experienced SA	8	±1	17	78	5	±3	

Note. Percent responding are Reserve component members who answered the question, who indicated they experienced a sex-based MEO violation (Q6-Q50), and who either discussed this situation with a work supervisor/anyone up their chain of command or officially reported this situation as possible harassment to any person tasked with enforcing sexual harassment or Equal Opportunity regulations (Q63c/Q63d).

NR: Not reportable

NA: Not applicable

64g. Continued	Percent Responding		Percentages			Max ME	Percentage Reporting Yes
			1	2	3		
National Guard	9	±1	18	78	5	±4	
ARNG	10	±1	19	77	5	±5	
Enlisted	10	±2	19	76	5	±6	
Officers	11	±2	14	81	5	±6	
ANG	7	±1	14	82	4	±5	
Enlisted	7	±1	15	80	4	±6	
Officers	9	±2	7	90	3	±6	
Reserve	8	±1	17	78	5	±4	
USAR	10	±1	19	76	5	±6	
Enlisted	10	±2	20	75	5	±7	
Officers	9	±2	16	82	2	±11	
USNR	7	±1	13	82	4	±7	
Enlisted	7	±2	14	82	4	±8	
Officers	5	±2	9	86	5	±11	
USMCR	8	±6	NR	NR	NR		
USAFR	5	±1	13	81	6	±5	
Enlisted	6	±1	12	83	6	±6	
Officers	5	±1	18	76	6	±10	
MALES	2	±1	18	76	6	±6	
Enlisted	2	±1	19	75	6	±7	
E1-E4	1	±1	26	70	3	±13	
E5-E9	2	±1	13	79	8	±6	
Officers	1	±1	13	78	8	±8	
O1-O3	2	±1	14	73	13	±13	
O4-O6	1	±1	11	87	2	±10	
Reserve Unit	1	±1	18	76	6	±7	
AGR/FTS/AR	2	±1	17	77	6	±10	
IMA	1	±1	NR	NR	NR		
Non-Hispanic White	2	±1	18	76	6	±8	
Total Minority	1	±1	19	75	6	±9	
Experienced SH	31	±4	21	74	5	±7	
Experienced GD	45	±6	17	77	7	±9	
Not Experienced SH/GD	NA		NA	NA	NA		
Experienced SA	28	±10	NR	NR	2	±7	
Not Experienced SA	1	±1	16	77	6	±6	
National Guard	2	±1	21	74	6	±9	
ARNG	2	±1	22	72	6	±10	
Enlisted	2	±1	23	72	5	±11	
Officers	1	±1	17	70	13	±15	
ANG	1	±1	13	83	3	±8	
Enlisted	1	±1	14	83	3	±9	
Officers	1	±1	NR	86	NR	±17	
Reserve	1	±1	15	79	6	±8	
USAR	2	±1	17	78	5	±11	
Enlisted	2	±1	17	77	6	±13	
Officers	2	±1	13	82	NR	±14	
USNR	1	±1	NR	82	9	±15	
Enlisted	2	±1	NR	80	11	±18	
Officers	1	±1	NR	NR	NR		
USMCR	1	±1	NR	NR	NR		
Enlisted	1	±1	NR	NR	NR		
Officers	1	±1	NR	NR	NR		
USAFR	1	±1	7	88	5	±13	
Enlisted	1	±1	NR	89	NR	±15	
Officers	1	±1	NR	NR	NR		

NR: Not reportable

NA: Not applicable

64. What actions were taken in response to your discussing/reporting the situation?

h. There was some official career action taken against the person(s) for their upsetting behavior. For example, a negative evaluation/fitness report.

1. Yes

2. No

3. Do not know

	Percent Responding		Percentages			Max ME	Percentage Reporting Yes
			1	2	3		
TOTAL DOD	3	±1	12	72	16	±3	
National Guard	3	±1	12	71	17	±5	
ARNG	3	±1	13	70	17	±6	
ANG	2	±1	10	74	16	±4	
Reserve	3	±1	12	74	15	±4	
USAR	4	±1	13	73	14	±5	
USNR	3	±1	6	83	12	±7	
USMCR	1	±1	NR	NR	16	±17	
USAFR	2	±1	9	71	20	±6	
Enlisted	3	±1	13	71	16	±4	
E1-E4	3	±1	17	66	17	±7	
E1-E3	2	±1	18	60	22	±13	
E4	3	±1	16	68	15	±8	
E5-E9	3	±1	9	76	15	±3	
Officers	3	±1	10	76	14	±4	
O1-O3	3	±1	11	76	13	±7	
O4-O6	2	±1	9	76	15	±5	
W1-W5	2	±1	NR	73	19	±16	
Reserve Unit	3	±1	13	71	16	±4	
AGR/FTS/AR	4	±1	7	78	15	±5	
IMA	2	±1	13	66	21	±15	
Non-Hispanic White	3	±1	12	74	14	±4	
Total Minority	3	±1	12	69	19	±5	
FEMALES	9	±1	11	73	15	±3	
Enlisted	9	±1	11	73	16	±4	
E1-E4	8	±1	16	68	17	±7	
E5-E9	10	±1	8	77	15	±3	
Officers	8	±1	10	77	14	±5	
O1-O3	9	±2	11	76	13	±9	
O4-O6	8	±1	9	76	15	±5	
Reserve Unit	9	±1	12	73	16	±4	
AGR/FTS/AR	12	±1	8	79	13	±3	
IMA	4	±2	10	63	27	±14	
Non-Hispanic White	10	±1	11	75	14	±4	
Total Minority	8	±1	12	71	17	±5	
Experienced SH	43	±3	13	71	16	±4	
Experienced GD	53	±3	6	79	15	±3	
Not Experienced SH/GD	NA		NA	NA	NA		
Experienced SA	32	±6	14	71	15	±10	
Not Experienced SA	8	±1	11	74	15	±3	

Note. Percent responding are Reserve component members who answered the question, who indicated they experienced a sex-based MEO violation (Q6-Q50), and who either discussed this situation with a work supervisor/anyone up their chain of command or officially reported this situation as possible harassment to any person tasked with enforcing sexual harassment or Equal Opportunity regulations (Q63c/Q63d).

NR: Not reportable

NA: Not applicable

64h. Continued	Percent Responding		Percentages			Max ME	Percentage Reporting Yes
			1	2	3		
National Guard	10	±1	11	74	15	±4	
ARNG	10	±1	11	73	15	±5	
Enlisted	10	±2	12	73	15	±6	
Officers	11	±2	6	79	15	±6	
ANG	7	±1	11	74	15	±5	
Enlisted	7	±1	11	73	16	±5	
Officers	9	±2	8	81	11	±7	
Reserve	8	±1	11	73	15	±4	
USAR	10	±2	12	73	15	±6	
Enlisted	10	±2	12	73	15	±7	
Officers	9	±2	13	73	13	±13	
USNR	7	±1	6	80	14	±7	
Enlisted	7	±2	6	79	14	±8	
Officers	6	±2	6	84	10	±12	
USMCR	8	±6	NR	NR	3	±7	
USAFR	6	±1	11	68	21	±6	
Enlisted	6	±1	11	68	22	±7	
Officers	5	±1	12	69	19	±10	
MALES	2	±1	13	70	16	±6	
Enlisted	2	±1	14	69	17	±7	
E1-E4	2	±1	19	63	18	±13	
E5-E9	2	±1	10	74	16	±6	
Officers	1	±1	10	75	15	±8	
O1-O3	2	±1	11	77	12	±12	
O4-O6	1	±1	9	76	15	±10	
Reserve Unit	1	±1	14	69	17	±7	
AGR/FTS/AR	2	±1	6	78	16	±11	
IMA	1	±1	NR	NR	NR		
Non-Hispanic White	2	±1	14	72	13	±7	
Total Minority	1	±1	11	66	22	±10	
Experienced SH	31	±4	16	68	16	±7	
Experienced GD	46	±6	9	76	14	±8	
Not Experienced SH/GD	NA		NA	NA	NA		
Experienced SA	29	±10	NR	NR	NR		
Not Experienced SA	1	±1	11	73	16	±6	
National Guard	2	±1	14	67	19	±9	
ARNG	2	±1	15	66	19	±10	
Enlisted	2	±1	15	66	19	±11	
Officers	1	±1	13	70	17	±14	
ANG	1	±1	9	73	18	±9	
Enlisted	1	±1	8	73	19	±10	
Officers	1	±1	NR	73	12	±17	
Reserve	2	±1	12	74	14	±8	
USAR	2	±1	14	73	13	±11	
Enlisted	2	±1	15	72	13	±13	
Officers	2	±1	8	78	14	±12	
USNR	1	±1	NR	86	9	±15	
Enlisted	2	±1	NR	NR	9	±11	
Officers	1	±1	NR	NR	NR		
USMCR	1	±1	NR	NR	NR		
Enlisted	1	±1	NR	NR	NR		
Officers	1	±1	NR	NR	NR		
USAFR	1	±1	6	77	17	±16	
Enlisted	1	±1	NR	NR	NR		
Officers	1	±1	NR	NR	NR		

NR: Not reportable

NA: Not applicable

64. What actions were taken in response to your discussing/reporting the situation?

j. You were encouraged to drop the issue.

1. Yes

2. No













































3. Do not know

	Percent Responding		Percentages			Max ME	Percentage Reporting Yes
			1	2	3		
TOTAL DOD	3	±1	38	56	5	±3	
National Guard	3	±1	35	59	6	±5	
ARNG	3	±1	36	57	6	±5	
ANG	2	±1	30	65	4	±5	
Reserve	3	±1	42	53	5	±4	
USAR	4	±1	43	53	4	±6	
USNR	3	±1	42	53	5	±8	
USMCR	1	±1	NR	NR	3	±6	
USAFR	2	±1	39	54	7	±7	
Enlisted	3	±1	38	57	5	±4	
E1-E4	3	±1	33	61	6	±7	
E1-E3	2	±1	26	69	5	±13	
E4	3	±1	37	57	6	±8	
E5-E9	3	±1	41	54	5	±4	
Officers	3	±1	42	53	5	±5	
O1-O3	3	±1	40	54	6	±7	
O4-O6	2	±1	46	51	3	±6	
W1-W5	2	±1	34	59	7	±14	
Reserve Unit	3	±1	38	57	5	±4	
AGR/FTS/AR	4	±1	43	53	4	±5	
IMA	2	±1	NR	NR	9	±12	
Non-Hispanic White	3	±1	39	56	5	±4	
Total Minority	3	±1	37	58	5	±5	
FEMALES	9	±1	36	60	4	±3	
Enlisted	9	±1	36	60	3	±4	
E1-E4	8	±1	33	65	3	±7	
E5-E9	10	±1	39	57	4	±3	
Officers	8	±1	37	58	5	±4	
O1-O3	9	±2	37	58	5	±7	
O4-O6	8	±1	36	60	5	±5	
Reserve Unit	9	±1	36	60	4	±4	
AGR/FTS/AR	12	±1	39	59	3	±4	
IMA	4	±2	25	61	14	±15	
Non-Hispanic White	10	±1	37	60	4	±4	
Total Minority	8	±1	36	61	3	±5	
Experienced SH	43	±3	36	61	3	±4	
Experienced GD	53	±3	46	50	4	±4	
Not Experienced SH/GD	NA		NA	NA	NA		
Experienced SA	32	±6	43	55	2	±10	
Not Experienced SA	8	±1	36	60	4	±3	

Note. Percent responding are Reserve component members who answered the question, who indicated they experienced a sex-based MEO violation (Q6-Q50), and who either discussed this situation with a work supervisor/anyone up their chain of command or officially reported this situation as possible harassment to any person tasked with enforcing sexual harassment or Equal Opportunity regulations (Q63c/Q63d).

NR: Not reportable

NA: Not applicable

64j. Continued	Percent Responding		Percentages			Max ME	Percentage Reporting Yes
			1	2	3		
National Guard	9	±1	33	64	3	±4	
ARNG	10	±1	34	64	2	±5	
Enlisted	10	±2	33	65	2	±6	
Officers	11	±2	42	55	2	±6	
ANG	7	±1	31	66	4	±5	
Enlisted	7	±1	29	67	4	±5	
Officers	9	±2	38	58	4	±8	
Reserve	8	±1	40	56	5	±4	
USAR	10	±2	41	55	4	±6	
Enlisted	10	±2	43	53	4	±7	
Officers	9	±2	30	65	5	±8	
USNR	7	±1	45	50	5	±8	
Enlisted	7	±2	43	52	5	±9	
Officers	6	±2	55	40	5	±13	
USMCR	8	±6	NR	NR	NR		
USAFR	6	±1	33	60	7	±6	
Enlisted	6	±1	34	60	6	±7	
Officers	5	±1	30	59	11	±10	
MALES	2	±1	41	51	8	±6	
Enlisted	2	±1	40	53	8	±7	
E1-E4	1	±1	34	55	11	±13	
E5-E9	2	±1	43	51	6	±7	
Officers	1	±1	50	45	5	±9	
O1-O3	1	±1	46	47	7	±13	
O4-O6	1	±1	58	40	2	±12	
Reserve Unit	1	±1	40	53	8	±7	
AGR/FTS/AR	2	±1	49	45	6	±10	
IMA	1	±1	NR	NR	NR		
Non-Hispanic White	2	±1	42	51	7	±7	
Total Minority	1	±1	39	53	9	±9	
Experienced SH	30	±4	39	53	7	±7	
Experienced GD	45	±6	57	36	7	±8	
Not Experienced SH/GD	NA		NA	NA	NA		
Experienced SA	28	±10	NR	NR	NR		
Not Experienced SA	1	±1	40	52	8	±6	
National Guard	2	±1	38	53	10	±8	
ARNG	2	±1	39	50	10	±10	
Enlisted	2	±1	37	52	11	±11	
Officers	1	±1	52	38	10	±14	
ANG	1	±1	30	65	6	±9	
Enlisted	1	±1	26	68	6	±11	
Officers	1	±1	NR	NR	NR		
Reserve	1	±1	46	50	5	±8	
USAR	2	±1	47	49	4	±11	
Enlisted	2	±1	47	49	5	±13	
Officers	2	±1	46	51	3	±15	
USNR	1	±1	38	58	5	±15	
Enlisted	2	±1	34	NR	6	±18	
Officers	1	±1	NR	NR	NR		
USMCR	1	±1	NR	NR	NR		
Enlisted	1	±1	NR	NR	NR		
Officers	1	±1	NR	NR	NR		
USAFR	1	±1	50	42	NR	±15	
Enlisted	1	±1	NR	NR	NR		
Officers	1	±1	NR	NR	NR		

NR: Not reportable

NA: Not applicable

64. What actions were taken in response to your discussing/reporting the situation?

k. You were discouraged from filing a formal complaint.

1. Yes

2. No















































3. Do not know

	Percent Responding		Percentages			Max ME	Percentage Reporting Yes
			1	2	3		
TOTAL DOD	3	±1	30	65	5	±3	
National Guard	3	±1	28	65	6	±5	
ARNG	3	±1	30	64	6	±5	
ANG	2	±1	21	73	6	±4	
Reserve	3	±1	32	64	4	±4	
USAR	4	±1	33	64	4	±5	
USNR	3	±1	33	63	4	±8	
USMCR	1	±1	22	76	2	±17	
USAFR	2	±1	34	62	4	±7	
Enlisted	3	±1	30	65	5	±4	
E1-E4	3	±1	27	67	5	±7	
E1-E3	2	±1	24	70	6	±13	
E4	3	±1	29	66	5	±8	
E5-E9	3	±1	31	64	5	±4	
Officers	3	±1	34	60	5	±5	
O1-O3	3	±1	34	60	6	±7	
O4-O6	2	±1	37	59	4	±7	
W1-W5	2	±1	21	73	6	±13	
Reserve Unit	3	±1	30	65	5	±4	
AGR/FTS/AR	4	±1	32	64	4	±5	
IMA	2	±1	NR	NR	8	±10	
Non-Hispanic White	3	±1	31	64	5	±4	
Total Minority	3	±1	30	65	5	±5	
FEMALES	9	±1	27	68	4	±3	
Enlisted	9	±1	27	69	4	±3	
E1-E4	8	±1	23	73	3	±6	
E5-E9	10	±1	30	66	5	±3	
Officers	8	±1	30	65	5	±5	
O1-O3	9	±2	33	62	5	±7	
O4-O6	8	±1	26	70	4	±5	
Reserve Unit	9	±1	28	68	4	±3	
AGR/FTS/AR	12	±1	28	70	2	±3	
IMA	4	±2	16	73	12	±14	
Non-Hispanic White	10	±1	28	68	4	±4	
Total Minority	8	±1	27	69	4	±5	
Experienced SH	43	±3	28	68	4	±4	
Experienced GD	53	±3	35	60	5	±4	
Not Experienced SH/GD	NA		NA	NA	NA		
Experienced SA	32	±6	48	50	3	±10	
Not Experienced SA	8	±1	25	70	4	±3	

Note. Percent responding are Reserve component members who answered the question, who indicated they experienced a sex-based MEO violation (Q6-Q50), and who either discussed this situation with a work supervisor/anyone up their chain of command or officially reported this situation as possible harassment to any person tasked with enforcing sexual harassment or Equal Opportunity regulations (Q63c/Q63d).

NR: Not reportable

NA: Not applicable

64k. Continued	Percent Responding		Percentages			Max ME	Percentage Reporting Yes
			1	2	3		
National Guard	9	±1	26	70	4	±4	
ARNG	10	±1	27	70	4	±5	
Enlisted	10	±2	26	70	4	±5	
Officers	11	±2	29	67	4	±6	
ANG	7	±1	22	73	5	±4	
Enlisted	7	±1	21	74	5	±5	
Officers	8	±2	30	65	5	±8	
Reserve	8	±1	29	66	4	±4	
USAR	10	±2	30	66	4	±6	
Enlisted	10	±2	30	66	4	±6	
Officers	9	±2	30	65	4	±9	
USNR	7	±1	31	65	4	±7	
Enlisted	7	±2	28	69	3	±8	
Officers	6	±2	45	48	6	±13	
USMCR	8	±6	2	98	NR	±8	
USAFR	6	±1	28	67	5	±6	
Enlisted	6	±1	28	67	5	±7	
Officers	5	±1	27	68	5	±10	
MALES	2	±1	34	59	6	±6	
Enlisted	2	±1	33	60	7	±7	
E1-E4	1	±1	32	59	8	±13	
E5-E9	2	±1	34	61	5	±7	
Officers	1	±1	40	54	6	±9	
O1-O3	2	±1	36	56	8	±13	
O4-O6	1	±1	50	46	3	±12	
Reserve Unit	1	±1	33	60	7	±7	
AGR/FTS/AR	2	±1	39	56	5	±11	
IMA	1	±1	NR	NR	NR		
Non-Hispanic White	2	±1	34	60	6	±7	
Total Minority	1	±1	34	59	7	±10	
Experienced SH	31	±4	33	60	6	±7	
Experienced GD	45	±6	51	42	7	±8	
Not Experienced SH/GD	NA		NA	NA	NA		
Experienced SA	28	±10	NR	NR	1	±3	
Not Experienced SA	1	±1	33	61	6	±6	
National Guard	2	±1	32	59	9	±8	
ARNG	2	±1	34	57	9	±10	
Enlisted	2	±1	33	59	9	±11	
Officers	1	±1	46	45	10	±15	
ANG	1	±1	20	73	7	±9	
Enlisted	1	±1	17	74	8	±10	
Officers	1	±1	30	68	2	±18	
Reserve	2	±1	37	59	3	±8	
USAR	2	±1	36	60	3	±11	
Enlisted	2	±1	37	60	3	±13	
Officers	2	±1	34	60	6	±15	
USNR	1	±1	36	59	5	±15	
Enlisted	2	±1	33	NR	6	±18	
Officers	1	±1	NR	NR	NR		
USMCR	1	±1	NR	NR	4	±9	
Enlisted	1	±1	NR	NR	4	±10	
Officers	1	±1	NR	NR	NR		
USAFR	1	±1	46	52	NR	±15	
Enlisted	1	±1	NR	NR	NR		
Officers	1	±1	NR	NR	NR		

NR: Not reportable

NA: Not applicable

64. What actions were taken in response to your discussing/reporting the situation?

m. Your coworkers treated you worse, avoided you, or blamed you for the problem.

1. Yes














































2. No

3. Do not know

	Percent Responding		Percentages			Max ME	Percentage Reporting Yes
			1	2	3		
TOTAL DOD	3	±1	31	62	7	±3	
National Guard	3	±1	31	62	7	±5	
ARNG	3	±1	32	61	7	±5	
ANG	2	±1	25	68	7	±5	
Reserve	3	±1	32	61	7	±4	
USAR	4	±1	32	61	8	±5	
USNR	3	±1	32	62	6	±8	
USMCR	1	±1	24	73	3	±17	
USAFR	2	±1	32	58	9	±7	
Enlisted	3	±1	31	61	7	±4	
E1-E4	3	±1	32	60	7	±7	
E1-E3	2	±1	27	65	8	±13	
E4	3	±1	35	58	7	±8	
E5-E9	3	±1	31	62	7	±3	
Officers	3	±1	30	63	7	±5	
O1-O3	3	±1	30	62	8	±7	
O4-O6	2	±1	30	63	6	±7	
W1-W5	2	±1	27	65	8	±14	
Reserve Unit	3	±1	31	62	7	±4	
AGR/FTS/AR	4	±1	32	60	9	±5	
IMA	2	±1	30	58	12	±17	
Non-Hispanic White	3	±1	28	65	6	±4	
Total Minority	3	±1	36	56	8	±5	
FEMALES	9	±1	31	62	7	±3	
Enlisted	9	±1	32	62	7	±4	
E1-E4	8	±1	33	60	6	±7	
E5-E9	10	±1	30	62	7	±3	
Officers	8	±1	29	65	6	±4	
O1-O3	9	±2	30	64	6	±6	
O4-O6	8	±1	27	66	6	±5	
Reserve Unit	9	±1	31	62	7	±4	
AGR/FTS/AR	12	±1	32	63	5	±3	
IMA	4	±2	29	52	19	±15	
Non-Hispanic White	10	±1	29	64	7	±4	
Total Minority	8	±1	34	59	7	±5	
Experienced SH	43	±3	32	61	7	±4	
Experienced GD	53	±3	37	55	8	±4	
Not Experienced SH/GD	NA		NA	NA	NA		
Experienced SA	32	±6	50	43	6	±10	
Not Experienced SA	8	±1	29	64	7	±3	

Note. Percent responding are Reserve component members who answered the question, who indicated they experienced a sex-based MEO violation (Q6-Q50), and who either discussed this situation with a work supervisor/anyone up their chain of command or officially reported this situation as possible harassment to any person tasked with enforcing sexual harassment or Equal Opportunity regulations (Q63c/Q63d).

NA: Not applicable

64m. Continued	Percent Responding		Percentages			Max ME	Percentage Reporting Yes
			1	2	3		
National Guard	10	±1	29	64	7	±4	
ARNG	10	±1	29	64	7	±5	
Enlisted	10	±2	29	64	7	±6	
Officers	11	±2	28	64	8	±6	
ANG	7	±1	27	65	8	±5	
Enlisted	7	±1	28	65	8	±5	
Officers	8	±2	24	70	6	±8	
Reserve	8	±1	34	59	6	±4	
USAR	10	±2	35	59	6	±6	
Enlisted	10	±2	36	57	7	±7	
Officers	9	±2	29	68	3	±7	
USNR	7	±1	36	59	4	±8	
Enlisted	7	±2	35	61	5	±9	
Officers	6	±2	46	52	3	±13	
USMCR	8	±6	NR	NR	NR		
USAFR	5	±1	31	59	9	±6	
Enlisted	6	±1	31	60	9	±7	
Officers	5	±1	32	58	10	±10	
MALES	2	±1	31	61	8	±6	
Enlisted	2	±1	31	61	8	±7	
E1-E4	1	±1	31	60	8	±13	
E5-E9	2	±1	31	62	7	±7	
Officers	1	±1	31	60	10	±9	
O1-O3	2	±1	32	57	11	±13	
O4-O6	1	±1	33	60	7	±13	
Reserve Unit	1	±1	31	62	7	±7	
AGR/FTS/AR	2	±1	32	55	14	±11	
IMA	1	±1	NR	NR	NR		
Non-Hispanic White	2	±1	28	66	6	±7	
Total Minority	1	±1	38	50	11	±10	
Experienced SH	31	±4	34	60	7	±7	
Experienced GD	45	±6	40	51	9	±8	
Not Experienced SH/GD	NA		NA	NA	NA		
Experienced SA	28	±10	NR	NR	1	±6	
Not Experienced SA	1	±1	28	64	7	±6	
National Guard	2	±1	34	59	7	±8	
ARNG	2	±1	36	57	7	±10	
Enlisted	2	±1	35	59	6	±11	
Officers	1	±1	42	44	13	±15	
ANG	1	±1	22	72	6	±9	
Enlisted	1	±1	23	70	7	±10	
Officers	1	±1	19	79	2	±17	
Reserve	2	±1	27	63	9	±8	
USAR	2	±1	27	64	10	±11	
Enlisted	2	±1	27	63	10	±12	
Officers	2	±1	23	66	11	±15	
USNR	1	±1	25	66	9	±15	
Enlisted	2	±1	25	65	10	±18	
Officers	1	±1	NR	NR	NR		
USMCR	1	±1	NR	NR	NR		
Enlisted	1	±1	NR	NR	NR		
Officers	1	±1	NR	NR	NR		
USAFR	1	±1	35	55	NR	±16	
Enlisted	1	±1	NR	NR	NR		
Officers	1	±1	NR	NR	NR		

NR: Not reportable

NA: Not applicable

64. What actions were taken in response to your discussing/reporting the situation?

n. Your supervisor punished you for bringing it up. For example, loss of privileges, denied promotion/training, transferred to less favorable job.

1. Yes

2. No















































3. Do not know

	Percent Responding		Percentages			Max ME	Percentage Reporting Yes
			1	2	3		
TOTAL DOD	3	±1	22	70	8	±3	
National Guard	3	±1	22	69	9	±5	
ARNG	3	±1	23	67	10	±5	
ANG	2	±1	19	74	8	±4	
Reserve	3	±1	22	72	6	±4	
USAR	4	±1	22	72	6	±5	
USNR	3	±1	29	67	4	±8	
USMCR	1	±1	15	82	3	±17	
USAFR	2	±1	21	73	6	±6	
Enlisted	3	±1	22	71	8	±4	
E1-E4	3	±1	20	71	8	±7	
E1-E3	2	±1	13	79	8	±12	
E4	3	±1	24	68	8	±8	
E5-E9	3	±1	23	70	7	±3	
Officers	3	±1	25	67	8	±4	
O1-O3	3	±1	23	67	10	±6	
O4-O6	2	±1	30	65	5	±6	
W1-W5	2	±1	16	73	11	±13	
Reserve Unit	3	±1	22	71	8	±4	
AGR/FTS/AR	4	±1	24	68	8	±5	
IMA	2	±1	NR	NR	10	±11	
Non-Hispanic White	3	±1	21	72	7	±4	
Total Minority	3	±1	25	67	8	±5	
FEMALES	9	±1	20	74	7	±3	
Enlisted	9	±1	19	74	7	±3	
E1-E4	8	±1	16	76	8	±6	
E5-E9	10	±1	21	73	6	±3	
Officers	8	±1	22	70	7	±4	
O1-O3	9	±2	21	73	7	±6	
O4-O6	8	±1	25	67	8	±5	
Reserve Unit	9	±1	19	74	7	±3	
AGR/FTS/AR	12	±1	23	71	5	±3	
IMA	4	±2	11	73	16	±15	
Non-Hispanic White	10	±1	17	76	7	±4	
Total Minority	8	±1	23	70	7	±5	
Experienced SH	43	±3	19	74	6	±3	
Experienced GD	53	±3	27	64	9	±4	
Not Experienced SH/GD	NA		NA	NA	NA		
Experienced SA	32	±6	29	66	5	±10	
Not Experienced SA	8	±1	18	74	7	±3	

Note. Percent responding are Reserve component members who answered the question, who indicated they experienced a sex-based MEO violation (Q6-Q50), and who either discussed this situation with a work supervisor/anyone up their chain of command or officially reported this situation as possible harassment to any person tasked with enforcing sexual harassment or Equal Opportunity regulations (Q63c/Q63d).

NR: Not reportable

NA: Not applicable

64n. Continued	Percent Responding		Percentages			Max ME	Percentage Reporting Yes
			1	2	3		
National Guard	10	±1	18	75	8	±4	
ARNG	10	±1	18	74	8	±5	
Enlisted	10	±2	18	74	8	±6	
Officers	11	±2	19	74	7	±6	
ANG	7	±1	17	77	7	±4	
Enlisted	7	±1	15	78	7	±4	
Officers	9	±2	24	70	6	±8	
Reserve	8	±1	22	72	6	±4	
USAR	10	±2	21	73	6	±5	
Enlisted	10	±2	21	73	6	±6	
Officers	9	±2	23	72	5	±7	
USNR	7	±1	32	65	3	±8	
Enlisted	7	±2	30	67	3	±9	
Officers	6	±2	40	54	6	±13	
USMCR	8	±6	NR	NR	NR		
USAFR	6	±1	17	75	8	±6	
Enlisted	6	±1	17	77	6	±6	
Officers	5	±1	17	66	16	±10	
MALES	2	±1	26	65	9	±6	
Enlisted	2	±1	25	66	9	±7	
E1-E4	1	±1	25	66	9	±13	
E5-E9	2	±1	25	66	8	±6	
Officers	1	±1	29	62	9	±9	
O1-O3	2	±1	27	59	14	±13	
O4-O6	1	±1	36	62	3	±12	
Reserve Unit	1	±1	26	66	8	±7	
AGR/FTS/AR	2	±1	26	63	11	±10	
IMA	1	±1	NR	NR	NR		
Non-Hispanic White	2	±1	25	67	8	±7	
Total Minority	1	±1	28	61	11	±9	
Experienced SH	31	±4	25	66	9	±7	
Experienced GD	45	±6	39	49	12	±8	
Not Experienced SH/GD	NA		NA	NA	NA		
Experienced SA	28	±10	NR	NR	NR		
Not Experienced SA	1	±1	24	67	9	±6	
National Guard	2	±1	28	61	11	±8	
ARNG	2	±1	29	60	11	±10	
Enlisted	2	±1	28	61	11	±11	
Officers	1	±1	34	50	15	±15	
ANG	1	±1	22	69	9	±10	
Enlisted	1	±1	20	69	11	±11	
Officers	1	±1	29	71	NR	±17	
Reserve	2	±1	23	71	6	±7	
USAR	2	±1	22	71	7	±10	
Enlisted	2	±1	22	72	6	±11	
Officers	2	±1	22	69	9	±14	
USNR	1	±1	25	70	5	±15	
Enlisted	2	±1	23	71	6	±18	
Officers	1	±1	NR	NR	NR		
USMCR	1	±1	NR	NR	NR		
Enlisted	1	±1	NR	NR	NR		
Officers	1	±1	NR	NR	NR		
USAFR	1	±1	30	69	2	±16	
Enlisted	1	±1	28	70	2	±18	
Officers	1	±1	NR	NR	NR		

NR: Not reportable

NA: Not applicable







































65. How satisfied were/are you with the following aspects of how the discussion or report was handled?

a. Availability of information about how to file a complaint

1. Very dissatisfied
4. Satisfied

2. Dissatisfied
5. Very satisfied

3. Neither satisfied nor dissatisfied













































	Percent Responding		Percentages					Max ME	Percentage Reporting Satisfied		
			1	2	3	4	5				
TOTAL DOD	3	±1	10	13	31	24	22	±3	46.0	±3.0	
National Guard	3	±1	10	13	29	24	24	±5	48.0	±5.0	
ARNG	3	±1	11	12	28	23	25	±6	49.0	±5.0	
ANG	2	±1	8	14	35	27	16	±5	43.0	±5.0	
Reserve	3	±1	9	13	33	24	20	±4	44.0	±4.0	
USAR	4	±1	10	12	34	21	22	±6	43.0	±6.0	
USNR	3	±1	5	14	31	33	18	±9	50.0	±8.0	
USMCR	1	±1	NR	8	30	NR	19	±18	NR		
USAFR	2	±1	9	17	35	24	14	±7	38.0	±7.0	
Enlisted	3	±1	10	12	31	24	23	±4	46.0	±4.0	
E1-E4	3	±1	10	12	28	22	29	±7	51.0	±7.0	
E1-E3	2	±1	9	14	16	24	38	±14	61.0	±13.0	
E4	3	±1	10	11	33	21	24	±7	46.0	±8.0	
E5-E9	3	±1	10	13	34	25	18	±3	43.0	±4.0	
Officers	3	±1	9	15	31	26	20	±4	45.0	±5.0	
O1-O3	3	±1	9	16	28	27	21	±6	48.0	±7.0	
O4-O6	2	±1	10	15	36	24	16	±6	40.0	±6.0	
W1-W5	2	±1	5	16	21	26	32	±15	57.0	±14.0	
Reserve Unit	3	±1	10	13	31	23	23	±4	46.0	±4.0	
AGR/FTS/AR	4	±1	8	13	32	28	19	±5	47.0	±5.0	
IMA	2	±1	11	20	NR	15	15	±16	30.0	±14.0	
Non-Hispanic White	3	±1	8	13	31	25	22	±4	48.0	±4.0	
Total Minority	3	±1	12	13	31	22	22	±5	44.0	±5.0	
FEMALES	9	±1	9	14	30	26	20	±3	47.0	±3.0	
Enlisted	9	±1	9	15	30	26	20	±3	46.0	±4.0	
E1-E4	8	±1	8	14	27	27	24	±6	51.0	±7.0	
E5-E9	10	±1	10	15	32	26	17	±3	43.0	±3.0	
Officers	8	±1	8	12	33	28	19	±4	47.0	±5.0	
O1-O3	9	±2	8	12	30	28	21	±7	50.0	±7.0	
O4-O6	8	±1	8	13	37	26	16	±5	41.0	±5.0	
Reserve Unit	9	±1	9	14	30	26	20	±3	46.0	±4.0	
AGR/FTS/AR	12	±1	10	13	29	28	20	±3	48.0	±4.0	
IMA	4	±2	11	16	35	20	18	±15	38.0	±14.0	
Non-Hispanic White	10	±1	8	15	29	28	20	±4	48.0	±4.0	
Total Minority	8	±1	11	14	31	24	21	±5	45.0	±5.0	
Experienced SH	43	±3	9	14	28	26	23	±4	49.0	±4.0	
Experienced GD	53	±3	12	17	31	26	14	±4	40.0	±4.0	
Not Experienced SH/GD	NA		NA	NA	NA	NA	NA		NA		
Experienced SA	32	±6	11	16	22	24	27	±11	51.0	±10.0	
Not Experienced SA	8	±1	9	14	31	27	19	±3	46.0	±3.0	

Note. Percent responding are Reserve component members who answered the question, who indicated they experienced a sex-based MEO violation (Q6-Q50), and who either discussed this situation with a work supervisor/anyone up their chain of command or officially reported this situation as possible harassment to any person tasked with enforcing sexual harassment or Equal Opportunity regulations (Q63c/Q63d). *Percentage Reporting Satisfied* includes those members who indicated they were "Satisfied" or "Very satisfied."

NR: Not reportable

NA: Not applicable

2015 Workplace and Gender Relations Survey of Reserve Component Members

65a. Continued	Percent Responding		Percentages					Max ME	Percentage Reporting Satisfied		
			1	2	3	4	5				
National Guard	10	±1	8	15	29	27	22	±4	49.0	±4.0	
ARNG	10	±1	7	15	28	27	23	±5	50.0	±5.0	
Enlisted	10	±2	8	15	28	26	24	±6	50.0	±6.0	
Officers	11	±2	6	11	30	32	21	±6	53.0	±6.0	
ANG	7	±1	8	15	33	25	18	±5	43.0	±5.0	
Enlisted	7	±1	8	15	33	26	17	±6	43.0	±6.0	
Officers	9	±2	8	13	35	22	22	±8	44.0	±8.0	
Reserve	8	±1	11	14	31	26	18	±4	44.0	±4.0	
USAR	10	±1	12	12	31	27	18	±5	45.0	±6.0	
Enlisted	10	±2	13	12	30	26	18	±6	44.0	±7.0	
Officers	9	±2	9	13	32	28	18	±10	46.0	±9.0	
USNR	7	±1	5	18	33	25	18	±8	44.0	±8.0	
Enlisted	7	±2	4	20	30	27	19	±9	46.0	±9.0	
Officers	6	±2	12	8	47	17	16	±14	33.0	±14.0	
USMCR	8	±6	NR	NR	NR	NR	5	±8	NR		
USAFR	5	±1	10	19	32	20	18	±6	39.0	±6.0	
Enlisted	6	±1	10	21	33	18	18	±7	36.0	±7.0	
Officers	5	±1	6	14	29	33	18	±10	51.0	±10.0	
MALES	2	±1	11	11	32	21	25	±6	46.0	±6.0	
Enlisted	2	±1	11	9	33	20	26	±7	46.0	±7.0	
E1-E4	2	±1	12	8	29	16	35	±13	51.0	±12.0	
E5-E9	2	±1	11	11	36	24	19	±6	43.0	±7.0	
Officers	1	±1	10	19	28	22	20	±8	42.0	±9.0	
O1-O3	2	±1	10	21	25	24	20	±13	44.0	±13.0	
O4-O6	1	±1	11	17	33	22	17	±14	39.0	±12.0	
Reserve Unit	2	±1	12	10	31	20	26	±7	46.0	±7.0	
AGR/FTS/AR	2	±1	5	13	37	28	18	±10	45.0	±10.0	
IMA	1	±1	NR	NR	NR	NR	NR		NR		
Non-Hispanic White	2	±1	9	11	33	22	25	±8	47.0	±8.0	
Total Minority	1	±1	14	11	31	19	25	±10	44.0	±10.0	
Experienced SH	31	±4	11	11	29	21	28	±8	49.0	±7.0	
Experienced GD	46	±6	18	12	37	16	17	±9	33.0	±8.0	
Not Experienced SH/GD	NA		NA	NA	NA	NA	NA		NA		
Experienced SA	29	±10	NR	6	24	20	NR	±18	NR		
Not Experienced SA	1	±1	10	12	32	21	25	±7	46.0	±6.0	
National Guard	2	±1	14	10	29	21	26	±9	47.0	±8.0	
ARNG	2	±1	15	10	28	20	28	±11	48.0	±10.0	
Enlisted	2	±1	15	8	29	19	29	±12	49.0	±11.0	
Officers	1	±1	14	28	20	21	17	±16	38.0	±14.0	
ANG	1	±1	8	12	37	30	14	±9	44.0	±9.0	
Enlisted	1	±1	8	13	39	28	12	±11	40.0	±11.0	
Officers	1	±1	6	NR	27	NR	21	±18	NR		
Reserve	2	±1	7	12	36	20	24	±8	44.0	±8.0	
USAR	2	±1	8	13	38	12	29	±11	42.0	±11.0	
Enlisted	2	±1	7	12	41	10	30	±13	40.0	±13.0	
Officers	2	±1	10	16	26	22	27	±15	49.0	±14.0	
USNR	1	±1	4	8	29	43	16	±16	59.0	±15.0	
Enlisted	2	±1	NR	5	26	NR	NR	±16	65.0	±17.0	
Officers	1	±1	NR	NR	NR	NR	NR		NR		
USMCR	1	±1	NR	NR	NR	NR	NR		NR		
Enlisted	1	±1	NR	NR	NR	NR	NR		NR		
Officers	1	±1	NR	NR	NR	NR	NR		NR		
USAFR	1	±1	8	12	41	32	6	±16	38.0	±16.0	
Enlisted	1	±1	8	13	NR	NR	NR	±14	NR		
Officers	1	±1	NR	NR	NR	NR	NR		NR		

NR: Not reportable

NA: Not applicable







































65. How satisfied were/are you with the following aspects of how the discussion or report was handled?

b. How you were treated by personnel handling your situation

1. Very dissatisfied
4. Satisfied

2. Dissatisfied
5. Very satisfied











































3. Neither satisfied nor dissatisfied

	Percent Responding		Percentages					Max ME	Percentage Reporting Satisfied		
			1	2	3	4	5				
TOTAL DOD	3	±1	16	16	30	20	18	±3	38.0	±3.0	
National Guard	3	±1	16	15	29	22	18	±5	40.0	±5.0	
ARNG	3	±1	17	15	27	22	19	±6	41.0	±6.0	
ANG	2	±1	13	15	36	21	15	±5	36.0	±5.0	
Reserve	3	±1	15	18	31	18	18	±4	36.0	±4.0	
USAR	4	±1	15	17	31	18	19	±5	37.0	±6.0	
USNR	3	±1	12	25	28	21	13	±10	35.0	±9.0	
USMCR	1	±1	NR	16	NR	NR	21	±18	NR		
USAFR	2	±1	18	19	34	16	14	±7	30.0	±7.0	
Enlisted	3	±1	15	16	29	20	19	±4	39.0	±4.0	
E1-E4	3	±1	15	13	25	23	25	±7	48.0	±7.0	
E1-E3	2	±1	13	11	22	16	38	±14	54.0	±13.0	
E4	3	±1	15	14	26	26	19	±7	45.0	±8.0	
E5-E9	3	±1	16	18	33	19	14	±3	32.0	±4.0	
Officers	3	±1	17	19	33	19	13	±4	32.0	±5.0	
O1-O3	3	±1	16	21	31	20	12	±7	33.0	±7.0	
O4-O6	2	±1	18	17	37	17	11	±6	28.0	±5.0	
W1-W5	2	±1	12	15	31	15	27	±17	42.0	±15.0	
Reserve Unit	3	±1	16	16	29	21	19	±4	40.0	±4.0	
AGR/FTS/AR	4	±1	14	20	38	17	12	±5	28.0	±4.0	
IMA	1	±1	26	14	NR	13	13	±17	26.0	±14.0	
Non-Hispanic White	3	±1	15	17	30	21	17	±4	38.0	±4.0	
Total Minority	3	±1	17	16	30	18	20	±5	38.0	±5.0	
FEMALES	9	±1	15	17	29	22	17	±3	39.0	±3.0	
Enlisted	9	±1	15	16	29	22	18	±3	40.0	±4.0	
E1-E4	8	±1	14	14	23	27	22	±6	49.0	±7.0	
E5-E9	10	±1	16	18	33	17	15	±3	33.0	±3.0	
Officers	8	±1	13	19	31	24	12	±5	37.0	±5.0	
O1-O3	8	±2	13	21	28	25	13	±9	38.0	±8.0	
O4-O6	7	±1	14	15	35	25	10	±5	36.0	±5.0	
Reserve Unit	9	±1	15	17	28	23	18	±3	41.0	±4.0	
AGR/FTS/AR	12	±1	14	18	36	18	13	±4	32.0	±3.0	
IMA	4	±1	23	12	31	20	14	±15	35.0	±15.0	
Non-Hispanic White	10	±1	14	17	29	25	15	±4	40.0	±4.0	
Total Minority	8	±1	15	16	29	18	21	±5	39.0	±5.0	
Experienced SH	42	±3	14	16	27	22	19	±4	42.0	±4.0	
Experienced GD	53	±3	20	20	32	18	10	±4	28.0	±4.0	
Not Experienced SH/GD	NA		NA	NA	NA	NA	NA		NA		
Experienced SA	32	±6	19	25	23	22	11	±11	32.0	±10.0	
Not Experienced SA	8	±1	14	16	29	22	18	±3	40.0	±4.0	

Note. Percent responding are Reserve component members who answered the question, who indicated they experienced a sex-based MEO violation (Q6-Q50), and who either discussed this situation with a work supervisor/anyone up their chain of command or officially reported this situation as possible harassment to any person tasked with enforcing sexual harassment or Equal Opportunity regulations (Q63c/Q63d). *Percentage Reporting Satisfied* includes those members who indicated they were "Satisfied" or "Very satisfied."

NR: Not reportable

NA: Not applicable

65b. Continued	Percent Responding		Percentages					Max ME	Percentage Reporting Satisfied		
			1	2	3	4	5				
National Guard	9	±1	14	15	30	24	17	±4	41.0	±5.0	
ARNG	10	±1	14	15	29	25	17	±5	42.0	±5.0	
Enlisted	10	±2	14	15	28	25	17	±6	43.0	±6.0	
Officers	11	±2	10	19	36	22	14	±6	35.0	±6.0	
ANG	7	±1	12	15	35	21	17	±5	38.0	±5.0	
Enlisted	7	±1	12	15	35	21	18	±6	38.0	±6.0	
Officers	8	±2	14	13	37	24	11	±8	36.0	±8.0	
Reserve	8	±1	16	18	28	20	18	±4	38.0	±5.0	
USAR	10	±1	17	17	25	22	19	±6	41.0	±6.0	
Enlisted	10	±2	18	16	25	21	21	±6	42.0	±7.0	
Officers	8	±2	12	23	26	29	11	±11	39.0	±10.0	
USNR	7	±1	14	29	30	11	16	±8	27.0	±8.0	
Enlisted	7	±2	12	29	30	12	16	±9	28.0	±9.0	
Officers	6	±2	25	26	27	8	14	±13	22.0	±12.0	
USMCR	8	±6	NR	NR	NR	NR	NR		NR		
USAFR	5	±1	18	18	32	16	16	±6	32.0	±6.0	
Enlisted	6	±1	18	20	33	14	16	±7	30.0	±7.0	
Officers	4	±1	19	9	29	29	14	±10	43.0	±11.0	
MALES	2	±1	17	16	31	18	19	±6	36.0	±6.0	
Enlisted	2	±1	16	15	30	19	20	±7	38.0	±7.0	
E1–E4	1	±1	15	12	27	17	29	±14	46.0	±13.0	
E5–E9	2	±1	17	18	33	20	12	±6	32.0	±7.0	
Officers	1	±1	21	18	37	11	14	±9	24.0	±8.0	
O1–O3	2	±1	21	19	36	13	11	±14	24.0	±12.0	
O4–O6	1	±1	23	18	39	7	12	±13	19.0	±10.0	
Reserve Unit	1	±1	17	15	30	18	20	±7	39.0	±7.0	
AGR/FTS/AR	2	±1	14	21	41	15	9	±11	24.0	±9.0	
IMA	1	±1	NR	NR	NR	NR	NR		NR		
Non-Hispanic White	2	±1	16	17	31	17	20	±8	37.0	±8.0	
Total Minority	1	±1	18	14	32	19	17	±10	35.0	±10.0	
Experienced SH	30	±4	16	15	28	20	21	±8	41.0	±7.0	
Experienced GD	44	±6	27	18	37	8	11	±10	19.0	±9.0	
Not Experienced SH/GD	NA		NA	NA	NA	NA	NA		NA		
Experienced SA	28	±10	NR	NR	8	11	NR	±16	NR		
Not Experienced SA	1	±1	15	15	33	19	18	±7	37.0	±7.0	
National Guard	2	±1	19	14	28	19	20	±9	39.0	±9.0	
ARNG	2	±1	20	14	26	18	22	±11	40.0	±10.0	
Enlisted	2	±1	19	14	26	19	23	±12	41.0	±11.0	
Officers	1	±1	29	18	22	15	16	±16	31.0	±14.0	
ANG	1	±1	15	14	39	21	12	±9	32.0	±9.0	
Enlisted	1	±1	15	13	40	22	11	±11	32.0	±10.0	
Officers	1	±1	14	NR	32	NR	NR	±18	NR		
Reserve	1	±1	13	18	36	16	17	±8	33.0	±8.0	
USAR	2	±1	14	17	40	10	19	±11	30.0	±11.0	
Enlisted	2	±1	12	17	39	11	20	±13	32.0	±13.0	
Officers	2	±1	20	15	46	7	13	±15	20.0	±14.0	
USNR	1	±1	9	19	26	NR	NR	±14	NR		
Enlisted	1	±1	8	17	21	NR	NR	±16	NR		
Officers	1	±1	NR	NR	NR	NR	NR		NR		
USMCR	1	±1	NR	NR	NR	NR	NR		NR		
Enlisted	1	±1	NR	NR	NR	NR	NR		NR		
Officers	1	±1	NR	NR	NR	NR	NR		NR		
USAFR	1	±1	17	20	37	16	NR	±16	26.0	±18.0	
Enlisted	1	±1	NR	21	33	NR	NR	±18	NR		
Officers	1	±1	NR	NR	NR	NR	NR		NR		

NR: Not reportable

NA: Not applicable







































65. How satisfied were/are you with the following aspects of how the discussion or report was handled?

c. The action taken by the personnel handling your situation

1. Very dissatisfied
4. Satisfied

2. Dissatisfied
5. Very satisfied

3. Neither satisfied nor dissatisfied

	Percent Responding		Percentages					Max ME	Percentage Reporting Satisfied		
			1	2	3	4	5				
TOTAL DOD	3	±1	19	18	31	18	15	±3	32.0	±3.0	
National Guard	3	±1	20	16	29	19	16	±4	35.0	±5.0	
ARNG	3	±1	21	16	27	19	17	±5	36.0	±6.0	
ANG	2	±1	16	18	35	18	13	±5	31.0	±5.0	
Reserve	3	±1	18	20	33	16	13	±4	29.0	±4.0	
USAR	4	±1	19	19	32	16	14	±5	30.0	±5.0	
USNR	3	±1	12	28	33	13	14	±11	28.0	±10.0	
USMCR	1	±1	12	15	NR	NR	NR	±16	NR		
USAFR	2	±1	18	23	37	14	10	±7	23.0	±7.0	
Enlisted	3	±1	19	18	30	18	15	±3	34.0	±4.0	
E1-E4	3	±1	18	15	25	21	21	±7	43.0	±7.0	
E1-E3	2	±1	17	16	18	22	27	±14	50.0	±13.0	
E4	3	±1	19	14	28	21	19	±7	39.0	±8.0	
E5-E9	3	±1	19	20	34	16	11	±3	27.0	±3.0	
Officers	3	±1	20	21	34	14	12	±4	25.0	±4.0	
O1-O3	3	±1	18	23	33	15	11	±7	26.0	±7.0	
O4-O6	2	±1	25	19	35	11	10	±7	22.0	±5.0	
W1-W5	2	±1	14	15	34	15	23	±17	37.0	±15.0	
Reserve Unit	3	±1	19	18	30	18	16	±3	34.0	±4.0	
AGR/FTS/AR	4	±1	20	21	37	13	9	±5	22.0	±4.0	
IMA	1	±1	30	15	NR	7	10	±17	17.0	±13.0	
Non-Hispanic White	3	±1	18	18	30	19	14	±4	33.0	±4.0	
Total Minority	3	±1	20	18	31	15	16	±5	31.0	±5.0	
FEMALES	9	±1	17	21	29	19	14	±3	33.0	±3.0	
Enlisted	9	±1	18	20	28	20	14	±3	34.0	±4.0	
E1-E4	8	±1	17	18	23	24	18	±6	42.0	±7.0	
E5-E9	10	±1	18	22	33	16	12	±3	28.0	±3.0	
Officers	8	±1	17	23	32	17	11	±5	28.0	±5.0	
O1-O3	9	±2	16	25	30	17	13	±8	30.0	±8.0	
O4-O6	7	±1	20	21	33	18	8	±5	26.0	±5.0	
Reserve Unit	9	±1	17	21	28	20	14	±3	35.0	±4.0	
AGR/FTS/AR	12	±1	18	21	36	14	11	±3	25.0	±3.0	
IMA	4	±2	28	16	35	10	10	±15	21.0	±14.0	
Non-Hispanic White	10	±1	16	21	29	21	13	±4	34.0	±4.0	
Total Minority	8	±1	19	20	28	17	15	±4	33.0	±5.0	
Experienced SH	42	±3	16	20	28	20	16	±4	36.0	±4.0	
Experienced GD	53	±3	23	25	29	16	8	±3	23.0	±4.0	
Not Experienced SH/GD	NA		NA	NA	NA	NA	NA		NA		
Experienced SA	32	±6	21	28	25	18	8	±11	25.0	±9.0	
Not Experienced SA	8	±1	17	20	29	19	15	±3	34.0	±4.0	

Note. Percent responding are Reserve component members who answered the question, who indicated they experienced a sex-based MEO violation (Q6-Q50), and who either discussed this situation with a work supervisor/anyone up their chain of command or officially reported this situation as possible harassment to any person tasked with enforcing sexual harassment or Equal Opportunity regulations (Q63c/Q63d). *Percentage Reporting Satisfied* includes those members who indicated they were "Satisfied" or "Very satisfied."

NR: Not reportable

NA: Not applicable

2015 Workplace and Gender Relations Survey of Reserve Component Members

65c. Continued	Percent Responding		Percentages					Max ME	Percentage Reporting Satisfied		
			1	2	3	4	5				
National Guard	9	±1	15	20	29	21	15	±4	36.0	±5.0	<div></div>
ARNG	10	±1	16	20	28	21	15	±5	36.0	±6.0	<div></div>
Enlisted	10	±2	16	19	27	22	16	±6	38.0	±6.0	<div></div>
Officers	11	±2	13	25	35	17	10	±6	26.0	±6.0	<div></div>
ANG	7	±1	15	18	33	18	15	±5	33.0	±5.0	<div></div>
Enlisted	7	±1	14	19	33	18	16	±6	34.0	±6.0	<div></div>
Officers	8	±2	21	18	32	19	9	±8	28.0	±8.0	<div></div>
Reserve	8	±1	20	22	29	18	13	±4	30.0	±5.0	<div></div>
USAR	10	±1	21	20	25	21	13	±5	34.0	±6.0	<div></div>
Enlisted	10	±2	22	19	25	21	13	±6	34.0	±7.0	<div></div>
Officers	9	±2	16	24	28	18	14	±11	31.0	±10.0	<div></div>
USNR	7	±1	13	33	33	8	12	±8	21.0	±8.0	<div></div>
Enlisted	7	±2	11	34	34	8	13	±9	21.0	±9.0	<div></div>
Officers	6	±2	24	27	31	8	10	±13	18.0	±12.0	<div></div>
USMCR	8	±6	NR	7	NR	NR	NR	±13	NR		
USAFR	5	±1	20	22	34	14	10	±6	24.0	±6.0	<div></div>
Enlisted	6	±1	20	23	34	13	9	±7	23.0	±6.0	<div></div>
Officers	5	±1	22	17	33	16	13	±10	29.0	±10.0	<div></div>
MALES	2	±1	21	15	33	15	16	±6	31.0	±6.0	<div></div>
Enlisted	2	±1	20	15	32	16	17	±7	33.0	±7.0	<div></div>
E1–E4	1	±1	19	10	28	17	27	±13	44.0	±13.0	<div></div>
E5–E9	2	±1	21	18	36	16	10	±6	25.0	±7.0	<div></div>
Officers	1	±1	25	17	37	9	12	±9	21.0	±7.0	<div></div>
O1–O3	1	±1	22	21	39	12	7	±13	19.0	±12.0	<div></div>
O4–O6	1	±1	31	16	37	4	12	±13	16.0	±10.0	<div></div>
Reserve Unit	1	±1	20	14	32	16	18	±7	34.0	±7.0	<div></div>
AGR/FTS/AR	2	±1	23	21	38	12	6	±11	18.0	±9.0	<div></div>
IMA	1	±1	NR	NR	NR	NR	NR		NR		
Non-Hispanic White	2	±1	20	15	31	18	16	±8	33.0	±8.0	<div></div>
Total Minority	1	±1	21	14	36	10	18	±10	28.0	±10.0	<div></div>
Experienced SH	30	±4	20	14	30	17	19	±7	36.0	±8.0	<div></div>
Experienced GD	45	±6	32	16	34	12	6	±9	18.0	±9.0	<div></div>
Not Experienced SH/GD	NA		NA	NA	NA	NA	NA		NA		
Experienced SA	28	±10	NR	NR	6	12	NR	±12	NR		
Not Experienced SA	1	±1	18	14	36	16	16	±6	32.0	±7.0	<div></div>
National Guard	2	±1	25	12	28	17	18	±9	35.0	±9.0	<div></div>
ARNG	2	±1	27	11	26	17	19	±10	36.0	±11.0	<div></div>
Enlisted	2	±1	26	12	25	18	20	±11	37.0	±12.0	<div></div>
Officers	1	±1	34	9	33	10	14	±16	25.0	±14.0	<div></div>
ANG	1	±1	17	16	39	17	11	±10	28.0	±9.0	<div></div>
Enlisted	1	±1	16	17	40	18	10	±11	28.0	±10.0	<div></div>
Officers	1	±1	24	NR	NR	NR	18	±18	NR		
Reserve	1	±1	15	19	40	13	14	±8	27.0	±8.0	<div></div>
USAR	2	±1	16	17	42	9	16	±11	25.0	±11.0	<div></div>
Enlisted	2	±1	14	16	43	10	17	±13	27.0	±12.0	<div></div>
Officers	2	±1	21	25	36	8	10	±15	17.0	±13.0	<div></div>
USNR	1	±1	11	20	31	20	NR	±15	NR		
Enlisted	2	±1	10	17	29	24	NR	±17	NR		
Officers	1	±1	NR	NR	NR	NR	NR		NR		
USMCR	1	±1	NR	NR	NR	NR	NR		NR		
Enlisted	1	±1	NR	NR	NR	NR	NR		NR		
Officers	1	±1	NR	NR	NR	NR	NR		NR		
USAFR	1	±1	12	23	42	14	NR	±16	23.0	±18.0	<div></div>
Enlisted	1	±1	13	24	NR	NR	NR	±18	NR		
Officers	1	±1	NR	NR	NR	NR	NR		NR		

NR: Not reportable

NA: Not applicable







































65. How satisfied were/are you with the following aspects of how the discussion or report was handled?

d. The current status of the situation

1. Very dissatisfied
4. Satisfied

2. Dissatisfied
5. Very satisfied

3. Neither satisfied nor dissatisfied

	Percent Responding		Percentages					Max ME	Percentage Reporting Satisfied		
			1	2	3	4	5				
TOTAL DOD	3	±1	23	18	33	15	11	±3	26.0	±3.0	
National Guard	3	±1	24	17	30	18	11	±4	29.0	±5.0	
ARNG	3	±1	24	16	30	18	12	±5	30.0	±6.0	
ANG	2	±1	21	22	32	16	9	±5	25.0	±4.0	
Reserve	3	±1	23	18	36	12	11	±4	23.0	±4.0	
USAR	4	±1	23	17	39	11	12	±6	22.0	±5.0	
USNR	3	±1	19	19	33	19	9	±10	28.0	±10.0	
USMCR	1	±1	21	NR	28	NR	NR	±18	NR		
USAFR	2	±1	26	22	32	10	10	±7	20.0	±6.0	
Enlisted	3	±1	23	17	33	15	11	±4	27.0	±4.0	
E1-E4	3	±1	24	13	32	15	15	±6	30.0	±7.0	
E1-E3	2	±1	24	12	28	17	20	±14	36.0	±14.0	
E4	3	±1	25	14	34	15	13	±7	28.0	±8.0	
E5-E9	3	±1	22	20	34	15	8	±3	24.0	±3.0	
Officers	3	±1	23	21	32	13	10	±4	23.0	±5.0	
O1-O3	3	±1	22	21	32	14	12	±6	25.0	±7.0	
O4-O6	2	±1	25	22	34	12	7	±6	19.0	±6.0	
W1-W5	2	±1	26	21	22	17	NR	±14	30.0	±16.0	
Reserve Unit	3	±1	24	17	33	15	12	±4	27.0	±4.0	
AGR/FTS/AR	4	±1	20	25	33	14	7	±5	22.0	±4.0	
IMA	2	±1	27	21	41	6	4	±17	11.0	±9.0	
Non-Hispanic White	3	±1	23	19	32	16	10	±4	27.0	±4.0	
Total Minority	3	±1	23	17	35	13	12	±5	26.0	±5.0	
FEMALES	9	±1	20	20	35	14	10	±3	25.0	±3.0	
Enlisted	9	±1	20	20	35	15	11	±4	25.0	±3.0	
E1-E4	8	±1	21	18	34	14	13	±7	27.0	±7.0	
E5-E9	10	±1	19	21	36	15	9	±3	24.0	±3.0	
Officers	8	±1	20	23	35	14	8	±5	22.0	±5.0	
O1-O3	9	±2	18	22	34	14	11	±8	25.0	±8.0	
O4-O6	8	±1	23	24	35	13	4	±5	18.0	±4.0	
Reserve Unit	9	±1	20	20	35	14	10	±4	25.0	±4.0	
AGR/FTS/AR	12	±1	21	22	33	15	9	±3	24.0	±3.0	
IMA	4	±2	21	24	38	9	7	±15	16.0	±12.0	
Non-Hispanic White	10	±1	19	20	36	16	8	±4	25.0	±4.0	
Total Minority	8	±1	22	20	33	12	13	±5	25.0	±5.0	
Experienced SH	42	±3	19	20	34	15	12	±4	27.0	±4.0	
Experienced GD	53	±3	26	24	34	11	5	±4	16.0	±3.0	
Not Experienced SH/GD	NA		NA	NA	NA	NA	NA		NA		
Experienced SA	32	±6	28	22	30	16	3	±10	19.0	±9.0	
Not Experienced SA	8	±1	19	20	35	14	11	±3	25.0	±3.0	

Note. Percent responding are Reserve component members who answered the question, who indicated they experienced a sex-based MEO violation (Q6-Q50), and who either discussed this situation with a work supervisor/anyone up their chain of command or officially reported this situation as possible harassment to any person tasked with enforcing sexual harassment or Equal Opportunity regulations (Q63c/Q63d). *Percentage Reporting Satisfied* includes those members who indicated they were "Satisfied" or "Very satisfied."

NR: Not reportable

NA: Not applicable

65d. Continued	Percent Responding		Percentages					Max ME	Percentage Reporting Satisfied		
			1	2	3	4	5				
National Guard	9	±1	18	20	34	16	11	±4	27.0	±4.0	
ARNG	10	±1	18	21	34	17	11	±5	28.0	±5.0	
Enlisted	10	±2	18	20	33	17	12	±6	29.0	±6.0	
Officers	11	±2	19	22	38	14	8	±6	22.0	±6.0	
ANG	7	±1	19	20	37	15	8	±5	24.0	±5.0	
Enlisted	7	±1	18	18	39	16	9	±5	25.0	±5.0	
Officers	9	±2	25	27	31	14	3	±8	16.0	±7.0	
Reserve	8	±1	23	20	36	12	10	±4	22.0	±4.0	
USAR	10	±1	23	18	37	13	9	±6	22.0	±5.0	
Enlisted	10	±2	25	17	38	12	9	±7	21.0	±6.0	
Officers	9	±2	17	23	33	15	11	±12	27.0	±10.0	
USNR	7	±1	21	22	33	12	11	±8	24.0	±8.0	
Enlisted	7	±2	19	22	33	13	13	±9	26.0	±9.0	
Officers	5	±2	31	24	35	8	2	±13	10.0	±12.0	
USMCR	8	±6	NR	NR	NR	2	NR	±6	NR		
USAFR	5	±1	22	25	32	12	9	±6	21.0	±5.0	
Enlisted	6	±1	21	26	32	13	9	±7	21.0	±6.0	
Officers	5	±1	26	19	34	11	10	±10	22.0	±10.0	
MALES	2	±1	27	14	30	16	12	±6	28.0	±6.0	
Enlisted	2	±1	27	14	31	17	12	±7	29.0	±7.0	
E1-E4	1	±1	29	7	29	17	18	±13	35.0	±13.0	
E5-E9	2	±1	26	19	31	17	7	±6	24.0	±6.0	
Officers	1	±1	28	20	28	12	13	±9	24.0	±9.0	
O1-O3	1	±1	28	19	27	13	12	±14	25.0	±13.0	
O4-O6	1	±1	27	19	33	9	11	±14	21.0	±13.0	
Reserve Unit	1	±1	28	12	29	17	13	±6	30.0	±7.0	
AGR/FTS/AR	2	±1	18	29	34	14	5	±11	19.0	±9.0	
IMA	1	±1	NR	NR	NR	NR	NR		NR		
Non-Hispanic White	2	±1	28	17	26	16	13	±7	29.0	±8.0	
Total Minority	1	±1	25	11	37	16	11	±10	27.0	±9.0	
Experienced SH	31	±4	27	13	28	19	14	±7	33.0	±7.0	
Experienced GD	45	±6	39	17	29	9	5	±9	14.0	±9.0	
Not Experienced SH/GD	NA		NA	NA	NA	NA	NA		NA		
Experienced SA	29	±10	NR	7	NR	12	NR	±15	NR		
Not Experienced SA	1	±1	23	16	32	16	12	±6	29.0	±7.0	
National Guard	2	±1	30	13	25	20	12	±8	32.0	±9.0	
ARNG	2	±1	31	11	25	21	12	±10	33.0	±10.0	
Enlisted	2	±1	31	10	26	21	12	±11	33.0	±11.0	
Officers	1	±1	33	18	15	18	15	±16	33.0	±15.0	
ANG	1	±1	25	26	23	17	9	±10	27.0	±9.0	
Enlisted	1	±1	26	24	24	18	8	±11	25.0	±10.0	
Officers	1	±1	19	NR	16	NR	NR	±17	NR		
Reserve	2	±1	23	16	38	11	13	±8	23.0	±8.0	
USAR	2	±1	22	15	41	7	15	±11	22.0	±11.0	
Enlisted	2	±1	20	15	42	7	16	±14	23.0	±13.0	
Officers	2	±1	29	15	39	7	11	±15	18.0	±15.0	
USNR	1	±1	17	16	32	NR	NR	±14	NR		
Enlisted	2	±1	16	12	31	NR	NR	±16	NR		
Officers	1	±1	NR	NR	NR	NR	NR		NR		
USMCR	1	±1	NR	NR	NR	NR	NR		NR		
Enlisted	1	±1	NR	NR	NR	NR	NR		NR		
Officers	1	±1	NR	NR	NR	NR	NR		NR		
USAFR	1	±1	34	18	30	5	NR	±16	17.0	±16.0	
Enlisted	1	±1	NR	19	24	7	NR	±18	NR		
Officers	1	±1	NR	NR	NR	NR	NR		NR		

NR: Not reportable

NA: Not applicable








































65. How satisfied were/are you with the following aspects of how the discussion or report was handled?

e. Amount of time it took to address your situation

1. Very dissatisfied
4. Satisfied

2. Dissatisfied
5. Very satisfied

3. Neither satisfied nor dissatisfied

	Percent Responding		Percentages					Max ME	Percentage Reporting Satisfied		
			1	2	3	4	5				
TOTAL DOD	3	±1	21	17	33	17	12	±3	29.0	±3.0	
National Guard	3	±1	21	15	32	18	13	±4	31.0	±5.0	
ARNG	3	±1	22	15	31	18	13	±5	32.0	±6.0	
ANG	2	±1	18	17	37	18	10	±5	28.0	±5.0	
Reserve	3	±1	21	18	34	16	11	±4	27.0	±4.0	
USAR	4	±1	22	18	33	15	12	±5	28.0	±5.0	
USNR	3	±1	17	19	35	18	10	±10	29.0	±10.0	
USMCR	1	±1	13	NR	NR	NR	10	±15	18.0	±17.0	
USAFR	2	±1	24	19	32	16	10	±6	25.0	±7.0	
Enlisted	3	±1	21	16	32	17	13	±3	30.0	±4.0	
E1-E4	3	±1	19	15	29	21	17	±7	38.0	±7.0	
E1-E3	2	±1	22	9	25	16	28	±14	44.0	±13.0	
E4	3	±1	17	18	30	23	12	±7	34.0	±8.0	
E5-E9	3	±1	23	18	35	15	10	±3	24.0	±3.0	
Officers	3	±1	23	17	36	15	9	±5	23.0	±4.0	
O1-O3	3	±1	24	17	34	16	9	±7	25.0	±6.0	
O4-O6	2	±1	23	18	40	12	7	±6	19.0	±5.0	
W1-W5	2	±1	17	16	37	14	16	±16	30.0	±15.0	
Reserve Unit	3	±1	21	16	32	18	13	±3	31.0	±4.0	
AGR/FTS/AR	4	±1	23	20	36	13	7	±5	21.0	±4.0	
IMA	2	±1	27	14	NR	10	9	±17	19.0	±12.0	
Non-Hispanic White	3	±1	21	17	33	18	12	±4	30.0	±4.0	
Total Minority	3	±1	22	16	33	15	13	±5	29.0	±5.0	
FEMALES	9	±1	20	17	33	19	12	±3	30.0	±3.0	
Enlisted	9	±1	20	17	32	19	12	±3	31.0	±4.0	
E1-E4	8	±1	19	14	27	24	15	±6	39.0	±7.0	
E5-E9	10	±1	20	19	37	14	10	±3	25.0	±3.0	
Officers	8	±1	19	19	36	19	7	±5	26.0	±4.0	
O1-O3	9	±2	20	18	33	20	9	±7	28.0	±7.0	
O4-O6	8	±1	20	19	39	18	4	±5	21.0	±4.0	
Reserve Unit	9	±1	19	17	32	20	12	±3	32.0	±4.0	
AGR/FTS/AR	12	±1	21	19	39	12	9	±4	21.0	±3.0	
IMA	4	±2	25	12	39	15	9	±15	24.0	±13.0	
Non-Hispanic White	10	±1	19	18	33	20	10	±4	30.0	±4.0	
Total Minority	8	±1	21	16	33	16	14	±5	30.0	±5.0	
Experienced SH	43	±3	19	16	32	20	13	±4	33.0	±4.0	
Experienced GD	53	±3	26	20	32	15	6	±3	21.0	±4.0	
Not Experienced SH/GD	NA		NA	NA	NA	NA	NA		NA		
Experienced SA	32	±6	25	22	27	17	9	±10	26.0	±9.0	
Not Experienced SA	8	±1	19	17	34	19	12	±3	31.0	±3.0	

Note. Percent responding are Reserve component members who answered the question, who indicated they experienced a sex-based MEO violation (Q6-Q50), and who either discussed this situation with a work supervisor/anyone up their chain of command or officially reported this situation as possible harassment to any person tasked with enforcing sexual harassment or Equal Opportunity regulations (Q63c/Q63d). *Percentage Reporting Satisfied* includes those members who indicated they were "Satisfied" or "Very satisfied."

NR: Not reportable

NA: Not applicable

65e. Continued	Percent Responding		Percentages					Max ME	Percentage Reporting Satisfied		
			1	2	3	4	5				
National Guard	10	±1	18	16	34	19	13	±4	32.0	±4.0	<div></div>
ARNG	10	±1	18	16	33	20	13	±5	33.0	±5.0	<div></div>
Enlisted	10	±2	18	15	32	21	14	±6	35.0	±6.0	<div></div>
Officers	11	±2	19	21	37	13	10	±6	24.0	±6.0	<div></div>
ANG	7	±1	19	15	38	17	11	±5	28.0	±5.0	<div></div>
Enlisted	7	±1	18	16	38	16	13	±5	29.0	±6.0	<div></div>
Officers	9	±2	23	13	39	22	3	±8	25.0	±7.0	<div></div>
Reserve	8	±1	22	18	32	18	10	±4	28.0	±4.0	<div></div>
USAR	10	±1	23	18	29	20	10	±5	30.0	±6.0	<div></div>
Enlisted	10	±2	23	18	29	19	11	±6	30.0	±7.0	<div></div>
Officers	9	±2	20	19	32	23	6	±9	29.0	±9.0	<div></div>
USNR	7	±1	18	22	36	10	13	±8	23.0	±8.0	<div></div>
Enlisted	7	±2	19	21	35	10	15	±9	25.0	±9.0	<div></div>
Officers	6	±2	15	26	41	13	4	±13	17.0	±13.0	<div></div>
USMCR	8	±6	NR	NR	NR	1	NR	±5	NR		
USAFR	5	±1	22	17	35	17	9	±6	26.0	±6.0	<div></div>
Enlisted	6	±1	22	18	34	17	9	±7	26.0	±7.0	<div></div>
Officers	5	±1	22	10	41	22	6	±10	28.0	±10.0	<div></div>
MALES	2	±1	24	16	33	15	13	±6	28.0	±6.0	<div></div>
Enlisted	2	±1	23	16	32	16	13	±7	29.0	±7.0	<div></div>
E1-E4	2	±1	18	16	31	16	19	±14	35.0	±13.0	<div></div>
E5-E9	2	±1	26	16	33	15	9	±6	24.0	±6.0	<div></div>
Officers	1	±1	28	15	37	9	11	±8	20.0	±7.0	<div></div>
O1-O3	2	±1	30	15	35	11	9	±13	20.0	±12.0	<div></div>
O4-O6	1	±1	27	16	40	5	11	±12	16.0	±10.0	<div></div>
Reserve Unit	1	±1	23	15	33	15	15	±7	29.0	±7.0	<div></div>
AGR/FTS/AR	2	±1	26	21	33	15	4	±11	19.0	±9.0	<div></div>
IMA	1	±1	NR	NR	NR	NR	NR		NR		
Non-Hispanic White	2	±1	23	15	33	15	13	±8	28.0	±8.0	<div></div>
Total Minority	1	±1	24	17	32	14	13	±10	27.0	±9.0	<div></div>
Experienced SH	31	±4	22	15	32	16	14	±7	31.0	±7.0	<div></div>
Experienced GD	45	±6	38	19	27	6	9	±10	16.0	±9.0	<div></div>
Not Experienced SH/GD	NA		NA	NA	NA	NA	NA		NA		
Experienced SA	29	±10	NR	NR	16	NR	NR	±17	NR		
Not Experienced SA	1	±1	21	16	35	15	13	±6	28.0	±7.0	<div></div>
National Guard	2	±1	26	15	30	16	13	±9	29.0	±9.0	<div></div>
ARNG	2	±1	27	14	29	16	14	±10	30.0	±10.0	<div></div>
Enlisted	2	±1	26	14	30	17	14	±12	31.0	±11.0	<div></div>
Officers	1	±1	36	17	25	10	12	±15	22.0	±13.0	<div></div>
ANG	1	±1	18	19	35	20	8	±9	28.0	±9.0	<div></div>
Enlisted	1	±1	17	19	37	19	7	±11	26.0	±11.0	<div></div>
Officers	1	±1	23	17	NR	NR	NR	±17	NR		
Reserve	2	±1	21	17	37	12	13	±8	26.0	±8.0	<div></div>
USAR	2	±1	21	17	38	8	15	±11	24.0	±11.0	<div></div>
Enlisted	2	±1	20	18	37	9	16	±13	25.0	±13.0	<div></div>
Officers	2	±1	27	14	42	7	10	±15	17.0	±14.0	<div></div>
USNR	1	±1	16	14	34	NR	NR	±14	NR		
Enlisted	2	±1	14	14	28	NR	NR	±16	NR		
Officers	1	±1	NR	NR	NR	NR	NR		NR		
USMCR	1	±1	NR	NR	NR	NR	NR		NR		
Enlisted	1	±1	NR	NR	NR	NR	NR		NR		
Officers	1	±1	NR	NR	NR	NR	NR		NR		
USAFR	1	±1	26	24	26	13	NR	±16	24.0	±18.0	<div></div>
Enlisted	1	±1	30	26	20	NR	NR	±18	NR		
Officers	1	±1	NR	NR	NR	NR	NR		NR		

NR: Not reportable

NA: Not applicable







































65. How satisfied were/are you with the following aspects of how the discussion or report was handled?

f. How well you have been kept informed on the status of your report or complaint

1. Very dissatisfied
4. Satisfied

2. Dissatisfied
5. Very satisfied

3. Neither satisfied nor dissatisfied

	Percent Responding			Percentages					Max ME	Percentage Reporting Satisfied		
				1	2	3	4	5				
TOTAL DOD	3	±1		21	13	45	12	9	±3	22.0	±3.0	
National Guard	3	±1		21	12	45	14	9	±5	23.0	±4.0	
ARNG	3	±1		21	11	44	14	9	±5	23.0	±5.0	
ANG	2	±1		19	14	47	12	8	±5	20.0	±4.0	
Reserve	3	±1		20	15	45	11	9	±4	20.0	±4.0	
USAR	4	±1		21	16	43	10	11	±6	21.0	±5.0	
USNR	3	±1		18	14	45	16	8	±10	24.0	±10.0	
USMCR	1	±1		11	9	NR	NR	3	±16	NR		
USAFR	2	±1		22	14	48	10	6	±7	16.0	±6.0	
Enlisted	3	±1		21	13	44	13	9	±4	22.0	±4.0	
E1-E4	3	±1		20	12	41	14	12	±7	27.0	±7.0	
E1-E3	2	±1		21	12	38	13	16	±14	29.0	±13.0	
E4	3	±1		20	12	43	15	10	±7	25.0	±8.0	
E5-E9	3	±1		21	14	46	12	7	±3	19.0	±3.0	
Officers	3	±1		19	15	48	10	8	±5	18.0	±4.0	
O1-O3	3	±1		20	13	47	11	8	±7	20.0	±6.0	
O4-O6	2	±1		21	16	48	8	6	±6	15.0	±5.0	
W1-W5	2	±1		10	25	47	6	12	±17	18.0	±16.0	
Reserve Unit	3	±1		21	13	44	13	10	±4	23.0	±4.0	
AGR/FTS/AR	4	±1		19	17	49	9	6	±6	15.0	±4.0	
IMA	1	±1		27	14	NR	6	8	±17	13.0	±12.0	
Non-Hispanic White	3	±1		20	14	46	12	8	±4	20.0	±4.0	
Total Minority	3	±1		22	13	42	13	10	±5	23.0	±5.0	
FEMALES	9	±1		19	15	46	13	7	±3	20.0	±3.0	
Enlisted	9	±1		19	14	46	13	8	±4	21.0	±3.0	
E1-E4	8	±1		19	14	42	16	9	±7	25.0	±7.0	
E5-E9	10	±1		19	14	50	11	6	±3	17.0	±3.0	
Officers	8	±1		16	17	49	13	6	±5	19.0	±4.0	
O1-O3	9	±2		15	15	49	14	7	±7	21.0	±6.0	
O4-O6	8	±1		18	18	47	12	4	±5	16.0	±4.0	
Reserve Unit	9	±1		18	15	46	14	7	±4	21.0	±3.0	
AGR/FTS/AR	12	±1		21	12	51	9	7	±4	16.0	±3.0	
IMA	4	±2		25	18	42	8	7	±15	15.0	±12.0	
Non-Hispanic White	10	±1		17	15	49	13	6	±4	19.0	±4.0	
Total Minority	8	±1		21	14	43	14	8	±5	22.0	±5.0	
Experienced SH	43	±3		18	15	45	14	9	±4	22.0	±4.0	
Experienced GD	53	±3		23	17	46	10	3	±4	14.0	±3.0	
Not Experienced SH/GD	NA			NA	NA	NA	NA	NA		NA		
Experienced SA	32	±6		26	22	34	15	2	±10	17.0	±8.0	
Not Experienced SA	8	±1		18	14	48	13	8	±3	21.0	±3.0	

Note. Percent responding are Reserve component members who answered the question, who indicated they experienced a sex-based MEO violation (Q6-Q50), and who either discussed this situation with a work supervisor/anyone up their chain of command or officially reported this situation as possible harassment to any person tasked with enforcing sexual harassment or Equal Opportunity regulations (Q63c/Q63d). *Percentage Reporting Satisfied* includes those members who indicated they were "Satisfied" or "Very satisfied."

NR: Not reportable

NA: Not applicable

2015 Workplace and Gender Relations Survey of Reserve Component Members

65f. Continued	Percent Responding		Percentages					Max ME	Percentage Reporting Satisfied		
			1	2	3	4	5				
National Guard	10	±1	16	13	49	15	7	±4	22.0	±4.0	<div></div>
ARNG	10	±1	15	13	49	16	7	±5	23.0	±5.0	<div></div>
Enlisted	10	±2	15	13	48	17	7	±6	24.0	±6.0	<div></div>
Officers	11	±2	15	13	55	11	6	±6	17.0	±5.0	<div></div>
ANG	7	±1	17	15	48	12	8	±5	20.0	±4.0	<div></div>
Enlisted	7	±1	18	14	48	12	9	±6	21.0	±5.0	<div></div>
Officers	9	±2	12	21	49	14	4	±8	19.0	±7.0	<div></div>
Reserve	8	±1	22	16	44	11	7	±4	18.0	±4.0	<div></div>
USAR	10	±1	23	17	41	12	8	±6	20.0	±5.0	<div></div>
Enlisted	10	±2	24	16	41	12	8	±7	19.0	±6.0	<div></div>
Officers	9	±2	15	22	43	14	6	±9	20.0	±8.0	<div></div>
USNR	7	±1	20	16	48	7	9	±8	16.0	±8.0	<div></div>
Enlisted	7	±2	19	17	48	6	10	±9	16.0	±9.0	<div></div>
Officers	6	±2	22	13	51	12	2	±14	14.0	±13.0	<div></div>
USMCR	8	±6	3	NR	NR	NR	NR	±6	NR		
USAFR	5	±1	24	14	49	8	6	±6	14.0	±4.0	<div></div>
Enlisted	6	±1	24	14	50	6	6	±7	12.0	±5.0	<div></div>
Officers	5	±1	22	10	45	16	7	±10	23.0	±10.0	<div></div>
MALES	2	±1	24	11	42	12	12	±6	23.0	±6.0	<div></div>
Enlisted	2	±1	23	11	41	13	12	±7	24.0	±7.0	<div></div>
E1-E4	2	±1	22	8	41	12	16	±13	29.0	±13.0	<div></div>
E5-E9	2	±1	25	13	42	13	8	±6	21.0	±6.0	<div></div>
Officers	1	±1	25	13	46	5	11	±9	17.0	±7.0	<div></div>
O1-O3	2	±1	29	9	44	7	12	±13	18.0	±12.0	<div></div>
O4-O6	1	±1	24	14	49	3	10	±13	13.0	±10.0	<div></div>
Reserve Unit	1	±1	24	10	41	12	13	±7	25.0	±7.0	<div></div>
AGR/FTS/AR	2	±1	18	23	45	10	4	±12	14.0	±8.0	<div></div>
IMA	1	±1	NR	NR	NR	NR	NR		NR		
Non-Hispanic White	2	±1	24	12	42	11	11	±7	22.0	±7.0	<div></div>
Total Minority	1	±1	24	10	41	12	13	±10	25.0	±9.0	<div></div>
Experienced SH	31	±4	23	11	39	13	13	±7	26.0	±7.0	<div></div>
Experienced GD	45	±6	34	12	43	5	6	±8	11.0	±6.0	<div></div>
Not Experienced SH/GD	NA		NA	NA	NA	NA	NA		NA		
Experienced SA	29	±10	NR	13	NR	7	NR	±15	NR		
Not Experienced SA	1	±1	21	11	44	12	11	±6	23.0	±6.0	<div></div>
National Guard	2	±1	28	10	39	11	11	±8	23.0	±8.0	<div></div>
ARNG	2	±1	29	10	38	11	12	±10	23.0	±9.0	<div></div>
Enlisted	2	±1	28	9	39	12	12	±11	24.0	±11.0	<div></div>
Officers	1	±1	31	15	34	8	11	±15	20.0	±13.0	<div></div>
ANG	1	±1	23	11	45	12	8	±9	20.0	±8.0	<div></div>
Enlisted	1	±1	23	12	44	12	8	±11	20.0	±9.0	<div></div>
Officers	1	±1	23	9	NR	NR	NR	±17	NR		
Reserve	2	±1	18	13	46	12	12	±8	24.0	±8.0	<div></div>
USAR	2	±1	18	14	45	7	15	±11	23.0	±11.0	<div></div>
Enlisted	2	±1	17	14	45	9	16	±13	24.0	±13.0	<div></div>
Officers	2	±1	23	13	49	NR	13	±14	15.0	±14.0	<div></div>
USNR	1	±1	15	10	39	NR	NR	±15	NR		
Enlisted	2	±1	14	10	35	NR	NR	±16	NR		
Officers	1	±1	NR	NR	NR	NR	NR		NR		
USMCR	1	±1	NR	NR	NR	NR	NR		NR		
Enlisted	1	±1	NR	NR	NR	NR	NR		NR		
Officers	1	±1	NR	NR	NR	NR	NR		NR		
USAFR	1	±1	20	13	46	NR	6	±15	21.0	±16.0	<div></div>
Enlisted	1	±1	22	15	NR	NR	4	±17	NR		
Officers	1	±1	NR	NR	NR	NR	NR		NR		

NR: Not reportable

NA: Not applicable

66. What were your reasons for not discussing it with someone above you in your chain of command and not reporting it to a person who enforces sexual harassment regulations? {Subitems a-j}

- a. The offensive behavior stopped on its own
 b. You thought it was not serious enough to report
 c. You did not want more people to know
 d. You did not want people to see you as weak
 e. You wanted to forget about it and move on
 f. You did not think anything would be done
 g. You did not think you would be believed
 h. You did not trust that the process would be fair
 i. You felt partially to blame
 j. You thought other people would blame you

	Percent Responding		Percentages										Max ME
			a	b	c	d	e	f	g	h	i	j	
TOTAL DOD	5	±1	30	46	27	31	40	43	16	31	8	16	±3
National Guard	5	±1	31	48	25	29	39	41	14	29	8	16	±4
ARNG	5	±1	32	48	25	29	41	40	14	29	9	16	±5
ANG	3	±1	24	49	27	30	32	45	13	31	7	19	±6
Reserve	5	±1	29	43	28	32	41	46	17	34	8	17	±4
USAR	6	±1	28	42	30	35	43	47	19	35	9	18	±6
USNR	4	±1	29	46	24	30	37	46	12	30	9	15	±8
USMCR	3	±1	37	40	20	24	29	41	16	34	3	9	±14
USAFR	3	±1	30	49	25	28	38	43	17	31	10	17	±6
Enlisted	5	±1	32	47	27	31	41	42	16	31	9	17	±3
E1-E4	5	±1	35	53	28	33	45	39	16	27	10	19	±5
E1-E3	5	±1	40	55	28	37	51	37	15	22	11	20	±10
E4	6	±1	33	53	28	30	41	41	16	29	9	18	±6
E5-E9	4	±1	27	39	25	30	37	46	16	36	7	15	±3
Officers	4	±1	22	39	24	26	34	48	15	35	6	14	±4
O1-O3	5	±1	25	44	28	28	34	46	14	33	6	15	±6
O4-O6	3	±1	19	33	19	25	31	52	16	38	5	11	±5
W1-W5	4	±1	17	25	19	24	43	49	17	35	9	13	±11
Reserve Unit	5	±1	31	47	27	31	41	43	15	31	9	16	±3
AGR/FTS/AR	4	±1	22	38	24	30	35	47	17	39	7	17	±5
IMA	3	±1	29	37	17	34	27	52	17	35	9	15	±12
Non-Hispanic White	4	±1	26	46	24	31	39	46	16	31	8	16	±4
Total Minority	5	±1	36	46	30	31	42	39	15	32	9	17	±4
FEMALES	11	±1	31	48	31	33	44	46	15	32	12	22	±3
Enlisted	11	±1	33	49	31	33	45	44	16	31	12	22	±4
E1-E4	11	±2	40	56	33	32	51	39	14	26	14	26	±6
E5-E9	11	±1	27	42	29	34	40	50	17	37	10	19	±3
Officers	11	±1	22	42	27	32	37	52	15	35	9	18	±4
O1-O3	13	±2	23	45	29	32	37	50	13	34	10	20	±5
O4-O6	9	±1	19	37	22	32	37	55	17	37	7	14	±5
Reserve Unit	11	±1	32	49	31	33	45	45	15	31	12	22	±3
AGR/FTS/AR	12	±1	23	38	30	31	38	51	16	42	7	19	±4
IMA	7	±2	32	45	20	43	36	50	14	35	15	24	±17
Non-Hispanic White	12	±1	28	50	31	35	45	48	15	31	12	22	±4
Total Minority	10	±1	35	46	30	30	43	43	16	34	11	21	±5
Experienced SH	56	±3	34	49	33	33	46	42	15	30	14	23	±4
Experienced GD	45	±3	20	39	33	44	43	65	27	50	8	27	±4
Not Experienced SH/GD	NA		NA	NA	NA	NA	NA	NA	NA	NA	NA	NA	
Experienced SA	41	±6	25	45	60	40	60	46	23	38	31	37	±10
Not Experienced SA	10	±1	32	48	28	32	42	46	15	32	10	20	±3

Note. Percent responding are Reserve component members who answered the question, who indicated they experienced a sex-based MEO violation (Q6-Q50), and who did not discuss this situation with a work supervisor/anyone up their chain of command or officially reported this situation as possible harassment to any person tasked with enforcing sexual harassment or Equal Opportunity regulations (Q63c/Q63d). Members were allowed to mark more than one option, and therefore, the sum of subitems does not equal 100%.

NA: Not applicable

2015 Workplace and Gender Relations Survey of Reserve Component Members

66. Continued	Percent Responding		Percentages										Max ME
			a	b	c	d	e	f	g	h	i	j	
National Guard	12	±1	33	51	31	33	45	45	15	32	13	23	±4
ARNG	13	±2	35	52	30	33	47	45	15	32	13	24	±5
Enlisted	13	±2	37	53	31	34	48	44	15	31	14	24	±6
Officers	16	±2	26	45	29	30	39	48	16	39	11	20	±6
ANG	8	±1	24	46	32	32	38	46	13	31	10	20	±5
Enlisted	7	±1	25	46	34	32	41	44	12	30	10	22	±6
Officers	9	±2	15	44	26	29	23	56	16	36	8	11	±8
Reserve	10	±1	29	45	30	33	43	46	16	33	10	20	±4
USAR	12	±2	28	44	32	34	43	48	16	33	10	20	±6
Enlisted	12	±2	30	46	34	34	45	47	17	33	11	21	±7
Officers	12	±2	19	38	26	34	38	55	14	35	8	19	±7
USNR	10	±2	31	42	25	28	39	44	12	30	10	17	±8
Enlisted	10	±2	33	42	25	28	38	43	12	30	10	18	±10
Officers	8	±2	24	45	26	29	44	48	13	29	10	16	±12
USMCR	17	±7	NR	NR	NR	28	NR	NR	NR	NR	NR	13	±18
USAFR	7	±1	32	50	28	34	45	42	17	31	13	23	±6
Enlisted	7	±1	35	53	28	34	47	40	18	30	14	24	±7
Officers	7	±2	20	42	28	33	38	53	15	32	10	18	±9
MALES	3	±1	29	44	23	29	37	41	16	31	6	12	±5
Enlisted	3	±1	30	46	23	30	37	40	16	30	6	12	±5
E1-E4	4	±1	32	51	25	33	40	39	17	27	7	14	±8
E5-E9	2	±1	27	37	21	25	33	42	15	35	5	11	±6
Officers	2	±1	22	34	21	20	29	45	15	35	2	8	±7
O1-O3	3	±1	26	41	26	22	31	42	16	31	2	9	±11
O4-O6	2	±1	19	29	16	16	23	48	15	40	3	8	±10
Reserve Unit	3	±1	30	45	24	29	37	41	15	30	6	12	±5
AGR/FTS/AR	3	±1	20	38	17	28	32	42	17	36	7	14	±9
IMA	2	±1	NR	NR	NR	NR	NR	NR	NR	NR	NR	NR	
Non-Hispanic White	3	±1	24	43	19	27	35	44	17	31	5	12	±6
Total Minority	3	±1	38	46	30	32	40	35	14	30	6	12	±8
Experienced SH	67	±4	32	47	24	31	38	37	15	27	6	12	±5
Experienced GD	52	±6	14	23	26	32	38	61	30	61	5	14	±9
Not Experienced SH/GD	NA		NA	NA	NA	NA	NA	NA	NA	NA	NA	NA	
Experienced SA	47	±11	15	NR	30	NR	NR	NR	NR	40	NR	16	±18
Not Experienced SA	3	±1	30	45	23	28	35	40	13	30	4	12	±5
National Guard	3	±1	29	46	21	26	35	37	14	28	5	11	±6
ARNG	3	±1	30	45	21	26	36	36	14	27	5	9	±7
Enlisted	3	±1	30	45	21	27	37	35	14	27	6	10	±8
Officers	3	±1	27	40	17	17	29	41	12	31	NR	6	±11
ANG	2	±1	25	53	22	28	27	45	13	31	5	18	±10
Enlisted	2	±1	26	55	24	30	27	43	13	30	5	20	±11
Officers	2	±1	19	35	7	14	25	NR	13	38	NR	5	±18
Reserve	3	±1	29	42	26	32	39	46	19	35	6	14	±7
USAR	4	±1	28	40	29	36	43	46	21	36	7	16	±9
Enlisted	4	±1	30	41	28	36	44	45	20	36	7	16	±10
Officers	2	±1	17	28	34	29	37	50	24	41	7	13	±14
USNR	2	±1	27	50	22	32	35	47	13	31	8	13	±14
Enlisted	2	±1	29	53	23	33	35	48	13	31	10	13	±16
Officers	1	±1	NR	NR	NR	NR	NR	NR	NR	NR	NR	NR	
USMCR	2	±1	37	41	16	22	25	44	14	31	2	8	±17
Enlisted	2	±1	NR	NR	NR	24	25	NR	14	NR	2	8	±18
Officers	2	±1	NR	NR	NR	NR	NR	NR	NR	NR	NR	NR	
USAFR	2	±1	28	46	20	20	28	44	15	31	5	8	±11
Enlisted	2	±1	28	52	22	22	32	45	17	30	5	7	±13
Officers	2	±1	26	25	NR	12	13	NR	NR	NR	NR	NR	±18

NR: Not reportable

NA: Not applicable

66. What were your reasons for not discussing it with someone above you in your chain of command and not reporting it to a person who enforces sexual harassment regulations? {Subitems k-s}

- k. You thought you might get in trouble for something you did
 l. You thought you might be labeled as a troublemaker
 m. You thought it might hurt your performance evaluation/fitness report
 n. You thought it might hurt your career
 o. You did not want to hurt the person's career or family
 p. You were worried about retaliation by a supervisor or someone in your chain of command
 q. You were worried about retaliation by your military co-workers or peers
 r. You took other actions to handle the situation
 s. None of the above

	Percent Responding		Percentages									Max ME
			k	l	m	n	o	p	q	r	s	
TOTAL DOD	5	±1	10	34	23	32	24	27	27	28	4	±3
National Guard	5	±1	10	34	21	34	24	26	26	28	4	±4
ARNG	5	±1	10	33	22	33	24	26	25	29	4	±5
ANG	3	±1	9	42	19	40	23	28	31	22	4	±6
Reserve	5	±1	10	34	24	30	24	27	28	27	4	±4
USAR	6	±1	11	34	25	30	25	27	29	28	4	±5
USNR	4	±1	9	31	27	29	22	25	27	27	5	±9
USMCR	3	±1	14	34	18	26	14	22	35	30	7	±14
USAFR	3	±1	8	38	23	35	24	30	24	22	5	±6
Enlisted	5	±1	11	34	22	31	25	26	28	27	4	±3
E1-E4	5	±1	11	30	19	27	28	22	26	28	3	±5
E1-E3	5	±1	9	29	15	24	31	21	27	30	4	±9
E4	6	±1	11	31	21	29	26	23	26	27	3	±6
E5-E9	4	±1	11	38	26	36	22	31	29	27	5	±3
Officers	4	±1	7	38	28	42	16	30	23	29	5	±4
O1-O3	5	±1	8	37	24	40	18	29	23	30	4	±6
O4-O6	3	±1	6	42	37	46	14	33	22	27	6	±5
W1-W5	4	±1	6	27	21	36	18	30	29	33	10	±11
Reserve Unit	5	±1	10	34	22	32	24	26	27	28	4	±3
AGR/FTS/AR	4	±1	11	38	28	38	20	33	25	22	7	±5
IMA	3	±1	9	50	32	38	25	26	25	32	2	±12
Non-Hispanic White	4	±1	9	35	24	34	24	27	27	28	3	±4
Total Minority	5	±1	11	33	20	30	24	26	27	28	5	±4
FEMALES	11	±1	9	37	22	34	28	26	27	30	3	±3
Enlisted	11	±1	10	37	21	32	30	25	27	30	3	±4
E1-E4	11	±2	10	33	16	24	36	21	23	29	3	±6
E5-E9	11	±1	10	41	25	39	25	30	32	31	3	±3
Officers	11	±1	7	39	29	43	18	31	26	32	3	±4
O1-O3	13	±2	9	40	26	42	20	30	26	33	2	±5
O4-O6	9	±1	4	40	36	46	14	33	25	29	2	±4
Reserve Unit	11	±1	9	37	21	33	29	26	27	31	3	±3
AGR/FTS/AR	12	±1	9	40	29	40	22	32	27	27	3	±4
IMA	7	±2	8	54	24	39	24	25	34	32	2	±13
Non-Hispanic White	12	±1	8	37	23	36	30	27	27	32	3	±4
Total Minority	10	±1	10	38	22	31	27	26	27	29	3	±4
Experienced SH	56	±3	9	36	20	32	32	24	27	34	2	±3
Experienced GD	45	±3	12	51	39	53	21	44	39	21	3	±4
Not Experienced SH/GD	NA		NA	NA	NA	NA	NA	NA	NA	NA	NA	
Experienced SA	41	±6	17	49	26	41	53	32	37	36	1	±10
Not Experienced SA	10	±1	8	37	22	33	26	26	26	30	3	±3

Note. Percent responding are Reserve component members who answered the question, who indicated they experienced a sex-based MEO violation (Q6-Q50), and who did not discuss this situation with a work supervisor/anyone up their chain of command or officially reported this situation as possible harassment to any person tasked with enforcing sexual harassment or Equal Opportunity regulations (Q63c/Q63d). Members were allowed to mark more than one option, and therefore, the sum of subitems does not equal 100%.

NA: Not applicable

66. Continued	Percent Responding		Percentages									Max ME
			k	l	m	n	o	p	q	r	s	
National Guard	12	±1	9	39	21	35	30	27	27	31	3	±4
ARNG	13	±2	9	38	22	34	31	27	27	32	3	±5
Enlisted	13	±2	10	38	21	32	33	26	27	32	3	±6
Officers	16	±2	9	38	29	45	17	34	24	32	2	±6
ANG	8	±1	9	41	18	39	26	26	31	25	3	±5
Enlisted	7	±1	10	42	16	37	27	25	33	24	3	±6
Officers	9	±2	6	37	26	44	16	31	25	27	1	±8
Reserve	10	±1	9	36	23	32	27	25	27	30	2	±4
USAR	12	±2	8	35	23	31	28	25	27	29	2	±5
Enlisted	12	±2	8	33	21	28	29	24	26	28	2	±7
Officers	12	±2	7	41	30	42	21	30	30	34	3	±7
USNR	10	±2	11	32	29	31	23	22	27	32	3	±9
Enlisted	10	±2	11	32	26	28	26	21	29	34	2	±10
Officers	8	±2	9	34	40	43	8	28	19	27	5	±11
USMCR	17	±7	NR	NR	10	NR	NR	NR	NR	NR	NR	±9
USAFR	7	±1	9	41	22	37	28	27	23	26	2	±6
Enlisted	7	±1	10	40	22	36	29	27	23	25	2	±7
Officers	7	±2	8	43	24	42	21	24	24	30	1	±9
MALES	3	±1	11	32	23	31	20	27	27	25	5	±5
Enlisted	3	±1	11	31	23	30	21	27	28	25	5	±5
E1-E4	4	±1	11	28	20	29	22	23	29	27	3	±8
E5-E9	2	±1	11	35	26	32	20	32	27	22	7	±6
Officers	2	±1	7	36	27	40	14	30	19	25	8	±7
O1-O3	3	±1	6	33	22	38	15	27	19	25	6	±11
O4-O6	2	±1	9	44	38	46	14	34	18	23	11	±10
Reserve Unit	3	±1	11	31	23	31	20	26	28	26	5	±5
AGR/FTS/AR	3	±1	12	36	27	35	19	34	23	15	11	±9
IMA	2	±1	NR	NR	NR	NR	NR	NR	NR	NR	NR	
Non-Hispanic White	3	±1	10	34	26	33	19	28	27	25	4	±6
Total Minority	3	±1	12	28	19	28	22	25	27	26	7	±7
Experienced SH	67	±4	11	29	21	28	23	25	28	27	5	±5
Experienced GD	52	±6	16	48	45	55	11	51	33	15	7	±9
Not Experienced SH/GD	NA		NA	NA	NA	NA	NA	NA	NA	NA	NA	
Experienced SA	47	±11	19	36	34	NR	36	NR	39	30	NR	±18
Not Experienced SA	3	±1	10	32	22	30	19	25	25	26	5	±5
National Guard	3	±1	10	30	21	34	20	26	25	26	5	±6
ARNG	3	±1	10	28	21	33	20	25	24	27	5	±7
Enlisted	3	±1	11	28	21	32	21	25	25	28	4	±8
Officers	3	±1	6	29	26	41	13	27	14	25	8	±11
ANG	2	±1	9	42	20	41	20	30	31	20	5	±10
Enlisted	2	±1	10	42	19	41	20	29	32	18	5	±11
Officers	2	±1	2	NR	27	37	15	42	24	29	6	±18
Reserve	3	±1	12	33	26	28	21	29	30	24	6	±7
USAR	4	±1	13	34	27	28	23	29	30	26	5	±9
Enlisted	4	±1	13	33	27	27	24	29	30	25	5	±10
Officers	2	±1	10	45	26	41	16	32	33	30	5	±13
USNR	2	±1	8	30	26	26	21	27	27	21	NR	±13
Enlisted	2	±1	9	28	26	25	23	28	29	20	NR	±15
Officers	1	±1	NR	NR	NR	NR	NR	NR	NR	NR	NR	
USMCR	2	±1	12	28	21	21	12	17	34	25	7	±17
Enlisted	2	±1	12	NR	20	20	12	16	35	26	5	±17
Officers	2	±1	NR	NR	NR	NR	NR	NR	NR	NR	NR	
USAFR	2	±1	7	33	25	33	19	35	26	15	9	±11
Enlisted	2	±1	7	31	23	31	18	36	31	16	6	±13
Officers	2	±1	NR	NR	NR	NR	NR	NR	7	NR	17	±17

NR: Not reportable

NA: Not applicable

160. Experienced a behavior in line with sexual assault.

Q67. In the past 12 months, did you have any unwanted experiences in which someone put his penis into your [anus or mouth] [vagina, anus, or mouth]?

Q113. In the past 12 months, did you have any unwanted experiences in which someone intentionally touched private areas of your body (either directly or through clothing)?

Q81. In the past 12 months, did you have any unwanted experiences in which someone put any object or any body part other than a penis into your [anus or mouth] [vagina, anus, or mouth]?

Q129. In the past 12 months, did you have any unwanted experiences in which someone made you touch private areas of their body or someone else's body (either directly or through clothing)?

Q97. In the past 12 months, did anyone make you put any part of your body or any object into someone's mouth, vagina, or anus when you did not want to?

Q145. In the past 12 months, did you have any unwanted experiences in which someone attempted to put a penis, an object, or any body part into your [anus or mouth] [vagina, anus, or mouth], but no penetration actually occurred?

	Percent Responding	Percentages						Max ME	Percentage Experienced Sexual Assault Behaviors		
		Q67	Q81	Q97	Q113	Q129	Q145				
TOTAL DOD	99-100	0.3	0.3	0.1	1.2	0.3	0.2	±0.2	1.6	±0.2	
National Guard	99-100	0.3	0.2	0.1	1.2	0.3	0.2	±0.2	1.6	±0.2	
ARNG	99-100	0.3	0.3	0.2	1.3	0.3	0.2	±0.2	1.8	±0.3	
ANG	99-100	0.2	0.2	0.1	0.6	0.2	0.1	±0.2	0.9	±0.2	
Reserve	99-100	0.4	0.3	0.1	1.1	0.3	0.2	±0.2	1.6	±0.2	
USAR	99-100	0.4	0.4	0.2	1.4	0.4	0.2	±0.3	1.9	±0.3	
USNR	99-100	0.5	0.2	0.2	1.1	0.3	0.3	±0.4	1.6	±0.4	
USMCR	99	0.3	0.1	0.1	1.0	0.3	0.1	±0.5	1.4	±0.6	
USAFR	99-100	0.2	0.1	0.0	0.6	0.1	0.1	±0.2	0.8	±0.2	
Enlisted	99-100	0.4	0.3	0.2	1.3	0.3	0.2	±0.2	1.7	±0.2	
E1-E4	98-100	0.5	0.4	0.2	1.6	0.4	0.3	±0.3	2.2	±0.3	
E1-E3	98-100	0.6	0.5	0.3	1.6	0.5	0.3	±0.4	2.3	±0.5	
E4	99-100	0.4	0.3	0.2	1.6	0.3	0.2	±0.4	2.2	±0.4	
E5-E9	99-100	0.3	0.2	0.1	1.0	0.2	0.2	±0.2	1.3	±0.2	
Officers	99-100	0.2	0.2	0.1	0.5	0.2	0.1	±0.1	0.8	±0.2	
O1-O3	99-100	0.2	0.2	0.1	0.7	0.2	0.1	±0.2	1.0	±0.3	
O4-O6	99-100	0.2	0.1	0.1	0.4	0.1	0.1	±0.2	0.6	±0.2	
W1-W5	99-100	0.1	0.1	0.0	0.4	0.2	0.0	±0.3	0.6	±0.4	
Reserve Unit	99-100	0.4	0.3	0.2	1.2	0.3	0.2	±0.2	1.7	±0.2	
AGR/FTS/AR	99-100	0.2	0.1	0.1	0.7	0.2	0.1	±0.2	1.0	±0.2	
IMA	99-100	0.1	0.1	0.0	0.5	0.1	0.1	±0.3	0.6	±0.4	
Non-Hispanic White	99-100	0.3	0.2	0.1	1.2	0.3	0.2	±0.2	1.5	±0.2	
Total Minority	99-100	0.4	0.3	0.1	1.2	0.3	0.2	±0.2	1.7	±0.3	
FEMALES	99-100	1.2	0.8	0.3	2.9	0.9	0.7	±0.3	3.8	±0.3	
Enlisted	99-100	1.3	0.8	0.3	3.2	0.9	0.7	±0.4	4.1	±0.4	
E1-E4	98-100	1.7	1.1	0.5	3.7	1.1	0.8	±0.6	4.9	±0.7	
E5-E9	99-100	0.8	0.5	0.2	2.6	0.7	0.6	±0.3	3.3	±0.4	
Officers	99-100	0.6	0.4	0.1	1.7	0.4	0.4	±0.3	2.4	±0.4	
O1-O3	99-100	0.7	0.4	0.1	2.1	0.4	0.5	±0.5	2.9	±0.6	
O4-O6	99-100	0.6	0.3	0.1	1.1	0.4	0.3	±0.3	1.7	±0.4	
Reserve Unit	99-100	1.3	0.8	0.3	3.1	0.9	0.7	±0.3	4.1	±0.4	
AGR/FTS/AR	99-100	0.6	0.4	0.2	1.8	0.5	0.4	±0.4	2.4	±0.4	
IMA	99-100	0.3	0.2	0.0	1.2	0.2	0.3	±0.7	1.5	±0.7	
Non-Hispanic White	99-100	1.2	0.7	0.3	3.1	1.0	0.6	±0.4	4.0	±0.4	
Total Minority	98-100	1.2	0.8	0.3	2.7	0.7	0.7	±0.4	3.7	±0.5	
Experienced SH	98-100	4.0	3.3	1.2	13.4	4.1	3.0	±1.3	15.8	±1.4	
Experienced GD	98-100	2.8	2.7	1.0	10.0	3.0	2.3	±1.4	11.8	±1.5	
Not Experienced SH/GD	99-100	0.6	0.2	0.1	0.8	0.2	0.2	±0.2	1.3	±0.3	
Experienced SA	97-100	34.7	23.0	8.1	82.2	26.5	20.3	±4.2	100.0	±0.0	
Not Experienced SA	100	0.1	0.1	0.0	0.3	0.0	0.0	±0.1	0.5	±0.2	

Note. Percent responding and the grouped presentation of estimates represent Reserve component members who answered the questions and who confirmed the experiences happened within the past 12 months (Q160). *Percentage Experienced Sexual Assault Behaviors* includes endorsement of the sexual assault behaviors and does not take into account the legal follow-up requirements.

160. Continued	Percent Responding	Percentages						Max ME	Percentage Experienced Sexual Assault Behaviors		
		Q67	Q81	Q97	Q113	Q129	Q145				
National Guard	99-100	1.2	0.8	0.3	3.0	0.9	0.7	±0.4	3.9	±0.5	
ARNG	98-100	1.3	0.8	0.4	3.5	1.1	0.9	±0.5	4.5	±0.6	
Enlisted	98-100	1.4	0.9	0.5	3.7	1.2	0.9	±0.6	4.7	±0.7	
Officers	99-100	0.9	0.4	0.1	2.2	0.6	0.7	±0.7	3.1	±0.8	
ANG	99-100	0.8	0.5	0.1	1.7	0.5	0.4	±0.4	2.3	±0.5	
Enlisted	99-100	0.8	0.5	0.1	1.8	0.5	0.4	±0.5	2.3	±0.5	
Officers	99-100	0.6	0.2	0.3	1.3	0.1	0.2	±0.8	2.1	±0.9	
Reserve	99-100	1.2	0.8	0.2	2.8	0.8	0.6	±0.4	3.8	±0.5	
USAR	98-100	1.3	1.0	0.4	3.4	0.9	0.7	±0.6	4.5	±0.7	
Enlisted	98-100	1.5	1.2	0.4	3.8	1.0	0.8	±0.8	4.9	±0.8	
Officers	99-100	0.7	0.5	0.1	2.0	0.5	0.4	±0.6	2.7	±0.7	
USNR	99-100	1.4	0.6	0.3	2.6	1.0	0.5	±0.9	3.5	±1.0	
Enlisted	99-100	1.7	0.7	0.3	3.1	1.2	0.6	±1.1	4.2	±1.3	
Officers	99-100	0.5	0.1	0.0	0.6	0.3	0.2	±0.7	1.3	±0.8	
USMCR	97-100	3.6	1.1	0.0	3.5	0.7	0.9	±5.3	5.3	±5.2	
USAFR	99-100	0.6	0.3	0.0	1.5	0.3	0.3	±0.4	2.0	±0.4	
Enlisted	99-100	0.6	0.3	0.0	1.6	0.3	0.3	±0.5	2.2	±0.5	
Officers	99-100	0.3	0.5	0.0	1.0	0.3	0.4	±0.5	1.6	±0.6	
MALES	99-100	0.1	0.2	0.1	0.7	0.2	0.1	±0.2	1.1	±0.2	
Enlisted	99-100	0.1	0.2	0.1	0.8	0.2	0.1	±0.2	1.2	±0.2	
E1-E4	98-100	0.2	0.2	0.1	1.1	0.2	0.1	±0.3	1.5	±0.4	
E5-E9	99-100	0.1	0.1	0.1	0.6	0.1	0.1	±0.2	0.9	±0.2	
Officers	99-100	0.1	0.1	0.0	0.2	0.1	0.0	±0.2	0.5	±0.2	
O1-O3	99-100	0.0	0.1	0.0	0.2	0.2	0.0	±0.2	0.5	±0.3	
O4-O6	99-100	0.2	0.1	0.1	0.2	0.1	0.0	±0.2	0.4	±0.2	
Reserve Unit	99-100	0.1	0.2	0.1	0.8	0.2	0.1	±0.2	1.1	±0.2	
AGR/FTS/AR	99-100	0.1	0.1	0.1	0.4	0.1	0.0	±0.3	0.6	±0.3	
IMA	99-100	0.0	0.1	0.0	0.2	0.0	0.0	±0.4	0.3	±0.5	
Non-Hispanic White	99-100	0.1	0.2	0.1	0.8	0.2	0.1	±0.2	1.1	±0.2	
Total Minority	99-100	0.2	0.1	0.1	0.6	0.1	0.1	±0.2	1.0	±0.3	
Experienced SH	98-100	1.4	2.1	1.8	13.2	3.0	1.1	±2.5	15.9	±2.7	
Experienced GD	97-100	1.4	2.3	3.3	9.0	3.1	1.1	±3.9	13.2	±4.4	
Not Experienced SH/GD	99-100	0.1	0.1	0.0	0.2	0.1	0.0	±0.1	0.4	±0.1	
Experienced SA	98-99	11.0	15.7	15.9	82.0	22.8	8.6	±8.0	100.0	±0.0	
Not Experienced SA	100	0.1	0.0	0.0	0.3	0.0	0.0	±0.1	0.4	±0.1	
National Guard	99-100	0.1	0.1	0.1	0.8	0.1	0.1	±0.2	1.1	±0.3	
ARNG	99-100	0.1	0.2	0.1	0.9	0.1	0.1	±0.3	1.3	±0.3	
Enlisted	99-100	0.2	0.2	0.1	1.0	0.1	0.1	±0.3	1.4	±0.4	
Officers	99-100	0.1	0.2	0.1	0.3	0.1	0.0	±0.3	0.6	±0.4	
ANG	99-100	0.1	0.1	0.1	0.3	0.1	0.0	±0.2	0.6	±0.3	
Enlisted	99-100	0.1	0.1	0.1	0.4	0.1	0.0	±0.3	0.6	±0.3	
Officers	99-100	0.1	0.1	0.1	0.1	0.1	0.1	±0.2	0.2	±0.3	
Reserve	99-100	0.2	0.2	0.1	0.7	0.2	0.1	±0.2	1.0	±0.2	
USAR	99-100	0.2	0.2	0.1	0.8	0.3	0.1	±0.4	1.1	±0.4	
Enlisted	99-100	0.2	0.2	0.1	0.9	0.3	0.1	±0.4	1.3	±0.5	
Officers	99-100	0.1	0.1	0.0	0.2	0.2	0.0	±0.3	0.4	±0.3	
USNR	99-100	0.2	0.2	0.1	0.6	0.1	0.2	±0.4	1.0	±0.5	
Enlisted	99-100	0.2	0.2	0.2	0.8	0.1	0.2	±0.5	1.2	±0.6	
Officers	99-100	0.1	0.0	0.0	0.2	0.1	0.0	±0.5	0.5	±0.5	
USMCR	99	0.2	0.1	0.1	0.9	0.2	0.0	±0.5	1.2	±0.5	
Enlisted	99	0.2	0.1	0.2	1.0	0.2	0.0	±0.6	1.3	±0.6	
Officers	98-100	0.2	0.1	0.0	0.3	0.2	0.0	±0.8	0.7	±0.7	
USAFR	99-100	0.1	0.1	0.0	0.3	0.1	0.0	±0.2	0.4	±0.2	
Enlisted	99-100	0.1	0.1	0.0	0.3	0.1	0.0	±0.3	0.5	±0.3	
Officers	99-100	0.1	0.0	0.0	0.1	0.0	0.0	±0.4	0.2	±0.4	

160. Sexual Assault Prevalence Rate: constructed from (Q67-160). Sexual assault behaviors include penetrative, non-penetrative, and attempted penetrative behaviors. Additionally, members indicated the experience involved force or threats and where they did not or could not consent.

	Percent Responding		Percentages	Max ME	Percentage Reporting Yes
			Incidence Rate		
TOTAL DOD	97	±1	1.1	±0.2	
National Guard	97	±1	1.1	±0.2	
ARNG	97	±1	1.2	±0.2	
ANG	97	±1	0.6	±0.2	
Reserve	97	±1	1.1	±0.2	
USAR	96	±1	1.4	±0.3	
USNR	97	±1	1.0	±0.3	
USMCR	96	±1	0.7	±0.4	
USAFR	97	±1	0.6	±0.2	
Enlisted	97	±1	1.2	±0.2	
E1-E4	96	±1	1.6	±0.3	
E1-E3	95	±1	1.7	±0.5	
E4	96	±1	1.5	±0.3	
E5-E9	97	±1	0.9	±0.2	
Officers	97	±1	0.5	±0.1	
O1-O3	97	±1	0.6	±0.2	
O4-O6	97	±1	0.4	±0.2	
W1-W5	97	±1	0.3	±0.3	
Reserve Unit	97	±1	1.1	±0.2	
AGR/FTS/AR	97	±1	0.7	±0.2	
IMA	97	±1	0.4	±0.3	
Non-Hispanic White	97	±1	1.0	±0.2	
Total Minority	96	±1	1.2	±0.2	
FEMALES	96	±1	3.2	±0.3	
Enlisted	96	±1	3.5	±0.4	
E1-E4	96	±1	4.1	±0.6	
E5-E9	97	±1	2.8	±0.3	
Officers	97	±1	1.9	±0.3	
O1-O3	97	±1	2.4	±0.5	
O4-O6	97	±1	1.2	±0.3	
Reserve Unit	96	±1	3.4	±0.4	
AGR/FTS/AR	97	±1	2.0	±0.4	
IMA	97	±1	1.1	±0.7	
Non-Hispanic White	97	±1	3.4	±0.4	
Total Minority	96	±1	3.0	±0.5	
Experienced SH	97	±1	14.0	±1.3	
Experienced GD	97	±1	10.5	±1.5	
Not Experienced SH/GD	97	±1	1.0	±0.2	
Experienced SA	100	±0	100.0	±0.0	
Not Experienced SA	100	±0	0.0	±0.0	

Note. Percent responding are Reserve component members who answered the question, who indicated they experienced a sexual assault, including meeting the legal criteria to be considered a sexual assault, and who confirmed the experiences happened within the past 12 months (Q67-Q160).

160. Continued	Percent Responding		Percentages	Max ME	Percentage Reporting Yes
			Incidence Rate		
National Guard	96	±1	3.3	±0.4	
ARNG	96	±1	3.8	±0.6	
Enlisted	96	±1	4.0	±0.6	
Officers	97	±1	2.6	±0.8	
ANG	97	±1	1.9	±0.4	
Enlisted	97	±1	2.0	±0.5	
Officers	96	±1	1.5	±0.8	
Reserve	96	±1	3.1	±0.4	
USAR	96	±1	3.7	±0.6	
Enlisted	96	±1	4.1	±0.8	
Officers	96	±1	2.0	±0.6	
USNR	97	±1	3.1	±1.0	
Enlisted	97	±1	3.6	±1.2	
Officers	97	±1	1.1	±0.8	
USMCR	94	±4	3.7	±4.8	
USAFR	97	±1	1.8	±0.4	
Enlisted	97	±1	1.9	±0.5	
Officers	97	±1	1.4	±0.6	
MALES	97	±1	0.6	±0.2	
Enlisted	97	±1	0.7	±0.2	
E1–E4	96	±1	0.9	±0.3	
E5–E9	97	±1	0.5	±0.2	
Officers	97	±1	0.2	±0.1	
O1–O3	97	±1	0.1	±0.2	
O4–O6	97	±1	0.2	±0.2	
Reserve Unit	97	±1	0.6	±0.2	
AGR/FTS/AR	97	±1	0.4	±0.3	
IMA	97	±1	0.2	±0.5	
Non-Hispanic White	97	±1	0.6	±0.2	
Total Minority	96	±1	0.6	±0.2	
Experienced SH	96	±2	11.6	±2.5	
Experienced GD	95	±2	10.3	±4.1	
Not Experienced SH/GD	97	±1	0.1	±0.1	
Experienced SA	100	±0	100.0	±0.0	
Not Experienced SA	100	±0	0.0	±0.0	
National Guard	97	±1	0.6	±0.2	
ARNG	97	±1	0.7	±0.3	
Enlisted	97	±1	0.8	±0.3	
Officers	97	±1	0.2	±0.2	
ANG	98	±1	0.3	±0.2	
Enlisted	97	±1	0.4	±0.3	
Officers	98	±1	0.1	±0.2	
Reserve	97	±1	0.5	±0.2	
USAR	97	±1	0.7	±0.3	
Enlisted	96	±1	0.8	±0.4	
Officers	97	±1	0.2	±0.3	
USNR	97	±1	0.5	±0.4	
Enlisted	97	±1	0.5	±0.5	
Officers	97	±1	0.2	±0.4	
USMCR	96	±1	0.6	±0.4	
Enlisted	96	±1	0.6	±0.5	
Officers	97	±1	0.1	±0.3	
USAFR	97	±1	0.2	±0.2	
Enlisted	97	±1	0.3	±0.2	
Officers	97	±1	0.1	±0.4	

160. Sexual Assault Prevalence Rate: by behavior (Q67-160).

a. Penetrative sexual assault

b. Non-penetrative sexual assault

c. Attempted penetrative sexual assault

	Percent Responding	Percentages			Max ME
		a	b	c	
TOTAL DOD	98-99	0.4	0.6	0.0	±0.1
National Guard	98-99	0.4	0.7	0.0	±0.2
ARNG	98-99	0.4	0.8	0.0	±0.2
ANG	98-99	0.3	0.3	0.0	±0.2
Reserve	98-99	0.4	0.6	0.0	±0.2
USAR	98	0.6	0.8	0.0	±0.2
USNR	98-99	0.5	0.5	0.0	±0.3
USMCR	98-99	0.2	0.4	0.0	±0.4
USAFR	99	0.2	0.4	0.0	±0.2
Enlisted	98-99	0.5	0.7	0.0	±0.1
E1-E4	98	0.6	0.9	0.0	±0.2
E1-E3	97-98	0.8	0.8	0.0	±0.4
E4	98	0.5	0.9	0.0	±0.3
E5-E9	98-99	0.3	0.5	0.0	±0.1
Officers	98-99	0.2	0.3	0.0	±0.1
O1-O3	98-99	0.2	0.4	0.0	±0.2
O4-O6	98-99	0.2	0.2	0.0	±0.1
W1-W5	98-99	0.1	0.2	0.0	±0.3
Reserve Unit	98-99	0.4	0.7	0.0	±0.1
AGR/FTS/AR	98-99	0.3	0.4	0.0	±0.2
IMA	98-99	0.1	0.3	0.0	±0.3
Non-Hispanic White	98-99	0.4	0.6	0.0	±0.2
Total Minority	98	0.5	0.6	0.0	±0.2
FEMALES	97-98	1.4	1.7	0.1	±0.2
Enlisted	97-98	1.5	1.8	0.1	±0.3
E1-E4	97-98	2.1	1.9	0.1	±0.5
E5-E9	98	0.9	1.7	0.1	±0.3
Officers	98-99	0.7	1.1	0.1	±0.3
O1-O3	98-99	0.8	1.4	0.1	±0.4
O4-O6	98-99	0.5	0.6	0.0	±0.3
Reserve Unit	97-98	1.5	1.8	0.1	±0.3
AGR/FTS/AR	98	0.7	1.2	0.1	±0.3
IMA	98-99	0.3	0.8	0.0	±0.6
Non-Hispanic White	98	1.4	2.0	0.1	±0.3
Total Minority	97-98	1.4	1.5	0.1	±0.3
Experienced SH	94-98	5.4	8.4	0.3	±1.1
Experienced GD	95-98	3.8	6.6	0.2	±1.2
Not Experienced SH/GD	98-99	0.5	0.4	0.0	±0.2
Experienced SA	68-99	44.6	79.4	2.6	±4.4
Not Experienced SA	100	0.0	0.0	0.0	±0.0

Note. Percent responding are Reserve component members who answered the question, who indicated they experienced a sexual assault, including meeting the legal criteria to be considered a sexual assault, and who confirmed the experiences happened within the past 12 months (Q67-Q160). This is a hierarchically-created item. Those who indicated experiencing a penetrative sexual assault and who met the UCMJ-based criteria are included in "Penetrative sexual assault." Those who indicated experiencing non-penetrative sexual assault and met the UCMJ-based criteria and did not previously meet the criteria for penetrative sexual assault, are included in "Non-penetrative sexual assault." Those who indicated experiencing attempted penetrative sexual assault and met the UCMJ-based criteria and did not previously meet the criteria for penetrative or non-penetrative sexual assault, are included in "Attempted penetrative sexual assault."

160. Continued	Percent Responding	Percentages			Max ME
		a	b	c	
National Guard	98	1.4	1.8	0.1	±0.3
ARNG	98	1.6	2.1	0.1	±0.4
Enlisted	97-98	1.7	2.2	0.1	±0.5
Officers	98-99	0.9	1.5	0.1	±0.6
ANG	98-99	0.9	0.9	0.1	±0.4
Enlisted	98-99	1.0	0.9	0.1	±0.4
Officers	98	0.4	1.0	0.1	±0.7
Reserve	97-98	1.4	1.6	0.1	±0.3
USAR	97-98	1.7	1.9	0.1	±0.5
Enlisted	97-98	1.9	2.1	0.1	±0.6
Officers	98	0.8	1.2	0.0	±0.5
USNR	98-99	1.4	1.6	0.0	±0.8
Enlisted	97-98	1.7	1.9	0.0	±1.0
Officers	98-99	0.4	0.6	0.1	±0.7
USMCR	95-99	2.4	1.3	0.0	±4.9
USAFR	98-99	0.6	1.1	0.1	±0.3
Enlisted	98-99	0.6	1.2	0.1	±0.4
Officers	98-99	0.6	0.8	0.0	±0.5
MALES	98-99	0.2	0.4	0.0	±0.1
Enlisted	98-99	0.2	0.5	0.0	±0.2
E1-E4	98-99	0.3	0.6	0.0	±0.3
E5-E9	99	0.2	0.3	0.0	±0.1
Officers	98-99	0.0	0.1	0.0	±0.1
O1-O3	98-99	0.0	0.1	0.0	±0.2
O4-O6	98-99	0.1	0.2	0.0	±0.2
Reserve Unit	98-99	0.2	0.4	0.0	±0.2
AGR/FTS/AR	99	0.1	0.2	0.0	±0.2
IMA	98-99	0.0	0.2	0.0	±0.4
Non-Hispanic White	98-99	0.2	0.4	0.0	±0.2
Total Minority	98-99	0.2	0.4	0.0	±0.2
Experienced SH	96-97	3.2	8.2	0.1	±2.2
Experienced GD	94-97	5.0	5.1	0.3	±3.5
Not Experienced SH/GD	99	0.1	0.1	0.0	±0.1
Experienced SA	81-99	32.0	83.8	0.7	±8.6
Not Experienced SA	100	0.0	0.0	0.0	±0.0
National Guard	98-99	0.2	0.4	0.0	±0.2
ARNG	98-99	0.2	0.5	0.0	±0.2
Enlisted	98-99	0.2	0.6	0.0	±0.3
Officers	98-99	0.1	0.1	0.0	±0.2
ANG	99	0.1	0.2	0.0	±0.2
Enlisted	99	0.1	0.2	0.0	±0.2
Officers	99	0.1	0.0	0.0	±0.2
Reserve	98-99	0.2	0.3	0.0	±0.2
USAR	98-99	0.2	0.4	0.0	±0.3
Enlisted	98-99	0.3	0.5	0.0	±0.4
Officers	99	0.0	0.2	0.0	±0.3
USNR	98-99	0.2	0.2	0.0	±0.3
Enlisted	98-99	0.3	0.3	0.0	±0.4
Officers	98-99	0.0	0.2	0.0	±0.4
USMCR	98-99	0.2	0.4	0.0	±0.4
Enlisted	98-99	0.2	0.4	0.0	±0.4
Officers	98-99	0.0	0.1	0.0	±0.3
USAFR	99	0.1	0.2	0.0	±0.2
Enlisted	99	0.1	0.2	0.0	±0.2
Officers	98-99	0.0	0.1	0.0	±0.4

162. Please give your best estimate of how many different times (on how many separate occasions) during the past 12 months, you had these unwanted experiences?

1. 1 time
4. 4 times

2. 2 times
5. 5 or more times






























3. 3 times

	Percent Responding		Percentages					Max ME	Percentage Who Experienced Sexual Assault More Than Once		
			1	2	3	4	5				
TOTAL DOD	1	±1	32	18	11	8	31	±5	68.0	±5.0	
National Guard	1	±1	30	19	12	10	30	±7	70.0	±7.0	
ARNG	1	±1	27	18	12	10	32	±8	73.0	±7.0	
ANG	1	±1	47	19	10	7	17	±12	53.0	±12.0	
Reserve	1	±1	35	18	9	5	33	±7	65.0	±6.0	
USAR	1	±1	30	20	10	5	36	±10	70.0	±8.0	
USNR	1	±1	47	14	6	4	29	±13	53.0	±13.0	
USMCR	1	±1	NR	1	NR	NR	NR	±7	NR		
USAFR	1	±1	45	19	6	8	22	±11	55.0	±11.0	
Enlisted	1	±1	31	18	11	8	31	±6	69.0	±5.0	
E1-E4	1	±1	30	19	10	8	32	±8	70.0	±7.0	
E1-E3	2	±1	32	18	6	10	35	±12	68.0	±12.0	
E4	1	±1	29	19	14	7	30	±11	71.0	±9.0	
E5-E9	1	±1	32	17	12	8	30	±7	68.0	±6.0	
Officers	0	±1	45	17	8	2	28	±9	55.0	±8.0	
O1-O3	1	±1	41	19	10	1	29	±11	59.0	±10.0	
O4-O6	0	±1	50	16	6	3	25	±14	50.0	±14.0	
W1-W5	0	±1	NR	NR	NR	4	NR	±10	NR		
Reserve Unit	1	±1	32	18	11	8	32	±6	68.0	±5.0	
AGR/FTS/AR	1	±1	34	22	15	5	23	±12	66.0	±11.0	
IMA	0	±1	NR	NR	NR	NR	NR		NR		
Non-Hispanic White	1	±1	32	20	10	9	30	±7	68.0	±6.0	
Total Minority	1	±1	32	15	13	7	34	±8	68.0	±7.0	
FEMALES	3	±1	36	19	12	6	27	±5	64.0	±5.0	
Enlisted	3	±1	36	19	12	7	27	±5	64.0	±5.0	
E1-E4	4	±1	34	19	11	7	30	±7	66.0	±7.0	
E5-E9	3	±1	39	18	14	7	23	±6	61.0	±6.0	
Officers	2	±1	45	20	9	2	25	±8	55.0	±8.0	
O1-O3	2	±1	40	22	12	1	26	±10	60.0	±10.0	
O4-O6	1	±1	53	15	5	2	26	±12	47.0	±12.0	
Reserve Unit	3	±1	36	19	12	7	27	±5	64.0	±5.0	
AGR/FTS/AR	2	±1	44	20	16	5	15	±9	56.0	±9.0	
IMA	1	±1	NR	NR	NR	NR	NR		NR		
Non-Hispanic White	3	±1	39	18	11	8	24	±6	61.0	±6.0	
Total Minority	3	±1	34	19	13	4	30	±8	66.0	±7.0	
Experienced SH	13	±2	30	18	14	7	31	±5	70.0	±5.0	
Experienced GD	9	±2	26	16	14	9	34	±8	74.0	±7.0	
Not Experienced SH/GD	1	±1	57	20	4	3	15	±11	43.0	±10.0	
Experienced SA	95	±2	36	19	12	6	27	±5	64.0	±5.0	
Not Experienced SA	NA		NA	NA	NA	NA	NA		NA		

Note. Percent responding are Reserve component members who answered the question, who indicated they experienced a sexual assault, including meeting the legal criteria to be considered a sexual assault, and who confirmed the experiences happened within the past 12 months (Q67-Q160). Members were shown the sexual assault items they had endorsed when answering this question.

NR: Not reportable

NA: Not applicable

162. Continued	Percent Responding		Percentages					Max ME	Percentage Who Experienced Sexual Assault More Than Once		
			1	2	3	4	5				
National Guard	3	±1	36	20	11	7	25	±6	64.0	±6.0	
ARNG	4	±1	32	21	11	8	27	±7	68.0	±7.0	
Enlisted	4	±1	31	21	12	8	28	±8	69.0	±8.0	
Officers	2	±1	51	20	9	3	16	±13	49.0	±13.0	
ANG	2	±1	52	16	10	4	18	±10	48.0	±10.0	
Enlisted	2	±1	50	17	11	4	18	±11	50.0	±11.0	
Officers	1	±1	NR	10	NR	NR	NR	±13	NR		
Reserve	3	±1	38	17	12	5	28	±7	62.0	±6.0	
USAR	3	±1	33	16	14	6	30	±9	67.0	±8.0	
Enlisted	4	±1	34	15	14	7	30	±10	66.0	±9.0	
Officers	2	±1	30	22	12	NR	36	±15	70.0	±13.0	
USNR	3	±1	43	17	9	NR	28	±15	57.0	±14.0	
Enlisted	3	±1	42	17	10	NR	29	±16	58.0	±16.0	
Officers	1	±1	NR	NR	NR	NR	NR		NR		
USMCR	3	±3	NR	NR	NR	NR	NR		NR		
USAFR	2	±1	48	22	6	6	18	±10	52.0	±10.0	
Enlisted	2	±1	50	23	6	6	15	±12	50.0	±11.0	
Officers	1	±1	40	NR	NR	4	NR	±17	60.0	±17.0	
MALES	1	±1	26	18	10	10	37	±10	74.0	±9.0	
Enlisted	1	±1	25	18	10	10	37	±10	75.0	±9.0	
E1–E4	1	±1	27	19	10	10	35	±15	73.0	±13.0	
E5–E9	0	±1	22	16	10	10	41	±13	78.0	±11.0	
Officers	0	±1	NR	NR	NR	NR	NR		NR		
O1–O3	0	±1	NR	NR	NR	NR	NR		NR		
O4–O6	0	±1	NR	NR	NR	NR	NR		NR		
Reserve Unit	1	±1	26	17	9	10	37	±11	74.0	±9.0	
AGR/FTS/AR	0	±1	NR	NR	NR	5	NR	±13	NR		
IMA	0	±1	NR	NR	NR	NR	NR		NR		
Non-Hispanic White	1	±1	25	22	8	9	35	±12	75.0	±11.0	
Total Minority	0	±1	27	8	13	11	40	±17	73.0	±16.0	
Experienced SH	10	±3	15	20	11	10	44	±11	85.0	±9.0	
Experienced GD	9	±4	12	NR	NR	NR	NR	±14	88.0	±14.0	
Not Experienced SH/GD	0	±1	NR	9	6	NR	NR	±13	NR		
Experienced SA	91	±5	26	18	10	10	37	±10	74.0	±9.0	
Not Experienced SA	NA		NA	NA	NA	NA	NA		NA		
National Guard	1	±1	23	16	13	12	35	±13	77.0	±12.0	
ARNG	1	±1	21	15	14	12	37	±15	79.0	±13.0	
Enlisted	1	±1	21	15	14	13	37	±15	79.0	±14.0	
Officers	0	±1	NR	NR	NR	NR	NR		NR		
ANG	0	±1	NR	NR	NR	NR	NR		NR		
Enlisted	0	±1	NR	NR	NR	NR	NR		NR		
Officers	0	±1	NR	NR	NR	NR	NR		NR		
Reserve	0	±1	30	19	4	5	41	±15	70.0	±13.0	
USAR	1	±1	NR	NR	3	2	NR	±9	NR		
Enlisted	1	±1	NR	NR	3	1	NR	±10	NR		
Officers	0	±1	NR	NR	NR	NR	NR		NR		
USNR	0	±1	NR	NR	NR	NR	NR		NR		
Enlisted	0	±1	NR	NR	NR	NR	NR		NR		
Officers	0	±1	NR	NR	NR	NR	NR		NR		
USMCR	1	±1	NR	NR	NR	NR	NR		NR		
Enlisted	1	±1	NR	NR	NR	NR	NR		NR		
Officers	0	±1	NR	NR	NR	NR	NR		NR		
USAFR	0	±1	NR	NR	NR	NR	NR		NR		
Enlisted	0	±1	NR	NR	NR	NR	NR		NR		
Officers	0	±1	NR	NR	NR	NR	NR		NR		

NR: Not reportable

NA: Not applicable

163. You indicated that you had more than one unwanted event in the past 12 months. Were all these events done by the same person?

1. Yes

2. No, more than one person

3. Not sure

	Percent Responding		Percentages			Max ME
			1	2	3	
TOTAL DOD	1	±1	48	49	3	±6
National Guard	1	±1	48	49	3	±9
ARNG	1	±1	49	48	3	±10
ANG	0	±1	41	55	4	±16
Reserve	1	±1	49	49	2	±9
USAR	1	±1	46	52	2	±12
USNR	1	±1	NR	NR	2	±8
USMCR	0	±1	NR	NR	NR	±0
USAFR	0	±1	62	38	NR	±15
Enlisted	1	±1	48	49	3	±7
E1-E4	1	±1	45	53	3	±10
E1-E3	1	±1	44	54	2	±14
E4	1	±1	46	52	NR	±12
E5-E9	1	±1	53	44	3	±8
Officers	0	±1	54	44	1	±11
O1-O3	0	±1	52	48	NR	±14
O4-O6	0	±1	NR	NR	NR	±0
W1-W5	0	±1	NR	NR	NR	±0
Reserve Unit	1	±1	47	50	3	±7
AGR/FTS/AR	0	±1	66	32	3	±15
IMA	0	±1	NR	NR	NR	±0
Non-Hispanic White	1	±1	50	47	3	±8
Total Minority	1	±1	45	52	2	±9
FEMALES	2	±1	46	53	1	±6
Enlisted	2	±1	45	54	1	±6
E1-E4	2	±1	43	56	1	±9
E5-E9	2	±1	49	49	2	±7
Officers	1	±1	53	47	NR	±11
O1-O3	1	±1	53	47	NR	±13
O4-O6	0	±1	NR	NR	NR	±0
Reserve Unit	2	±1	45	54	1	±6
AGR/FTS/AR	1	±1	59	40	2	±11
IMA	1	±1	NR	NR	NR	±0
Non-Hispanic White	2	±1	45	53	2	±7
Total Minority	2	±1	47	53	0	±9
Experienced SH	9	±2	43	56	1	±6
Experienced GD	7	±2	39	60	1	±9
Not Experienced SH/GD	0	±1	56	43	1	±16
Experienced SA	59	±5	46	53	1	±6
Not Experienced SA	NA		NA	NA	NA	

Note. Percent responding are Reserve component members who answered the question, who indicated they experienced a sexual assault, including meeting the legal criteria to be considered a sexual assault, who confirmed the experiences happened within the past 12 months (Q67-Q160); and who experienced more than one sexual assault (Q162).

NR: Not reportable

NA: Not applicable

163. Continued	Percent Responding		Percentages			Max ME
			1	2	3	
National Guard	2	±1	43	55	1	±8
ARNG	2	±1	42	56	1	±9
Enlisted	2	±1	41	58	1	±9
Officers	1	±1	NR	NR	NR	±0
ANG	1	±1	53	46	2	±16
Enlisted	1	±1	NR	42	2	±17
Officers	0	±1	NR	NR	NR	
Reserve	2	±1	49	51	1	±9
USAR	2	±1	46	53	0	±11
Enlisted	2	±1	46	54	0	±12
Officers	1	±1	NR	NR	NR	±0
USNR	2	±1	NR	NR	NR	±0
Enlisted	2	±1	NR	NR	NR	±0
Officers	0	±1	NR	NR	NR	
USMCR	2	±2	NR	NR	NR	
USAFR	1	±1	62	38	NR	±14
Enlisted	1	±1	62	38	NR	±16
Officers	1	±1	NR	NR	NR	±0
MALES	0	±1	51	45	4	±12
Enlisted	0	±1	51	45	4	±12
E1–E4	1	±1	NR	NR	NR	±0
E5–E9	0	±1	58	38	4	±15
Officers	0	±1	NR	NR	NR	±0
O1–O3	0	±1	NR	NR	NR	
O4–O6	0	±1	NR	NR	NR	±0
Reserve Unit	0	±1	50	46	4	±12
AGR/FTS/AR	0	±1	NR	NR	NR	±0
IMA	0	±1	NR	NR	NR	
Non-Hispanic White	0	±1	55	41	NR	±14
Total Minority	0	±1	NR	NR	6	±10
Experienced SH	9	±2	52	44	5	±13
Experienced GD	8	±4	NR	NR	NR	±0
Not Experienced SH/GD	0	±1	NR	NR	NR	±0
Experienced SA	67	±8	51	45	4	±12
Not Experienced SA	NA		NA	NA	NA	
National Guard	0	±1	52	43	5	±15
ARNG	1	±1	55	41	NR	±16
Enlisted	1	±1	NR	41	NR	±17
Officers	0	±1	NR	NR	NR	
ANG	0	±1	NR	NR	NR	±0
Enlisted	0	±1	NR	NR	NR	±0
Officers	0	±1	NR	NR	NR	
Reserve	0	±1	NR	NR	4	±10
USAR	0	±1	NR	NR	NR	±0
Enlisted	1	±1	NR	NR	NR	±0
Officers	0	±1	NR	NR	NR	
USNR	0	±1	NR	NR	NR	±0
Enlisted	0	±1	NR	NR	NR	±0
Officers	NA		NA	NA	NA	
USMCR	0	±1	NR	NR	NR	±0
Enlisted	0	±1	NR	NR	NR	±0
Officers	0	±1	NR	NR	NR	
USAFR	0	±1	NR	NR	NR	±0
Enlisted	0	±1	NR	NR	NR	±0
Officers	0	±1	NR	NR	NR	

NR: Not reportable

NA: Not applicable

164. Type of single or most serious assault experience respondent discussed in the one situation (did not have to meet the legal requirement for a sexual assault).

1. Penetrative sexual assault

2. Non-penetrative sexual assault

3. Attempted penetrative sexual assault

	Percent Responding		Percentages			Max ME
			1	2	3	
TOTAL DOD	1	±1	36	62	2	±5
National Guard	1	±1	34	63	3	±7
ARNG	1	±1	34	64	2	±8
ANG	1	±1	40	57	3	±12
Reserve	1	±1	38	60	1	±7
USAR	1	±1	39	60	1	±9
USNR	1	±1	42	57	1	±14
USMCR	1	±1	NR	NR	NR	
USAFR	1	±1	30	65	5	±11
Enlisted	1	±1	36	62	2	±5
E1-E4	2	±1	39	60	1	±7
E1-E3	2	±1	47	52	1	±11
E4	1	±1	32	66	2	±9
E5-E9	1	±1	32	65	3	±6
Officers	0	±1	36	61	2	±8
O1-O3	1	±1	35	62	3	±10
O4-O6	0	±1	39	60	1	±15
W1-W5	0	±1	NR	NR	4	±11
Reserve Unit	1	±1	36	62	2	±5
AGR/FTS/AR	1	±1	33	62	5	±12
IMA	0	±1	NR	NR	NR	
Non-Hispanic White	1	±1	34	64	2	±6
Total Minority	1	±1	39	59	2	±7
FEMALES	3	±1	42	55	3	±5
Enlisted	3	±1	42	55	3	±5
E1-E4	4	±1	48	49	3	±7
E5-E9	3	±1	33	63	4	±6
Officers	2	±1	39	58	3	±8
O1-O3	2	±1	38	59	4	±10
O4-O6	1	±1	42	56	2	±12
Reserve Unit	3	±1	43	54	3	±5
AGR/FTS/AR	2	±1	32	63	5	±9
IMA	1	±1	NR	NR	NR	
Non-Hispanic White	3	±1	40	57	3	±6
Total Minority	3	±1	44	53	3	±7
Experienced SH	13	±2	37	59	4	±5
Experienced GD	10	±2	33	63	4	±8
Not Experienced SH/GD	1	±1	56	42	2	±10
Experienced SA	98	±2	42	55	3	±5
Not Experienced SA	NA		NA	NA	NA	

Note. Percent responding are Reserve component members who answered the question; who experienced at least one sexual assault (Q67, Q81, Q97, Q113, Q129, Q145); and who confirmed that the sexual assault happened within the past 12 months (Q160). These mutually-exclusive responses are created hierarchically. Those who indicated experiencing a penetrative sexual assault and who met the UCMJ-based criteria are included in "Penetrative sexual assault." Those who indicated experiencing non-penetrative sexual assault and met the UCMJ-based criteria and did not previously meet the criteria for penetrative sexual assault, are included in "Non-penetrative sexual assault." Those who indicated experiencing attempted penetrative sexual assault and met the UCMJ-based criteria and did not previously meet the criteria for penetrative or non-penetrative sexual assault, are included in "Attempted penetrative sexual assault."

NR: Not reportable

NA: Not applicable

164. Continued	Percent Responding		Percentages			Max ME
			1	2	3	
National Guard	3	±1	43	53	4	±6
ARNG	4	±1	42	54	4	±7
Enlisted	4	±1	43	54	3	±8
Officers	2	±1	36	57	6	±13
ANG	2	±1	47	48	5	±10
Enlisted	2	±1	49	46	5	±11
Officers	1	±1	NR	NR	NR	
Reserve	3	±1	41	57	2	±6
USAR	3	±1	41	57	2	±8
Enlisted	4	±1	41	57	2	±9
Officers	2	±1	43	57	NR	±14
USNR	3	±1	43	55	2	±15
Enlisted	3	±1	43	56	1	±16
Officers	1	±1	NR	NR	NR	
USMCR	3	±3	NR	NR	NR	
USAFR	2	±1	32	61	6	±10
Enlisted	2	±1	31	61	8	±12
Officers	1	±1	37	63	NR	±17
MALES	1	±1	29	70	1	±9
Enlisted	1	±1	29	70	1	±9
E1–E4	1	±1	28	72	NR	±13
E5–E9	0	±1	31	67	2	±12
Officers	0	±1	NR	NR	NR	
O1–O3	0	±1	NR	NR	NR	
O4–O6	0	±1	NR	NR	NR	
Reserve Unit	1	±1	29	71	0	±9
AGR/FTS/AR	0	±1	NR	NR	NR	
IMA	0	±1	NR	NR	NR	
Non-Hispanic White	1	±1	29	71	0	±11
Total Minority	1	±1	29	70	1	±16
Experienced SH	11	±3	26	73	1	±10
Experienced GD	10	±4	NR	NR	2	±7
Not Experienced SH/GD	0	±1	NR	NR	NR	
Experienced SA	99	±1	29	70	1	±9
Not Experienced SA	NA		NA	NA	NA	
National Guard	1	±1	26	73	1	±12
ARNG	1	±1	25	74	1	±13
Enlisted	1	±1	25	74	1	±14
Officers	0	±1	NR	NR	NR	
ANG	0	±1	NR	NR	NR	
Enlisted	0	±1	NR	NR	NR	
Officers	0	±1	NR	NR	NR	
Reserve	1	±1	34	66	NR	±14
USAR	1	±1	NR	NR	NR	
Enlisted	1	±1	NR	NR	NR	
Officers	0	±1	NR	NR	NR	
USNR	0	±1	NR	NR	NR	
Enlisted	1	±1	NR	NR	NR	
Officers	0	±1	NR	NR	NR	
USMCR	1	±1	NR	NR	NR	
Enlisted	1	±1	NR	NR	NR	
Officers	0	±1	NR	NR	NR	
USAFR	0	±1	NR	NR	NR	
Enlisted	0	±1	NR	NR	NR	
Officers	0	±1	NR	NR	NR	

NR: Not reportable

NA: Not applicable

167. How many people did this to you?

1. One person

2. More than one person

3. Not sure

	Percent Responding		Percentages			Max ME
			1	2	3	
TOTAL DOD	1	±1	68	27	5	±5
National Guard	1	±1	67	28	6	±7
ARNG	1	±1	66	28	6	±8
ANG	1	±1	70	28	2	±12
Reserve	1	±1	70	26	3	±7
USAR	1	±1	67	29	4	±9
USNR	1	±1	80	20	1	±12
USMCR	1	±1	NR	NR	NR	
USAFR	1	±1	82	15	3	±11
Enlisted	1	±1	68	27	5	±6
E1-E4	1	±1	66	29	5	±8
E1-E3	2	±1	64	33	3	±12
E4	1	±1	67	27	6	±10
E5-E9	1	±1	71	24	5	±6
Officers	0	±1	75	23	2	±8
O1-O3	1	±1	74	25	1	±10
O4-O6	0	±1	77	19	4	±13
W1-W5	0	±1	NR	NR	NR	
Reserve Unit	1	±1	68	27	4	±5
AGR/FTS/AR	1	±1	70	22	9	±14
IMA	0	±1	NR	NR	NR	
Non-Hispanic White	1	±1	70	25	4	±7
Total Minority	1	±1	65	30	5	±8
FEMALES	3	±1	74	24	2	±4
Enlisted	3	±1	74	24	2	±5
E1-E4	4	±1	71	26	3	±7
E5-E9	3	±1	79	20	1	±5
Officers	2	±1	76	22	2	±7
O1-O3	2	±1	74	25	1	±10
O4-O6	1	±1	74	21	5	±12
Reserve Unit	3	±1	74	24	2	±5
AGR/FTS/AR	2	±1	77	20	4	±7
IMA	1	±1	NR	NR	NR	
Non-Hispanic White	3	±1	75	22	3	±6
Total Minority	3	±1	73	25	2	±7
Experienced SH	13	±2	70	28	2	±5
Experienced GD	10	±2	66	31	3	±8
Not Experienced SH/GD	1	±1	85	12	3	±8
Experienced SA	97	±2	74	24	2	±4
Not Experienced SA	NA		NA	NA	NA	

Note. Percent responding are Reserve component members who answered the question, who indicated they experienced a sexual assault, including meeting the legal criteria to be considered a sexual assault, and who confirmed the experiences happened within the past 12 months (Q67-Q160).

NR: Not reportable

NA: Not applicable

167. Continued	Percent Responding		Percentages			Max ME
			1	2	3	
National Guard	3	±1	75	22	3	±6
ARNG	4	±1	74	23	3	±7
Enlisted	4	±1	74	23	3	±7
Officers	2	±1	79	19	NR	±13
ANG	2	±1	81	17	2	±10
Enlisted	2	±1	82	16	2	±11
Officers	1	±1	NR	NR	5	±11
Reserve	3	±1	73	25	2	±6
USAR	3	±1	69	29	2	±8
Enlisted	4	±1	69	29	2	±9
Officers	2	±1	68	32	NR	±13
USNR	3	±1	81	18	1	±14
Enlisted	3	±1	79	20	1	±15
Officers	1	±1	NR	NR	NR	
USMCR	3	±3	NR	NR	NR	
USAFR	2	±1	87	12	1	±8
Enlisted	2	±1	88	12	NR	±9
Officers	1	±1	NR	NR	NR	
MALES	1	±1	61	31	8	±10
Enlisted	1	±1	60	32	8	±10
E1–E4	1	±1	60	33	7	±14
E5–E9	0	±1	61	29	10	±13
Officers	0	±1	NR	NR	NR	
O1–O3	0	±1	NR	NR	NR	
O4–O6	0	±1	NR	NR	NR	
Reserve Unit	1	±1	61	32	7	±10
AGR/FTS/AR	0	±1	NR	NR	NR	
IMA	0	±1	NR	NR	NR	
Non-Hispanic White	1	±1	66	28	6	±12
Total Minority	1	±1	52	37	11	±17
Experienced SH	11	±3	56	37	7	±11
Experienced GD	10	±4	NR	NR	NR	
Not Experienced SH/GD	0	±1	NR	NR	9	±15
Experienced SA	95	±4	61	31	8	±10
Not Experienced SA	NA		NA	NA	NA	
National Guard	1	±1	58	34	9	±13
ARNG	1	±1	58	32	9	±14
Enlisted	1	±1	57	33	10	±15
Officers	0	±1	NR	NR	NR	
ANG	0	±1	NR	NR	2	±9
Enlisted	0	±1	NR	NR	NR	
Officers	0	±1	NR	NR	NR	
Reserve	0	±1	66	28	6	±15
USAR	1	±1	NR	NR	7	±13
Enlisted	1	±1	NR	NR	7	±13
Officers	0	±1	NR	NR	NR	
USNR	0	±1	NR	NR	NR	
Enlisted	1	±1	NR	NR	NR	
Officers	0	±1	NR	NR	NR	
USMCR	1	±1	NR	NR	NR	
Enlisted	1	±1	NR	NR	NR	
Officers	0	±1	NR	NR	NR	
USAFR	0	±1	NR	NR	NR	
Enlisted	0	±1	NR	NR	NR	
Officers	0	±1	NR	NR	NR	

NR: Not reportable

NA: Not applicable

168. What was/were the gender of the person(s)...

1. Men?

2. Women?

3. A mix of men and women?

4. Not sure?

	Percent Responding		Percentages				Max ME
			1	2	3	4	
TOTAL DOD	1	±1	75	17	5	2	±5
National Guard	1	±1	73	20	4	2	±8
ARNG	1	±1	73	20	4	3	±8
ANG	1	±1	74	23	3	1	±15
Reserve	1	±1	77	14	7	2	±8
USAR	1	±1	76	13	9	2	±12
USNR	1	±1	82	14	NR	2	±12
USMCR	1	±1	NR	NR	NR	NR	
USAFR	1	±1	82	15	1	NR	±13
Enlisted	1	±1	75	17	6	2	±6
E1-E4	1	±1	78	15	5	2	±8
E1-E3	2	±1	80	17	NR	1	±13
E4	1	±1	77	14	7	2	±12
E5-E9	1	±1	69	21	6	4	±7
Officers	0	±1	79	17	4	1	±9
O1-O3	1	±1	84	13	NR	NR	±13
O4-O6	0	±1	70	23	4	2	±16
W1-W5	0	±1	NR	NR	NR	NR	
Reserve Unit	1	±1	75	17	6	2	±6
AGR/FTS/AR	1	±1	70	20	5	NR	±15
IMA	0	±1	NR	NR	NR	NR	
Non-Hispanic White	1	±1	74	20	5	1	±7
Total Minority	1	±1	77	14	6	4	±9
FEMALES	3	±1	95	2	2	1	±2
Enlisted	3	±1	95	2	2	1	±3
E1-E4	4	±1	96	1	1	1	±4
E5-E9	3	±1	94	2	3	1	±3
Officers	2	±1	96	2	1	0	±4
O1-O3	2	±1	97	2	1	NR	±5
O4-O6	1	±1	92	4	NR	NR	±11
Reserve Unit	3	±1	96	2	2	1	±3
AGR/FTS/AR	2	±1	92	2	5	1	±6
IMA	1	±1	NR	NR	NR	NR	
Non-Hispanic White	3	±1	96	2	2	0	±3
Total Minority	3	±1	95	1	2	2	±4
Experienced SH	13	±2	96	2	2	0	±2
Experienced GD	10	±2	95	2	3	0	±4
Not Experienced SH/GD	1	±1	96	3	2	0	±5
Experienced SA	97	±2	95	2	2	1	±2
Not Experienced SA	NA		NA	NA	NA	NA	

Note. Percent responding are Reserve component members who answered the question, who indicated they experienced a sexual assault, including meeting the legal criteria to be considered a sexual assault, and who confirmed the experiences happened within the past 12 months (Q67-Q160).

NR: Not reportable

NA: Not applicable

168. Continued	Percent Responding		Percentages				Max ME
			1	2	3	4	
National Guard	3	±1	96	1	2	0	±3
ARNG	4	±1	96	1	2	0	±3
Enlisted	4	±1	96	2	2	0	±4
Officers	2	±1	NR	NR	NR	NR	
ANG	2	±1	96	1	3	0	±4
Enlisted	2	±1	98	1	2	NR	±4
Officers	1	±1	NR	NR	NR	NR	
Reserve	3	±1	94	2	2	1	±4
USAR	3	±1	94	2	2	2	±6
Enlisted	4	±1	94	2	2	2	±6
Officers	2	±1	95	4	1	NR	±8
USNR	3	±1	92	3	NR	1	±13
Enlisted	3	±1	91	4	NR	1	±14
Officers	1	±1	NR	NR	NR	NR	
USMCR	3	±3	NR	NR	NR	NR	
USAFR	2	±1	99	1	NR	NR	±3
Enlisted	2	±1	NR	NR	NR	NR	
Officers	1	±1	NR	NR	NR	NR	
MALES	1	±1	48	38	10	4	±10
Enlisted	1	±1	49	37	10	4	±10
E1–E4	1	±1	58	31	9	2	±15
E5–E9	0	±1	34	47	12	8	±12
Officers	0	±1	NR	NR	NR	NR	
O1–O3	0	±1	NR	NR	NR	NR	
O4–O6	0	±1	NR	NR	NR	NR	
Reserve Unit	1	±1	48	37	11	4	±10
AGR/FTS/AR	0	±1	NR	NR	4	NR	±11
IMA	0	±1	NR	NR	NR	NR	
Non-Hispanic White	1	±1	50	39	9	3	±12
Total Minority	1	±1	44	36	NR	7	±16
Experienced SH	11	±3	52	33	11	4	±11
Experienced GD	9	±4	NR	NR	NR	5	±10
Not Experienced SH/GD	0	±1	NR	NR	NR	5	±11
Experienced SA	94	±4	48	38	10	4	±10
Not Experienced SA	NA		NA	NA	NA	NA	
National Guard	1	±1	48	41	6	5	±13
ARNG	1	±1	49	39	7	5	±14
Enlisted	1	±1	50	38	7	5	±14
Officers	0	±1	NR	NR	NR	NR	
ANG	0	±1	NR	NR	4	2	±11
Enlisted	0	±1	NR	NR	NR	NR	
Officers	0	±1	NR	NR	NR	NR	
Reserve	0	±1	48	33	NR	3	±14
USAR	1	±1	NR	30	NR	NR	±18
Enlisted	1	±1	NR	NR	NR	NR	
Officers	0	±1	NR	NR	NR	NR	
USNR	0	±1	NR	NR	NR	NR	
Enlisted	1	±1	NR	NR	NR	NR	
Officers	0	±1	NR	NR	NR	NR	
USMCR	1	±1	NR	NR	NR	NR	
Enlisted	1	±1	NR	NR	NR	NR	
Officers	0	±1	NR	NR	NR	NR	
USAFR	0	±1	NR	NR	NR	NR	
Enlisted	0	±1	NR	NR	NR	NR	
Officers	0	±1	NR	NR	NR	NR	

NR: Not reportable

NA: Not applicable

169. At the time of the event, was/were the person(s) who did this to you...

- a. Your spouse or significant other (boyfriend or girlfriend), or someone who you have a child with (your child's mother or father)?
- b. Someone you had divorced or broken up with?
- c. A friend or acquaintance?
- d. A family member or relative?
- e. A stranger?
- f. None of the above

	Percent Responding		Percentages						Max ME
			a	b	c	d	e	f	
TOTAL DOD	1	±1	7	6	54	2	13	29	±5
National Guard	1	±1	6	7	57	3	10	29	±7
ARNG	1	±1	7	6	56	3	10	29	±8
ANG	1	±1	5	10	61	2	9	27	±12
Reserve	1	±1	7	5	51	2	16	29	±7
USAR	1	±1	6	5	48	2	17	33	±10
USNR	1	±1	11	4	57	1	14	20	±13
USMCR	1	±1	NR	NR	NR	NR	NR	NR	
USAFR	1	±1	7	8	65	5	12	18	±13
Enlisted	1	±1	7	6	54	2	12	30	±5
E1-E4	1	±1	5	7	54	2	15	29	±8
E1-E3	2	±1	5	6	63	NR	16	24	±12
E4	1	±1	5	7	47	2	13	32	±10
E5-E9	1	±1	9	6	54	3	8	31	±7
Officers	0	±1	10	6	57	3	21	21	±8
O1-O3	1	±1	6	3	57	NR	16	21	±11
O4-O6	0	±1	14	11	55	NR	29	21	±15
W1-W5	0	±1	NR	NR	NR	NR	NR	NR	
Reserve Unit	1	±1	7	6	55	2	13	28	±5
AGR/FTS/AR	1	±1	7	5	49	4	6	38	±12
IMA	0	±1	NR	NR	NR	NR	NR	NR	
Non-Hispanic White	1	±1	7	6	56	2	11	28	±7
Total Minority	1	±1	6	7	51	3	14	30	±8
FEMALES	3	±1	8	7	59	1	11	23	±5
Enlisted	3	±1	8	7	59	1	11	23	±5
E1-E4	4	±1	8	7	60	1	13	21	±7
E5-E9	3	±1	9	7	58	1	7	26	±6
Officers	2	±1	9	3	57	0	13	22	±8
O1-O3	2	±1	7	3	61	NR	12	20	±10
O4-O6	1	±1	14	4	46	NR	18	28	±12
Reserve Unit	3	±1	8	7	60	1	11	23	±5
AGR/FTS/AR	2	±1	7	6	52	3	8	33	±9
IMA	1	±1	NR	NR	NR	NR	NR	NR	
Non-Hispanic White	3	±1	9	7	58	0	10	23	±6
Total Minority	3	±1	7	6	60	2	13	23	±7
Experienced SH	13	±2	5	6	59	0	10	28	±5
Experienced GD	10	±2	5	8	56	0	10	29	±8
Not Experienced SH/GD	1	±1	17	8	61	2	14	8	±9
Experienced SA	97	±2	8	7	59	1	11	23	±5
Not Experienced SA	NA		NA	NA	NA	NA	NA	NA	

Note. Percent responding are Reserve component members who answered the question, who indicated they experienced a sexual assault, including meeting the legal criteria to be considered a sexual assault, and who confirmed the experiences happened within the past 12 months (Q67-Q160). Members were allowed to mark more than one option, and therefore, the sum of subitems does not equal 100%.

NR: Not reportable

NA: Not applicable

169. Continued	Percent Responding		Percentages						Max ME
			a	b	c	d	e	f	
National Guard	3	±1	8	8	60	0	10	22	±6
ARNG	4	±1	9	7	60	0	10	22	±7
Enlisted	4	±1	9	7	60	0	10	22	±8
Officers	2	±1	7	6	51	NR	8	29	±13
ANG	2	±1	7	12	61	0	8	20	±10
Enlisted	2	±1	8	13	61	NR	7	18	±11
Officers	1	±1	NR	5	NR	NR	NR	NR	±11
Reserve	3	±1	8	6	58	2	13	24	±6
USAR	3	±1	6	5	57	2	13	28	±8
Enlisted	4	±1	5	6	56	2	13	29	±9
Officers	2	±1	11	NR	68	NR	15	14	±13
USNR	3	±1	13	NR	49	1	15	25	±17
Enlisted	3	±1	12	NR	50	1	NR	25	±15
Officers	1	±1	NR	NR	NR	NR	NR	NR	
USMCR	3	±3	NR	NR	NR	NR	NR	NR	
USAFR	2	±1	9	7	71	2	12	10	±9
Enlisted	2	±1	8	7	75	2	10	10	±11
Officers	1	±1	16	NR	NR	NR	NR	11	±17
MALES	1	±1	5	5	48	5	14	37	±10
Enlisted	1	±1	5	5	48	4	13	38	±10
E1-E4	1	±1	1	6	47	4	16	37	±15
E5-E9	0	±1	10	4	50	5	8	38	±13
Officers	0	±1	NR	NR	NR	NR	NR	NR	
O1-O3	0	±1	NR	NR	NR	NR	NR	NR	
O4-O6	0	±1	NR	NR	NR	NR	NR	NR	
Reserve Unit	1	±1	5	6	48	5	15	36	±10
AGR/FTS/AR	0	±1	NR	4	NR	4	5	NR	±12
IMA	0	±1	NR	NR	NR	NR	NR	NR	
Non-Hispanic White	1	±1	5	4	54	5	13	34	±12
Total Minority	1	±1	5	7	37	4	NR	42	±16
Experienced SH	11	±3	3	5	45	4	13	44	±11
Experienced GD	9	±4	8	6	NR	NR	NR	NR	±12
Not Experienced SH/GD	0	±1	7	NR	NR	NR	NR	8	±13
Experienced SA	94	±5	5	5	48	5	14	37	±10
Not Experienced SA	NA		NA	NA	NA	NA	NA	NA	
National Guard	1	±1	4	6	54	6	10	37	±13
ARNG	1	±1	5	6	53	6	10	37	±14
Enlisted	1	±1	5	6	52	6	10	38	±14
Officers	0	±1	NR	NR	NR	NR	NR	NR	
ANG	0	±1	2	6	NR	4	NR	NR	±11
Enlisted	0	±1	NR	NR	NR	NR	NR	NR	
Officers	0	±1	NR	NR	NR	NR	NR	NR	
Reserve	0	±1	6	5	39	3	20	37	±17
USAR	1	±1	6	3	NR	1	NR	NR	±12
Enlisted	1	±1	NR	NR	NR	NR	NR	NR	
Officers	0	±1	NR	NR	NR	NR	NR	NR	
USNR	0	±1	NR	NR	NR	NR	NR	NR	
Enlisted	1	±1	NR	NR	NR	NR	NR	NR	
Officers	0	±1	NR	NR	NR	NR	NR	NR	
USMCR	1	±1	NR	NR	NR	NR	NR	NR	
Enlisted	1	±1	NR	NR	NR	NR	NR	NR	
Officers	0	±1	NR	NR	NR	NR	NR	NR	
USAFR	0	±1	NR	NR	NR	NR	NR	NR	
Enlisted	0	±1	NR	NR	NR	NR	NR	NR	
Officers	0	±1	NR	NR	NR	NR	NR	NR	

NR: Not reportable

NA: Not applicable

170. At the time of the event, was/were the person(s) who did this to you...

a. Someone in the military of a lower rank than you?

1. Yes

2. No





























3. Do not know

	Percent Responding		Percentages			Max ME	Percentage Reporting Yes
			1	2	3		
TOTAL DOD	1	±1	19	75	6	±5	
National Guard	1	±1	20	73	7	±7	
ARNG	1	±1	21	72	8	±8	
ANG	1	±1	18	79	3	±11	
Reserve	1	±1	17	78	5	±7	
USAR	1	±1	19	75	6	±10	
USNR	1	±1	15	82	3	±12	
USMCR	1	±1	NR	NR	NR		
USAFR	1	±1	11	86	4	±9	
Enlisted	1	±1	18	76	6	±5	
E1-E4	1	±1	15	78	6	±8	
E1-E3	2	±1	15	81	4	±12	
E4	1	±1	16	76	8	±11	
E5-E9	1	±1	23	71	6	±7	
Officers	0	±1	30	64	6	±8	
O1-O3	1	±1	27	65	8	±11	
O4-O6	0	±1	35	62	NR	±14	
W1-W5	0	±1	NR	NR	4	±10	
Reserve Unit	1	±1	19	75	6	±5	
AGR/FTS/AR	1	±1	18	73	9	±15	
IMA	0	±1	NR	NR	NR		
Non-Hispanic White	1	±1	16	77	7	±6	
Total Minority	1	±1	23	71	6	±8	
FEMALES	3	±1	13	84	3	±4	
Enlisted	3	±1	11	85	3	±4	
E1-E4	4	±1	9	86	4	±6	
E5-E9	3	±1	13	84	2	±5	
Officers	2	±1	30	67	2	±8	
O1-O3	2	±1	31	66	3	±10	
O4-O6	1	±1	35	65	NR	±12	
Reserve Unit	3	±1	13	84	4	±4	
AGR/FTS/AR	2	±1	13	85	1	±6	
IMA	1	±1	NR	NR	NR		
Non-Hispanic White	3	±1	11	85	4	±5	
Total Minority	3	±1	16	82	2	±6	
Experienced SH	13	±2	13	83	4	±5	
Experienced GD	10	±2	15	83	2	±6	
Not Experienced SH/GD	1	±1	11	88	1	±7	
Experienced SA	95	±2	13	84	3	±4	
Not Experienced SA	NA		NA	NA	NA		

Note. Percent responding are Reserve component members who answered the question, who indicated they experienced a sexual assault, including meeting the legal criteria to be considered a sexual assault, and who confirmed the experiences happened within the past 12 months (Q67-Q160).

NR: Not reportable

NA: Not applicable

170a. Continued	Percent Responding		Percentages			Max ME	Percentage Reporting Yes
			1	2	3		
National Guard	3	±1	12	83	5	±5	
ARNG	4	±1	12	83	5	±6	
Enlisted	4	±1	10	85	5	±7	
Officers	2	±1	35	62	2	±13	
ANG	2	±1	11	86	3	±7	
Enlisted	2	±1	8	89	3	±8	
Officers	1	±1	NR	NR	NR		
Reserve	3	±1	14	84	2	±5	
USAR	3	±1	15	83	2	±7	
Enlisted	4	±1	12	86	2	±8	
Officers	2	±1	32	66	2	±14	
USNR	3	±1	10	88	2	±12	
Enlisted	3	±1	9	89	2	±14	
Officers	1	±1	NR	NR	NR		
USMCR	3	±3	NR	NR	NR		
USAFR	2	±1	10	88	2	±8	
Enlisted	2	±1	10	89	1	±9	
Officers	1	±1	9	NR	NR	±15	
MALES	1	±1	27	64	10	±10	
Enlisted	1	±1	26	64	10	±10	
E1-E4	1	±1	22	70	9	±14	
E5-E9	0	±1	35	54	11	±12	
Officers	0	±1	NR	NR	NR		
O1-O3	0	±1	NR	NR	NR		
O4-O6	0	±1	NR	NR	NR		
Reserve Unit	1	±1	27	64	9	±10	
AGR/FTS/AR	0	±1	NR	NR	NR		
IMA	0	±1	NR	NR	NR		
Non-Hispanic White	1	±1	22	69	9	±12	
Total Minority	1	±1	35	53	12	±17	
Experienced SH	11	±3	27	63	11	±11	
Experienced GD	9	±4	NR	NR	NR		
Not Experienced SH/GD	0	±1	NR	NR	3	±10	
Experienced SA	93	±5	27	64	10	±10	
Not Experienced SA	NA		NA	NA	NA		
National Guard	1	±1	29	61	10	±13	
ARNG	1	±1	29	60	11	±14	
Enlisted	1	±1	29	60	11	±14	
Officers	0	±1	NR	NR	NR		
ANG	0	±1	NR	NR	NR		
Enlisted	0	±1	NR	NR	NR		
Officers	0	±1	NR	NR	NR		
Reserve	0	±1	23	67	10	±15	
USAR	1	±1	NR	NR	NR		
Enlisted	1	±1	NR	NR	NR		
Officers	0	±1	NR	NR	NR		
USNR	0	±1	NR	NR	NR		
Enlisted	0	±1	NR	NR	NR		
Officers	0	±1	NR	NR	NR		
USMCR	1	±1	NR	NR	NR		
Enlisted	1	±1	NR	NR	NR		
Officers	0	±1	NR	NR	NR		
USAFR	0	±1	NR	NR	NR		
Enlisted	0	±1	NR	NR	NR		
Officers	0	±1	NR	NR	NR		

NR: Not reportable

NA: Not applicable

170. At the time of the event, was/were the person(s) who did this to you...

b. Someone in the military of a similar rank than you?

1. Yes

2. No






























3. Do not know

	Percent Responding		Percentages			Max ME	Percentage Reporting Yes
			1	2	3		
TOTAL DOD	1	±1	36	59	5	±5	
National Guard	1	±1	37	58	5	±7	
ARNG	1	±1	37	58	6	±8	
ANG	1	±1	40	57	3	±13	
Reserve	1	±1	34	61	5	±7	
USAR	1	±1	35	59	6	±9	
USNR	1	±1	30	68	2	±13	
USMCR	1	±1	NR	NR	NR		
USAFR	1	±1	33	64	4	±11	
Enlisted	1	±1	36	59	5	±6	
E1-E4	1	±1	35	60	5	±8	
E1-E3	2	±1	32	65	2	±11	
E4	1	±1	37	56	7	±10	
E5-E9	1	±1	38	56	6	±6	
Officers	0	±1	29	65	6	±9	
O1-O3	1	±1	26	67	7	±12	
O4-O6	0	±1	31	65	4	±15	
W1-W5	0	±1	NR	NR	4	±10	
Reserve Unit	1	±1	36	59	5	±5	
AGR/FTS/AR	1	±1	31	59	9	±14	
IMA	0	±1	NR	NR	NR		
Non-Hispanic White	1	±1	36	58	6	±7	
Total Minority	1	±1	35	61	4	±8	
FEMALES	3	±1	33	65	2	±5	
Enlisted	3	±1	34	64	2	±5	
E1-E4	4	±1	32	65	2	±7	
E5-E9	3	±1	36	63	2	±6	
Officers	2	±1	28	70	2	±8	
O1-O3	2	±1	26	72	2	±10	
O4-O6	1	±1	30	68	2	±11	
Reserve Unit	3	±1	34	64	2	±5	
AGR/FTS/AR	2	±1	26	72	2	±8	
IMA	1	±1	NR	NR	NR		
Non-Hispanic White	3	±1	35	63	2	±6	
Total Minority	3	±1	31	67	2	±7	
Experienced SH	13	±2	40	58	2	±5	
Experienced GD	10	±2	41	57	2	±8	
Not Experienced SH/GD	1	±1	14	85	1	±8	
Experienced SA	95	±2	33	65	2	±5	
Not Experienced SA	NA		NA	NA	NA		

Note. Percent responding are Reserve component members who answered the question, who indicated they experienced a sexual assault, including meeting the legal criteria to be considered a sexual assault, and who confirmed the experiences happened within the past 12 months (Q67-Q160).

NR: Not reportable

NA: Not applicable

170b. Continued	Percent Responding		Percentages			Max ME	Percentage Reporting Yes
			1	2	3		
National Guard	3	±1	32	66	3	±6	
ARNG	4	±1	32	65	2	±7	
Enlisted	4	±1	33	64	3	±8	
Officers	2	±1	20	79	1	±13	
ANG	2	±1	30	66	3	±10	
Enlisted	2	±1	31	66	3	±11	
Officers	1	±1	25	NR	5	±18	
Reserve	3	±1	34	64	1	±6	
USAR	3	±1	36	63	1	±8	
Enlisted	4	±1	35	63	1	±9	
Officers	2	±1	36	62	2	±14	
USNR	3	±1	31	67	2	±14	
Enlisted	3	±1	31	67	2	±15	
Officers	1	±1	NR	NR	NR		
USMCR	3	±3	NR	NR	NR		
USAFR	2	±1	35	63	2	±11	
Enlisted	2	±1	37	62	1	±12	
Officers	1	±1	22	NR	NR	±18	
MALES	1	±1	39	52	10	±10	
Enlisted	1	±1	39	52	9	±10	
E1-E4	1	±1	38	55	7	±14	
E5-E9	0	±1	41	46	12	±12	
Officers	0	±1	NR	NR	NR		
O1-O3	0	±1	NR	NR	NR		
O4-O6	0	±1	NR	NR	NR		
Reserve Unit	1	±1	39	52	9	±10	
AGR/FTS/AR	0	±1	NR	NR	NR		
IMA	0	±1	NR	NR	NR		
Non-Hispanic White	1	±1	37	53	10	±12	
Total Minority	1	±1	42	NR	9	±17	
Experienced SH	10	±3	43	47	10	±11	
Experienced GD	9	±4	NR	NR	NR		
Not Experienced SH/GD	0	±1	NR	NR	3	±10	
Experienced SA	93	±5	39	52	10	±10	
Not Experienced SA	NA		NA	NA	NA		
National Guard	1	±1	43	49	8	±13	
ARNG	1	±1	41	50	9	±14	
Enlisted	1	±1	41	50	9	±14	
Officers	0	±1	NR	NR	NR		
ANG	0	±1	NR	NR	NR		
Enlisted	0	±1	NR	NR	NR		
Officers	0	±1	NR	NR	NR		
Reserve	0	±1	33	56	11	±15	
USAR	1	±1	NR	NR	14	±17	
Enlisted	1	±1	NR	NR	NR		
Officers	0	±1	NR	NR	NR		
USNR	0	±1	NR	NR	NR		
Enlisted	0	±1	NR	NR	NR		
Officers	0	±1	NR	NR	NR		
USMCR	1	±1	NR	NR	NR		
Enlisted	1	±1	NR	NR	NR		
Officers	0	±1	NR	NR	NR		
USAFR	0	±1	NR	NR	NR		
Enlisted	0	±1	NR	NR	NR		
Officers	0	±1	NR	NR	NR		

NR: Not reportable

NA: Not applicable

170. At the time of the event, was/were the person(s) who did this to you...

c. Someone in the military of a higher rank than you?

1. Yes

2. No



























3. Do not know

	Percent Responding		Percentages			Max ME	Percentage Reporting Yes
			1	2	3		
TOTAL DOD	1	±1	46	48	6	±5	
National Guard	1	±1	47	47	6	±7	
ARNG	1	±1	47	46	7	±8	
ANG	1	±1	42	55	3	±12	
Reserve	1	±1	45	48	6	±7	
USAR	1	±1	50	42	7	±9	
USNR	1	±1	33	65	2	±13	
USMCR	1	±1	NR	NR	NR		
USAFR	1	±1	38	59	3	±10	
Enlisted	1	±1	47	47	6	±5	
E1-E4	1	±1	48	46	6	±8	
E1-E3	2	±1	44	51	5	±12	
E4	1	±1	51	41	8	±10	
E5-E9	1	±1	46	49	6	±6	
Officers	0	±1	33	61	6	±9	
O1-O3	1	±1	31	61	7	±12	
O4-O6	0	±1	40	57	NR	±15	
W1-W5	0	±1	NR	NR	4	±10	
Reserve Unit	1	±1	46	48	6	±5	
AGR/FTS/AR	1	±1	47	43	9	±15	
IMA	0	±1	NR	NR	NR		
Non-Hispanic White	1	±1	46	48	6	±7	
Total Minority	1	±1	46	48	6	±8	
FEMALES	3	±1	48	48	4	±5	
Enlisted	3	±1	49	47	4	±5	
E1-E4	4	±1	50	44	6	±7	
E5-E9	3	±1	48	51	1	±6	
Officers	2	±1	34	64	2	±8	
O1-O3	2	±1	35	62	2	±10	
O4-O6	1	±1	35	65	NR	±12	
Reserve Unit	3	±1	47	49	4	±5	
AGR/FTS/AR	2	±1	58	41	1	±9	
IMA	1	±1	NR	NR	NR		
Non-Hispanic White	3	±1	48	48	4	±6	
Total Minority	3	±1	48	49	4	±7	
Experienced SH	13	±2	58	38	4	±5	
Experienced GD	10	±2	66	31	3	±7	
Not Experienced SH/GD	1	±1	18	81	1	±8	
Experienced SA	95	±2	48	48	4	±5	
Not Experienced SA	NA		NA	NA	NA		

Note. Percent responding are Reserve component members who answered the question, who indicated they experienced a sexual assault, including meeting the legal criteria to be considered a sexual assault, and who confirmed the experiences happened within the past 12 months (Q67-Q160).

NR: Not reportable

NA: Not applicable

170c. Continued	Percent Responding		Percentages			Max ME	Percentage Reporting Yes
			1	2	3		
National Guard	3	±1	50	46	4	±6	
ARNG	4	±1	51	45	4	±7	
Enlisted	4	±1	52	44	4	±8	
Officers	2	±1	37	62	1	±13	
ANG	2	±1	44	53	3	±10	
Enlisted	2	±1	44	53	3	±11	
Officers	1	±1	NR	NR	NR		
Reserve	3	±1	46	51	3	±7	
USAR	3	±1	46	49	5	±8	
Enlisted	4	±1	49	46	5	±9	
Officers	2	±1	23	75	2	±12	
USNR	3	±1	48	51	2	±15	
Enlisted	3	±1	NR	NR	2	±8	
Officers	1	±1	NR	NR	NR		
USMCR	3	±3	NR	NR	NR		
USAFR	2	±1	42	57	1	±10	
Enlisted	2	±1	41	59	NR	±12	
Officers	1	±1	NR	NR	NR		
MALES	1	±1	44	47	9	±10	
Enlisted	1	±1	44	47	9	±10	
E1-E4	1	±1	45	47	7	±14	
E5-E9	0	±1	42	46	11	±13	
Officers	0	±1	NR	NR	NR		
O1-O3	0	±1	NR	NR	NR		
O4-O6	0	±1	NR	NR	NR		
Reserve Unit	1	±1	44	47	9	±10	
AGR/FTS/AR	0	±1	NR	NR	NR		
IMA	0	±1	NR	NR	NR		
Non-Hispanic White	1	±1	44	47	9	±12	
Total Minority	1	±1	44	47	9	±16	
Experienced SH	10	±3	49	41	10	±11	
Experienced GD	9	±4	NR	30	NR	±18	
Not Experienced SH/GD	0	±1	NR	NR	3	±10	
Experienced SA	93	±5	44	47	9	±10	
Not Experienced SA	NA		NA	NA	NA		
National Guard	1	±1	43	48	8	±13	
ARNG	1	±1	44	47	9	±14	
Enlisted	1	±1	45	46	9	±14	
Officers	0	±1	NR	NR	NR		
ANG	0	±1	NR	NR	NR		
Enlisted	0	±1	NR	NR	NR		
Officers	0	±1	NR	NR	NR		
Reserve	0	±1	44	45	11	±15	
USAR	1	±1	NR	NR	NR		
Enlisted	1	±1	NR	NR	NR		
Officers	0	±1	NR	NR	NR		
USNR	0	±1	NR	NR	NR		
Enlisted	0	±1	NR	NR	NR		
Officers	0	±1	NR	NR	NR		
USMCR	1	±1	NR	NR	NR		
Enlisted	1	±1	NR	NR	NR		
Officers	0	±1	NR	NR	NR		
USAFR	0	±1	NR	NR	NR		
Enlisted	0	±1	NR	NR	NR		
Officers	0	±1	NR	NR	NR		

NR: Not reportable

NA: Not applicable

170. At the time of the event, was/were the person(s) who did this to you...

d. Your unit leader?

1. Yes

2. No

3. Do not know

	Percent Responding		Percentages			Max ME	Percentage Reporting Yes
			1	2	3		
TOTAL DOD	1	±1	11	83	5	±5	
National Guard	1	±1	10	86	4	±6	
ARNG	1	±1	9	87	4	±7	
ANG	1	±1	12	84	4	±10	
Reserve	1	±1	13	80	7	±7	
USAR	1	±1	17	75	8	±10	
USNR	1	±1	6	90	4	±10	
USMCR	1	±1	3	NR	NR	±9	
USAFR	1	±1	7	90	4	±11	
Enlisted	1	±1	11	83	6	±5	
E1-E4	1	±1	10	85	5	±7	
E1-E3	2	±1	9	87	4	±10	
E4	1	±1	11	83	6	±11	
E5-E9	1	±1	13	81	6	±6	
Officers	0	±1	11	84	5	±8	
O1-O3	1	±1	7	88	NR	±11	
O4-O6	0	±1	20	77	NR	±14	
W1-W5	0	±1	NR	96	4	±10	
Reserve Unit	1	±1	11	84	5	±5	
AGR/FTS/AR	1	±1	12	78	9	±14	
IMA	0	±1	NR	NR	NR		
Non-Hispanic White	1	±1	9	86	5	±6	
Total Minority	1	±1	14	80	5	±8	
FEMALES	3	±1	9	88	3	±4	
Enlisted	3	±1	9	87	4	±4	
E1-E4	4	±1	8	87	5	±6	
E5-E9	3	±1	11	87	2	±5	
Officers	2	±1	9	91	0	±6	
O1-O3	2	±1	8	92	NR	±7	
O4-O6	1	±1	15	85	NR	±12	
Reserve Unit	3	±1	9	88	3	±4	
AGR/FTS/AR	2	±1	13	85	2	±7	
IMA	1	±1	NR	NR	NR		
Non-Hispanic White	3	±1	7	90	3	±4	
Total Minority	3	±1	11	85	4	±6	
Experienced SH	13	±2	12	84	4	±5	
Experienced GD	9	±2	16	80	4	±7	
Not Experienced SH/GD	1	±1	1	96	3	±7	
Experienced SA	95	±2	9	88	3	±4	
Not Experienced SA	NA		NA	NA	NA		

Note. Percent responding are Reserve component members who answered the question, who indicated they experienced a sexual assault, including meeting the legal criteria to be considered a sexual assault, and who confirmed the experiences happened within the past 12 months (Q67-Q160).

NR: Not reportable

NA: Not applicable

170d. Continued	Percent Responding		Percentages			Max ME	Percentage Reporting Yes
			1	2	3		
National Guard	3	±1	8	89	3	±5	
ARNG	3	±1	7	90	3	±5	
Enlisted	4	±1	7	89	3	±6	
Officers	2	±1	7	92	1	±10	
ANG	2	±1	13	85	1	±11	
Enlisted	2	±1	12	86	1	±13	
Officers	1	±1	NR	NR	NR		
Reserve	3	±1	10	86	4	±5	
USAR	3	±1	12	83	5	±7	
Enlisted	4	±1	12	82	6	±8	
Officers	2	±1	8	92	NR	±10	
USNR	3	±1	10	88	2	±13	
Enlisted	3	±1	10	88	2	±15	
Officers	1	±1	NR	NR	NR		
USMCR	3	±3	NR	NR	NR		
USAFR	2	±1	3	95	2	±6	
Enlisted	2	±1	2	95	3	±7	
Officers	1	±1	NR	NR	NR		
MALES	1	±1	14	78	8	±9	
Enlisted	1	±1	14	79	8	±10	
E1–E4	1	±1	13	82	5	±15	
E5–E9	0	±1	15	73	12	±12	
Officers	0	±1	NR	NR	NR		
O1–O3	0	±1	NR	NR	NR		
O4–O6	0	±1	NR	NR	NR		
Reserve Unit	1	±1	14	79	7	±10	
AGR/FTS/AR	0	±1	12	NR	NR	±17	
IMA	0	±1	NR	NR	NR		
Non-Hispanic White	1	±1	11	81	8	±11	
Total Minority	1	±1	NR	72	8	±17	
Experienced SH	11	±3	17	74	9	±11	
Experienced GD	9	±4	NR	NR	NR		
Not Experienced SH/GD	0	±1	NR	93	3	±13	
Experienced SA	92	±5	14	78	8	±9	
Not Experienced SA	NA		NA	NA	NA		
National Guard	1	±1	11	83	6	±11	
ARNG	1	±1	11	84	5	±13	
Enlisted	1	±1	11	83	5	±13	
Officers	0	±1	NR	NR	NR		
ANG	0	±1	NR	NR	NR		
Enlisted	0	±1	NR	NR	NR		
Officers	0	±1	NR	NR	NR		
Reserve	0	±1	18	70	12	±17	
USAR	1	±1	NR	NR	14	±17	
Enlisted	1	±1	NR	NR	NR		
Officers	0	±1	NR	NR	NR		
USNR	0	±1	NR	NR	NR		
Enlisted	0	±1	NR	NR	NR		
Officers	0	±1	NR	NR	NR		
USMCR	1	±1	4	NR	NR	±12	
Enlisted	1	±1	NR	NR	NR		
Officers	0	±1	NR	NR	NR		
USAFR	0	±1	NR	NR	NR		
Enlisted	0	±1	NR	NR	NR		
Officers	0	±1	NR	NR	NR		

NR: Not reportable

NA: Not applicable

170. At the time of the event, was/were the person(s) who did this to you...

e. A higher ranked person above your unit leader and in the chain of command?

1. Yes

2. No

3. Do not know

	Percent Responding		Percentages			Max ME	Percentage Reporting Yes
			1	2	3		
TOTAL DOD	1	±1	9	86	5	±4	
National Guard	1	±1	7	89	4	±5	
ARNG	1	±1	7	89	4	±5	
ANG	1	±1	7	90	3	±9	
Reserve	1	±1	12	82	6	±7	
USAR	1	±1	14	78	8	±10	
USNR	1	±1	9	90	1	±8	
USMCR	1	±1	NR	NR	NR		
USAFR	1	±1	8	89	3	±11	
Enlisted	1	±1	9	86	5	±5	
E1-E4	1	±1	5	89	5	±7	
E1-E3	2	±1	3	91	6	±7	
E4	1	±1	7	87	5	±11	
E5-E9	1	±1	15	80	4	±6	
Officers	0	±1	10	86	5	±8	
O1-O3	1	±1	7	88	NR	±11	
O4-O6	0	±1	16	81	NR	±15	
W1-W5	0	±1	NR	95	5	±12	
Reserve Unit	1	±1	9	86	5	±5	
AGR/FTS/AR	1	±1	10	79	12	±14	
IMA	0	±1	NR	NR	NR		
Non-Hispanic White	1	±1	7	88	5	±5	
Total Minority	1	±1	13	83	5	±8	
FEMALES	3	±1	9	88	3	±4	
Enlisted	3	±1	9	88	4	±4	
E1-E4	4	±1	5	89	5	±6	
E5-E9	3	±1	13	86	1	±5	
Officers	2	±1	8	92	0	±5	
O1-O3	2	±1	8	92	NR	±7	
O4-O6	1	±1	11	89	NR	±12	
Reserve Unit	3	±1	8	88	3	±4	
AGR/FTS/AR	2	±1	13	83	4	±7	
IMA	1	±1	NR	NR	NR		
Non-Hispanic White	3	±1	9	87	4	±5	
Total Minority	3	±1	8	89	3	±6	
Experienced SH	13	±2	11	84	4	±5	
Experienced GD	10	±2	17	77	5	±7	
Not Experienced SH/GD	1	±1	0	100	0	±2	
Experienced SA	94	±2	9	88	3	±4	
Not Experienced SA	NA		NA	NA	NA		

Note. Percent responding are Reserve component members who answered the question, who indicated they experienced a sexual assault, including meeting the legal criteria to be considered a sexual assault, and who confirmed the experiences happened within the past 12 months (Q67-Q160).

NR: Not reportable

NA: Not applicable

170e. Continued	Percent Responding		Percentages			Max ME	Percentage Reporting Yes
			1	2	3		
National Guard	3	±1	9	88	3	±5	
ARNG	3	±1	10	87	3	±6	
Enlisted	4	±1	10	87	3	±6	
Officers	2	±1	6	93	1	±10	
ANG	2	±1	7	91	3	±11	
Enlisted	2	±1	NR	92	3	±11	
Officers	1	±1	NR	NR	NR		
Reserve	3	±1	8	89	4	±5	
USAR	3	±1	8	87	5	±7	
Enlisted	4	±1	8	86	6	±8	
Officers	2	±1	7	93	NR	±8	
USNR	3	±1	11	89	NR	±10	
Enlisted	3	±1	11	89	NR	±11	
Officers	1	±1	NR	NR	NR		
USMCR	3	±3	NR	NR	NR		
USAFR	2	±1	3	96	1	±6	
Enlisted	2	±1	3	96	1	±8	
Officers	1	±1	NR	NR	NR		
MALES	1	±1	10	83	7	±9	
Enlisted	1	±1	10	83	7	±9	
E1–E4	1	±1	NR	89	6	±14	
E5–E9	0	±1	18	73	9	±12	
Officers	0	±1	NR	NR	NR		
O1–O3	0	±1	NR	NR	NR		
O4–O6	0	±1	NR	NR	NR		
Reserve Unit	1	±1	10	83	6	±9	
AGR/FTS/AR	0	±1	5	NR	NR	±10	
IMA	0	±1	NR	NR	NR		
Non-Hispanic White	1	±1	5	88	7	±9	
Total Minority	0	±1	NR	71	8	±18	
Experienced SH	10	±3	12	79	8	±11	
Experienced GD	9	±4	NR	NR	NR		
Not Experienced SH/GD	0	±1	NR	94	3	±13	
Experienced SA	91	±5	10	83	7	±9	
Not Experienced SA	NA		NA	NA	NA		
National Guard	1	±1	5	90	5	±9	
ARNG	1	±1	5	90	5	±10	
Enlisted	1	±1	5	90	6	±11	
Officers	0	±1	NR	NR	NR		
ANG	0	±1	NR	NR	NR		
Enlisted	0	±1	NR	NR	NR		
Officers	0	±1	NR	NR	NR		
Reserve	0	±1	18	71	11	±17	
USAR	1	±1	NR	NR	NR		
Enlisted	1	±1	NR	NR	NR		
Officers	0	±1	NR	NR	NR		
USNR	0	±1	NR	NR	NR		
Enlisted	0	±1	NR	NR	NR		
Officers	0	±1	NR	NR	NR		
USMCR	1	±1	NR	NR	NR		
Enlisted	1	±1	NR	NR	NR		
Officers	0	±1	NR	NR	NR		
USAFR	0	±1	NR	NR	NR		
Enlisted	0	±1	NR	NR	NR		
Officers	0	±1	NR	NR	NR		

NR: Not reportable

NA: Not applicable

170. At the time of the event, was/were the person(s) who did this to you...

f. Officers?

1. Yes

2. No




























3. Do not know

	Percent Responding		Percentages			Max ME	Percentage Reporting Yes
			1	2	3		
TOTAL DOD	1	±1	12	82	6	±4	
National Guard	1	±1	8	87	5	±5	
ARNG	1	±1	7	87	6	±6	
ANG	1	±1	12	86	2	±9	
Reserve	1	±1	17	76	7	±7	
USAR	1	±1	21	70	9	±10	
USNR	1	±1	7	92	1	±7	
USMCR	1	±1	4	NR	NR	±9	
USAFR	1	±1	15	82	4	±9	
Enlisted	1	±1	9	85	6	±5	
E1-E4	1	±1	6	88	7	±7	
E1-E3	2	±1	4	91	5	±9	
E4	1	±1	7	85	8	±11	
E5-E9	1	±1	15	80	5	±6	
Officers	0	±1	50	43	7	±8	
O1-O3	1	±1	50	43	7	±13	
O4-O6	0	±1	51	41	NR	±14	
W1-W5	0	±1	NR	NR	4	±10	
Reserve Unit	1	±1	11	83	6	±5	
AGR/FTS/AR	1	±1	21	70	9	±15	
IMA	0	±1	NR	NR	NR		
Non-Hispanic White	1	±1	10	83	7	±5	
Total Minority	1	±1	15	80	5	±8	
FEMALES	3	±1	12	85	3	±3	
Enlisted	3	±1	8	89	3	±4	
E1-E4	4	±1	4	91	5	±6	
E5-E9	3	±1	13	86	1	±4	
Officers	2	±1	52	46	1	±8	
O1-O3	2	±1	53	46	1	±10	
O4-O6	1	±1	56	44	NR	±12	
Reserve Unit	3	±1	11	86	3	±4	
AGR/FTS/AR	2	±1	21	77	1	±7	
IMA	1	±1	NR	NR	NR		
Non-Hispanic White	3	±1	11	86	4	±4	
Total Minority	3	±1	13	84	2	±6	
Experienced SH	13	±2	14	82	4	±4	
Experienced GD	10	±2	18	77	5	±7	
Not Experienced SH/GD	1	±1	4	95	1	±5	
Experienced SA	95	±2	12	85	3	±3	
Not Experienced SA	NA		NA	NA	NA		

Note. Percent responding are Reserve component members who answered the question, who indicated they experienced a sexual assault, including meeting the legal criteria to be considered a sexual assault, and who confirmed the experiences happened within the past 12 months (Q67-Q160).

NR: Not reportable

NA: Not applicable

170f. Continued	Percent Responding		Percentages			Max ME	Percentage Reporting Yes
			1	2	3		
National Guard	3	±1	10	88	2	±4	
ARNG	3	±1	9	89	2	±5	
Enlisted	4	±1	6	92	2	±6	
Officers	2	±1	52	47	1	±13	
ANG	2	±1	13	86	1	±9	
Enlisted	2	±1	8	91	2	±10	
Officers	1	±1	NR	NR	NR		
Reserve	3	±1	14	82	4	±5	
USAR	3	±1	16	78	6	±7	
Enlisted	4	±1	12	82	6	±8	
Officers	2	±1	50	50	NR	±14	
USNR	3	±1	9	91	NR	±8	
Enlisted	3	±1	5	95	NR	±9	
Officers	1	±1	NR	NR	NR		
USMCR	3	±3	NR	NR	NR		
USAFR	2	±1	13	85	2	±8	
Enlisted	2	±1	5	94	1	±8	
Officers	1	±1	NR	31	NR	±18	
MALES	1	±1	12	78	10	±9	
Enlisted	1	±1	11	80	9	±9	
E1-E4	1	±1	NR	84	9	±14	
E5-E9	0	±1	18	72	10	±12	
Officers	0	±1	NR	NR	NR		
O1-O3	0	±1	NR	NR	NR		
O4-O6	0	±1	NR	NR	NR		
Reserve Unit	1	±1	12	79	9	±9	
AGR/FTS/AR	0	±1	NR	NR	NR		
IMA	0	±1	NR	NR	NR		
Non-Hispanic White	1	±1	10	80	10	±10	
Total Minority	1	±1	NR	73	10	±17	
Experienced SH	11	±3	14	75	11	±11	
Experienced GD	9	±4	NR	NR	NR		
Not Experienced SH/GD	0	±1	6	90	5	±12	
Experienced SA	94	±4	12	78	10	±9	
Not Experienced SA	NA		NA	NA	NA		
National Guard	1	±1	6	85	9	±10	
ARNG	1	±1	6	85	10	±11	
Enlisted	1	±1	4	86	9	±12	
Officers	0	±1	NR	NR	NR		
ANG	0	±1	NR	NR	NR		
Enlisted	0	±1	NR	NR	NR		
Officers	0	±1	NR	NR	NR		
Reserve	0	±1	22	66	11	±16	
USAR	1	±1	NR	NR	14	±17	
Enlisted	1	±1	NR	NR	NR		
Officers	0	±1	NR	NR	NR		
USNR	0	±1	NR	NR	NR		
Enlisted	0	±1	NR	NR	NR		
Officers	0	±1	NR	NR	NR		
USMCR	1	±1	4	NR	NR	±12	
Enlisted	1	±1	NR	NR	NR		
Officers	0	±1	NR	NR	NR		
USAFR	0	±1	NR	NR	NR		
Enlisted	0	±1	NR	NR	NR		
Officers	0	±1	NR	NR	NR		

NR: Not reportable

NA: Not applicable

170. At the time of the event, was/were the person(s) who did this to you...

g. Civilian employee(s) or contractor(s) working for the military?

1. Yes

2. No

3. Do not know

	Percent Responding		Percentages			Max ME	Percentage Reporting Yes
			1	2	3		
TOTAL DOD	1	±1	7	86	7	±4	
National Guard	1	±1	7	88	5	±5	
ARNG	1	±1	7	88	5	±6	
ANG	1	±1	10	88	2	±8	
Reserve	1	±1	7	83	9	±8	
USAR	1	±1	9	80	12	±11	
USNR	1	±1	2	95	3	±7	
USMCR	1	±1	3	NR	NR	±6	
USAFR	1	±1	9	87	4	±10	
Enlisted	1	±1	7	86	7	±5	
E1-E4	1	±1	4	88	8	±7	
E1-E3	2	±1	3	93	4	±6	
E4	1	±1	6	83	11	±12	
E5-E9	1	±1	11	84	5	±5	
Officers	0	±1	11	82	7	±9	
O1-O3	1	±1	8	86	6	±12	
O4-O6	0	±1	13	79	NR	±16	
W1-W5	0	±1	NR	NR	4	±10	
Reserve Unit	1	±1	7	86	7	±5	
AGR/FTS/AR	1	±1	8	82	10	±14	
IMA	0	±1	NR	NR	NR		
Non-Hispanic White	1	±1	7	87	7	±5	
Total Minority	1	±1	8	85	7	±9	
FEMALES	3	±1	8	89	3	±3	
Enlisted	3	±1	8	89	3	±4	
E1-E4	4	±1	5	90	5	±6	
E5-E9	3	±1	11	87	1	±4	
Officers	2	±1	7	92	1	±5	
O1-O3	2	±1	6	93	1	±7	
O4-O6	1	±1	6	94	NR	±8	
Reserve Unit	3	±1	7	89	3	±4	
AGR/FTS/AR	2	±1	11	86	3	±6	
IMA	1	±1	NR	NR	NR		
Non-Hispanic White	3	±1	6	90	4	±4	
Total Minority	3	±1	9	89	2	±5	
Experienced SH	13	±2	8	88	4	±4	
Experienced GD	10	±2	11	83	6	±7	
Not Experienced SH/GD	1	±1	4	96	1	±4	
Experienced SA	95	±2	8	89	3	±3	
Not Experienced SA	NA		NA	NA	NA		

Note. Percent responding are Reserve component members who answered the question, who indicated they experienced a sexual assault, including meeting the legal criteria to be considered a sexual assault, and who confirmed the experiences happened within the past 12 months (Q67-Q160).

NR: Not reportable

NA: Not applicable

170g. Continued	Percent Responding		Percentages			Max ME	Percentage Reporting Yes
			1	2	3		
National Guard	3	±1	6	92	2	±4	
ARNG	3	±1	6	92	2	±5	
Enlisted	4	±1	6	92	2	±6	
Officers	2	±1	9	91	1	±11	
ANG	2	±1	8	91	1	±7	
Enlisted	2	±1	8	90	2	±8	
Officers	1	±1	NR	NR	NR		
Reserve	3	±1	9	87	4	±5	
USAR	3	±1	11	83	6	±7	
Enlisted	4	±1	12	82	7	±8	
Officers	2	±1	8	92	NR	±10	
USNR	3	±1	2	98	NR	±4	
Enlisted	3	±1	2	98	NR	±5	
Officers	1	±1	NR	NR	NR		
USMCR	3	±3	NR	NR	NR		
USAFR	2	±1	6	91	3	±6	
Enlisted	2	±1	7	92	2	±6	
Officers	1	±1	3	NR	NR	±8	
MALES	1	±1	7	82	11	±9	
Enlisted	1	±1	6	83	11	±9	
E1–E4	1	±1	3	85	11	±15	
E5–E9	0	±1	11	79	10	±11	
Officers	0	±1	NR	NR	NR		
O1–O3	0	±1	NR	NR	NR		
O4–O6	0	±1	NR	NR	NR		
Reserve Unit	1	±1	7	82	11	±9	
AGR/FTS/AR	0	±1	5	NR	NR	±12	
IMA	0	±1	NR	NR	NR		
Non-Hispanic White	1	±1	7	83	10	±10	
Total Minority	1	±1	6	78	NR	±18	
Experienced SH	10	±3	8	79	13	±11	
Experienced GD	9	±4	6	NR	NR	±10	
Not Experienced SH/GD	0	±1	5	91	5	±12	
Experienced SA	93	±5	7	82	11	±9	
Not Experienced SA	NA		NA	NA	NA		
National Guard	1	±1	8	84	8	±11	
ARNG	1	±1	8	84	8	±12	
Enlisted	1	±1	7	85	8	±12	
Officers	0	±1	NR	NR	NR		
ANG	0	±1	NR	NR	NR		
Enlisted	0	±1	NR	NR	NR		
Officers	0	±1	NR	NR	NR		
Reserve	0	±1	5	78	18	±17	
USAR	1	±1	4	NR	NR	±9	
Enlisted	1	±1	NR	NR	NR		
Officers	0	±1	NR	NR	NR		
USNR	0	±1	NR	NR	NR		
Enlisted	0	±1	NR	NR	NR		
Officers	0	±1	NR	NR	NR		
USMCR	1	±1	NR	NR	NR		
Enlisted	1	±1	NR	NR	NR		
Officers	0	±1	NR	NR	NR		
USAFR	0	±1	NR	NR	NR		
Enlisted	0	±1	NR	NR	NR		
Officers	0	±1	NR	NR	NR		

NR: Not reportable

NA: Not applicable

170. At the time of the event, was/were the person(s) who did this to you...

h. Person(s) in the local community?

1. Yes

2. No




























3. Do not know

	Percent Responding		Percentages			Max ME	Percentage Reporting Yes
			1	2	3		
TOTAL DOD	1	±1	20	74	6	±5	
National Guard	1	±1	16	78	6	±6	
ARNG	1	±1	15	78	7	±7	
ANG	1	±1	24	74	2	±11	
Reserve	1	±1	25	69	6	±7	
USAR	1	±1	24	69	7	±9	
USNR	1	±1	36	61	3	±15	
USMCR	1	±1	NR	NR	NR		
USAFR	1	±1	25	72	4	±11	
Enlisted	1	±1	20	74	6	±5	
E1-E4	1	±1	22	73	6	±7	
E1-E3	2	±1	26	70	4	±11	
E4	1	±1	18	74	7	±10	
E5-E9	1	±1	17	77	6	±6	
Officers	0	±1	25	68	7	±9	
O1-O3	1	±1	19	74	7	±12	
O4-O6	0	±1	28	64	NR	±15	
W1-W5	0	±1	NR	NR	4	±10	
Reserve Unit	1	±1	20	74	6	±5	
AGR/FTS/AR	1	±1	17	74	10	±14	
IMA	0	±1	NR	NR	NR		
Non-Hispanic White	1	±1	17	77	6	±6	
Total Minority	1	±1	25	69	6	±7	
FEMALES	3	±1	23	74	3	±5	
Enlisted	3	±1	23	74	3	±5	
E1-E4	4	±1	27	68	4	±7	
E5-E9	3	±1	16	82	2	±5	
Officers	2	±1	20	78	2	±7	
O1-O3	2	±1	17	82	1	±9	
O4-O6	1	±1	22	76	2	±12	
Reserve Unit	3	±1	23	74	3	±5	
AGR/FTS/AR	2	±1	22	75	3	±8	
IMA	1	±1	NR	NR	NR		
Non-Hispanic White	3	±1	19	78	3	±6	
Total Minority	3	±1	27	70	3	±7	
Experienced SH	13	±2	13	84	4	±5	
Experienced GD	10	±2	11	86	4	±7	
Not Experienced SH/GD	1	±1	54	45	1	±10	
Experienced SA	95	±2	23	74	3	±5	
Not Experienced SA	NA		NA	NA	NA		

Note. Percent responding are Reserve component members who answered the question, who indicated they experienced a sexual assault, including meeting the legal criteria to be considered a sexual assault, and who confirmed the experiences happened within the past 12 months (Q67-Q160).

NR: Not reportable

NA: Not applicable

170h. Continued	Percent Responding		Percentages			Max ME	Percentage Reporting Yes
			1	2	3		
National Guard	3	±1	20	77	3	±6	
ARNG	4	±1	19	78	3	±7	
Enlisted	4	±1	20	77	3	±7	
Officers	2	±1	10	86	4	±11	
ANG	2	±1	24	76	1	±9	
Enlisted	2	±1	23	76	1	±10	
Officers	1	±1	NR	NR	NR		
Reserve	3	±1	26	71	3	±7	
USAR	3	±1	26	70	4	±9	
Enlisted	4	±1	26	70	4	±10	
Officers	2	±1	25	75	NR	±13	
USNR	3	±1	28	72	NR	±17	
Enlisted	3	±1	28	72	NR	±18	
Officers	1	±1	NR	NR	NR		
USMCR	3	±3	NR	NR	NR		
USAFR	2	±1	24	74	2	±10	
Enlisted	2	±1	24	75	2	±12	
Officers	1	±1	NR	NR	NR		
MALES	1	±1	17	73	10	±9	
Enlisted	1	±1	16	75	9	±9	
E1-E4	1	±1	15	78	8	±13	
E5-E9	0	±1	18	70	12	±13	
Officers	0	±1	NR	NR	NR		
O1-O3	0	±1	NR	NR	NR		
O4-O6	0	±1	NR	NR	NR		
Reserve Unit	1	±1	17	73	9	±9	
AGR/FTS/AR	0	±1	NR	NR	NR		
IMA	0	±1	NR	NR	NR		
Non-Hispanic White	1	±1	15	76	9	±11	
Total Minority	0	±1	21	67	12	±16	
Experienced SH	10	±2	12	77	10	±10	
Experienced GD	8	±3	NR	NR	NR		
Not Experienced SH/GD	0	±1	NR	NR	5	±10	
Experienced SA	90	±7	17	73	10	±9	
Not Experienced SA	NA		NA	NA	NA		
National Guard	1	±1	13	78	9	±12	
ARNG	1	±1	11	79	10	±13	
Enlisted	1	±1	11	80	9	±14	
Officers	0	±1	NR	NR	NR		
ANG	0	±1	NR	NR	NR		
Enlisted	0	±1	NR	NR	NR		
Officers	0	±1	NR	NR	NR		
Reserve	0	±1	24	65	11	±14	
USAR	1	±1	NR	NR	NR		
Enlisted	1	±1	NR	NR	NR		
Officers	0	±1	NR	NR	NR		
USNR	0	±1	NR	NR	NR		
Enlisted	0	±1	NR	NR	NR		
Officers	0	±1	NR	NR	NR		
USMCR	1	±1	NR	NR	NR		
Enlisted	1	±1	NR	NR	NR		
Officers	0	±1	NR	NR	NR		
USAFR	0	±1	NR	NR	NR		
Enlisted	0	±1	NR	NR	NR		
Officers	0	±1	NR	NR	NR		

NR: Not reportable

NA: Not applicable

170. At the time of the event, was/were the person(s) who did this to you...

i. A foreign national?

1. Yes

2. No

3. Do not know

	Percent Responding		Percentages			Max ME	Percentage Reporting Yes
			1	2	3		
TOTAL DOD	1	±1	3	92	5	±4	
National Guard	1	±1	2	93	5	±5	
ARNG	1	±1	2	93	5	±6	
ANG	1	±1	2	95	3	±5	
Reserve	1	±1	3	91	6	±5	
USAR	1	±1	4	89	7	±7	
USNR	1	±1	NR	96	4	±7	
USMCR	1	±1	NR	NR	NR		
USAFR	1	±1	NR	93	NR	±13	
Enlisted	1	±1	2	92	5	±4	
E1-E4	1	±1	2	93	5	±6	
E1-E3	2	±1	2	94	4	±6	
E4	1	±1	2	91	7	±10	
E5-E9	1	±1	3	92	5	±5	
Officers	0	±1	5	88	7	±9	
O1-O3	1	±1	1	94	NR	±13	
O4-O6	0	±1	12	77	NR	±16	
W1-W5	0	±1	NR	96	4	±10	
Reserve Unit	1	±1	3	92	5	±4	
AGR/FTS/AR	1	±1	1	90	10	±15	
IMA	0	±1	NR	NR	NR		
Non-Hispanic White	1	±1	2	91	6	±5	
Total Minority	1	±1	3	93	4	±5	
FEMALES	3	±1	2	95	2	±3	
Enlisted	3	±1	2	95	3	±3	
E1-E4	4	±1	2	94	4	±5	
E5-E9	3	±1	2	97	1	±3	
Officers	2	±1	2	97	0	±3	
O1-O3	2	±1	1	99	NR	±5	
O4-O6	1	±1	7	93	NR	±9	
Reserve Unit	3	±1	2	95	2	±3	
AGR/FTS/AR	2	±1	0	98	2	±4	
IMA	1	±1	NR	NR	NR		
Non-Hispanic White	3	±1	2	94	3	±4	
Total Minority	3	±1	2	97	1	±5	
Experienced SH	13	±2	2	96	3	±4	
Experienced GD	9	±2	1	95	3	±6	
Not Experienced SH/GD	1	±1	2	95	2	±6	
Experienced SA	95	±2	2	95	2	±3	
Not Experienced SA	NA		NA	NA	NA		

Note. Percent responding are Reserve component members who answered the question, who indicated they experienced a sexual assault, including meeting the legal criteria to be considered a sexual assault, and who confirmed the experiences happened within the past 12 months (Q67-Q160).

NR: Not reportable

NA: Not applicable

170i. Continued	Percent Responding		Percentages			Max ME	Percentage Reporting Yes
			1	2	3		
National Guard	3	±1	2	96	2	±4	
ARNG	4	±1	2	96	2	±5	
Enlisted	4	±1	3	96	2	±6	
Officers	2	±1	NR	99	1	±3	
ANG	2	±1	1	97	3	±5	
Enlisted	2	±1	NR	97	3	±5	
Officers	1	±1	NR	NR	NR		
Reserve	3	±1	2	95	3	±4	
USAR	3	±1	3	93	4	±6	
Enlisted	4	±1	3	92	5	±7	
Officers	2	±1	4	96	NR	±8	
USNR	3	±1	NR	NR	NR		
Enlisted	3	±1	NR	NR	NR		
Officers	1	±1	NR	NR	NR		
USMCR	3	±3	NR	NR	NR		
USAFR	2	±1	1	99	NR	±2	
Enlisted	2	±1	1	99	NR	±3	
Officers	1	±1	4	96	NR	±10	
MALES	1	±1	3	88	9	±7	
Enlisted	1	±1	3	89	8	±7	
E1–E4	1	±1	2	91	7	±12	
E5–E9	0	±1	5	85	10	±11	
Officers	0	±1	NR	NR	NR		
O1–O3	0	±1	NR	NR	NR		
O4–O6	0	±1	NR	NR	NR		
Reserve Unit	1	±1	3	88	8	±7	
AGR/FTS/AR	0	±1	2	NR	NR	±9	
IMA	0	±1	NR	NR	NR		
Non-Hispanic White	1	±1	2	88	9	±10	
Total Minority	1	±1	5	87	8	±11	
Experienced SH	10	±3	3	87	10	±9	
Experienced GD	9	±4	4	NR	NR	±9	
Not Experienced SH/GD	0	±1	NR	91	6	±12	
Experienced SA	92	±5	3	88	9	±7	
Not Experienced SA	NA		NA	NA	NA		
National Guard	1	±1	2	90	8	±10	
ARNG	1	±1	2	90	8	±11	
Enlisted	1	±1	2	90	8	±12	
Officers	0	±1	NR	NR	NR		
ANG	0	±1	4	93	NR	±12	
Enlisted	0	±1	NR	NR	NR		
Officers	0	±1	NR	NR	NR		
Reserve	0	±1	5	84	11	±12	
USAR	1	±1	5	83	NR	±17	
Enlisted	1	±1	4	NR	NR	±12	
Officers	0	±1	NR	NR	NR		
USNR	0	±1	NR	NR	NR		
Enlisted	0	±1	NR	NR	NR		
Officers	0	±1	NR	NR	NR		
USMCR	1	±1	NR	NR	NR		
Enlisted	1	±1	NR	NR	NR		
Officers	0	±1	NR	NR	NR		
USAFR	0	±1	NR	NR	NR		
Enlisted	0	±1	NR	NR	NR		
Officers	0	±1	NR	NR	NR		

NR: Not reportable

NA: Not applicable

170. At the time of the event, was/were the person(s) who did this to you...

j. Someone you work with in your civilian job or school?

1. Yes

2. No
































3. Do not know

	Percent Responding		Percentages			Max ME	Percentage Reporting Yes
			1	2	3		
TOTAL DOD	1	±1	15	80	5	±5	
National Guard	1	±1	16	79	4	±7	
ARNG	1	±1	17	78	5	±8	
ANG	1	±1	11	87	2	±7	
Reserve	1	±1	14	81	5	±6	
USAR	1	±1	14	79	6	±8	
USNR	1	±1	11	86	3	±12	
USMCR	1	±1	NR	NR	NR		
USAFR	1	±1	13	85	NR	±13	
Enlisted	1	±1	15	80	5	±5	
E1-E4	1	±1	14	81	5	±7	
E1-E3	2	±1	22	75	3	±11	
E4	1	±1	8	86	6	±10	
E5-E9	1	±1	17	78	5	±6	
Officers	0	±1	11	83	5	±8	
O1-O3	1	±1	11	84	NR	±11	
O4-O6	0	±1	13	82	5	±15	
W1-W5	0	±1	NR	NR	4	±10	
Reserve Unit	1	±1	16	80	5	±5	
AGR/FTS/AR	1	±1	5	86	9	±14	
IMA	0	±1	NR	NR	NR		
Non-Hispanic White	1	±1	14	80	6	±6	
Total Minority	1	±1	16	80	4	±7	
FEMALES	3	±1	15	83	1	±4	
Enlisted	3	±1	16	83	2	±5	
E1-E4	4	±1	16	81	2	±7	
E5-E9	3	±1	14	85	0	±4	
Officers	2	±1	12	88	0	±7	
O1-O3	2	±1	12	88	NR	±9	
O4-O6	1	±1	11	89	NR	±12	
Reserve Unit	3	±1	16	83	1	±4	
AGR/FTS/AR	2	±1	8	90	2	±7	
IMA	1	±1	NR	NR	NR		
Non-Hispanic White	3	±1	15	82	2	±5	
Total Minority	3	±1	15	85	0	±7	
Experienced SH	13	±2	15	83	2	±5	
Experienced GD	9	±2	12	86	2	±6	
Not Experienced SH/GD	1	±1	18	82	0	±11	
Experienced SA	95	±2	15	83	1	±4	
Not Experienced SA	NA		NA	NA	NA		

Note. Percent responding are Reserve component members who answered the question, who indicated they experienced a sexual assault, including meeting the legal criteria to be considered a sexual assault, and who confirmed the experiences happened within the past 12 months (Q67-Q160).

NR: Not reportable




































NA: Not applicable

170j. Continued	Percent Responding		Percentages			Max ME	Percentage Reporting Yes
			1	2	3		
National Guard	3	±1	16	83	1	±5	
ARNG	3	±1	17	82	1	±6	
Enlisted	4	±1	18	81	1	±7	
Officers	2	±1	NR	97	1	±9	
ANG	2	±1	12	87	1	±8	
Enlisted	2	±1	12	88	1	±9	
Officers	1	±1	NR	NR	NR		
Reserve	3	±1	14	84	2	±6	
USAR	3	±1	17	80	3	±9	
Enlisted	4	±1	16	81	4	±10	
Officers	2	±1	25	75	NR	±13	
USNR	3	±1	9	91	NR	±14	
Enlisted	3	±1	10	90	NR	±15	
Officers	1	±1	NR	NR	NR		
USMCR	3	±3	NR	NR	NR		
USAFR	2	±1	6	94	NR	±6	
Enlisted	2	±1	7	93	NR	±7	
Officers	1	±1	NR	NR	NR		
MALES	1	±1	15	76	9	±9	
Enlisted	1	±1	15	76	9	±9	
E1-E4	1	±1	12	81	7	±13	
E5-E9	0	±1	20	68	12	±13	
Officers	0	±1	NR	NR	NR		
O1-O3	0	±1	NR	NR	NR		
O4-O6	0	±1	NR	NR	NR		
Reserve Unit	1	±1	16	76	9	±9	
AGR/FTS/AR	0	±1	2	NR	NR	±8	
IMA	0	±1	NR	NR	NR		
Non-Hispanic White	1	±1	13	78	9	±12	
Total Minority	1	±1	18	73	10	±15	
Experienced SH	10	±3	13	77	10	±11	
Experienced GD	9	±4	NR	NR	NR		
Not Experienced SH/GD	0	±1	NR	NR	4	±10	
Experienced SA	93	±5	15	76	9	±9	
Not Experienced SA	NA		NA	NA	NA		
National Guard	1	±1	16	76	9	±13	
ARNG	1	±1	17	74	9	±14	
Enlisted	1	±1	17	73	9	±14	
Officers	0	±1	NR	NR	NR		
ANG	0	±1	9	86	5	±16	
Enlisted	0	±1	8	89	NR	±16	
Officers	0	±1	NR	NR	NR		
Reserve	0	±1	13	76	11	±12	
USAR	1	±1	10	78	NR	±17	
Enlisted	1	±1	9	81	NR	±18	
Officers	0	±1	NR	NR	NR		
USNR	0	±1	NR	NR	NR		
Enlisted	0	±1	NR	NR	NR		
Officers	0	±1	NR	NR	NR		
USMCR	1	±1	NR	NR	NR		
Enlisted	1	±1	NR	NR	NR		
Officers	0	±1	NR	NR	NR		
USAFR	0	±1	NR	NR	NR		
Enlisted	0	±1	NR	NR	NR		
Officers	0	±1	NR	NR	NR		

NR: Not reportable

NA: Not applicable




























170. The person(s) who did this to you was someone in the military. Constructed from Q170a-f.

	Percent Responding		Percentages	Max ME	Percentage Reporting Yes
			Yes		
TOTAL DOD	1	±1	76	±5	
National Guard	1	±1	77	±7	
ARNG	1	±1	78	±7	
ANG	1	±1	74	±10	
Reserve	1	±1	73	±7	
USAR	1	±1	75	±9	
USNR	1	±1	64	±15	
USMCR	1	±1	NR		
USAFR	1	±1	71	±11	
Enlisted	1	±1	76	±5	
E1-E4	1	±1	74	±7	
E1-E3	2	±1	71	±12	
E4	1	±1	77	±9	
E5-E9	1	±1	79	±6	
Officers	0	±1	70	±9	
O1-O3	1	±1	72	±11	
O4-O6	0	±1	67	±15	
W1-W5	0	±1	NR		
Reserve Unit	1	±1	75	±5	
AGR/FTS/AR	1	±1	80	±12	
IMA	0	±1	NR		
Non-Hispanic White	1	±1	78	±6	
Total Minority	1	±1	72	±7	
FEMALES	3	±1	75	±4	
Enlisted	3	±1	75	±5	
E1-E4	4	±1	73	±7	
E5-E9	3	±1	78	±5	
Officers	2	±1	76	±7	
O1-O3	2	±1	78	±10	
O4-O6	1	±1	75	±11	
Reserve Unit	3	±1	75	±5	
AGR/FTS/AR	2	±1	79	±8	
IMA	1	±1	NR		
Non-Hispanic White	3	±1	78	±5	
Total Minority	3	±1	72	±7	
Experienced SH	13	±2	87	±4	
Experienced GD	10	±2	91	±5	
Not Experienced SH/GD	1	±1	41	±10	
Experienced SA	95	±2	75	±4	
Not Experienced SA	NA		NA		

Note. Percent responding are Reserve component members who answered the question, who indicated they experienced a sexual assault, including meeting the legal criteria to be considered a sexual assault, and who confirmed the experiences happened within the past 12 months (Q67-Q160).

NR: Not reportable

NA: Not applicable




































170. Continued	Percent Responding		Percentages	Max ME	Percentage Reporting Yes
			Yes		
National Guard	3	±1	76	±6	
ARNG	4	±1	78	±7	
Enlisted	4	±1	77	±7	
Officers	2	±1	85	±12	
ANG	2	±1	69	±10	
Enlisted	2	±1	68	±11	
Officers	1	±1	NR		
Reserve	3	±1	74	±7	
USAR	3	±1	73	±9	
Enlisted	4	±1	74	±10	
Officers	2	±1	68	±14	
USNR	3	±1	75	±16	
Enlisted	3	±1	75	±17	
Officers	1	±1	NR		
USMCR	3	±3	NR		
USAFR	2	±1	73	±10	
Enlisted	2	±1	72	±11	
Officers	1	±1	NR		
MALES	1	±1	76	±9	
Enlisted	1	±1	77	±10	
E1-E4	1	±1	75	±14	
E5-E9	0	±1	80	±11	
Officers	0	±1	NR		
O1-O3	0	±1	NR		
O4-O6	0	±1	NR		
Reserve Unit	1	±1	76	±10	
AGR/FTS/AR	0	±1	NR		
IMA	0	±1	NR		
Non-Hispanic White	1	±1	78	±11	
Total Minority	1	±1	72	±16	
Experienced SH	11	±3	82	±10	
Experienced GD	9	±4	NR		
Not Experienced SH/GD	0	±1	NR		
Experienced SA	93	±5	76	±9	
Not Experienced SA	NA		NA		
National Guard	1	±1	79	±12	
ARNG	1	±1	78	±14	
Enlisted	1	±1	78	±14	
Officers	0	±1	NR		
ANG	0	±1	NR		
Enlisted	0	±1	NR		
Officers	0	±1	NR		
Reserve	0	±1	72	±14	
USAR	1	±1	NR		
Enlisted	1	±1	NR		
Officers	0	±1	NR		
USNR	0	±1	NR		
Enlisted	0	±1	NR		
Officers	0	±1	NR		
USMCR	1	±1	NR		
Enlisted	1	±1	NR		
Officers	0	±1	NR		
USAFR	0	±1	NR		
Enlisted	0	±1	NR		
Officers	0	±1	NR		

NR: Not reportable

NA: Not applicable

171. Did the unwanted event occur...




























a. At a military installation/ship, armory, Guard or Reserve unit site?

	Percent Responding		Percentages	Max ME	Percentage Reporting Yes
			Yes		
TOTAL DOD	1	±1	57	±5	
National Guard	1	±1	61	±7	
ARNG	1	±1	62	±8	
ANG	1	±1	54	±12	
Reserve	1	±1	52	±7	
USAR	1	±1	55	±9	
USNR	1	±1	46	±13	
USMCR	1	±1	NR		
USAFR	1	±1	45	±11	
Enlisted	1	±1	58	±5	
E1-E4	1	±1	57	±8	
E1-E3	2	±1	47	±12	
E4	1	±1	65	±9	
E5-E9	1	±1	59	±6	
Officers	0	±1	48	±8	
O1-O3	1	±1	46	±11	
O4-O6	0	±1	52	±14	
W1-W5	0	±1	NR		
Reserve Unit	1	±1	57	±5	
AGR/FTS/AR	1	±1	69	±11	
IMA	0	±1	NR		
Non-Hispanic White	1	±1	59	±7	
Total Minority	1	±1	55	±8	
FEMALES	3	±1	49	±5	
Enlisted	3	±1	50	±5	
E1-E4	4	±1	49	±7	
E5-E9	3	±1	50	±6	
Officers	2	±1	46	±8	
O1-O3	2	±1	47	±10	
O4-O6	1	±1	49	±12	
Reserve Unit	3	±1	49	±5	
AGR/FTS/AR	2	±1	53	±9	
IMA	1	±1	NR		
Non-Hispanic White	3	±1	51	±6	
Total Minority	3	±1	47	±7	
Experienced SH	13	±2	60	±5	
Experienced GD	10	±2	68	±7	
Not Experienced SH/GD	1	±1	12	±7	
Experienced SA	95	±2	49	±5	
Not Experienced SA	NA		NA		

Note. Percent responding are Reserve component members who answered the question, who indicated they experienced a sexual assault, including meeting the legal criteria to be considered a sexual assault, and who confirmed the experiences happened within the past 12 months (Q67-Q160). Members were instructed to mark "No" if they had not visited the locations or performed the activities.

NR: Not reportable

NA: Not applicable




































171a. Continued	Percent Responding		Percentages	Max ME	Percentage Reporting Yes
			Yes		
National Guard	3	±1	50	±6	
ARNG	4	±1	52	±7	
Enlisted	4	±1	52	±8	
Officers	2	±1	51	±13	
ANG	2	±1	42	±10	
Enlisted	2	±1	41	±11	
Officers	1	±1	NR		
Reserve	3	±1	48	±7	
USAR	3	±1	50	±8	
Enlisted	4	±1	51	±9	
Officers	2	±1	44	±14	
USNR	3	±1	45	±15	
Enlisted	3	±1	47	±15	
Officers	1	±1	NR		
USMCR	2	±2	NR		
USAFR	2	±1	42	±10	
Enlisted	2	±1	42	±12	
Officers	1	±1	NR		
MALES	1	±1	68	±9	
Enlisted	1	±1	68	±10	
E1–E4	1	±1	66	±14	
E5–E9	0	±1	73	±12	
Officers	0	±1	NR		
O1–O3	0	±1	NR		
O4–O6	0	±1	NR		
Reserve Unit	1	±1	66	±10	
AGR/FTS/AR	0	±1	NR		
IMA	0	±1	NR		
Non-Hispanic White	1	±1	67	±12	
Total Minority	1	±1	68	±16	
Experienced SH	10	±3	74	±11	
Experienced GD	9	±4	NR		
Not Experienced SH/GD	0	±1	NR		
Experienced SA	93	±5	68	±9	
Not Experienced SA	NA		NA		
National Guard	1	±1	73	±13	
ARNG	1	±1	73	±14	
Enlisted	1	±1	73	±14	
Officers	0	±1	NR		
ANG	0	±1	NR		
Enlisted	0	±1	NR		
Officers	0	±1	NR		
Reserve	0	±1	59	±14	
USAR	1	±1	NR		
Enlisted	1	±1	NR		
Officers	0	±1	NR		
USNR	0	±1	NR		
Enlisted	0	±1	NR		
Officers	0	±1	NR		
USMCR	1	±1	NR		
Enlisted	1	±1	NR		
Officers	0	±1	NR		
USAFR	0	±1	NR		
Enlisted	0	±1	NR		
Officers	0	±1	NR		

NR: Not reportable

NA: Not applicable

171. Did the unwanted event occur...




























b. During your National Guard or Reserve duties, including active duty, active duty for training, full-time National Guard or Reserve duty, and performing in active duty training/drills?

	Percent Responding		Percentages	Max ME	Percentage Reporting Yes
			Yes		
TOTAL DOD	1	±1	58	±5	
National Guard	1	±1	61	±7	
ARNG	1	±1	62	±8	
ANG	1	±1	59	±11	
Reserve	1	±1	55	±7	
USAR	1	±1	55	±9	
USNR	1	±1	52	±14	
USMCR	1	±1	NR		
USAFR	1	±1	52	±11	
Enlisted	1	±1	59	±5	
E1-E4	1	±1	57	±8	
E1-E3	2	±1	46	±11	
E4	1	±1	67	±9	
E5-E9	1	±1	62	±6	
Officers	0	±1	48	±8	
O1-O3	1	±1	46	±11	
O4-O6	0	±1	52	±14	
W1-W5	0	±1	NR		
Reserve Unit	1	±1	58	±5	
AGR/FTS/AR	1	±1	65	±11	
IMA	0	±1	NR		
Non-Hispanic White	1	±1	58	±7	
Total Minority	1	±1	58	±8	
FEMALES	3	±1	54	±5	
Enlisted	3	±1	55	±5	
E1-E4	4	±1	53	±7	
E5-E9	3	±1	57	±6	
Officers	2	±1	44	±8	
O1-O3	2	±1	45	±10	
O4-O6	1	±1	45	±12	
Reserve Unit	3	±1	54	±5	
AGR/FTS/AR	2	±1	55	±9	
IMA	1	±1	NR		
Non-Hispanic White	3	±1	55	±6	
Total Minority	3	±1	52	±7	
Experienced SH	13	±2	64	±5	
Experienced GD	10	±2	71	±7	
Not Experienced SH/GD	1	±1	19	±8	
Experienced SA	94	±2	54	±5	
Not Experienced SA	NA		NA		

Note. Percent responding are Reserve component members who answered the question, who indicated they experienced a sexual assault, including meeting the legal criteria to be considered a sexual assault, and who confirmed the experiences happened within the past 12 months (Q67-Q160). Members were instructed to mark "No" if they had not visited the locations or performed the activities.

NR: Not reportable

NA: Not applicable




































171b. Continued	Percent Responding		Percentages	Max ME	Percentage Reporting Yes
			Yes		
National Guard	3	±1	53	±6	
ARNG	4	±1	54	±7	
Enlisted	4	±1	55	±8	
Officers	2	±1	50	±13	
ANG	2	±1	44	±10	
Enlisted	2	±1	44	±11	
Officers	1	±1	NR		
Reserve	3	±1	55	±7	
USAR	3	±1	55	±8	
Enlisted	4	±1	57	±9	
Officers	2	±1	40	±14	
USNR	3	±1	56	±15	
Enlisted	3	±1	58	±16	
Officers	1	±1	NR		
USMCR	2	±2	NR		
USAFR	2	±1	50	±10	
Enlisted	2	±1	50	±12	
Officers	1	±1	NR		
MALES	1	±1	64	±10	
Enlisted	1	±1	64	±10	
E1–E4	1	±1	62	±14	
E5–E9	0	±1	68	±12	
Officers	0	±1	NR		
O1–O3	0	±1	NR		
O4–O6	0	±1	NR		
Reserve Unit	1	±1	64	±10	
AGR/FTS/AR	0	±1	NR		
IMA	0	±1	NR		
Non-Hispanic White	1	±1	62	±12	
Total Minority	1	±1	68	±16	
Experienced SH	10	±3	70	±11	
Experienced GD	9	±4	NR		
Not Experienced SH/GD	0	±1	NR		
Experienced SA	92	±5	64	±10	
Not Experienced SA	NA		NA		
National Guard	1	±1	70	±13	
ARNG	1	±1	69	±14	
Enlisted	1	±1	69	±15	
Officers	0	±1	NR		
ANG	0	±1	NR		
Enlisted	0	±1	NR		
Officers	0	±1	NR		
Reserve	0	±1	55	±14	
USAR	1	±1	NR		
Enlisted	1	±1	NR		
Officers	0	±1	NR		
USNR	0	±1	NR		
Enlisted	0	±1	NR		
Officers	0	±1	NR		
USMCR	1	±1	NR		
Enlisted	1	±1	NR		
Officers	0	±1	NR		
USAFR	0	±1	NR		
Enlisted	0	±1	NR		
Officers	0	±1	NR		

NR: Not reportable

NA: Not applicable

171. Did the unwanted event occur...






























c. While you were on TDY/TAD, at sea, or during field exercises/alerts?

	Percent Responding		Percentages	Max ME	Percentage Reporting Yes
			Yes		
TOTAL DOD	1	±1	23	±5	
National Guard	1	±1	20	±6	
ARNG	1	±1	18	±7	
ANG	1	±1	35	±13	
Reserve	1	±1	26	±7	
USAR	1	±1	29	±10	
USNR	1	±1	15	±11	
USMCR	1	±1	NR		
USAFR	1	±1	26	±11	
Enlisted	1	±1	22	±5	
E1-E4	1	±1	22	±7	
E1-E3	2	±1	16	±10	
E4	1	±1	27	±10	
E5-E9	1	±1	23	±6	
Officers	0	±1	31	±9	
O1-O3	1	±1	28	±11	
O4-O6	0	±1	34	±15	
W1-W5	0	±1	NR		
Reserve Unit	1	±1	23	±5	
AGR/FTS/AR	1	±1	24	±10	
IMA	0	±1	NR		
Non-Hispanic White	1	±1	23	±6	
Total Minority	1	±1	22	±8	
FEMALES	3	±1	20	±4	
Enlisted	3	±1	19	±4	
E1-E4	4	±1	16	±6	
E5-E9	3	±1	24	±5	
Officers	2	±1	25	±7	
O1-O3	2	±1	25	±10	
O4-O6	1	±1	26	±11	
Reserve Unit	3	±1	19	±4	
AGR/FTS/AR	2	±1	23	±8	
IMA	1	±1	NR		
Non-Hispanic White	3	±1	21	±5	
Total Minority	3	±1	18	±6	
Experienced SH	13	±2	23	±5	
Experienced GD	9	±2	24	±7	
Not Experienced SH/GD	1	±1	5	±4	
Experienced SA	94	±2	20	±4	
Not Experienced SA	NA		NA		

Note. Percent responding are Reserve component members who answered the question, who indicated they experienced a sexual assault, including meeting the legal criteria to be considered a sexual assault, and who confirmed the experiences happened within the past 12 months (Q67-Q160). Members were instructed to mark "No" if they had not visited the locations or performed the activities.

NR: Not reportable

NA: Not applicable

171c. Continued	Percent Responding		Percentages	Max ME	Percentage Reporting Yes
			Yes		
National Guard	3	±1	17	±5	
ARNG	4	±1	16	±6	
Enlisted	4	±1	15	±6	
Officers	2	±1	21	±12	
ANG	2	±1	23	±8	
Enlisted	2	±1	20	±9	
Officers	1	±1	NR		
Reserve	3	±1	22	±6	
USAR	3	±1	26	±8	
Enlisted	4	±1	26	±9	
Officers	2	±1	28	±13	
USNR	3	±1	8	±8	
Enlisted	3	±1	8	±8	
Officers	1	±1	NR		
USMCR	2	±2	NR		
USAFR	2	±1	24	±11	
Enlisted	2	±1	25	±12	
Officers	1	±1	13	±14	
MALES	1	±1	27	±9	
Enlisted	1	±1	26	±10	
E1–E4	1	±1	29	±14	
E5–E9	0	±1	21	±12	
Officers	0	±1	NR		
O1–O3	0	±1	NR		
O4–O6	0	±1	NR		
Reserve Unit	1	±1	27	±10	
AGR/FTS/AR	0	±1	NR		
IMA	0	±1	NR		
Non-Hispanic White	1	±1	26	±11	
Total Minority	1	±1	29	±18	
Experienced SH	10	±3	32	±11	
Experienced GD	9	±4	NR		
Not Experienced SH/GD	0	±1	9	±12	
Experienced SA	91	±5	27	±9	
Not Experienced SA	NA		NA		
National Guard	1	±1	24	±12	
ARNG	1	±1	20	±13	
Enlisted	1	±1	19	±14	
Officers	0	±1	NR		
ANG	0	±1	NR		
Enlisted	0	±1	NR		
Officers	0	±1	NR		
Reserve	0	±1	32	±15	
USAR	1	±1	NR		
Enlisted	1	±1	NR		
Officers	0	±1	NR		
USNR	0	±1	NR		
Enlisted	0	±1	NR		
Officers	0	±1	NR		
USMCR	1	±1	NR		
Enlisted	1	±1	NR		
Officers	0	±1	NR		
USAFR	0	±1	NR		
Enlisted	0	±1	NR		
Officers	0	±1	NR		

NR: Not reportable

NA: Not applicable

171. Did the unwanted event occur...

d. While you were deployed to a combat zone or to an area where you drew imminent danger pay or hostile fire pay?

	Percent Responding		Percentages	Max ME	Percentage Reporting Yes
			Yes		
TOTAL DOD	1	±1	7	±4	
National Guard	1	±1	5	±3	
ARNG	1	±1	4	±3	
ANG	1	±1	7	±8	
Reserve	1	±1	10	±7	
USAR	1	±1	10	±10	
USNR	1	±1	5	±7	
USMCR	1	±1	NR		
USAFR	1	±1	11	±12	
Enlisted	1	±1	6	±4	
E1-E4	1	±1	6	±6	
E1-E3	2	±1	2	±5	
E4	1	±1	10	±10	
E5-E9	1	±1	6	±3	
Officers	0	±1	14	±7	
O1-O3	1	±1	14	±10	
O4-O6	0	±1	15	±14	
W1-W5	0	±1	NR		
Reserve Unit	1	±1	7	±4	
AGR/FTS/AR	1	±1	4	±4	
IMA	0	±1	NR		
Non-Hispanic White	1	±1	6	±3	
Total Minority	1	±1	9	±8	
FEMALES	3	±1	7	±3	
Enlisted	3	±1	7	±3	
E1-E4	4	±1	6	±5	
E5-E9	3	±1	7	±4	
Officers	2	±1	14	±8	
O1-O3	2	±1	16	±10	
O4-O6	1	±1	11	±9	
Reserve Unit	3	±1	8	±3	
AGR/FTS/AR	2	±1	7	±5	
IMA	1	±1	NR		
Non-Hispanic White	3	±1	8	±4	
Total Minority	3	±1	7	±4	
Experienced SH	13	±2	9	±4	
Experienced GD	10	±2	12	±5	
Not Experienced SH/GD	1	±1	0	±1	
Experienced SA	95	±2	7	±3	
Not Experienced SA	NA		NA		

Note. Percent responding are Reserve component members who answered the question, who indicated they experienced a sexual assault, including meeting the legal criteria to be considered a sexual assault, and who confirmed the experiences happened within the past 12 months (Q67-Q160). Members were instructed to mark "No" if they had not visited the locations or performed the activities.

NR: Not reportable

NA: Not applicable

171d. Continued	Percent Responding		Percentages	Max ME	Percentage Reporting Yes
			Yes		
National Guard	3	±1	8	±4	
ARNG	4	±1	7	±4	
Enlisted	4	±1	6	±5	
Officers	2	±1	17	±12	
ANG	2	±1	9	±12	
Enlisted	2	±1	10	±14	
Officers	1	±1	4	±10	
Reserve	3	±1	7	±4	
USAR	3	±1	9	±6	
Enlisted	4	±1	8	±6	
Officers	2	±1	15	±16	
USNR	3	±1	4	±5	
Enlisted	3	±1	2	±5	
Officers	1	±1	NR		
USMCR	2	±2	NR		
USAFR	2	±1	6	±10	
Enlisted	2	±1	7	±12	
Officers	1	±1	NR		
MALES	1	±1	6	±8	
Enlisted	1	±1	6	±9	
E1–E4	1	±1	NR		
E5–E9	0	±1	4	±7	
Officers	0	±1	NR		
O1–O3	0	±1	NR		
O4–O6	0	±1	NR		
Reserve Unit	1	±1	6	±9	
AGR/FTS/AR	0	±1	2	±8	
IMA	0	±1	NR		
Non-Hispanic White	1	±1	3	±5	
Total Minority	0	±1	NR		
Experienced SH	10	±3	7	±11	
Experienced GD	9	±4	NR		
Not Experienced SH/GD	0	±1	NR		
Experienced SA	90	±5	6	±8	
Not Experienced SA	NA		NA		
National Guard	1	±1	1	±4	
ARNG	1	±1	1	±6	
Enlisted	1	±1	1	±6	
Officers	0	±1	NR		
ANG	0	±1	4	±9	
Enlisted	0	±1	NR		
Officers	0	±1	NR		
Reserve	0	±1	NR		
USAR	1	±1	NR		
Enlisted	1	±1	NR		
Officers	0	±1	NR		
USNR	0	±1	NR		
Enlisted	0	±1	NR		
Officers	0	±1	NR		
USMCR	1	±1	NR		
Enlisted	1	±1	NR		
Officers	0	±1	NR		
USAFR	0	±1	NR		
Enlisted	0	±1	NR		
Officers	0	±1	NR		

NR: Not reportable

NA: Not applicable

171. Did the unwanted event occur...

e. While you were in a delayed entry program?

	Percent Responding		Percentages	Max ME	Percentage Reporting Yes
			Yes		
TOTAL DOD	1	±1	4	±5	
National Guard	1	±1	1	±2	
ARNG	1	±1	1	±3	
ANG	1	±1	2	±5	
Reserve	1	±1	7	±10	
USAR	1	±1	10	±14	
USNR	1	±1	NR		
USMCR	1	±1	NR		
USAFR	1	±1	NR		
Enlisted	1	±1	4	±5	
E1-E4	1	±1	5	±8	
E1-E3	2	±1	7	±11	
E4	1	±1	NR		
E5-E9	1	±1	1	±3	
Officers	0	±1	3	±7	
O1-O3	1	±1	1	±6	
O4-O6	0	±1	NR		
W1-W5	0	±1	NR		
Reserve Unit	1	±1	4	±5	
AGR/FTS/AR	1	±1	1	±4	
IMA	0	±1	NR		
Non-Hispanic White	1	±1	2	±4	
Total Minority	1	±1	6	±10	
FEMALES	3	±1	1	±2	
Enlisted	3	±1	0	±2	
E1-E4	4	±1	1	±3	
E5-E9	2	±1	0	±0	
Officers	2	±1	1	±5	
O1-O3	2	±1	2	±7	
O4-O6	1	±1	NR		
Reserve Unit	3	±1	1	±2	
AGR/FTS/AR	2	±1	0	±0	
IMA	1	±1	NR		
Non-Hispanic White	3	±1	0	±0	
Total Minority	3	±1	1	±3	
Experienced SH	13	±2	0	±1	
Experienced GD	9	±2	0	±2	
Not Experienced SH/GD	1	±1	1	±7	
Experienced SA	92	±3	1	±2	
Not Experienced SA	NA		NA		

Note. Percent responding are Reserve component members who answered the question, who indicated they experienced a sexual assault, including meeting the legal criteria to be considered a sexual assault, and who confirmed the experiences happened within the past 12 months (Q67-Q160). Members were instructed to mark "No" if they had not visited the locations or performed the activities.

NR: Not reportable

NA: Not applicable

171e. Continued	Percent Responding		Percentages	Max ME	Percentage Reporting Yes
			Yes		
National Guard	3	±1	1	±3	
ARNG	3	±1	1	±4	
Enlisted	4	±1	1	±4	
Officers	2	±1	NR		
ANG	2	±1	NR		
Enlisted	2	±1	NR		
Officers	1	±1	NR		
Reserve	3	±1	0	±1	
USAR	3	±1	0	±2	
Enlisted	4	±1	0	±0	
Officers	2	±1	NR		
USNR	3	±1	NR		
Enlisted	3	±1	NR		
Officers	1	±1	NR		
USMCR	2	±2	NR		
USAFR	2	±1	NR		
Enlisted	2	±1	NR		
Officers	1	±1	NR		
MALES	1	±1	8	±10	
Enlisted	1	±1	7	±10	
E1–E4	1	±1	10	±15	
E5–E9	0	±1	3	±7	
Officers	0	±1	NR		
O1–O3	0	±1	NR		
O4–O6	0	±1	NR		
Reserve Unit	1	±1	8	±10	
AGR/FTS/AR	0	±1	2	±9	
IMA	0	±1	NR		
Non-Hispanic White	1	±1	4	±8	
Total Minority	1	±1	NR		
Experienced SH	10	±3	7	±12	
Experienced GD	9	±4	NR		
Not Experienced SH/GD	0	±1	NR		
Experienced SA	91	±5	8	±10	
Not Experienced SA	NA		NA		
National Guard	1	±1	1	±5	
ARNG	1	±1	1	±6	
Enlisted	1	±1	1	±6	
Officers	0	±1	NR		
ANG	0	±1	2	±8	
Enlisted	0	±1	NR		
Officers	0	±1	NR		
Reserve	0	±1	NR		
USAR	1	±1	NR		
Enlisted	1	±1	NR		
Officers	0	±1	NR		
USNR	0	±1	NR		
Enlisted	0	±1	NR		
Officers	0	±1	NR		
USMCR	1	±1	NR		
Enlisted	1	±1	NR		
Officers	0	±1	NR		
USAFR	0	±1	NR		
Enlisted	0	±1	NR		
Officers	0	±1	NR		

NR: Not reportable

NA: Not applicable

171. Did the unwanted event occur...

f. While you were in recruit training/basic training?

	Percent Responding		Percentages	Max ME	Percentage Reporting Yes
			Yes		
TOTAL DOD	1	±1	7	±4	
National Guard	1	±1	10	±6	
ARNG	1	±1	11	±7	
ANG	1	±1	5	±10	
Reserve	1	±1	3	±3	
USAR	1	±1	4	±4	
USNR	1	±1	NR		
USMCR	1	±1	NR		
USAFR	1	±1	NR		
Enlisted	1	±1	7	±4	
E1-E4	1	±1	10	±6	
E1-E3	2	±1	14	±10	
E4	1	±1	8	±9	
E5-E9	1	±1	2	±3	
Officers	0	±1	4	±7	
O1-O3	1	±1	1	±5	
O4-O6	0	±1	NR		
W1-W5	0	±1	NR		
Reserve Unit	1	±1	8	±4	
AGR/FTS/AR	1	±1	2	±5	
IMA	0	±1	NR		
Non-Hispanic White	1	±1	7	±6	
Total Minority	1	±1	8	±6	
FEMALES	3	±1	5	±3	
Enlisted	3	±1	6	±4	
E1-E4	4	±1	8	±5	
E5-E9	3	±1	2	±4	
Officers	2	±1	1	±4	
O1-O3	2	±1	1	±6	
O4-O6	1	±1	NR		
Reserve Unit	3	±1	6	±4	
AGR/FTS/AR	2	±1	0	±0	
IMA	1	±1	NR		
Non-Hispanic White	3	±1	4	±4	
Total Minority	3	±1	6	±6	
Experienced SH	13	±2	7	±4	
Experienced GD	10	±2	6	±6	
Not Experienced SH/GD	1	±1	0	±0	
Experienced SA	94	±2	5	±3	
Not Experienced SA	NA		NA		

Note. Percent responding are Reserve component members who answered the question, who indicated they experienced a sexual assault, including meeting the legal criteria to be considered a sexual assault, and who confirmed the experiences happened within the past 12 months (Q67-Q160). Members were instructed to mark "No" if they had not visited the locations or performed the activities.

NR: Not reportable

NA: Not applicable

171f. Continued	Percent Responding		Percentages	Max ME	Percentage Reporting Yes
			Yes		
National Guard	3	±1	7	±5	
ARNG	4	±1	8	±6	
Enlisted	4	±1	9	±7	
Officers	2	±1	NR		
ANG	2	±1	0	±0	
Enlisted	2	±1	NR		
Officers	1	±1	NR		
Reserve	3	±1	3	±4	
USAR	3	±1	5	±6	
Enlisted	4	±1	5	±6	
Officers	2	±1	NR		
USNR	3	±1	NR		
Enlisted	3	±1	NR		
Officers	1	±1	NR		
USMCR	2	±2	NR		
USAFR	2	±1	NR		
Enlisted	2	±1	NR		
Officers	1	±1	NR		
MALES	1	±1	10	±8	
Enlisted	1	±1	9	±9	
E1–E4	1	±1	13	±13	
E5–E9	0	±1	3	±7	
Officers	0	±1	NR		
O1–O3	0	±1	NR		
O4–O6	0	±1	NR		
Reserve Unit	1	±1	10	±9	
AGR/FTS/AR	0	±1	4	±11	
IMA	0	±1	NR		
Non-Hispanic White	1	±1	9	±12	
Total Minority	1	±1	11	±13	
Experienced SH	10	±3	11	±10	
Experienced GD	8	±4	NR		
Not Experienced SH/GD	0	±1	6	±13	
Experienced SA	91	±5	10	±8	
Not Experienced SA	NA		NA		
National Guard	1	±1	14	±12	
ARNG	1	±1	14	±14	
Enlisted	1	±1	15	±14	
Officers	0	±1	NR		
ANG	0	±1	NR		
Enlisted	0	±1	NR		
Officers	0	±1	NR		
Reserve	0	±1	3	±6	
USAR	1	±1	3	±10	
Enlisted	1	±1	NR		
Officers	0	±1	NR		
USNR	0	±1	NR		
Enlisted	0	±1	NR		
Officers	0	±1	NR		
USMCR	1	±1	NR		
Enlisted	1	±1	NR		
Officers	0	±1	NR		
USAFR	0	±1	NR		
Enlisted	0	±1	NR		
Officers	0	±1	NR		

NR: Not reportable

NA: Not applicable

171. Did the unwanted event occur...























g. While you were in any type of military combat training?

	Percent Responding		Percentages	Max ME	Percentage Reporting Yes
			Yes		
TOTAL DOD	1	±1	15	±5	
National Guard	1	±1	16	±7	
ARNG	1	±1	18	±8	
ANG	1	±1	1	±4	
Reserve	1	±1	13	±7	
USAR	1	±1	15	±10	
USNR	1	±1	4	±9	
USMCR	1	±1	NR		
USAFR	1	±1	9	±12	
Enlisted	1	±1	15	±5	
E1-E4	1	±1	18	±8	
E1-E3	2	±1	17	±11	
E4	1	±1	19	±11	
E5-E9	1	±1	10	±5	
Officers	0	±1	7	±6	
O1-O3	1	±1	5	±6	
O4-O6	0	±1	12	±15	
W1-W5	0	±1	NR		
Reserve Unit	1	±1	15	±5	
AGR/FTS/AR	1	±1	5	±8	
IMA	0	±1	NR		
Non-Hispanic White	1	±1	15	±6	
Total Minority	1	±1	14	±8	
FEMALES	3	±1	10	±4	
Enlisted	3	±1	11	±4	
E1-E4	4	±1	13	±6	
E5-E9	3	±1	8	±4	
Officers	2	±1	4	±5	
O1-O3	2	±1	5	±7	
O4-O6	1	±1	3	±9	
Reserve Unit	3	±1	11	±4	
AGR/FTS/AR	2	±1	2	±5	
IMA	1	±1	NR		
Non-Hispanic White	3	±1	12	±5	
Total Minority	3	±1	8	±5	
Experienced SH	13	±2	12	±5	
Experienced GD	9	±2	16	±7	
Not Experienced SH/GD	1	±1	NR		
Experienced SA	94	±2	10	±4	
Not Experienced SA	NA		NA		

Note. Percent responding are Reserve component members who answered the question, who indicated they experienced a sexual assault, including meeting the legal criteria to be considered a sexual assault, and who confirmed the experiences happened within the past 12 months (Q67-Q160). Members were instructed to mark "No" if they had not visited the locations or performed the activities.

NR: Not reportable

NA: Not applicable

171g. Continued	Percent Responding		Percentages	Max ME	Percentage Reporting Yes
			Yes		
National Guard	3	±1	10	±5	
ARNG	3	±1	12	±6	
Enlisted	4	±1	13	±6	
Officers	2	±1	2	±7	
ANG	2	±1	0	±0	
Enlisted	2	±1	NR		
Officers	1	±1	NR		
Reserve	3	±1	10	±5	
USAR	3	±1	14	±7	
Enlisted	4	±1	15	±8	
Officers	2	±1	8	±12	
USNR	3	±1	2	±6	
Enlisted	3	±1	1	±7	
Officers	1	±1	NR		
USMCR	2	±2	NR		
USAFR	2	±1	1	±6	
Enlisted	2	±1	1	±7	
Officers	1	±1	NR		
MALES	1	±1	20	±10	
Enlisted	1	±1	20	±10	
E1-E4	1	±1	24	±14	
E5-E9	0	±1	14	±11	
Officers	0	±1	NR		
O1-O3	0	±1	NR		
O4-O6	0	±1	NR		
Reserve Unit	1	±1	21	±10	
AGR/FTS/AR	0	±1	NR		
IMA	0	±1	NR		
Non-Hispanic White	1	±1	18	±11	
Total Minority	1	±1	NR		
Experienced SH	10	±3	24	±12	
Experienced GD	9	±4	NR		
Not Experienced SH/GD	0	±1	NR		
Experienced SA	91	±5	20	±10	
Not Experienced SA	NA		NA		
National Guard	1	±1	23	±13	
ARNG	1	±1	25	±14	
Enlisted	1	±1	26	±14	
Officers	0	±1	NR		
ANG	0	±1	4	±9	
Enlisted	0	±1	NR		
Officers	0	±1	NR		
Reserve	0	±1	16	±17	
USAR	1	±1	NR		
Enlisted	1	±1	NR		
Officers	0	±1	NR		
USNR	0	±1	NR		
Enlisted	0	±1	NR		
Officers	0	±1	NR		
USMCR	0	±1	NR		
Enlisted	1	±1	NR		
Officers	0	±1	NR		
USAFR	0	±1	NR		
Enlisted	0	±1	NR		
Officers	0	±1	NR		

NR: Not reportable

NA: Not applicable

171. Did the unwanted event occur...

h. While you were in Officer Candidate or Training School/Basic or Advanced Officer Course?

	Percent Responding		Percentages	Max ME	Percentage Reporting Yes
			Yes		
TOTAL DOD	1	±1	2	±2	
National Guard	1	±1	1	±2	
ARNG	1	±1	1	±3	
ANG	1	±1	2	±4	
Reserve	1	±1	3	±3	
USAR	1	±1	4	±4	
USNR	1	±1	1	±6	
USMCR	1	±1	1	±4	
USAFR	1	±1	NR		
Enlisted	1	±1	1	±2	
E1-E4	1	±1	1	±2	
E1-E3	2	±1	1	±4	
E4	1	±1	1	±4	
E5-E9	1	±1	2	±4	
Officers	0	±1	10	±7	
O1-O3	1	±1	9	±7	
O4-O6	0	±1	11	±15	
W1-W5	0	±1	NR		
Reserve Unit	1	±1	2	±2	
AGR/FTS/AR	1	±1	2	±5	
IMA	0	±1	NR		
Non-Hispanic White	1	±1	2	±2	
Total Minority	1	±1	3	±3	
FEMALES	3	±1	2	±2	
Enlisted	3	±1	1	±2	
E1-E4	4	±1	1	±3	
E5-E9	3	±1	1	±5	
Officers	2	±1	8	±6	
O1-O3	2	±1	10	±8	
O4-O6	1	±1	3	±9	
Reserve Unit	3	±1	2	±2	
AGR/FTS/AR	2	±1	3	±8	
IMA	1	±1	NR		
Non-Hispanic White	3	±1	2	±3	
Total Minority	3	±1	2	±3	
Experienced SH	13	±2	2	±2	
Experienced GD	9	±2	3	±5	
Not Experienced SH/GD	1	±1	0	±1	
Experienced SA	94	±2	2	±2	
Not Experienced SA	NA		NA		

Note. Percent responding are Reserve component members who answered the question, who indicated they experienced a sexual assault, including meeting the legal criteria to be considered a sexual assault, and who confirmed the experiences happened within the past 12 months (Q67-Q160). Members were instructed to mark "No" if they had not visited the locations or performed the activities.

NR: Not reportable

NA: Not applicable

171h. Continued	Percent Responding		Percentages	Max ME	Percentage Reporting Yes
			Yes		
National Guard	3	±1	1	±2	
ARNG	4	±1	1	±2	
Enlisted	4	±1	0	±3	
Officers	2	±1	NR		
ANG	2	±1	1	±4	
Enlisted	2	±1	NR		
Officers	1	±1	NR		
Reserve	3	±1	3	±3	
USAR	3	±1	4	±5	
Enlisted	4	±1	2	±6	
Officers	2	±1	14	±13	
USNR	3	±1	2	±9	
Enlisted	3	±1	NR		
Officers	1	±1	NR		
USMCR	2	±2	NR		
USAFR	2	±1	NR		
Enlisted	2	±1	NR		
Officers	1	±1	NR		
MALES	1	±1	3	±3	
Enlisted	1	±1	2	±4	
E1–E4	1	±1	2	±5	
E5–E9	0	±1	2	±7	
Officers	0	±1	NR		
O1–O3	0	±1	NR		
O4–O6	0	±1	NR		
Reserve Unit	1	±1	3	±4	
AGR/FTS/AR	0	±1	2	±8	
IMA	0	±1	NR		
Non-Hispanic White	1	±1	2	±4	
Total Minority	1	±1	4	±7	
Experienced SH	10	±3	2	±4	
Experienced GD	8	±4	2	±8	
Not Experienced SH/GD	0	±1	NR		
Experienced SA	90	±6	3	±3	
Not Experienced SA	NA		NA		
National Guard	1	±1	2	±4	
ARNG	1	±1	2	±5	
Enlisted	1	±1	1	±6	
Officers	0	±1	NR		
ANG	0	±1	4	±9	
Enlisted	0	±1	NR		
Officers	0	±1	NR		
Reserve	0	±1	4	±7	
USAR	1	±1	3	±10	
Enlisted	1	±1	NR		
Officers	0	±1	NR		
USNR	0	±1	NR		
Enlisted	0	±1	NR		
Officers	0	±1	NR		
USMCR	1	±1	NR		
Enlisted	1	±1	NR		
Officers	0	±1	NR		
USAFR	0	±1	NR		
Enlisted	0	±1	NR		
Officers	0	±1	NR		

NR: Not reportable

NA: Not applicable

171. Did the unwanted event occur...

- i. While you were completing military occupational specialty school/technical training/advanced individual training/professional military education?

	Percent Responding		Percentages	Max ME	Percentage Reporting Yes
			Yes		
TOTAL DOD	1	±1	12	±4	
National Guard	1	±1	11	±5	
ARNG	1	±1	10	±6	
ANG	1	±1	16	±15	
Reserve	1	±1	14	±7	
USAR	1	±1	15	±10	
USNR	1	±1	7	±11	
USMCR	1	±1	NR		
USAFR	1	±1	15	±11	
Enlisted	1	±1	12	±5	
E1-E4	1	±1	16	±7	
E1-E3	2	±1	18	±9	
E4	1	±1	14	±10	
E5-E9	1	±1	7	±4	
Officers	0	±1	9	±7	
O1-O3	1	±1	7	±7	
O4-O6	0	±1	10	±15	
W1-W5	0	±1	NR		
Reserve Unit	1	±1	13	±4	
AGR/FTS/AR	1	±1	7	±8	
IMA	0	±1	NR		
Non-Hispanic White	1	±1	12	±5	
Total Minority	1	±1	13	±8	
FEMALES	3	±1	12	±4	
Enlisted	3	±1	13	±4	
E1-E4	4	±1	16	±6	
E5-E9	3	±1	8	±4	
Officers	2	±1	7	±5	
O1-O3	2	±1	8	±7	
O4-O6	1	±1	5	±7	
Reserve Unit	3	±1	13	±4	
AGR/FTS/AR	2	±1	6	±7	
IMA	1	±1	NR		
Non-Hispanic White	3	±1	13	±5	
Total Minority	3	±1	11	±6	
Experienced SH	13	±2	15	±5	
Experienced GD	9	±2	17	±8	
Not Experienced SH/GD	1	±1	4	±5	
Experienced SA	94	±2	12	±4	
Not Experienced SA	NA		NA		

Note. Percent responding are Reserve component members who answered the question, who indicated they experienced a sexual assault, including meeting the legal criteria to be considered a sexual assault, and who confirmed the experiences happened within the past 12 months (Q67-Q160). Members were instructed to mark "No" if they had not visited the locations or performed the activities.

NR: Not reportable




































NA: Not applicable

171i. Continued	Percent Responding		Percentages	Max ME	Percentage Reporting Yes
			Yes		
National Guard	3	±1	10	±5	
ARNG	4	±1	10	±6	
Enlisted	4	±1	10	±6	
Officers	2	±1	8	±12	
ANG	2	±1	11	±10	
Enlisted	2	±1	12	±11	
Officers	1	±1	NR		
Reserve	3	±1	14	±6	
USAR	3	±1	16	±8	
Enlisted	4	±1	18	±9	
Officers	2	±1	5	±9	
USNR	3	±1	8	±13	
Enlisted	3	±1	8	±15	
Officers	1	±1	NR		
USMCR	2	±2	NR		
USAFR	2	±1	14	±9	
Enlisted	2	±1	16	±10	
Officers	1	±1	4	±10	
MALES	1	±1	12	±9	
Enlisted	1	±1	12	±9	
E1-E4	1	±1	15	±14	
E5-E9	0	±1	6	±7	
Officers	0	±1	NR		
O1-O3	0	±1	NR		
O4-O6	0	±1	NR		
Reserve Unit	1	±1	12	±9	
AGR/FTS/AR	0	±1	NR		
IMA	0	±1	NR		
Non-Hispanic White	1	±1	10	±8	
Total Minority	1	±1	NR		
Experienced SH	10	±3	14	±11	
Experienced GD	9	±4	NR		
Not Experienced SH/GD	0	±1	NR		
Experienced SA	91	±5	12	±9	
Not Experienced SA	NA		NA		
National Guard	1	±1	11	±10	
ARNG	1	±1	9	±11	
Enlisted	1	±1	9	±11	
Officers	0	±1	NR		
ANG	0	±1	NR		
Enlisted	0	±1	NR		
Officers	0	±1	NR		
Reserve	0	±1	NR		
USAR	1	±1	NR		
Enlisted	1	±1	NR		
Officers	0	±1	NR		
USNR	0	±1	NR		
Enlisted	0	±1	NR		
Officers	0	±1	NR		
USMCR	0	±1	NR		
Enlisted	1	±1	NR		
Officers	0	±1	NR		
USAFR	0	±1	NR		
Enlisted	0	±1	NR		
Officers	0	±1	NR		

NR: Not reportable

NA: Not applicable





























171. The unwanted event occurred in a military location/while on duty status. Constructed from Q171a-i.

	Percent Responding		Percentages	Max ME	Percentage Reporting Yes
			Yes		
TOTAL DOD	1	±1	73	±5	
National Guard	1	±1	75	±6	
ARNG	1	±1	75	±7	
ANG	1	±1	75	±10	
Reserve	1	±1	70	±6	
USAR	1	±1	73	±8	
USNR	1	±1	61	±15	
USMCR	1	±1	NR		
USAFR	1	±1	65	±11	
Enlisted	1	±1	73	±5	
E1-E4	1	±1	73	±7	
E1-E3	2	±1	68	±11	
E4	1	±1	77	±8	
E5-E9	1	±1	75	±6	
Officers	0	±1	66	±8	
O1-O3	1	±1	65	±11	
O4-O6	0	±1	70	±14	
W1-W5	0	±1	NR		
Reserve Unit	1	±1	72	±5	
AGR/FTS/AR	1	±1	83	±11	
IMA	0	±1	NR		
Non-Hispanic White	1	±1	74	±6	
Total Minority	1	±1	71	±7	
FEMALES	3	±1	69	±5	
Enlisted	3	±1	69	±5	
E1-E4	4	±1	67	±7	
E5-E9	3	±1	73	±5	
Officers	2	±1	63	±8	
O1-O3	2	±1	65	±10	
O4-O6	1	±1	66	±12	
Reserve Unit	3	±1	68	±5	
AGR/FTS/AR	2	±1	77	±8	
IMA	1	±1	NR		
Non-Hispanic White	3	±1	71	±6	
Total Minority	3	±1	67	±7	
Experienced SH	13	±2	81	±5	
Experienced GD	10	±2	84	±7	
Not Experienced SH/GD	1	±1	28	±9	
Experienced SA	94	±2	69	±5	
Not Experienced SA	NA		NA		

Note. Percent responding are Reserve component members who answered the question, who indicated they experienced a sexual assault, including meeting the legal criteria to be considered a sexual assault, and who confirmed the experiences happened within the past 12 months (Q67-Q160). Members were instructed to mark "No" if they had not visited the locations or performed the activities.

NR: Not reportable

NA: Not applicable

171. Continued	Percent Responding		Percentages	Max ME	Percentage Reporting Yes
			Yes		
National Guard	3	±1	69	±6	
ARNG	4	±1	70	±7	
Enlisted	4	±1	70	±8	
Officers	2	±1	67	±14	
ANG	2	±1	66	±10	
Enlisted	2	±1	65	±11	
Officers	1	±1	NR		
Reserve	3	±1	68	±7	
USAR	3	±1	70	±9	
Enlisted	4	±1	71	±10	
Officers	2	±1	62	±14	
USNR	3	±1	64	±16	
Enlisted	3	±1	66	±17	
Officers	1	±1	NR		
USMCR	2	±2	NR		
USAFR	2	±1	64	±11	
Enlisted	2	±1	67	±12	
Officers	1	±1	NR		
MALES	1	±1	78	±9	
Enlisted	1	±1	78	±9	
E1-E4	1	±1	79	±13	
E5-E9	0	±1	77	±12	
Officers	0	±1	NR		
O1-O3	0	±1	NR		
O4-O6	0	±1	NR		
Reserve Unit	1	±1	78	±9	
AGR/FTS/AR	0	±1	NR		
IMA	0	±1	NR		
Non-Hispanic White	1	±1	77	±11	
Total Minority	1	±1	80	±15	
Experienced SH	10	±3	83	±10	
Experienced GD	8	±4	NR		
Not Experienced SH/GD	0	±1	NR		
Experienced SA	91	±6	78	±9	
Not Experienced SA	NA		NA		
National Guard	1	±1	82	±12	
ARNG	1	±1	81	±14	
Enlisted	1	±1	81	±14	
Officers	0	±1	NR		
ANG	0	±1	NR		
Enlisted	0	±1	NR		
Officers	0	±1	NR		
Reserve	0	±1	72	±13	
USAR	1	±1	79	±18	
Enlisted	1	±1	NR		
Officers	0	±1	NR		
USNR	0	±1	NR		
Enlisted	0	±1	NR		
Officers	0	±1	NR		
USMCR	1	±1	NR		
Enlisted	1	±1	NR		
Officers	0	±1	NR		
USAFR	0	±1	NR		
Enlisted	0	±1	NR		
Officers	0	±1	NR		

NR: Not reportable

NA: Not applicable

172. Which of the following best describe the situation when this unwanted event occurred?

- a. You were out with friends or at a party b. You were on a date c. You were being intimate with the other person
- d. You were at work e. You were alone in a public place f. You were in your home or quarters
- g. You were in someone else's home or quarters h. You were at a military function i. You were in temporary lodging/hotel
- j. None of the above k. Do not recall

	Percent Responding		Percentages											Max ME
			a	b	c	d	e	f	g	h	i	j	k	
TOTAL DOD	1	±1	26	6	5	38	17	18	18	23	16	8	3	±5
National Guard	1	±1	29	5	5	38	14	16	13	25	14	10	4	±7
ARNG	1	±1	26	4	5	37	15	16	14	26	13	11	5	±8
ANG	1	±1	47	7	7	40	11	17	9	17	18	1	2	±12
Reserve	1	±1	22	7	5	38	20	20	24	22	19	6	2	±7
USAR	1	±1	19	5	4	40	22	20	23	26	18	6	3	±10
USNR	1	±1	28	13	6	32	16	22	30	12	21	3	2	±15
USMCR	1	±1	NR	NR	NR	NR	NR	NR	NR	NR	NR	NR	NR	
USAFR	1	±1	35	9	8	30	21	18	22	14	18	7	NR	±12
Enlisted	1	±1	25	5	5	38	17	17	18	24	16	8	4	±6
E1-E4	1	±1	25	6	5	35	15	17	19	26	15	9	4	±8
E1-E3	2	±1	32	7	4	28	17	17	21	24	16	7	4	±12
E4	1	±1	19	5	6	40	14	17	17	27	14	10	4	±11
E5-E9	1	±1	26	5	5	44	19	17	16	21	18	6	3	±6
Officers	0	±1	34	8	7	32	15	26	19	18	16	6	3	±9
O1-O3	1	±1	33	7	3	23	8	26	22	21	15	6	3	±11
O4-O6	0	±1	35	10	15	42	22	29	15	18	19	8	3	±16
W1-W5	0	±1	NR	NR	NR	NR	NR	NR	NR	NR	NR	NR	NR	
Reserve Unit	1	±1	26	6	5	37	17	18	19	24	16	8	3	±6
AGR/FTS/AR	1	±1	25	4	4	47	14	18	8	23	10	4	NR	±12
IMA	0	±1	NR	NR	NR	NR	NR	NR	NR	NR	NR	NR	NR	
Non-Hispanic White	1	±1	27	5	5	35	14	18	16	26	18	7	4	±7
Total Minority	1	±1	24	7	5	42	21	18	20	20	13	8	3	±8
FEMALES	3	±1	28	7	5	29	18	21	21	20	18	7	2	±4
Enlisted	3	±1	27	7	5	30	19	21	22	20	18	7	2	±5
E1-E4	4	±1	27	9	6	26	20	23	24	21	18	8	2	±7
E5-E9	3	±1	27	4	4	36	18	17	18	18	18	5	1	±5
Officers	2	±1	32	6	5	26	11	24	19	17	14	4	3	±8
O1-O3	2	±1	31	8	4	19	10	25	21	20	14	4	3	±11
O4-O6	1	±1	35	2	11	41	15	26	12	14	15	6	2	±12
Reserve Unit	3	±1	28	7	5	29	19	21	22	20	18	7	2	±5
AGR/FTS/AR	2	±1	29	2	3	39	12	20	13	22	15	5	3	±9
IMA	1	±1	NR	NR	NR	NR	NR	NR	NR	NR	NR	NR	NR	
Non-Hispanic White	3	±1	29	6	6	30	17	20	22	22	21	5	2	±6
Total Minority	3	±1	26	8	4	29	20	22	21	17	14	8	1	±7
Experienced SH	13	±2	26	6	6	37	20	20	21	25	22	5	2	±5
Experienced GD	10	±2	22	4	4	44	23	22	16	31	22	6	2	±8
Not Experienced SH/GD	1	±1	36	8	4	9	15	22	22	2	6	10	2	±12
Experienced SA	96	±2	28	7	5	29	18	21	21	20	18	7	2	±4
Not Experienced SA	NA		NA	NA	NA	NA	NA	NA	NA	NA	NA	NA	NA	

Note. Percent responding are Reserve component members who answered the question, who indicated they experienced a sexual assault, including meeting the legal criteria to be considered a sexual assault, and who confirmed the experiences happened within the past 12 months (Q67-Q160). Members were allowed to mark more than one option, and therefore, the sum of subitems does not equal 100%.

NR: Not reportable

NA: Not applicable

2015 Workplace and Gender Relations Survey of Reserve Component Members




































172. Continued	Percent Responding		Percentages											Max ME
			a	b	c	d	e	f	g	h	i	j	k	
National Guard	3	±1	30	7	6	25	16	19	20	23	15	8	1	±6
ARNG	4	±1	28	7	6	24	16	18	21	25	14	9	1	±7
Enlisted	4	±1	28	7	6	24	17	19	21	25	14	9	1	±8
Officers	2	±1	32	10	2	26	11	15	22	24	14	NR	NR	±14
ANG	2	±1	40	4	7	31	11	25	13	15	18	2	2	±11
Enlisted	2	±1	39	5	7	30	11	26	12	12	17	2	1	±12
Officers	1	±1	NR	NR	NR	NR	NR	NR	NR	NR	NR	NR	5	±12
Reserve	3	±1	25	7	4	34	21	23	23	16	21	6	3	±7
USAR	3	±1	23	6	3	38	21	23	22	18	20	6	3	±9
Enlisted	4	±1	21	5	3	40	22	23	23	19	21	6	3	±10
Officers	2	±1	33	6	7	21	12	31	20	12	12	4	5	±16
USNR	3	±1	28	13	NR	25	19	23	25	13	23	4	3	±17
Enlisted	3	±1	29	NR	NR	27	20	21	26	13	24	3	3	±18
Officers	1	±1	NR	NR	NR	NR	NR	NR	NR	NR	NR	NR	NR	
USMCR	2	±2	NR	NR	NR	NR	NR	NR	NR	NR	NR	NR	NR	
USAFR	2	±1	33	5	8	22	19	20	22	10	22	7	NR	±10
Enlisted	2	±1	34	5	8	20	20	19	24	11	23	7	NR	±12
Officers	1	±1	26	NR	NR	NR	NR	26	NR	NR	12	4	NR	±18
MALES	1	±1	23	4	5	49	15	14	13	28	13	9	6	±10
Enlisted	1	±1	23	4	5	49	14	13	13	29	13	9	6	±10
E1-E4	1	±1	22	2	4	46	10	11	12	31	11	11	6	±15
E5-E9	0	±1	23	5	7	54	21	17	14	25	17	7	6	±14
Officers	0	±1	NR	NR	NR	NR	NR	NR	NR	NR	NR	NR	NR	
O1-O3	0	±1	NR	NR	NR	NR	NR	NR	NR	NR	NR	NR	NR	
O4-O6	0	±1	NR	NR	NR	NR	NR	NR	NR	NR	NR	NR	NR	
Reserve Unit	1	±1	24	4	5	48	15	14	14	29	14	10	6	±10
AGR/FTS/AR	0	±1	NR	NR	4	NR	NR	NR	2	NR	4	NR	NR	±11
IMA	0	±1	NR	NR	NR	NR	NR	NR	NR	NR	NR	NR	NR	
Non-Hispanic White	1	±1	25	3	5	41	10	15	10	30	15	10	6	±12
Total Minority	1	±1	20	5	7	64	NR	11	20	26	10	9	6	±18
Experienced SH	10	±3	23	3	4	53	16	12	11	31	14	11	7	±11
Experienced GD	9	±4	NR	3	2	NR	NR	10	NR	NR	16	NR	NR	±16
Not Experienced SH/GD	0	±1	NR	8	11	NR	NR	NR	NR	NR	11	6	1	±15
Experienced SA	91	±5	23	4	5	49	15	14	13	28	13	9	6	±10
Not Experienced SA	NA		NA	NA	NA	NA	NA	NA	NA	NA	NA	NA	NA	
National Guard	1	±1	27	3	4	51	13	13	6	26	13	12	8	±13
ARNG	1	±1	23	2	4	50	13	14	6	27	12	13	9	±14
Enlisted	1	±1	23	2	4	51	13	13	5	27	12	13	9	±14
Officers	0	±1	NR	NR	NR	NR	NR	NR	NR	NR	NR	NR	NR	
ANG	0	±1	NR	NR	6	NR	NR	6	4	NR	NR	NR	2	±11
Enlisted	0	±1	NR	NR	NR	NR	NR	NR	NR	NR	NR	NR	NR	
Officers	0	±1	NR	NR	NR	NR	NR	NR	NR	NR	NR	NR	NR	
Reserve	0	±1	17	6	8	46	18	15	25	32	14	6	2	±17
USAR	1	±1	13	3	6	NR	NR	14	NR	NR	14	6	NR	±17
Enlisted	1	±1	NR	NR	5	NR	NR	13	NR	NR	13	NR	NR	±16
Officers	0	±1	NR	NR	NR	NR	NR	NR	NR	NR	NR	NR	NR	
USNR	0	±1	NR	NR	NR	NR	NR	NR	NR	NR	NR	NR	NR	
Enlisted	0	±1	NR	NR	NR	NR	NR	NR	NR	NR	NR	NR	NR	
Officers	0	±1	NR	NR	NR	NR	NR	NR	NR	NR	NR	NR	NR	
USMCR	0	±1	NR	NR	NR	NR	NR	NR	NR	NR	NR	NR	NR	
Enlisted	1	±1	NR	NR	NR	NR	NR	NR	NR	NR	NR	NR	NR	
Officers	0	±1	NR	NR	NR	NR	NR	NR	NR	NR	NR	NR	NR	
USAFR	0	±1	NR	NR	NR	NR	NR	NR	NR	NR	NR	NR	NR	
Enlisted	0	±1	NR	NR	NR	NR	NR	NR	NR	NR	NR	NR	NR	
Officers	0	±1	NR	NR	NR	NR	NR	NR	NR	NR	NR	NR	NR	

NR: Not reportable

NA: Not applicable

173. Would you describe this unwanted event as...

a. Hazing? Hazing refers to things done to humiliate or "toughen up" people prior to accepting them into a group.

	Percent Responding		Percentages	Max ME	Percentage Reporting Yes
			Yes		
TOTAL DOD	1	±1	18	±5	
National Guard	1	±1	19	±7	
ARNG	1	±1	20	±8	
ANG	1	±1	14	±10	
Reserve	1	±1	17	±8	
USAR	1	±1	20	±11	
USNR	1	±1	7	±10	
USMCR	1	±1	NR		
USAFR	1	±1	11	±13	
Enlisted	1	±1	19	±6	
E1-E4	1	±1	19	±8	
E1-E3	2	±1	19	±13	
E4	1	±1	20	±11	
E5-E9	1	±1	17	±6	
Officers	0	±1	9	±8	
O1-O3	1	±1	7	±12	
O4-O6	0	±1	12	±15	
W1-W5	0	±1	NR		
Reserve Unit	1	±1	18	±6	
AGR/FTS/AR	1	±1	12	±10	
IMA	0	±1	NR		
Non-Hispanic White	1	±1	18	±7	
Total Minority	1	±1	17	±8	
FEMALES	3	±1	5	±3	
Enlisted	3	±1	6	±3	
E1-E4	4	±1	6	±5	
E5-E9	3	±1	5	±4	
Officers	2	±1	4	±5	
O1-O3	2	±1	4	±6	
O4-O6	1	±1	2	±6	
Reserve Unit	3	±1	6	±3	
AGR/FTS/AR	2	±1	4	±4	
IMA	1	±1	NR		
Non-Hispanic White	3	±1	4	±3	
Total Minority	3	±1	8	±6	
Experienced SH	13	±2	7	±4	
Experienced GD	9	±2	11	±7	
Not Experienced SH/GD	1	±1	3	±7	
Experienced SA	94	±3	5	±3	
Not Experienced SA	NA		NA		

Note. Percent responding are Reserve component members who answered the question, who indicated they experienced a sexual assault, including meeting the legal criteria to be considered a sexual assault, and who confirmed the experiences happened within the past 12 months (Q67-Q160).

NR: Not reportable

NA: Not applicable




































173a. Continued	Percent Responding		Percentages	Max ME	Percentage Reporting Yes
			Yes		
National Guard	3	±1	6	±4	
ARNG	3	±1	6	±5	
Enlisted	4	±1	6	±5	
Officers	2	±1	5	±12	
ANG	2	±1	5	±6	
Enlisted	2	±1	5	±7	
Officers	1	±1	NR		
Reserve	3	±1	5	±5	
USAR	3	±1	7	±6	
Enlisted	4	±1	7	±7	
Officers	2	±1	4	±10	
USNR	3	±1	NR		
Enlisted	3	±1	NR		
Officers	1	±1	NR		
USMCR	2	±2	NR		
USAFR	2	±1	1	±6	
Enlisted	2	±1	2	±6	
Officers	1	±1	NR		
MALES	1	±1	34	±10	
Enlisted	1	±1	34	±10	
E1–E4	1	±1	34	±14	
E5–E9	0	±1	34	±13	
Officers	0	±1	NR		
O1–O3	0	±1	NR		
O4–O6	0	±1	NR		
Reserve Unit	1	±1	35	±10	
AGR/FTS/AR	0	±1	NR		
IMA	0	±1	NR		
Non-Hispanic White	1	±1	34	±12	
Total Minority	1	±1	34	±17	
Experienced SH	10	±3	40	±11	
Experienced GD	9	±4	NR		
Not Experienced SH/GD	0	±1	NR		
Experienced SA	92	±5	34	±10	
Not Experienced SA	NA		NA		
National Guard	1	±1	33	±13	
ARNG	1	±1	33	±14	
Enlisted	1	±1	35	±14	
Officers	0	±1	NR		
ANG	0	±1	NR		
Enlisted	0	±1	NR		
Officers	0	±1	NR		
Reserve	0	±1	35	±15	
USAR	1	±1	NR		
Enlisted	1	±1	NR		
Officers	0	±1	NR		
USNR	0	±1	NR		
Enlisted	0	±1	NR		
Officers	0	±1	NR		
USMCR	0	±1	NR		
Enlisted	1	±1	NR		
Officers	0	±1	NR		
USAFR	0	±1	NR		
Enlisted	0	±1	NR		
Officers	0	±1	NR		

NR: Not reportable

NA: Not applicable

173. Would you describe this unwanted event as...

b. Bullying? Bullying refers to repeated verbally or physically abusive behaviors that are threatening, humiliating, or intimidating.

	Percent Responding		Percentages	Max ME	Percentage Reporting Yes
			Yes		
TOTAL DOD	1	±1	28	±5	
National Guard	1	±1	27	±7	
ARNG	1	±1	29	±8	
ANG	1	±1	19	±10	
Reserve	1	±1	28	±8	
USAR	1	±1	31	±10	
USNR	1	±1	14	±11	
USMCR	1	±1	NR		
USAFR	1	±1	20	±12	
Enlisted	1	±1	28	±6	
E1-E4	1	±1	30	±8	
E1-E3	2	±1	29	±12	
E4	1	±1	30	±11	
E5-E9	1	±1	26	±6	
Officers	0	±1	21	±8	
O1-O3	1	±1	22	±11	
O4-O6	0	±1	20	±15	
W1-W5	0	±1	NR		
Reserve Unit	1	±1	28	±6	
AGR/FTS/AR	1	±1	21	±9	
IMA	0	±1	NR		
Non-Hispanic White	1	±1	29	±7	
Total Minority	1	±1	26	±8	
FEMALES	3	±1	19	±4	
Enlisted	3	±1	19	±4	
E1-E4	4	±1	19	±6	
E5-E9	3	±1	20	±5	
Officers	2	±1	16	±7	
O1-O3	2	±1	17	±9	
O4-O6	1	±1	11	±9	
Reserve Unit	3	±1	19	±4	
AGR/FTS/AR	2	±1	21	±7	
IMA	1	±1	NR		
Non-Hispanic White	3	±1	19	±5	
Total Minority	3	±1	18	±6	
Experienced SH	13	±2	22	±5	
Experienced GD	9	±2	32	±7	
Not Experienced SH/GD	1	±1	12	±8	
Experienced SA	95	±2	19	±4	
Not Experienced SA	NA		NA		

Note. Percent responding are Reserve component members who answered the question, who indicated they experienced a sexual assault, including meeting the legal criteria to be considered a sexual assault, and who confirmed the experiences happened within the past 12 months (Q67-Q160).

NR: Not reportable

NA: Not applicable




































173b. Continued	Percent Responding		Percentages	Max ME	Percentage Reporting Yes
			Yes		
National Guard	3	±1	21	±6	
ARNG	4	±1	21	±6	
Enlisted	4	±1	21	±7	
Officers	2	±1	25	±13	
ANG	2	±1	17	±8	
Enlisted	2	±1	19	±9	
Officers	1	±1	NR		
Reserve	3	±1	17	±6	
USAR	3	±1	20	±7	
Enlisted	4	±1	20	±8	
Officers	2	±1	16	±12	
USNR	3	±1	13	±13	
Enlisted	3	±1	14	±14	
Officers	1	±1	NR		
USMCR	2	±2	NR		
USAFR	2	±1	8	±6	
Enlisted	2	±1	7	±7	
Officers	1	±1	NR		
MALES	1	±1	39	±10	
Enlisted	1	±1	39	±10	
E1-E4	1	±1	42	±14	
E5-E9	0	±1	35	±13	
Officers	0	±1	NR		
O1-O3	0	±1	NR		
O4-O6	0	±1	NR		
Reserve Unit	1	±1	40	±10	
AGR/FTS/AR	0	±1	NR		
IMA	0	±1	NR		
Non-Hispanic White	1	±1	40	±12	
Total Minority	1	±1	39	±17	
Experienced SH	10	±3	49	±11	
Experienced GD	9	±4	NR		
Not Experienced SH/GD	0	±1	9	±12	
Experienced SA	93	±5	39	±10	
Not Experienced SA	NA		NA		
National Guard	1	±1	34	±13	
ARNG	1	±1	36	±14	
Enlisted	1	±1	36	±14	
Officers	0	±1	NR		
ANG	0	±1	NR		
Enlisted	0	±1	NR		
Officers	0	±1	NR		
Reserve	0	±1	47	±14	
USAR	1	±1	NR		
Enlisted	1	±1	NR		
Officers	0	±1	NR		
USNR	0	±1	NR		
Enlisted	0	±1	NR		
Officers	0	±1	NR		
USMCR	0	±1	NR		
Enlisted	1	±1	NR		
Officers	0	±1	NR		
USAFR	0	±1	NR		
Enlisted	0	±1	NR		
Officers	0	±1	NR		

NR: Not reportable

NA: Not applicable

174. Did the offender(s)...





























a. Sexually harass you before the situation?

	Percent Responding		Percentages	Max ME	Percentage Reporting Yes
			Yes		
TOTAL DOD	1	±1	39	±5	
National Guard	1	±1	38	±7	
ARNG	1	±1	40	±8	
ANG	1	±1	30	±11	
Reserve	1	±1	40	±7	
USAR	1	±1	43	±9	
USNR	1	±1	32	±13	
USMCR	1	±1	NR		
USAFR	1	±1	38	±11	
Enlisted	1	±1	39	±6	
E1-E4	1	±1	39	±8	
E1-E3	2	±1	36	±12	
E4	1	±1	42	±10	
E5-E9	1	±1	40	±6	
Officers	0	±1	33	±9	
O1-O3	1	±1	34	±11	
O4-O6	0	±1	27	±14	
W1-W5	0	±1	NR		
Reserve Unit	1	±1	39	±5	
AGR/FTS/AR	1	±1	35	±12	
IMA	0	±1	NR		
Non-Hispanic White	1	±1	38	±7	
Total Minority	1	±1	40	±8	
FEMALES	3	±1	40	±5	
Enlisted	3	±1	42	±5	
E1-E4	4	±1	42	±7	
E5-E9	3	±1	41	±6	
Officers	2	±1	30	±8	
O1-O3	2	±1	32	±11	
O4-O6	1	±1	23	±11	
Reserve Unit	3	±1	41	±5	
AGR/FTS/AR	2	±1	34	±9	
IMA	1	±1	NR		
Non-Hispanic White	3	±1	42	±6	
Total Minority	3	±1	39	±7	
Experienced SH	13	±2	48	±5	
Experienced GD	9	±2	56	±8	
Not Experienced SH/GD	1	±1	23	±11	
Experienced SA	95	±2	40	±5	
Not Experienced SA	NA		NA		

Note. Percent responding are Reserve component members who answered the question, who indicated they experienced a sexual assault, including meeting the legal criteria to be considered a sexual assault, and who confirmed the experiences happened within the past 12 months (Q67-Q160).

NR: Not reportable

NA: Not applicable




































174a. Continued	Percent Responding		Percentages	Max ME	Percentage Reporting Yes
			Yes		
National Guard	3	±1	40	±6	
ARNG	3	±1	42	±7	
Enlisted	4	±1	43	±8	
Officers	2	±1	30	±13	
ANG	2	±1	31	±10	
Enlisted	2	±1	34	±11	
Officers	1	±1	NR		
Reserve	3	±1	41	±7	
USAR	3	±1	43	±9	
Enlisted	4	±1	44	±9	
Officers	2	±1	39	±14	
USNR	3	±1	37	±15	
Enlisted	3	±1	39	±16	
Officers	1	±1	NR		
USMCR	1	±2	NR		
USAFR	2	±1	34	±10	
Enlisted	2	±1	34	±12	
Officers	1	±1	NR		
MALES	1	±1	37	±10	
Enlisted	1	±1	37	±10	
E1-E4	1	±1	37	±14	
E5-E9	0	±1	37	±13	
Officers	0	±1	NR		
O1-O3	0	±1	NR		
O4-O6	0	±1	NR		
Reserve Unit	1	±1	37	±10	
AGR/FTS/AR	0	±1	NR		
IMA	0	±1	NR		
Non-Hispanic White	1	±1	34	±12	
Total Minority	1	±1	42	±16	
Experienced SH	10	±3	46	±11	
Experienced GD	9	±4	NR		
Not Experienced SH/GD	0	±1	5	±7	
Experienced SA	92	±5	37	±10	
Not Experienced SA	NA		NA		
National Guard	1	±1	37	±13	
ARNG	1	±1	38	±14	
Enlisted	1	±1	38	±14	
Officers	0	±1	NR		
ANG	0	±1	NR		
Enlisted	0	±1	NR		
Officers	0	±1	NR		
Reserve	0	±1	38	±15	
USAR	1	±1	NR		
Enlisted	1	±1	NR		
Officers	0	±1	NR		
USNR	0	±1	NR		
Enlisted	0	±1	NR		
Officers	0	±1	NR		
USMCR	0	±1	NR		
Enlisted	1	±1	NR		
Officers	0	±1	NR		
USAFR	0	±1	NR		
Enlisted	0	±1	NR		
Officers	0	±1	NR		

NR: Not reportable

NA: Not applicable

174. Did the offender(s)...

b. Stalk you before the situation?

	Percent Responding		Percentages	Max ME	Percentage Reporting Yes
			Yes		
TOTAL DOD	1	±1	16	±4	
National Guard	1	±1	13	±5	
ARNG	1	±1	12	±5	
ANG	1	±1	21	±14	
Reserve	1	±1	21	±7	
USAR	1	±1	23	±10	
USNR	1	±1	13	±9	
USMCR	0	±1	NR		
USAFR	1	±1	18	±11	
Enlisted	1	±1	16	±5	
E1-E4	1	±1	15	±7	
E1-E3	2	±1	10	±7	
E4	1	±1	20	±10	
E5-E9	1	±1	18	±6	
Officers	0	±1	19	±9	
O1-O3	1	±1	16	±11	
O4-O6	0	±1	26	±17	
W1-W5	0	±1	NR		
Reserve Unit	1	±1	16	±5	
AGR/FTS/AR	1	±1	18	±11	
IMA	0	±1	NR		
Non-Hispanic White	1	±1	14	±5	
Total Minority	1	±1	20	±8	
FEMALES	3	±1	15	±4	
Enlisted	3	±1	15	±4	
E1-E4	4	±1	16	±6	
E5-E9	3	±1	15	±5	
Officers	2	±1	14	±7	
O1-O3	2	±1	15	±10	
O4-O6	1	±1	13	±9	
Reserve Unit	3	±1	15	±4	
AGR/FTS/AR	2	±1	18	±8	
IMA	1	±1	NR		
Non-Hispanic White	3	±1	14	±5	
Total Minority	3	±1	17	±6	
Experienced SH	13	±2	17	±5	
Experienced GD	9	±2	27	±8	
Not Experienced SH/GD	1	±1	11	±7	
Experienced SA	94	±2	15	±4	
Not Experienced SA	NA		NA		

Note. Percent responding are Reserve component members who answered the question, who indicated they experienced a sexual assault, including meeting the legal criteria to be considered a sexual assault, and who confirmed the experiences happened within the past 12 months (Q67-Q160).

NR: Not reportable

NA: Not applicable




































174b. Continued	Percent Responding		Percentages	Max ME	Percentage Reporting Yes
			Yes		
National Guard	3	±1	14	±5	
ARNG	4	±1	14	±6	
Enlisted	4	±1	14	±6	
Officers	2	±1	13	±10	
ANG	2	±1	17	±10	
Enlisted	2	±1	19	±11	
Officers	1	±1	NR		
Reserve	3	±1	16	±5	
USAR	3	±1	18	±7	
Enlisted	4	±1	19	±8	
Officers	2	±1	16	±16	
USNR	3	±1	12	±9	
Enlisted	3	±1	11	±9	
Officers	1	±1	NR		
USMCR	1	±1	NR		
USAFR	2	±1	12	±7	
Enlisted	2	±1	10	±8	
Officers	1	±1	26	±18	
MALES	1	±1	18	±9	
Enlisted	1	±1	17	±9	
E1-E4	1	±1	15	±13	
E5-E9	0	±1	21	±12	
Officers	0	±1	NR		
O1-O3	0	±1	NR		
O4-O6	0	±1	NR		
Reserve Unit	1	±1	18	±9	
AGR/FTS/AR	0	±1	NR		
IMA	0	±1	NR		
Non-Hispanic White	1	±1	13	±9	
Total Minority	1	±1	27	±18	
Experienced SH	10	±3	22	±11	
Experienced GD	9	±4	NR		
Not Experienced SH/GD	0	±1	2	±5	
Experienced SA	92	±5	18	±9	
Not Experienced SA	NA		NA		
National Guard	1	±1	11	±10	
ARNG	1	±1	10	±10	
Enlisted	1	±1	9	±10	
Officers	0	±1	NR		
ANG	0	±1	NR		
Enlisted	0	±1	NR		
Officers	0	±1	NR		
Reserve	0	±1	28	±15	
USAR	1	±1	NR		
Enlisted	1	±1	NR		
Officers	0	±1	NR		
USNR	0	±1	NR		
Enlisted	0	±1	NR		
Officers	0	±1	NR		
USMCR	0	±1	NR		
Enlisted	1	±1	NR		
Officers	0	±1	NR		
USAFR	0	±1	NR		
Enlisted	0	±1	NR		
Officers	0	±1	NR		

NR: Not reportable

NA: Not applicable

174. Did the offender(s)...





























c. Sexually harass you after the situation?

	Percent Responding		Percentages	Max ME	Percentage Reporting Yes
			Yes		
TOTAL DOD	1	±1	37	±5	
National Guard	1	±1	36	±7	
ARNG	1	±1	38	±8	
ANG	1	±1	20	±11	
Reserve	1	±1	39	±7	
USAR	1	±1	41	±10	
USNR	1	±1	31	±13	
USMCR	1	±1	NR		
USAFR	1	±1	40	±11	
Enlisted	1	±1	38	±6	
E1-E4	1	±1	39	±8	
E1-E3	2	±1	38	±12	
E4	1	±1	40	±10	
E5-E9	1	±1	37	±6	
Officers	0	±1	27	±8	
O1-O3	1	±1	31	±11	
O4-O6	0	±1	21	±12	
W1-W5	0	±1	NR		
Reserve Unit	1	±1	37	±6	
AGR/FTS/AR	1	±1	37	±12	
IMA	0	±1	NR		
Non-Hispanic White	1	±1	37	±7	
Total Minority	1	±1	37	±8	
FEMALES	3	±1	37	±5	
Enlisted	3	±1	38	±5	
E1-E4	4	±1	40	±7	
E5-E9	3	±1	36	±6	
Officers	2	±1	30	±8	
O1-O3	2	±1	32	±10	
O4-O6	1	±1	25	±11	
Reserve Unit	3	±1	38	±5	
AGR/FTS/AR	2	±1	39	±9	
IMA	1	±1	NR		
Non-Hispanic White	3	±1	40	±6	
Total Minority	3	±1	35	±7	
Experienced SH	13	±2	46	±5	
Experienced GD	10	±2	51	±8	
Not Experienced SH/GD	1	±1	16	±11	
Experienced SA	95	±2	37	±5	
Not Experienced SA	NA		NA		

Note. Percent responding are Reserve component members who answered the question, who indicated they experienced a sexual assault, including meeting the legal criteria to be considered a sexual assault, and who confirmed the experiences happened within the past 12 months (Q67-Q160).

NR: Not reportable

NA: Not applicable




































174c. Continued	Percent Responding		Percentages	Max ME	Percentage Reporting Yes
			Yes		
National Guard	3	±1	39	±6	
ARNG	4	±1	43	±7	
Enlisted	4	±1	44	±8	
Officers	2	±1	28	±13	
ANG	2	±1	18	±8	
Enlisted	2	±1	19	±9	
Officers	1	±1	NR		
Reserve	3	±1	36	±7	
USAR	3	±1	38	±9	
Enlisted	4	±1	38	±9	
Officers	2	±1	38	±14	
USNR	3	±1	35	±15	
Enlisted	3	±1	36	±16	
Officers	1	±1	NR		
USMCR	2	±2	NR		
USAFR	2	±1	26	±10	
Enlisted	2	±1	25	±11	
Officers	1	±1	NR		
MALES	1	±1	37	±10	
Enlisted	1	±1	38	±10	
E1–E4	1	±1	38	±14	
E5–E9	0	±1	37	±13	
Officers	0	±1	NR		
O1–O3	0	±1	NR		
O4–O6	0	±1	NR		
Reserve Unit	1	±1	37	±11	
AGR/FTS/AR	0	±1	NR		
IMA	0	±1	NR		
Non-Hispanic White	1	±1	35	±12	
Total Minority	1	±1	41	±16	
Experienced SH	10	±3	46	±11	
Experienced GD	9	±4	NR		
Not Experienced SH/GD	0	±1	8	±11	
Experienced SA	92	±5	37	±10	
Not Experienced SA	NA		NA		
National Guard	1	±1	32	±13	
ARNG	1	±1	33	±14	
Enlisted	1	±1	33	±15	
Officers	0	±1	NR		
ANG	0	±1	NR		
Enlisted	0	±1	NR		
Officers	0	±1	NR		
Reserve	0	±1	46	±15	
USAR	1	±1	NR		
Enlisted	1	±1	NR		
Officers	0	±1	NR		
USNR	0	±1	NR		
Enlisted	0	±1	NR		
Officers	0	±1	NR		
USMCR	0	±1	NR		
Enlisted	1	±1	NR		
Officers	0	±1	NR		
USAFR	0	±1	NR		
Enlisted	0	±1	NR		
Officers	0	±1	NR		

NR: Not reportable

NA: Not applicable

174. Did the offender(s)...





























d. Stalk you after the situation?

	Percent Responding		Percentages	Max ME	Percentage Reporting Yes
			Yes		
TOTAL DOD	1	±1	18	±4	
National Guard	1	±1	16	±6	
ARNG	1	±1	15	±6	
ANG	1	±1	21	±15	
Reserve	1	±1	21	±7	
USAR	1	±1	23	±10	
USNR	1	±1	18	±12	
USMCR	1	±1	NR		
USAFR	1	±1	18	±9	
Enlisted	1	±1	18	±5	
E1-E4	1	±1	18	±7	
E1-E3	2	±1	14	±9	
E4	1	±1	21	±10	
E5-E9	1	±1	18	±5	
Officers	0	±1	23	±9	
O1-O3	1	±1	19	±11	
O4-O6	0	±1	32	±16	
W1-W5	0	±1	NR		
Reserve Unit	1	±1	18	±5	
AGR/FTS/AR	1	±1	23	±11	
IMA	0	±1	NR		
Non-Hispanic White	1	±1	16	±5	
Total Minority	1	±1	21	±8	
FEMALES	3	±1	19	±4	
Enlisted	3	±1	19	±5	
E1-E4	4	±1	20	±7	
E5-E9	3	±1	18	±5	
Officers	2	±1	20	±7	
O1-O3	2	±1	18	±10	
O4-O6	1	±1	27	±11	
Reserve Unit	3	±1	19	±4	
AGR/FTS/AR	2	±1	22	±8	
IMA	1	±1	NR		
Non-Hispanic White	3	±1	19	±5	
Total Minority	3	±1	20	±6	
Experienced SH	13	±2	22	±5	
Experienced GD	10	±2	33	±8	
Not Experienced SH/GD	1	±1	9	±7	
Experienced SA	95	±2	19	±4	
Not Experienced SA	NA		NA		

Note. Percent responding are Reserve component members who answered the question, who indicated they experienced a sexual assault, including meeting the legal criteria to be considered a sexual assault, and who confirmed the experiences happened within the past 12 months (Q67-Q160).

NR: Not reportable

NA: Not applicable

174d. Continued	Percent Responding		Percentages	Max ME	Percentage Reporting Yes
			Yes		
National Guard	3	±1	18	±6	
ARNG	4	±1	20	±7	
Enlisted	4	±1	20	±7	
Officers	2	±1	14	±10	
ANG	2	±1	13	±7	
Enlisted	2	±1	12	±8	
Officers	1	±1	14	±16	
Reserve	3	±1	20	±6	
USAR	3	±1	21	±7	
Enlisted	4	±1	21	±8	
Officers	2	±1	23	±15	
USNR	3	±1	18	±14	
Enlisted	3	±1	18	±15	
Officers	1	±1	NR		
USMCR	2	±2	NR		
USAFR	2	±1	16	±8	
Enlisted	2	±1	13	±10	
Officers	1	±1	NR		
MALES	1	±1	17	±9	
Enlisted	1	±1	16	±9	
E1-E4	1	±1	15	±14	
E5-E9	0	±1	18	±11	
Officers	0	±1	NR		
O1-O3	0	±1	NR		
O4-O6	0	±1	NR		
Reserve Unit	1	±1	16	±9	
AGR/FTS/AR	0	±1	NR		
IMA	0	±1	NR		
Non-Hispanic White	1	±1	13	±9	
Total Minority	1	±1	23	±18	
Experienced SH	10	±3	21	±11	
Experienced GD	9	±4	NR		
Not Experienced SH/GD	0	±1	1	±4	
Experienced SA	92	±5	17	±9	
Not Experienced SA	NA		NA		
National Guard	1	±1	13	±10	
ARNG	1	±1	11	±11	
Enlisted	1	±1	10	±11	
Officers	0	±1	NR		
ANG	0	±1	NR		
Enlisted	0	±1	NR		
Officers	0	±1	NR		
Reserve	0	±1	22	±16	
USAR	1	±1	NR		
Enlisted	1	±1	NR		
Officers	0	±1	NR		
USNR	0	±1	NR		
Enlisted	0	±1	NR		
Officers	0	±1	NR		
USMCR	0	±1	NR		
Enlisted	1	±1	NR		
Officers	0	±1	NR		
USAFR	0	±1	NR		
Enlisted	0	±1	NR		
Officers	0	±1	NR		

NR: Not reportable

NA: Not applicable

174. Experienced sexual harassment/stalking before or after the sexual assault. Constructed from Q174.1. Before only
4. Not at all

2. After only

3. Both before and after

	Percent Responding		Percentages				Max ME	Percentage Reporting Before		
			1	2	3	4				
TOTAL DOD	1	±1	11	9	33	47	±5	44.0	±5.0	
National Guard	1	±1	11	8	32	49	±7	43.0	±7.0	
ARNG	1	±1	10	9	33	48	±8	43.0	±8.0	
ANG	1	±1	13	4	26	57	±14	40.0	±13.0	
Reserve	1	±1	11	9	34	45	±7	45.0	±7.0	
USAR	1	±1	11	9	38	42	±10	49.0	±9.0	
USNR	1	±1	13	11	23	52	±13	37.0	±13.0	
USMCR	0	±1	NR	NR	NR	NR		NR		
USAFR	1	±1	6	10	34	49	±12	40.0	±11.0	
Enlisted	1	±1	11	9	34	47	±6	44.0	±6.0	
E1-E4	1	±1	10	10	34	46	±8	44.0	±8.0	
E1-E3	2	±1	11	14	30	45	±12	41.0	±12.0	
E4	1	±1	10	7	37	46	±10	47.0	±10.0	
E5-E9	1	±1	11	7	34	49	±7	45.0	±6.0	
Officers	0	±1	12	8	25	55	±9	38.0	±9.0	
O1-O3	1	±1	10	7	25	58	±11	35.0	±11.0	
O4-O6	0	±1	11	10	26	53	±16	40.0	±15.0	
W1-W5	0	±1	NR	NR	NR	NR		NR		
Reserve Unit	1	±1	11	9	33	47	±6	44.0	±5.0	
AGR/FTS/AR	1	±1	6	9	36	49	±12	41.0	±12.0	
IMA	0	±1	NR	NR	NR	NR		NR		
Non-Hispanic White	1	±1	11	9	32	47	±7	43.0	±7.0	
Total Minority	1	±1	10	8	34	47	±8	45.0	±8.0	
FEMALES	3	±1	13	11	31	45	±5	44.0	±5.0	
Enlisted	3	±1	13	11	32	44	±5	45.0	±5.0	
E1-E4	4	±1	13	12	32	43	±7	45.0	±7.0	
E5-E9	3	±1	14	9	31	46	±6	45.0	±6.0	
Officers	2	±1	9	10	23	58	±8	33.0	±8.0	
O1-O3	2	±1	8	8	25	59	±10	33.0	±11.0	
O4-O6	1	±1	9	14	20	57	±12	29.0	±12.0	
Reserve Unit	3	±1	13	11	31	45	±5	44.0	±5.0	
AGR/FTS/AR	2	±1	10	13	29	48	±9	40.0	±9.0	
IMA	1	±1	NR	NR	NR	NR		NR		
Non-Hispanic White	3	±1	12	10	33	45	±6	45.0	±6.0	
Total Minority	3	±1	14	11	29	47	±7	43.0	±7.0	
Experienced SH	13	±2	14	12	38	37	±5	51.0	±5.0	
Experienced GD	9	±2	17	12	46	26	±8	63.0	±8.0	
Not Experienced SH/GD	1	±1	11	5	14	70	±12	25.0	±11.0	
Experienced SA	94	±2	13	11	31	45	±5	44.0	±5.0	
Not Experienced SA	NA		NA	NA	NA	NA		NA		

Note. Percent responding are Reserve component members who answered the question, who indicated they experienced a sexual assault, including meeting the legal criteria to be considered a sexual assault, and who confirmed the experiences happened within the past 12 months (Q67-Q160).

NR: Not reportable

NA: Not applicable

174. Continued	Percent Responding		Percentages				Max ME	Percentage Reporting Before		
			1	2	3	4				
National Guard	3	±1	12	11	30	46	±6	43.0	±6.0	
ARNG	3	±1	11	12	33	44	±7	45.0	±7.0	
Enlisted	4	±1	11	12	34	43	±8	45.0	±8.0	
Officers	2	±1	16	12	18	55	±13	33.0	±13.0	
ANG	2	±1	17	6	17	60	±10	34.0	±10.0	
Enlisted	2	±1	19	5	18	58	±11	36.0	±11.0	
Officers	1	±1	4	14	NR	NR	±16	NR		
Reserve	3	±1	13	10	32	45	±7	45.0	±7.0	
USAR	3	±1	14	10	34	42	±9	48.0	±8.0	
Enlisted	4	±1	15	11	35	40	±10	49.0	±9.0	
Officers	2	±1	9	9	30	53	±15	39.0	±14.0	
USNR	3	±1	16	13	26	45	±16	42.0	±15.0	
Enlisted	3	±1	17	14	27	42	±17	44.0	±16.0	
Officers	1	±1	NR	NR	NR	NR		NR		
USMCR	1	±1	NR	NR	NR	NR		NR		
USAFR	2	±1	8	4	28	59	±10	36.0	±10.0	
Enlisted	2	±1	10	4	26	60	±12	36.0	±12.0	
Officers	1	±1	NR	NR	NR	NR		NR		
MALES	1	±1	8	6	36	50	±10	44.0	±10.0	
Enlisted	1	±1	7	7	36	50	±10	43.0	±10.0	
E1–E4	1	±1	7	9	35	49	±14	43.0	±14.0	
E5–E9	0	±1	7	3	38	53	±13	44.0	±13.0	
Officers	0	±1	NR	NR	NR	NR		NR		
O1–O3	0	±1	NR	NR	NR	NR		NR		
O4–O6	0	±1	NR	NR	NR	NR		NR		
Reserve Unit	1	±1	8	7	35	50	±11	44.0	±10.0	
AGR/FTS/AR	0	±1	NR	NR	NR	NR		NR		
IMA	0	±1	NR	NR	NR	NR		NR		
Non-Hispanic White	1	±1	9	9	32	50	±12	42.0	±12.0	
Total Minority	1	±1	5	2	44	NR	±16	48.0	±16.0	
Experienced SH	10	±3	9	7	46	38	±11	55.0	±11.0	
Experienced GD	9	±4	NR	NR	NR	NR		NR		
Not Experienced SH/GD	0	±1	4	6	2	88	±11	6.0	±8.0	
Experienced SA	92	±5	8	6	36	50	±10	44.0	±10.0	
Not Experienced SA	NA		NA	NA	NA	NA		NA		
National Guard	1	±1	9	NR	34	52	±13	43.0	±13.0	
ARNG	1	±1	9	NR	33	52	±14	42.0	±14.0	
Enlisted	1	±1	9	NR	33	52	±14	42.0	±14.0	
Officers	0	±1	NR	NR	NR	NR		NR		
ANG	0	±1	NR	NR	NR	NR		NR		
Enlisted	0	±1	NR	NR	NR	NR		NR		
Officers	0	±1	NR	NR	NR	NR		NR		
Reserve	0	±1	6	8	39	46	±15	46.0	±14.0	
USAR	1	±1	6	NR	NR	NR	±13	NR		
Enlisted	1	±1	NR	NR	NR	NR		NR		
Officers	0	±1	NR	NR	NR	NR		NR		
USNR	0	±1	NR	NR	NR	NR		NR		
Enlisted	0	±1	NR	NR	NR	NR		NR		
Officers	0	±1	NR	NR	NR	NR		NR		
USMCR	0	±1	NR	NR	NR	NR		NR		
Enlisted	1	±1	NR	NR	NR	NR		NR		
Officers	0	±1	NR	NR	NR	NR		NR		
USAFR	0	±1	NR	NR	NR	NR		NR		
Enlisted	0	±1	NR	NR	NR	NR		NR		
Officers	0	±1	NR	NR	NR	NR		NR		

NR: Not reportable

NA: Not applicable

175. At the time of this unwanted event, had you been drinking alcohol? Even if you had been drinking, it does not mean that you are to blame for what happened.

1. Yes

2. No





























3. Not sure

	Percent Responding		Percentages			Max ME	Percentage Reporting Yes
			1	2	3		
TOTAL DOD	1	±1	31	65	4	±5	
National Guard	1	±1	31	65	5	±7	
ARNG	1	±1	28	68	4	±7	
ANG	1	±1	49	44	7	±12	
Reserve	1	±1	32	65	3	±7	
USAR	1	±1	28	68	3	±8	
USNR	1	±1	49	49	NR	±14	
USMCR	1	±1	NR	NR	NR		
USAFR	1	±1	35	61	4	±11	
Enlisted	1	±1	31	65	4	±5	
E1-E4	1	±1	30	67	3	±7	
E1-E3	2	±1	32	66	2	±11	
E4	1	±1	28	68	4	±9	
E5-E9	1	±1	32	63	6	±6	
Officers	0	±1	38	58	4	±8	
O1-O3	1	±1	38	59	4	±11	
O4-O6	0	±1	36	59	5	±14	
W1-W5	0	±1	NR	NR	NR		
Reserve Unit	1	±1	31	65	4	±5	
AGR/FTS/AR	1	±1	30	62	8	±14	
IMA	0	±1	NR	NR	NR		
Non-Hispanic White	1	±1	34	64	2	±6	
Total Minority	1	±1	27	66	7	±7	
FEMALES	3	±1	38	59	3	±5	
Enlisted	3	±1	38	59	3	±5	
E1-E4	4	±1	34	61	4	±7	
E5-E9	3	±1	43	56	1	±6	
Officers	2	±1	39	58	3	±8	
O1-O3	2	±1	36	60	4	±10	
O4-O6	1	±1	39	60	2	±12	
Reserve Unit	3	±1	38	59	3	±5	
AGR/FTS/AR	2	±1	43	54	3	±9	
IMA	1	±1	NR	NR	NR		
Non-Hispanic White	3	±1	41	57	3	±6	
Total Minority	3	±1	35	62	4	±7	
Experienced SH	13	±2	34	63	3	±5	
Experienced GD	10	±2	30	66	4	±7	
Not Experienced SH/GD	1	±1	51	46	3	±10	
Experienced SA	96	±2	38	59	3	±5	
Not Experienced SA	NA		NA	NA	NA		

Note. Percent responding are Reserve component members who answered the question, who indicated they experienced a sexual assault, including meeting the legal criteria to be considered a sexual assault, and who confirmed the experiences happened within the past 12 months (Q67-Q160).

NR: Not reportable

NA: Not applicable

175. Continued	Percent Responding		Percentages			Max ME	Percentage Reporting Yes
			1	2	3		
National Guard	3	±1	41	56	3	±6	
ARNG	4	±1	40	58	2	±7	
Enlisted	4	±1	39	59	2	±8	
Officers	2	±1	45	50	5	±14	
ANG	2	±1	48	46	6	±10	
Enlisted	2	±1	51	43	6	±11	
Officers	1	±1	26	70	5	±18	
Reserve	3	±1	34	62	4	±6	
USAR	3	±1	31	65	4	±8	
Enlisted	4	±1	30	66	4	±9	
Officers	2	±1	37	60	NR	±14	
USNR	3	±1	46	50	NR	±15	
Enlisted	3	±1	47	49	NR	±16	
Officers	1	±1	NR	NR	NR		
USMCR	2	±2	NR	NR	NR		
USAFR	2	±1	38	60	2	±11	
Enlisted	2	±1	37	61	2	±12	
Officers	1	±1	NR	NR	NR		
MALES	1	±1	22	73	5	±9	
Enlisted	1	±1	21	73	5	±9	
E1-E4	1	±1	25	74	NR	±13	
E5-E9	0	±1	16	73	12	±13	
Officers	0	±1	NR	NR	6	±13	
O1-O3	0	±1	NR	NR	NR		
O4-O6	0	±1	NR	NR	NR		
Reserve Unit	1	±1	23	73	5	±10	
AGR/FTS/AR	0	±1	NR	NR	NR		
IMA	0	±1	NR	NR	NR		
Non-Hispanic White	1	±1	27	73	1	±12	
Total Minority	1	±1	13	72	14	±15	
Experienced SH	10	±3	19	76	5	±10	
Experienced GD	8	±4	NR	NR	6	±13	
Not Experienced SH/GD	0	±1	NR	NR	NR		
Experienced SA	90	±6	22	73	5	±9	
Not Experienced SA	NA		NA	NA	NA		
National Guard	1	±1	19	74	7	±12	
ARNG	1	±1	15	78	6	±13	
Enlisted	1	±1	15	79	7	±14	
Officers	0	±1	NR	NR	NR		
ANG	0	±1	NR	NR	8	±12	
Enlisted	0	±1	NR	NR	5	±12	
Officers	0	±1	NR	NR	NR		
Reserve	0	±1	27	70	3	±14	
USAR	1	±1	NR	NR	NR		
Enlisted	1	±1	NR	NR	NR		
Officers	0	±1	NR	NR	NR		
USNR	0	±1	NR	NR	NR		
Enlisted	0	±1	NR	NR	NR		
Officers	0	±1	NR	NR	NR		
USMCR	0	±1	NR	NR	NR		
Enlisted	1	±1	NR	NR	NR		
Officers	0	±1	NR	NR	NR		
USAFR	0	±1	NR	NR	NR		
Enlisted	0	±1	NR	NR	NR		
Officers	0	±1	NR	NR	NR		

NR: Not reportable

NA: Not applicable

176. Just prior to this unwanted event...

a. Did the person(s) who did this to you buy or give you alcohol to drink?

1. Yes

2. No









3. Do not know

	Percent Responding		Percentages			Max ME	Percentage Reporting Yes
			1	2	3		
TOTAL DOD	0	±1	64	31	5	±8	
National Guard	0	±1	66	31	4	±11	
ARNG	0	±1	63	33	4	±13	
ANG	0	±1	76	22	2	±17	
Reserve	0	±1	62	31	8	±11	
USAR	0	±1	63	31	6	±14	
USNR	0	±1	NR	NR	NR		
USMCR	0	±1	NR	NR	NR		
USAFR	0	±1	NR	NR	NR		
Enlisted	0	±1	65	30	6	±8	
E1-E4	0	±1	66	30	4	±12	
E1-E3	1	±1	72	25	NR	±16	
E4	0	±1	60	34	NR	±17	
E5-E9	0	±1	62	29	8	±10	
Officers	0	±1	57	41	2	±14	
O1-O3	0	±1	NR	NR	3	±6	
O4-O6	0	±1	NR	NR	NR		
W1-W5	0	±1	NR	NR	NR		
Reserve Unit	0	±1	65	30	5	±8	
AGR/FTS/AR	0	±1	NR	NR	11	±13	
IMA	0	±1	NR	NR	NR		
Non-Hispanic White	0	±1	70	26	4	±10	
Total Minority	0	±1	54	38	8	±11	
FEMALES	1	±1	67	30	3	±7	
Enlisted	1	±1	68	29	3	±8	
E1-E4	1	±1	68	30	2	±12	
E5-E9	1	±1	67	28	5	±8	
Officers	1	±1	60	37	3	±13	
O1-O3	1	±1	60	36	4	±17	
O4-O6	0	±1	NR	NR	NR		
Reserve Unit	1	±1	67	30	3	±7	
AGR/FTS/AR	1	±1	66	25	9	±13	
IMA	0	±1	NR	NR	NR		
Non-Hispanic White	1	±1	71	25	3	±8	
Total Minority	1	±1	61	36	3	±11	
Experienced SH	4	±1	70	25	5	±8	
Experienced GD	3	±1	79	17	4	±11	
Not Experienced SH/GD	0	±1	61	38	1	±13	
Experienced SA	36	±4	67	30	3	±7	
Not Experienced SA	NA		NA	NA	NA		

Note. Percent responding are Reserve component members who answered the question, who indicated they experienced a sexual assault, including meeting the legal criteria to be considered a sexual assault, who confirmed the experiences happened within the past 12 months (Q67-Q160); and who had been drinking alcohol at the time of the sexual assault (Q175).

NR: Not reportable

NA: Not applicable

176a. Continued	Percent Responding		Percentages			Max ME	Percentage Reporting Yes
			1	2	3		
National Guard	1	±1	68	30	3	±9	
ARNG	1	±1	67	30	2	±11	
Enlisted	1	±1	68	31	2	±12	
Officers	1	±1	NR	NR	7	±11	
ANG	1	±1	69	27	4	±15	
Enlisted	1	±1	70	26	4	±16	
Officers	0	±1	NR	NR	NR		
Reserve	1	±1	66	30	4	±10	
USAR	1	±1	62	33	5	±14	
Enlisted	1	±1	64	29	6	±15	
Officers	1	±1	NR	NR	NR		
USNR	1	±1	NR	NR	2	±9	
Enlisted	2	±1	NR	NR	3	±10	
Officers	0	±1	NR	NR	NR		
USMCR	1	±2	NR	NR	NR		
USAFR	1	±1	NR	35	NR	±18	
Enlisted	1	±1	NR	NR	NR		
Officers	0	±1	NR	NR	NR		
MALES	0	±1	NR	NR	10	±16	
Enlisted	0	±1	NR	NR	NR		
E1–E4	0	±1	NR	NR	NR		
E5–E9	0	±1	NR	NR	NR		
Officers	0	±1	NR	NR	NR		
O1–O3	0	±1	NR	NR	NR		
O4–O6	0	±1	NR	NR	NR		
Reserve Unit	0	±1	NR	NR	NR		
AGR/FTS/AR	0	±1	NR	NR	NR		
IMA	NA		NA	NA	NA		
Non-Hispanic White	0	±1	NR	NR	NR		
Total Minority	0	±1	NR	NR	NR		
Experienced SH	2	±1	NR	NR	NR		
Experienced GD	1	±2	NR	NR	NR		
Not Experienced SH/GD	0	±1	NR	NR	NR		
Experienced SA	20	±7	NR	NR	10	±16	
Not Experienced SA	NA		NA	NA	NA		
National Guard	0	±1	NR	NR	NR		
ARNG	0	±1	NR	NR	NR		
Enlisted	0	±1	NR	NR	NR		
Officers	0	±1	NR	NR	NR		
ANG	0	±1	NR	NR	NR		
Enlisted	0	±1	NR	NR	NR		
Officers	NA		NA	NA	NA		
Reserve	0	±1	NR	NR	NR		
USAR	0	±1	NR	NR	NR		
Enlisted	0	±1	NR	NR	NR		
Officers	0	±1	NR	NR	NR		
USNR	0	±1	NR	NR	NR		
Enlisted	0	±1	NR	NR	NR		
Officers	0	±1	NR	NR	NR		
USMCR	0	±1	NR	NR	NR		
Enlisted	0	±1	NR	NR	NR		
Officers	NA		NA	NA	NA		
USAFR	0	±1	NR	NR	NR		
Enlisted	0	±1	NR	NR	NR		
Officers	0	±1	NR	NR	NR		

NR: Not reportable

NA: Not applicable

176. Just prior to this unwanted event...

b. Do you think that you might have been given a drug without your knowledge or consent?

1. Yes

2. No

3. Do not know

	Percent Responding		Percentages			Max ME	Percentage Reporting Yes
			1	2	3		
TOTAL DOD	1	±1	5	84	11	±5	
National Guard	1	±1	4	84	12	±6	
ARNG	1	±1	4	84	12	±7	
ANG	1	±1	3	87	10	±7	
Reserve	1	±1	6	84	10	±7	
USAR	1	±1	7	83	11	±11	
USNR	1	±1	4	86	11	±11	
USMCR	1	±1	NR	NR	NR		
USAFR	1	±1	6	86	8	±12	
Enlisted	1	±1	4	84	12	±5	
E1-E4	1	±1	4	84	12	±8	
E1-E3	2	±1	7	86	7	±12	
E4	1	±1	2	82	16	±11	
E5-E9	1	±1	4	85	11	±5	
Officers	0	±1	7	88	5	±7	
O1-O3	1	±1	6	90	3	±8	
O4-O6	0	±1	NR	83	9	±13	
W1-W5	0	±1	NR	NR	NR		
Reserve Unit	1	±1	5	85	11	±5	
AGR/FTS/AR	1	±1	5	79	16	±12	
IMA	0	±1	NR	NR	NR		
Non-Hispanic White	1	±1	5	86	9	±6	
Total Minority	1	±1	4	82	14	±8	
FEMALES	3	±1	6	86	8	±4	
Enlisted	3	±1	6	86	8	±4	
E1-E4	4	±1	6	87	8	±6	
E5-E9	3	±1	5	85	9	±5	
Officers	2	±1	6	88	5	±6	
O1-O3	2	±1	7	89	4	±9	
O4-O6	1	±1	6	85	9	±9	
Reserve Unit	3	±1	6	86	8	±4	
AGR/FTS/AR	2	±1	7	83	10	±8	
IMA	1	±1	NR	NR	NR		
Non-Hispanic White	3	±1	7	87	6	±5	
Total Minority	3	±1	4	86	10	±6	
Experienced SH	13	±2	6	86	8	±4	
Experienced GD	9	±2	5	86	9	±6	
Not Experienced SH/GD	1	±1	5	87	8	±7	
Experienced SA	95	±2	6	86	8	±4	
Not Experienced SA	NA		NA	NA	NA		

Note. Percent responding are Reserve component members who answered the question, who indicated they experienced a sexual assault, including meeting the legal criteria to be considered a sexual assault, and who confirmed the experiences happened within the past 12 months (Q67-Q160).

NR: Not reportable

NA: Not applicable

176b. Continued	Percent Responding		Percentages			Max ME	Percentage Reporting Yes
			1	2	3		
National Guard	3	±1	7	85	8	±5	
ARNG	4	±1	7	85	8	±6	
Enlisted	4	±1	7	85	8	±7	
Officers	2	±1	8	86	5	±12	
ANG	2	±1	3	84	13	±9	
Enlisted	2	±1	3	84	13	±11	
Officers	1	±1	4	87	8	±13	
Reserve	3	±1	5	88	8	±5	
USAR	3	±1	5	89	7	±6	
Enlisted	4	±1	5	88	7	±7	
Officers	2	±1	7	90	NR	±12	
USNR	3	±1	6	84	11	±12	
Enlisted	3	±1	6	83	11	±14	
Officers	1	±1	NR	NR	NR		
USMCR	2	±2	NR	NR	NR		
USAFR	2	±1	2	88	10	±8	
Enlisted	2	±1	1	88	11	±10	
Officers	1	±1	NR	86	9	±15	
MALES	1	±1	3	82	15	±10	
Enlisted	1	±1	3	81	16	±10	
E1-E4	1	±1	3	80	17	±15	
E5-E9	0	±1	3	84	12	±11	
Officers	0	±1	NR	NR	6	±13	
O1-O3	0	±1	NR	NR	NR		
O4-O6	0	±1	NR	NR	NR		
Reserve Unit	1	±1	3	82	15	±11	
AGR/FTS/AR	0	±1	NR	NR	NR		
IMA	0	±1	NR	NR	NR		
Non-Hispanic White	1	±1	3	85	12	±12	
Total Minority	0	±1	4	NR	NR	±10	
Experienced SH	10	±3	4	78	18	±12	
Experienced GD	8	±4	NR	NR	NR		
Not Experienced SH/GD	0	±1	NR	99	1	±4	
Experienced SA	90	±5	3	82	15	±10	
Not Experienced SA	NA		NA	NA	NA		
National Guard	1	±1	0	84	16	±12	
ARNG	1	±1	NR	83	17	±14	
Enlisted	1	±1	NR	82	18	±14	
Officers	0	±1	NR	NR	NR		
ANG	0	±1	NR	92	6	±12	
Enlisted	0	±1	NR	95	NR	±12	
Officers	0	±1	NR	NR	NR		
Reserve	0	±1	8	78	NR	±18	
USAR	1	±1	NR	NR	NR		
Enlisted	1	±1	NR	NR	NR		
Officers	0	±1	NR	NR	NR		
USNR	0	±1	NR	NR	NR		
Enlisted	0	±1	NR	NR	NR		
Officers	0	±1	NR	NR	NR		
USMCR	0	±1	NR	NR	NR		
Enlisted	1	±1	NR	NR	NR		
Officers	0	±1	NR	NR	NR		
USAFR	0	±1	NR	NR	NR		
Enlisted	0	±1	NR	NR	NR		
Officers	0	±1	NR	NR	NR		

NR: Not reportable

NA: Not applicable

177. At the time of this unwanted event, had the person(s) who did it been drinking alcohol?

1. Yes

2. No




























3. Do not know

	Percent Responding		Percentages			Max ME	Percentage Reporting Yes
			1	2	3		
TOTAL DOD	1	±1	32	47	21	±5	
National Guard	1	±1	33	49	17	±7	
ARNG	1	±1	31	51	18	±8	
ANG	1	±1	47	40	13	±12	
Reserve	1	±1	30	44	26	±7	
USAR	1	±1	26	46	28	±10	
USNR	1	±1	45	33	22	±14	
USMCR	1	±1	NR	NR	NR		
USAFR	1	±1	40	42	18	±11	
Enlisted	1	±1	31	48	21	±6	
E1-E4	1	±1	29	47	25	±8	
E1-E3	2	±1	31	48	22	±11	
E4	1	±1	27	46	27	±10	
E5-E9	1	±1	36	49	15	±6	
Officers	0	±1	40	38	23	±9	
O1-O3	1	±1	39	38	23	±11	
O4-O6	0	±1	40	35	25	±15	
W1-W5	0	±1	NR	NR	NR		
Reserve Unit	1	±1	32	47	21	±5	
AGR/FTS/AR	1	±1	37	40	24	±12	
IMA	0	±1	NR	NR	NR		
Non-Hispanic White	1	±1	35	46	19	±7	
Total Minority	1	±1	27	48	24	±8	
FEMALES	3	±1	39	41	20	±5	
Enlisted	3	±1	39	41	20	±5	
E1-E4	4	±1	33	42	25	±7	
E5-E9	3	±1	48	39	13	±6	
Officers	2	±1	40	43	17	±8	
O1-O3	2	±1	38	44	18	±10	
O4-O6	1	±1	39	44	18	±12	
Reserve Unit	3	±1	39	41	20	±5	
AGR/FTS/AR	2	±1	46	34	20	±9	
IMA	1	±1	NR	NR	NR		
Non-Hispanic White	3	±1	42	41	17	±6	
Total Minority	3	±1	36	41	23	±7	
Experienced SH	13	±2	37	44	18	±5	
Experienced GD	10	±2	35	45	20	±8	
Not Experienced SH/GD	1	±1	46	30	24	±10	
Experienced SA	95	±2	39	41	20	±5	
Not Experienced SA	NA		NA	NA	NA		

Note. Percent responding are Reserve component members who answered the question, who indicated they experienced a sexual assault, including meeting the legal criteria to be considered a sexual assault, and who confirmed the experiences happened within the past 12 months (Q67-Q160).

NR: Not reportable




































NA: Not applicable

177. Continued	Percent Responding		Percentages			Max ME	Percentage Reporting Yes
			1	2	3		
National Guard	3	±1	44	39	17	±6	
ARNG	3	±1	44	40	17	±7	
Enlisted	4	±1	43	40	17	±8	
Officers	2	±1	53	37	10	±13	
ANG	2	±1	46	36	18	±10	
Enlisted	2	±1	46	36	18	±11	
Officers	1	±1	NR	NR	NR		
Reserve	3	±1	34	43	24	±7	
USAR	3	±1	31	46	23	±8	
Enlisted	4	±1	31	46	23	±9	
Officers	2	±1	33	43	24	±14	
USNR	3	±1	41	33	25	±17	
Enlisted	3	±1	43	30	27	±18	
Officers	1	±1	NR	NR	NR		
USMCR	2	±2	NR	NR	NR		
USAFR	2	±1	40	41	19	±11	
Enlisted	2	±1	41	40	19	±12	
Officers	1	±1	NR	NR	NR		
MALES	1	±1	23	55	23	±10	
Enlisted	1	±1	22	56	22	±10	
E1-E4	1	±1	24	53	24	±15	
E5-E9	0	±1	19	62	19	±12	
Officers	0	±1	NR	NR	NR		
O1-O3	0	±1	NR	NR	NR		
O4-O6	0	±1	NR	NR	NR		
Reserve Unit	1	±1	22	55	22	±10	
AGR/FTS/AR	0	±1	NR	NR	NR		
IMA	0	±1	NR	NR	NR		
Non-Hispanic White	1	±1	28	51	21	±12	
Total Minority	1	±1	13	61	26	±17	
Experienced SH	10	±3	19	54	27	±12	
Experienced GD	9	±4	NR	NR	NR		
Not Experienced SH/GD	0	±1	NR	NR	9	±11	
Experienced SA	91	±5	23	55	23	±10	
Not Experienced SA	NA		NA	NA	NA		
National Guard	1	±1	22	60	18	±13	
ARNG	1	±1	19	62	19	±14	
Enlisted	1	±1	18	63	19	±15	
Officers	0	±1	NR	NR	NR		
ANG	0	±1	NR	NR	6	±12	
Enlisted	0	±1	NR	NR	5	±13	
Officers	0	±1	NR	NR	NR		
Reserve	0	±1	23	46	30	±16	
USAR	1	±1	NR	NR	NR		
Enlisted	1	±1	NR	NR	NR		
Officers	0	±1	NR	NR	NR		
USNR	0	±1	NR	NR	NR		
Enlisted	0	±1	NR	NR	NR		
Officers	0	±1	NR	NR	NR		
USMCR	0	±1	NR	NR	NR		
Enlisted	1	±1	NR	NR	NR		
Officers	0	±1	NR	NR	NR		
USAFR	0	±1	NR	NR	NR		
Enlisted	0	±1	NR	NR	NR		
Officers	0	±1	NR	NR	NR		

NR: Not reportable

NA: Not applicable




























177. The unwanted event involved alcohol and/or drugs by either the survivor and/or the offender. Constructed from Q175-Q177.

	Percent Responding		Percentages	Max ME	Percentage Reporting Yes
			Yes		
TOTAL DOD	1	±1	39	±5	
National Guard	1	±1	39	±7	
ARNG	1	±1	36	±7	
ANG	1	±1	55	±12	
Reserve	1	±1	40	±7	
USAR	1	±1	36	±9	
USNR	1	±1	56	±14	
USMCR	1	±1	NR		
USAFR	1	±1	50	±11	
Enlisted	1	±1	39	±5	
E1-E4	1	±1	38	±7	
E1-E3	2	±1	39	±11	
E4	1	±1	37	±10	
E5-E9	1	±1	40	±6	
Officers	0	±1	47	±9	
O1-O3	1	±1	48	±11	
O4-O6	0	±1	44	±15	
W1-W5	0	±1	NR		
Reserve Unit	1	±1	39	±5	
AGR/FTS/AR	1	±1	43	±11	
IMA	0	±1	NR		
Non-Hispanic White	1	±1	42	±7	
Total Minority	1	±1	36	±7	
FEMALES	3	±1	48	±5	
Enlisted	3	±1	48	±5	
E1-E4	4	±1	46	±7	
E5-E9	3	±1	52	±6	
Officers	2	±1	48	±8	
O1-O3	2	±1	48	±10	
O4-O6	1	±1	42	±12	
Reserve Unit	3	±1	48	±5	
AGR/FTS/AR	2	±1	52	±9	
IMA	1	±1	NR		
Non-Hispanic White	3	±1	51	±6	
Total Minority	3	±1	45	±7	
Experienced SH	13	±2	46	±5	
Experienced GD	10	±2	44	±8	
Not Experienced SH/GD	1	±1	56	±10	
Experienced SA	95	±2	48	±5	
Not Experienced SA	NA		NA		

Note. Percent responding are Reserve component members who answered the question, who indicated they experienced a sexual assault, including meeting the legal criteria to be considered a sexual assault, and who confirmed the experiences happened within the past 12 months (Q67-Q160).

NR: Not reportable

NA: Not applicable





































177. Continued	Percent Responding		Percentages	Max ME	Percentage Reporting Yes
			Yes		
National Guard	3	±1	52	±6	
ARNG	4	±1	52	±7	
Enlisted	4	±1	51	±8	
Officers	2	±1	62	±13	
ANG	2	±1	53	±10	
Enlisted	2	±1	54	±11	
Officers	1	±1	NR		
Reserve	3	±1	44	±7	
USAR	3	±1	40	±8	
Enlisted	4	±1	40	±9	
Officers	2	±1	39	±14	
USNR	3	±1	56	±15	
Enlisted	3	±1	58	±16	
Officers	1	±1	NR		
USMCR	2	±2	NR		
USAFR	2	±1	47	±10	
Enlisted	2	±1	48	±12	
Officers	1	±1	NR		
MALES	1	±1	27	±9	
Enlisted	1	±1	26	±10	
E1-E4	1	±1	28	±14	
E5-E9	0	±1	23	±11	
Officers	0	±1	NR		
O1-O3	0	±1	NR		
O4-O6	0	±1	NR		
Reserve Unit	1	±1	27	±10	
AGR/FTS/AR	0	±1	NR		
IMA	0	±1	NR		
Non-Hispanic White	1	±1	31	±12	
Total Minority	0	±1	19	±13	
Experienced SH	10	±3	25	±11	
Experienced GD	8	±4	NR		
Not Experienced SH/GD	0	±1	NR		
Experienced SA	88	±6	27	±9	
Not Experienced SA	NA		NA		
National Guard	1	±1	24	±12	
ARNG	1	±1	20	±14	
Enlisted	1	±1	19	±14	
Officers	0	±1	NR		
ANG	0	±1	NR		
Enlisted	0	±1	NR		
Officers	0	±1	NR		
Reserve	0	±1	32	±14	
USAR	1	±1	NR		
Enlisted	1	±1	NR		
Officers	0	±1	NR		
USNR	0	±1	NR		
Enlisted	0	±1	NR		
Officers	0	±1	NR		
USMCR	0	±1	NR		
Enlisted	1	±1	NR		
Officers	0	±1	NR		
USAFR	0	±1	NR		
Enlisted	0	±1	NR		
Officers	0	±1	NR		

NR: Not reportable

NA: Not applicable

178. After this unwanted event...



























a. Did it make you want to leave the Guard or Reserve, or transfer to another Reserve component?

	Percent Responding		Percentages	Max ME	Percentage Reporting Yes
			Yes		
TOTAL DOD	1	±1	42	±5	
National Guard	1	±1	39	±7	
ARNG	1	±1	42	±8	
ANG	1	±1	25	±10	
Reserve	1	±1	45	±7	
USAR	1	±1	49	±9	
USNR	1	±1	32	±13	
USMCR	1	±1	NR		
USAFR	1	±1	33	±11	
Enlisted	1	±1	43	±6	
E1-E4	1	±1	45	±8	
E1-E3	2	±1	45	±11	
E4	1	±1	46	±10	
E5-E9	1	±1	39	±7	
Officers	0	±1	26	±8	
O1-O3	1	±1	28	±11	
O4-O6	0	±1	27	±16	
W1-W5	0	±1	9	±14	
Reserve Unit	1	±1	42	±6	
AGR/FTS/AR	1	±1	36	±11	
IMA	0	±1	NR		
Non-Hispanic White	1	±1	43	±7	
Total Minority	1	±1	39	±8	
FEMALES	3	±1	41	±5	
Enlisted	3	±1	42	±5	
E1-E4	4	±1	45	±7	
E5-E9	3	±1	38	±6	
Officers	2	±1	25	±7	
O1-O3	2	±1	25	±10	
O4-O6	1	±1	27	±11	
Reserve Unit	3	±1	41	±5	
AGR/FTS/AR	2	±1	37	±9	
IMA	1	±1	NR		
Non-Hispanic White	3	±1	45	±6	
Total Minority	3	±1	36	±7	
Experienced SH	13	±2	52	±5	
Experienced GD	9	±2	63	±7	
Not Experienced SH/GD	1	±1	6	±6	
Experienced SA	94	±2	41	±5	
Not Experienced SA	NA		NA		

Note. Percent responding are Reserve component members who answered the question, who indicated they experienced a sexual assault, including meeting the legal criteria to be considered a sexual assault, and who confirmed the experiences happened within the past 12 months (Q67-Q160).

NR: Not reportable

NA: Not applicable




































178a. Continued	Percent Responding		Percentages	Max ME	Percentage Reporting Yes
			Yes		
National Guard	3	±1	41	±7	
ARNG	3	±1	43	±7	
Enlisted	4	±1	44	±8	
Officers	2	±1	25	±13	
ANG	2	±1	31	±10	
Enlisted	2	±1	34	±11	
Officers	1	±1	NR		
Reserve	3	±1	40	±7	
USAR	3	±1	43	±8	
Enlisted	4	±1	45	±9	
Officers	2	±1	26	±13	
USNR	3	±1	38	±15	
Enlisted	3	±1	40	±16	
Officers	1	±1	NR		
USMCR	2	±2	NR		
USAFR	2	±1	26	±10	
Enlisted	2	±1	24	±11	
Officers	1	±1	NR		
MALES	1	±1	43	±10	
Enlisted	1	±1	44	±10	
E1-E4	1	±1	45	±14	
E5-E9	0	±1	41	±13	
Officers	0	±1	NR		
O1-O3	0	±1	NR		
O4-O6	0	±1	NR		
Reserve Unit	1	±1	44	±10	
AGR/FTS/AR	0	±1	NR		
IMA	0	±1	NR		
Non-Hispanic White	1	±1	42	±12	
Total Minority	1	±1	NR		
Experienced SH	10	±3	53	±11	
Experienced GD	9	±4	NR		
Not Experienced SH/GD	0	±1	NR		
Experienced SA	91	±5	43	±10	
Not Experienced SA	NA		NA		
National Guard	1	±1	37	±13	
ARNG	1	±1	40	±14	
Enlisted	1	±1	40	±14	
Officers	0	±1	NR		
ANG	0	±1	NR		
Enlisted	0	±1	NR		
Officers	0	±1	NR		
Reserve	0	±1	53	±14	
USAR	1	±1	NR		
Enlisted	1	±1	NR		
Officers	0	±1	NR		
USNR	0	±1	NR		
Enlisted	0	±1	NR		
Officers	0	±1	NR		
USMCR	0	±1	NR		
Enlisted	1	±1	NR		
Officers	0	±1	NR		
USAFR	0	±1	NR		
Enlisted	0	±1	NR		
Officers	0	±1	NR		

NR: Not reportable

NA: Not applicable

178. After this unwanted event...




























b. Did it ever make it hard to do your job or complete your work?

	Percent Responding		Percentages	Max ME	Percentage Reporting Yes
			Yes		
TOTAL DOD	1	±1	51	±5	
National Guard	1	±1	50	±7	
ARNG	1	±1	48	±8	
ANG	1	±1	58	±11	
Reserve	1	±1	52	±7	
USAR	1	±1	54	±9	
USNR	1	±1	36	±13	
USMCR	1	±1	NR		
USAFR	1	±1	53	±11	
Enlisted	1	±1	52	±5	
E1-E4	1	±1	51	±8	
E1-E3	2	±1	45	±11	
E4	1	±1	56	±10	
E5-E9	1	±1	52	±6	
Officers	0	±1	38	±9	
O1-O3	1	±1	36	±11	
O4-O6	0	±1	39	±15	
W1-W5	0	±1	NR		
Reserve Unit	1	±1	51	±5	
AGR/FTS/AR	1	±1	45	±11	
IMA	0	±1	NR		
Non-Hispanic White	1	±1	51	±7	
Total Minority	1	±1	50	±8	
FEMALES	3	±1	52	±5	
Enlisted	3	±1	54	±5	
E1-E4	4	±1	52	±7	
E5-E9	3	±1	57	±6	
Officers	2	±1	38	±8	
O1-O3	2	±1	36	±11	
O4-O6	1	±1	45	±12	
Reserve Unit	3	±1	52	±5	
AGR/FTS/AR	2	±1	52	±9	
IMA	1	±1	NR		
Non-Hispanic White	3	±1	56	±6	
Total Minority	3	±1	48	±7	
Experienced SH	13	±2	62	±5	
Experienced GD	10	±2	75	±7	
Not Experienced SH/GD	1	±1	26	±9	
Experienced SA	95	±2	52	±5	
Not Experienced SA	NA		NA		

Note. Percent responding are Reserve component members who answered the question, who indicated they experienced a sexual assault, including meeting the legal criteria to be considered a sexual assault, and who confirmed the experiences happened within the past 12 months (Q67-Q160).

NR: Not reportable

NA: Not applicable




































178b. Continued	Percent Responding		Percentages	Max ME	Percentage Reporting Yes
			Yes		
National Guard	3	±1	52	±6	
ARNG	4	±1	52	±7	
Enlisted	4	±1	54	±8	
Officers	2	±1	32	±13	
ANG	2	±1	47	±10	
Enlisted	2	±1	49	±11	
Officers	1	±1	NR		
Reserve	3	±1	53	±7	
USAR	3	±1	55	±8	
Enlisted	4	±1	57	±9	
Officers	2	±1	45	±14	
USNR	3	±1	44	±15	
Enlisted	3	±1	46	±16	
Officers	1	±1	NR		
USMCR	2	±2	NR		
USAFR	2	±1	50	±10	
Enlisted	2	±1	50	±12	
Officers	1	±1	NR		
MALES	1	±1	48	±10	
Enlisted	1	±1	49	±10	
E1-E4	1	±1	50	±14	
E5-E9	0	±1	46	±12	
Officers	0	±1	NR		
O1-O3	0	±1	NR		
O4-O6	0	±1	NR		
Reserve Unit	1	±1	49	±10	
AGR/FTS/AR	0	±1	NR		
IMA	0	±1	NR		
Non-Hispanic White	1	±1	45	±12	
Total Minority	1	±1	55	±16	
Experienced SH	10	±3	59	±11	
Experienced GD	9	±4	NR		
Not Experienced SH/GD	0	±1	NR		
Experienced SA	92	±5	48	±10	
Not Experienced SA	NA		NA		
National Guard	1	±1	48	±12	
ARNG	1	±1	44	±14	
Enlisted	1	±1	44	±14	
Officers	0	±1	NR		
ANG	0	±1	NR		
Enlisted	0	±1	NR		
Officers	0	±1	NR		
Reserve	0	±1	49	±14	
USAR	1	±1	NR		
Enlisted	1	±1	NR		
Officers	0	±1	NR		
USNR	0	±1	NR		
Enlisted	0	±1	NR		
Officers	0	±1	NR		
USMCR	0	±1	NR		
Enlisted	1	±1	NR		
Officers	0	±1	NR		
USAFR	0	±1	NR		
Enlisted	0	±1	NR		
Officers	0	±1	NR		

NR: Not reportable

NA: Not applicable

178. After this unwanted event...




























c. Did you take a sick day or any other type of leave because of the event?

	Percent Responding		Percentages	Max ME	Percentage Reporting Yes
			Yes		
TOTAL DOD	1	±1	24	±5	
National Guard	1	±1	22	±6	
ARNG	1	±1	22	±7	
ANG	1	±1	27	±12	
Reserve	1	±1	26	±7	
USAR	1	±1	31	±10	
USNR	1	±1	11	±8	
USMCR	1	±1	NR		
USAFR	1	±1	24	±11	
Enlisted	1	±1	24	±5	
E1-E4	1	±1	24	±7	
E1-E3	2	±1	18	±9	
E4	1	±1	29	±10	
E5-E9	1	±1	25	±6	
Officers	0	±1	19	±8	
O1-O3	1	±1	17	±10	
O4-O6	0	±1	21	±17	
W1-W5	0	±1	NR		
Reserve Unit	1	±1	23	±5	
AGR/FTS/AR	1	±1	31	±10	
IMA	0	±1	NR		
Non-Hispanic White	1	±1	23	±6	
Total Minority	1	±1	26	±8	
FEMALES	3	±1	26	±4	
Enlisted	3	±1	27	±5	
E1-E4	4	±1	27	±7	
E5-E9	3	±1	28	±5	
Officers	2	±1	15	±6	
O1-O3	2	±1	14	±8	
O4-O6	1	±1	15	±10	
Reserve Unit	3	±1	25	±5	
AGR/FTS/AR	2	±1	40	±9	
IMA	1	±1	NR		
Non-Hispanic White	3	±1	28	±6	
Total Minority	3	±1	24	±7	
Experienced SH	13	±2	30	±5	
Experienced GD	9	±2	37	±8	
Not Experienced SH/GD	1	±1	17	±8	
Experienced SA	95	±2	26	±4	
Not Experienced SA	NA		NA		

Note. Percent responding are Reserve component members who answered the question, who indicated they experienced a sexual assault, including meeting the legal criteria to be considered a sexual assault, and who confirmed the experiences happened within the past 12 months (Q67-Q160).

NR: Not reportable

NA: Not applicable




































178c. Continued	Percent Responding		Percentages	Max ME	Percentage Reporting Yes
			Yes		
National Guard	3	±1	28	±6	
ARNG	3	±1	28	±7	
Enlisted	4	±1	28	±7	
Officers	2	±1	17	±11	
ANG	2	±1	31	±11	
Enlisted	2	±1	34	±12	
Officers	1	±1	NR		
Reserve	3	±1	24	±6	
USAR	3	±1	28	±8	
Enlisted	4	±1	29	±9	
Officers	2	±1	16	±11	
USNR	3	±1	14	±10	
Enlisted	3	±1	15	±11	
Officers	1	±1	NR		
USMCR	2	±2	NR		
USAFR	2	±1	22	±10	
Enlisted	2	±1	22	±11	
Officers	1	±1	22	±18	
MALES	1	±1	21	±10	
Enlisted	1	±1	20	±10	
E1–E4	1	±1	20	±15	
E5–E9	0	±1	20	±13	
Officers	0	±1	NR		
O1–O3	0	±1	NR		
O4–O6	0	±1	NR		
Reserve Unit	1	±1	21	±10	
AGR/FTS/AR	0	±1	NR		
IMA	0	±1	NR		
Non-Hispanic White	1	±1	17	±11	
Total Minority	0	±1	NR		
Experienced SH	10	±3	26	±12	
Experienced GD	9	±4	NR		
Not Experienced SH/GD	0	±1	1	±6	
Experienced SA	90	±5	21	±10	
Not Experienced SA	NA		NA		
National Guard	1	±1	16	±11	
ARNG	1	±1	15	±12	
Enlisted	1	±1	15	±12	
Officers	0	±1	NR		
ANG	0	±1	NR		
Enlisted	0	±1	NR		
Officers	0	±1	NR		
Reserve	0	±1	28	±17	
USAR	1	±1	NR		
Enlisted	1	±1	NR		
Officers	0	±1	NR		
USNR	0	±1	NR		
Enlisted	0	±1	NR		
Officers	0	±1	NR		
USMCR	0	±1	NR		
Enlisted	1	±1	NR		
Officers	0	±1	NR		
USAFR	0	±1	NR		
Enlisted	0	±1	NR		
Officers	0	±1	NR		

NR: Not reportable

NA: Not applicable

178. After this unwanted event...



























d. Did the event damage your personal relationships? For example, with your spouse or a friend.

	Percent Responding		Percentages	Max ME	Percentage Reporting Yes
			Yes		
TOTAL DOD	1	±1	48	±5	
National Guard	1	±1	44	±7	
ARNG	1	±1	44	±8	
ANG	1	±1	42	±12	
Reserve	1	±1	52	±7	
USAR	1	±1	57	±9	
USNR	1	±1	48	±14	
USMCR	1	±1	NR		
USAFR	1	±1	41	±11	
Enlisted	1	±1	48	±6	
E1-E4	1	±1	50	±8	
E1-E3	2	±1	55	±11	
E4	1	±1	46	±10	
E5-E9	1	±1	44	±6	
Officers	0	±1	46	±9	
O1-O3	1	±1	48	±11	
O4-O6	0	±1	40	±15	
W1-W5	0	±1	NR		
Reserve Unit	1	±1	48	±5	
AGR/FTS/AR	1	±1	43	±11	
IMA	0	±1	NR		
Non-Hispanic White	1	±1	49	±7	
Total Minority	1	±1	45	±8	
FEMALES	3	±1	52	±5	
Enlisted	3	±1	53	±5	
E1-E4	4	±1	56	±7	
E5-E9	3	±1	48	±6	
Officers	2	±1	45	±8	
O1-O3	2	±1	47	±10	
O4-O6	1	±1	40	±12	
Reserve Unit	3	±1	52	±5	
AGR/FTS/AR	2	±1	49	±9	
IMA	1	±1	NR		
Non-Hispanic White	3	±1	57	±6	
Total Minority	3	±1	46	±7	
Experienced SH	13	±2	54	±5	
Experienced GD	10	±2	59	±8	
Not Experienced SH/GD	1	±1	48	±10	
Experienced SA	95	±2	52	±5	
Not Experienced SA	NA		NA		

Note. Percent responding are Reserve component members who answered the question, who indicated they experienced a sexual assault, including meeting the legal criteria to be considered a sexual assault, and who confirmed the experiences happened within the past 12 months (Q67-Q160).

NR: Not reportable




































NA: Not applicable

178d. Continued	Percent Responding		Percentages	Max ME	Percentage Reporting Yes
			Yes		
National Guard	3	±1	51	±6	
ARNG	4	±1	52	±7	
Enlisted	4	±1	52	±8	
Officers	2	±1	52	±13	
ANG	2	±1	45	±10	
Enlisted	2	±1	48	±11	
Officers	1	±1	NR		
Reserve	3	±1	53	±7	
USAR	3	±1	56	±8	
Enlisted	4	±1	57	±9	
Officers	2	±1	47	±14	
USNR	3	±1	51	±14	
Enlisted	3	±1	52	±15	
Officers	1	±1	NR		
USMCR	2	±2	NR		
USAFR	2	±1	40	±10	
Enlisted	2	±1	40	±12	
Officers	1	±1	NR		
MALES	1	±1	42	±10	
Enlisted	1	±1	42	±10	
E1–E4	1	±1	44	±14	
E5–E9	0	±1	38	±13	
Officers	0	±1	NR		
O1–O3	0	±1	NR		
O4–O6	0	±1	NR		
Reserve Unit	1	±1	42	±10	
AGR/FTS/AR	0	±1	NR		
IMA	0	±1	NR		
Non-Hispanic White	1	±1	41	±12	
Total Minority	1	±1	NR		
Experienced SH	10	±3	46	±11	
Experienced GD	9	±4	NR		
Not Experienced SH/GD	0	±1	NR		
Experienced SA	91	±5	42	±10	
Not Experienced SA	NA		NA		
National Guard	1	±1	36	±13	
ARNG	1	±1	36	±14	
Enlisted	1	±1	36	±15	
Officers	0	±1	NR		
ANG	0	±1	NR		
Enlisted	0	±1	NR		
Officers	0	±1	NR		
Reserve	0	±1	51	±14	
USAR	1	±1	NR		
Enlisted	1	±1	NR		
Officers	0	±1	NR		
USNR	0	±1	NR		
Enlisted	0	±1	NR		
Officers	0	±1	NR		
USMCR	0	±1	NR		
Enlisted	1	±1	NR		
Officers	0	±1	NR		
USAFR	0	±1	NR		
Enlisted	0	±1	NR		
Officers	0	±1	NR		

NR: Not reportable

NA: Not applicable































178. Experienced a negative reaction as a result of the sexual assault. Constructed from Q178a-d.

	Percent Responding		Percentages	Max ME	Percentage Reporting Yes
			Yes		
TOTAL DOD	1	±1	70	±5	
National Guard	1	±1	67	±7	
ARNG	1	±1	67	±8	
ANG	1	±1	70	±10	
Reserve	1	±1	74	±6	
USAR	1	±1	77	±7	
USNR	1	±1	67	±13	
USMCR	1	±1	NR		
USAFR	1	±1	64	±11	
Enlisted	1	±1	71	±5	
E1-E4	1	±1	74	±7	
E1-E3	2	±1	76	±11	
E4	1	±1	72	±10	
E5-E9	1	±1	67	±6	
Officers	0	±1	59	±9	
O1-O3	1	±1	60	±11	
O4-O6	0	±1	58	±15	
W1-W5	0	±1	NR		
Reserve Unit	1	±1	71	±5	
AGR/FTS/AR	1	±1	62	±13	
IMA	0	±1	NR		
Non-Hispanic White	1	±1	72	±7	
Total Minority	1	±1	68	±7	
FEMALES	3	±1	74	±4	
Enlisted	3	±1	75	±5	
E1-E4	4	±1	76	±7	
E5-E9	3	±1	73	±5	
Officers	2	±1	63	±8	
O1-O3	2	±1	61	±10	
O4-O6	1	±1	70	±12	
Reserve Unit	3	±1	74	±4	
AGR/FTS/AR	2	±1	69	±9	
IMA	1	±1	NR		
Non-Hispanic White	3	±1	75	±5	
Total Minority	3	±1	72	±7	
Experienced SH	13	±2	79	±4	
Experienced GD	9	±2	84	±6	
Not Experienced SH/GD	1	±1	61	±10	
Experienced SA	95	±2	74	±4	
Not Experienced SA	NA		NA		

Note. Percent responding are Reserve component members who answered the question, who indicated they experienced a sexual assault, including meeting the legal criteria to be considered a sexual assault, and who confirmed the experiences happened within the past 12 months (Q67-Q160).

NR: Not reportable




































NA: Not applicable

178. Continued	Percent Responding		Percentages	Max ME	Percentage Reporting Yes
			Yes		
National Guard	3	±1	74	±6	
ARNG	4	±1	76	±6	
Enlisted	4	±1	77	±7	
Officers	2	±1	65	±14	
ANG	2	±1	60	±10	
Enlisted	2	±1	63	±11	
Officers	1	±1	NR		
Reserve	3	±1	74	±6	
USAR	3	±1	76	±8	
Enlisted	4	±1	77	±8	
Officers	2	±1	70	±14	
USNR	3	±1	71	±14	
Enlisted	3	±1	74	±15	
Officers	1	±1	NR		
USMCR	2	±2	NR		
USAFR	2	±1	65	±11	
Enlisted	2	±1	64	±12	
Officers	1	±1	NR		
MALES	1	±1	66	±10	
Enlisted	1	±1	66	±10	
E1-E4	1	±1	71	±14	
E5-E9	0	±1	58	±13	
Officers	0	±1	NR		
O1-O3	0	±1	NR		
O4-O6	0	±1	NR		
Reserve Unit	1	±1	66	±10	
AGR/FTS/AR	0	±1	NR		
IMA	0	±1	NR		
Non-Hispanic White	1	±1	68	±12	
Total Minority	1	±1	62	±16	
Experienced SH	10	±3	72	±11	
Experienced GD	9	±4	NR		
Not Experienced SH/GD	0	±1	NR		
Experienced SA	91	±5	66	±10	
Not Experienced SA	NA		NA		
National Guard	1	±1	60	±13	
ARNG	1	±1	57	±14	
Enlisted	1	±1	57	±14	
Officers	0	±1	NR		
ANG	0	±1	84	±17	
Enlisted	0	±1	NR		
Officers	0	±1	NR		
Reserve	0	±1	75	±12	
USAR	1	±1	78	±16	
Enlisted	1	±1	78	±16	
Officers	0	±1	NR		
USNR	0	±1	NR		
Enlisted	0	±1	NR		
Officers	0	±1	NR		
USMCR	0	±1	NR		
Enlisted	1	±1	NR		
Officers	0	±1	NR		
USAFR	0	±1	NR		
Enlisted	0	±1	NR		
Officers	0	±1	NR		

NR: Not reportable

NA: Not applicable





























179. Did you officially report this unwanted event to the military?

	Percent Responding		Percentages	Max ME	Percentage Reporting Yes
			Yes		
TOTAL DOD	1	±1	19	±4	
National Guard	1	±1	18	±6	
ARNG	1	±1	18	±6	
ANG	1	±1	18	±9	
Reserve	1	±1	21	±7	
USAR	1	±1	24	±9	
USNR	1	±1	17	±12	
USMCR	1	±1	NR		
USAFR	1	±1	14	±8	
Enlisted	1	±1	20	±5	
E1-E4	1	±1	21	±7	
E1-E3	2	±1	23	±11	
E4	1	±1	20	±8	
E5-E9	1	±1	19	±5	
Officers	0	±1	9	±5	
O1-O3	1	±1	11	±8	
O4-O6	0	±1	7	±6	
W1-W5	0	±1	NR		
Reserve Unit	1	±1	19	±5	
AGR/FTS/AR	1	±1	23	±11	
IMA	0	±1	NR		
Non-Hispanic White	1	±1	19	±5	
Total Minority	1	±1	20	±7	
FEMALES	3	±1	22	±4	
Enlisted	3	±1	23	±5	
E1-E4	4	±1	25	±7	
E5-E9	3	±1	20	±5	
Officers	2	±1	13	±6	
O1-O3	2	±1	13	±9	
O4-O6	1	±1	14	±10	
Reserve Unit	3	±1	22	±5	
AGR/FTS/AR	2	±1	25	±9	
IMA	1	±1	NR		
Non-Hispanic White	3	±1	26	±6	
Total Minority	3	±1	17	±6	
Experienced SH	13	±2	27	±5	
Experienced GD	10	±2	27	±8	
Not Experienced SH/GD	1	±1	8	±6	
Experienced SA	95	±2	22	±4	
Not Experienced SA	NA		NA		

Note. Percent responding are Reserve component members who answered the question, who indicated they experienced a sexual assault, including meeting the legal criteria to be considered a sexual assault, and who confirmed the experiences happened within the past 12 months (Q67-Q160).

NR: Not reportable

NA: Not applicable

179. Continued	Percent Responding		Percentages	Max ME	Percentage Reporting Yes
			Yes		
National Guard	3	±1	25	±6	
ARNG	3	±1	25	±7	
Enlisted	4	±1	26	±8	
Officers	2	±1	11	±12	
ANG	2	±1	26	±11	
Enlisted	2	±1	30	±11	
Officers	1	±1	NR		
Reserve	3	±1	18	±5	
USAR	3	±1	18	±7	
Enlisted	4	±1	18	±8	
Officers	2	±1	16	±12	
USNR	3	±1	23	±15	
Enlisted	3	±1	25	±16	
Officers	1	±1	NR		
USMCR	2	±2	NR		
USAFR	2	±1	15	±9	
Enlisted	2	±1	14	±10	
Officers	1	±1	NR		
MALES	1	±1	16	±9	
Enlisted	1	±1	17	±9	
E1-E4	1	±1	17	±13	
E5-E9	0	±1	16	±12	
Officers	0	±1	NR		
O1-O3	0	±1	NR		
O4-O6	0	±1	NR		
Reserve Unit	1	±1	16	±9	
AGR/FTS/AR	0	±1	NR		
IMA	0	±1	NR		
Non-Hispanic White	1	±1	12	±9	
Total Minority	1	±1	24	±17	
Experienced SH	10	±3	16	±9	
Experienced GD	9	±4	11	±15	
Not Experienced SH/GD	0	±1	NR		
Experienced SA	91	±5	16	±9	
Not Experienced SA	NA		NA		
National Guard	1	±1	10	±10	
ARNG	1	±1	10	±11	
Enlisted	1	±1	11	±12	
Officers	0	±1	NR		
ANG	0	±1	NR		
Enlisted	0	±1	NR		
Officers	0	±1	NR		
Reserve	0	±1	26	±15	
USAR	1	±1	NR		
Enlisted	1	±1	NR		
Officers	0	±1	NR		
USNR	0	±1	NR		
Enlisted	0	±1	NR		
Officers	0	±1	NR		
USMCR	0	±1	NR		
Enlisted	1	±1	NR		
Officers	0	±1	NR		
USAFR	0	±1	NR		
Enlisted	0	±1	NR		
Officers	0	±1	NR		

NR: Not reportable

NA: Not applicable

180. What type of report did you make?

1. Only a restricted report 2. Only an unrestricted report 3. A restricted report that turned into an unrestricted report
4. Or were you not sure what type of report it was

	Percent Responding		Percentages				Max ME
			1	2	3	4	
TOTAL DOD	0	±1	19	42	12	27	±11
National Guard	0	±1	17	39	13	31	±16
ARNG	0	±1	16	39	12	NR	±16
ANG	0	±1	NR	NR	NR	NR	
Reserve	0	±1	21	NR	10	23	±16
USAR	0	±1	20	NR	8	NR	±15
USNR	0	±1	NR	NR	NR	NR	
USMCR	0	±1	NR	NR	NR	NR	
USAFR	0	±1	NR	NR	NR	NR	
Enlisted	0	±1	18	43	11	27	±12
E1-E4	0	±1	15	48	10	27	±16
E1-E3	0	±1	NR	NR	9	NR	±15
E4	0	±1	23	NR	11	NR	±17
E5-E9	0	±1	25	32	14	29	±17
Officers	0	±1	NR	NR	NR	NR	
O1-O3	0	±1	NR	NR	NR	NR	
O4-O6	0	±1	NR	NR	NR	NR	
W1-W5	0	±1	NR	NR	NR	NR	
Reserve Unit	0	±1	19	44	11	26	±12
AGR/FTS/AR	0	±1	NR	22	18	NR	±18
IMA	0	±1	NR	NR	NR	NR	
Non-Hispanic White	0	±1	24	45	11	21	±13
Total Minority	0	±1	13	NR	13	NR	±11
FEMALES	1	±1	22	41	15	22	±10
Enlisted	1	±1	21	42	15	22	±11
E1-E4	1	±1	22	40	16	23	±15
E5-E9	1	±1	19	45	15	21	±12
Officers	0	±1	NR	NR	NR	NR	
O1-O3	0	±1	NR	NR	NR	NR	
O4-O6	0	±1	NR	NR	NR	NR	
Reserve Unit	1	±1	22	41	14	22	±11
AGR/FTS/AR	0	±1	16	NR	NR	NR	±14
IMA	0	±1	NR	NR	NR	NR	
Non-Hispanic White	1	±1	26	41	12	22	±13
Total Minority	0	±1	15	40	22	23	±18
Experienced SH	3	±1	19	45	16	20	±11
Experienced GD	3	±1	18	46	13	22	±15
Not Experienced SH/GD	0	±1	NR	NR	NR	NR	
Experienced SA	21	±4	22	41	15	22	±10
Not Experienced SA	NA		NA	NA	NA	NA	

Note. Percent responding are Reserve component members who answered the question, who indicated they experienced a sexual assault, including meeting the legal criteria to be considered a sexual assault, who confirmed the experiences happened within the past 12 months (Q67-Q160); and who made an official report to the military (Q179).

NR: Not reportable

NA: Not applicable

180. Continued	Percent Responding		Percentages				Max ME
			1	2	3	4	
National Guard	1	±1	18	47	13	23	±14
ARNG	1	±1	18	47	12	23	±16
Enlisted	1	±1	17	NR	12	22	±16
Officers	0	±1	NR	NR	NR	NR	
ANG	0	±1	14	NR	NR	NR	±14
Enlisted	1	±1	14	NR	NR	NR	±14
Officers	NA		NA	NA	NA	NA	
Reserve	1	±1	28	32	19	21	±14
USAR	1	±1	NR	36	17	17	±17
Enlisted	1	±1	NR	NR	NR	NR	
Officers	0	±1	NR	NR	NR	NR	
USNR	1	±1	NR	NR	NR	NR	
Enlisted	1	±1	NR	NR	NR	NR	
Officers	NA		NA	NA	NA	NA	
USMCR	NA		NA	NA	NA	NA	
USAFR	0	±1	NR	NR	NR	NR	
Enlisted	0	±1	NR	NR	NR	NR	
Officers	0	±1	NR	NR	NR	NR	
MALES	0	±1	14	NR	5	NR	±16
Enlisted	0	±1	14	NR	5	NR	±16
E1–E4	0	±1	NR	NR	NR	NR	
E5–E9	0	±1	NR	NR	NR	NR	
Officers	NA		NA	NA	NA	NA	
O1–O3	NA		NA	NA	NA	NA	
O4–O6	NA		NA	NA	NA	NA	
Reserve Unit	0	±1	NR	NR	NR	NR	
AGR/FTS/AR	0	±1	NR	NR	NR	NR	
IMA	NA		NA	NA	NA	NA	
Non-Hispanic White	0	±1	NR	NR	NR	NR	
Total Minority	0	±1	NR	NR	NR	NR	
Experienced SH	2	±1	NR	NR	NR	NR	
Experienced GD	1	±1	NR	NR	NR	NR	
Not Experienced SH/GD	0	±1	NR	NR	NR	NR	
Experienced SA	14	±7	14	NR	5	NR	±16
Not Experienced SA	NA		NA	NA	NA	NA	
National Guard	0	±1	NR	NR	NR	NR	
ARNG	0	±1	NR	NR	NR	NR	
Enlisted	0	±1	NR	NR	NR	NR	
Officers	NA		NA	NA	NA	NA	
ANG	0	±1	NR	NR	NR	NR	
Enlisted	0	±1	NR	NR	NR	NR	
Officers	NA		NA	NA	NA	NA	
Reserve	0	±1	NR	NR	NR	NR	
USAR	0	±1	NR	NR	NR	NR	
Enlisted	0	±1	NR	NR	NR	NR	
Officers	NA		NA	NA	NA	NA	
USNR	0	±1	NR	NR	NR	NR	
Enlisted	0	±1	NR	NR	NR	NR	
Officers	NA		NA	NA	NA	NA	
USMCR	0	±1	NR	NR	NR	NR	
Enlisted	0	±1	NR	NR	NR	NR	
Officers	NA		NA	NA	NA	NA	
USAFR	0	±1	NR	NR	NR	NR	
Enlisted	0	±1	NR	NR	NR	NR	
Officers	NA		NA	NA	NA	NA	

NR: Not reportable

NA: Not applicable

181. Was an unrestricted report what you preferred?

1. Yes, that's what you wanted.

2. No, you wanted a restricted report, but could not. For example, someone you talked to filed the unrestricted report.

	Percent Responding		Percentages		Max ME
			1	2	
TOTAL DOD	0	±1	73	27	±17
National Guard	0	±1	80	20	±15
ARNG	0	±1	82	18	±18
ANG	0	±1	NR	NR	
Reserve	0	±1	NR	NR	
USAR	0	±1	NR	NR	
USNR	0	±1	NR	NR	
USMCR	0	±1	NR	NR	
USAFR	0	±1	NR	NR	
Enlisted	0	±1	73	27	±17
E1-E4	0	±1	NR	NR	
E1-E3	0	±1	NR	NR	
E4	0	±1	NR	NR	
E5-E9	0	±1	76	24	±17
Officers	0	±1	NR	NR	
O1-O3	0	±1	NR	NR	
O4-O6	0	±1	NR	NR	
W1-W5	0	±1	NR	NR	
Reserve Unit	0	±1	73	27	±18
AGR/FTS/AR	0	±1	NR	NR	
IMA	0	±1	NR	NR	
Non-Hispanic White	0	±1	74	26	±18
Total Minority	0	±1	NR	NR	
FEMALES	0	±1	79	21	±12
Enlisted	0	±1	79	21	±12
E1-E4	1	±1	80	20	±18
E5-E9	0	±1	77	23	±16
Officers	0	±1	NR	NR	
O1-O3	0	±1	NR	NR	
O4-O6	0	±1	NR	NR	
Reserve Unit	0	±1	79	21	±13
AGR/FTS/AR	0	±1	NR	NR	
IMA	0	±1	NR	NR	
Non-Hispanic White	0	±1	74	26	±17
Total Minority	0	±1	NR	NR	
Experienced SH	2	±1	79	21	±12
Experienced GD	2	±1	81	19	±18
Not Experienced SH/GD	0	±1	NR	NR	
Experienced SA	12	±3	79	21	±12
Not Experienced SA	NA		NA	NA	

Note. Percent responding are Reserve component members who answered the question, who indicated they experienced a sexual assault, including meeting the legal criteria to be considered a sexual assault, who confirmed the experiences happened within the past 12 months (Q67-Q160); and who made either an unrestricted or converted report to the military (Q179/Q180).

NR: Not reportable













NA: Not applicable

181. Continued	Percent Responding		Percentages		Max ME
			1	2	
National Guard	0	±1	80	20	±16
ARNG	1	±1	NR	NR	
Enlisted	1	±1	NR	NR	
Officers	NA		NA	NA	
ANG	0	±1	NR	NR	
Enlisted	0	±1	NR	NR	
Officers	NA		NA	NA	
Reserve	0	±1	NR	NR	
USAR	0	±1	NR	NR	
Enlisted	0	±1	NR	NR	
Officers	0	±1	NR	NR	
USNR	0	±1	NR	NR	
Enlisted	0	±1	NR	NR	
Officers	NA		NA	NA	
USMCR	NA		NA	NA	
USAFR	0	±1	NR	NR	
Enlisted	0	±1	NR	NR	
Officers	NA		NA	NA	
MALES	0	±1	NR	NR	
Enlisted	0	±1	NR	NR	
E1–E4	0	±1	NR	NR	
E5–E9	0	±1	NR	NR	
Officers	NA		NA	NA	
O1–O3	NA		NA	NA	
O4–O6	NA		NA	NA	
Reserve Unit	0	±1	NR	NR	
AGR/FTS/AR	NA		NA	NA	
IMA	NA		NA	NA	
Non-Hispanic White	0	±1	NR	NR	
Total Minority	0	±1	NR	NR	
Experienced SH	1	±1	NR	NR	
Experienced GD	0	±1	NR	NR	
Not Experienced SH/GD	0	±1	NR	NR	
Experienced SA	7	±5	NR	NR	
Not Experienced SA	NA		NA	NA	
National Guard	0	±1	NR	NR	
ARNG	0	±1	NR	NR	
Enlisted	0	±1	NR	NR	
Officers	NA		NA	NA	
ANG	NA		NA	NA	
Enlisted	NA		NA	NA	
Officers	NA		NA	NA	
Reserve	0	±1	NR	NR	
USAR	0	±1	NR	NR	
Enlisted	0	±1	NR	NR	
Officers	NA		NA	NA	
USNR	NA		NA	NA	
Enlisted	NA		NA	NA	
Officers	NA		NA	NA	
USMCR	0	±1	NR	NR	
Enlisted	0	±1	NR	NR	
Officers	NA		NA	NA	
USAFR	NA		NA	NA	
Enlisted	NA		NA	NA	
Officers	NA		NA	NA	

NR: Not reportable

NA: Not applicable

182. Did you receive an expedited transfer as a result of your report of sexual assault?

	Percent Responding		Percentages	Max ME	Percentage Reporting Yes
			Yes		
TOTAL DOD	0	±1	19	±17	
National Guard	0	±1	NR		
ARNG	0	±1	NR		
ANG	0	±1	NR		
Reserve	0	±1	NR		
USAR	0	±1	NR		
USNR	0	±1	NR		
USMCR	0	±1	NR		
USAFR	0	±1	NR		
Enlisted	0	±1	20	±18	
E1-E4	0	±1	NR		
E1-E3	0	±1	NR		
E4	0	±1	NR		
E5-E9	0	±1	13	±13	
Officers	0	±1	NR		
O1-O3	0	±1	NR		
O4-O6	0	±1	NR		
W1-W5	0	±1	NR		
Reserve Unit	0	±1	NR		
AGR/FTS/AR	0	±1	NR		
IMA	0	±1	NR		
Non-Hispanic White	0	±1	NR		
Total Minority	0	±1	NR		
FEMALES	1	±1	12	±11	
Enlisted	1	±1	13	±12	
E1-E4	1	±1	NR		
E5-E9	0	±1	12	±13	
Officers	0	±1	NR		
O1-O3	0	±1	NR		
O4-O6	0	±1	NR		
Reserve Unit	1	±1	11	±13	
AGR/FTS/AR	0	±1	NR		
IMA	0	±1	NR		
Non-Hispanic White	1	±1	17	±17	
Total Minority	0	±1	4	±11	
Experienced SH	3	±1	14	±13	
Experienced GD	2	±1	9	±12	
Not Experienced SH/GD	0	±1	NR		
Experienced SA	20	±5	12	±11	
Not Experienced SA	NA		NA		

Note. Percent responding are Reserve component members who answered the question, who indicated they experienced a sexual assault, including meeting the legal criteria to be considered a sexual assault, who confirmed the experiences happened within the past 12 months (Q67-Q160); and who made an official report to the military (Q179).

NR: Not reportable

NA: Not applicable

182. Continued	Percent Responding		Percentages	Max ME	Percentage Reporting Yes
			Yes		
National Guard	1	±1	6	±12	
ARNG	1	±1	NR		
Enlisted	1	±1	NR		
Officers	0	±1	NR		
ANG	1	±1	NR		
Enlisted	1	±1	NR		
Officers	NA		NA		
Reserve	0	±1	NR		
USAR	1	±1	NR		
Enlisted	1	±1	NR		
Officers	0	±1	NR		
USNR	0	±1	NR		
Enlisted	1	±1	NR		
Officers	NA		NA		
USMCR	NA		NA		
USAFR	0	±1	NR		
Enlisted	0	±1	NR		
Officers	0	±1	NR		
MALES	0	±1	NR		
Enlisted	0	±1	NR		
E1–E4	0	±1	NR		
E5–E9	0	±1	NR		
Officers	NA		NA		
O1–O3	NA		NA		
O4–O6	NA		NA		
Reserve Unit	0	±1	NR		
AGR/FTS/AR	0	±1	NR		
IMA	NA		NA		
Non-Hispanic White	0	±1	NR		
Total Minority	0	±1	NR		
Experienced SH	2	±2	NR		
Experienced GD	1	±1	NR		
Not Experienced SH/GD	0	±1	NR		
Experienced SA	13	±8	NR		
Not Experienced SA	NA		NA		
National Guard	0	±1	NR		
ARNG	0	±1	NR		
Enlisted	0	±1	NR		
Officers	NA		NA		
ANG	0	±1	NR		
Enlisted	0	±1	NR		
Officers	NA		NA		
Reserve	0	±1	NR		
USAR	0	±1	NR		
Enlisted	0	±1	NR		
Officers	NA		NA		
USNR	0	±1	NR		
Enlisted	0	±1	NR		
Officers	NA		NA		
USMCR	0	±1	NR		
Enlisted	0	±1	NR		
Officers	NA		NA		
USAFR	0	±1	NR		
Enlisted	0	±1	NR		
Officers	NA		NA		

NR: Not reportable

NA: Not applicable

183. Compared to the time before you were transferred, are the following aspects of your life better, worse, or about the same?

a. Social support

1. Better than before
4. Not applicable

2. About the same as before

3. Worse than before

	Percent Responding		Percentages				Max ME
			1	2	3	4	
TOTAL DOD	0	±1	NR	2	NR	81	±17
National Guard	0	±1	NR	3	NR	NR	±8
ARNG	0	±1	NR	1	NR	NR	±7
ANG	0	±1	NR	NR	NR	NR	
Reserve	0	±1	3	1	NR	NR	±6
USAR	0	±1	NR	1	NR	NR	±3
USNR	0	±1	NR	NR	NR	NR	
USMCR	0	±1	NR	NR	NR	NR	
USAFR	0	±1	NR	NR	NR	NR	
Enlisted	0	±1	NR	2	NR	80	±18
E1-E4	0	±1	NR	1	NR	NR	±7
E1-E3	0	±1	NR	NR	NR	NR	
E4	0	±1	NR	NR	NR	NR	
E5-E9	0	±1	3	3	NR	87	±13
Officers	0	±1	NR	NR	NR	NR	
O1-O3	0	±1	NR	NR	NR	NR	
O4-O6	0	±1	NR	NR	NR	NR	
W1-W5	0	±1	NR	NR	NR	NR	
Reserve Unit	0	±1	NR	1	NR	NR	±4
AGR/FTS/AR	0	±1	NR	5	NR	NR	±10
IMA	0	±1	NR	NR	NR	NR	
Non-Hispanic White	0	±1	1	3	NR	NR	±6
Total Minority	0	±1	NR	NR	1	NR	±4
FEMALES	1	±1	2	3	7	88	±13
Enlisted	1	±1	2	3	8	87	±13
E1-E4	1	±1	2	NR	NR	NR	±8
E5-E9	0	±1	NR	4	5	88	±13
Officers	0	±1	NR	NR	NR	NR	
O1-O3	0	±1	NR	NR	NR	NR	
O4-O6	0	±1	NR	NR	NR	NR	
Reserve Unit	1	±1	1	2	8	89	±14
AGR/FTS/AR	0	±1	NR	8	NR	NR	±15
IMA	0	±1	NR	NR	NR	NR	
Non-Hispanic White	1	±1	1	5	NR	83	±17
Total Minority	0	±1	NR	NR	1	96	±11
Experienced SH	3	±1	2	3	8	86	±14
Experienced GD	2	±1	4	4	1	91	±12
Not Experienced SH/GD	0	±1	NR	NR	NR	NR	
Experienced SA	20	±5	2	3	7	88	±13
Not Experienced SA	NA		NA	NA	NA	NA	

Note. Percent responding are Reserve component members who answered the question, who indicated they experienced a sexual assault, including meeting the legal criteria to be considered a sexual assault, who confirmed the experiences happened within the past 12 months (Q67-Q160); and who made an official report to the military (Q179).

NR: Not reportable

NA: Not applicable

183a. Continued	Percent Responding		Percentages				Max ME
			1	2	3	4	
National Guard	1	±1	NR	4	NR	94	±12
ARNG	1	±1	NR	NR	NR	NR	
Enlisted	1	±1	NR	NR	NR	NR	
Officers	0	±1	NR	NR	NR	NR	
ANG	1	±1	NR	NR	NR	NR	
Enlisted	1	±1	NR	NR	NR	NR	
Officers	NA		NA	NA	NA	NA	
Reserve	0	±1	4	1	NR	NR	±10
USAR	1	±1	NR	2	NR	NR	±5
Enlisted	1	±1	NR	2	NR	NR	±5
Officers	0	±1	NR	NR	NR	NR	
USNR	0	±1	NR	NR	NR	NR	
Enlisted	1	±1	NR	NR	NR	NR	
Officers	NA		NA	NA	NA	NA	
USMCR	NA		NA	NA	NA	NA	
USAFR	0	±1	NR	NR	NR	NR	
Enlisted	0	±1	NR	NR	NR	NR	
Officers	0	±1	NR	NR	NR	NR	
MALES	0	±1	NR	NR	NR	NR	
Enlisted	0	±1	NR	NR	NR	NR	
E1–E4	0	±1	NR	NR	NR	NR	
E5–E9	0	±1	NR	NR	NR	NR	
Officers	NA		NA	NA	NA	NA	
O1–O3	NA		NA	NA	NA	NA	
O4–O6	NA		NA	NA	NA	NA	
Reserve Unit	0	±1	NR	NR	NR	NR	
AGR/FTS/AR	0	±1	NR	NR	NR	NR	
IMA	NA		NA	NA	NA	NA	
Non-Hispanic White	0	±1	1	NR	NR	NR	±8
Total Minority	0	±1	NR	NR	NR	NR	
Experienced SH	2	±2	NR	NR	NR	NR	
Experienced GD	1	±1	NR	NR	NR	NR	
Not Experienced SH/GD	0	±1	NR	NR	NR	NR	
Experienced SA	13	±8	NR	NR	NR	NR	
Not Experienced SA	NA		NA	NA	NA	NA	
National Guard	0	±1	NR	NR	NR	NR	
ARNG	0	±1	NR	NR	NR	NR	
Enlisted	0	±1	NR	NR	NR	NR	
Officers	NA		NA	NA	NA	NA	
ANG	0	±1	NR	NR	NR	NR	
Enlisted	0	±1	NR	NR	NR	NR	
Officers	NA		NA	NA	NA	NA	
Reserve	0	±1	1	NR	NR	NR	±6
USAR	0	±1	NR	NR	NR	NR	
Enlisted	0	±1	NR	NR	NR	NR	
Officers	NA		NA	NA	NA	NA	
USNR	0	±1	NR	NR	NR	NR	
Enlisted	0	±1	NR	NR	NR	NR	
Officers	NA		NA	NA	NA	NA	
USMCR	0	±1	NR	NR	NR	NR	
Enlisted	0	±1	NR	NR	NR	NR	
Officers	NA		NA	NA	NA	NA	
USAFR	0	±1	NR	NR	NR	NR	
Enlisted	0	±1	NR	NR	NR	NR	
Officers	NA		NA	NA	NA	NA	

NR: Not reportable

NA: Not applicable

183. Compared to the time before you were transferred, are the following aspects of your life better, worse, or about the same?

b. Medical/Mental health care

1. Better than before

2. About the same as before

3. Worse than before

4. Not applicable

	Percent Responding		Percentages				Max ME
			1	2	3	4	
TOTAL DOD	0	±1	NR	3	NR	81	±17
National Guard	0	±1	NR	5	NR	NR	±9
ARNG	0	±1	NR	3	NR	NR	±10
ANG	0	±1	NR	NR	NR	NR	
Reserve	0	±1	NR	2	NR	NR	±5
USAR	0	±1	NR	0	NR	NR	±2
USNR	0	±1	NR	NR	NR	NR	
USMCR	0	±1	NR	NR	NR	NR	
USAFR	0	±1	NR	NR	NR	NR	
Enlisted	0	±1	NR	3	NR	80	±18
E1-E4	0	±1	NR	1	NR	NR	±7
E1-E3	0	±1	NR	NR	NR	NR	
E4	0	±1	NR	NR	NR	NR	
E5-E9	0	±1	1	6	NR	88	±14
Officers	0	±1	NR	NR	NR	NR	
O1-O3	0	±1	NR	NR	NR	NR	
O4-O6	0	±1	NR	NR	NR	NR	
W1-W5	0	±1	NR	NR	NR	NR	
Reserve Unit	0	±1	NR	3	NR	NR	±5
AGR/FTS/AR	0	±1	NR	2	NR	NR	±9
IMA	0	±1	NR	NR	NR	NR	
Non-Hispanic White	0	±1	NR	4	NR	NR	±7
Total Minority	0	±1	NR	2	1	NR	±8
FEMALES	1	±1	4	5	NR	88	±12
Enlisted	1	±1	4	5	NR	87	±12
E1-E4	1	±1	NR	NR	NR	NR	
E5-E9	0	±1	1	9	1	88	±13
Officers	0	±1	NR	NR	NR	NR	
O1-O3	0	±1	NR	NR	NR	NR	
O4-O6	0	±1	NR	NR	NR	NR	
Reserve Unit	1	±1	NR	5	NR	89	±13
AGR/FTS/AR	0	±1	NR	NR	NR	NR	
IMA	0	±1	NR	NR	NR	NR	
Non-Hispanic White	1	±1	NR	6	NR	83	±17
Total Minority	0	±1	NR	NR	1	96	±11
Experienced SH	3	±1	NR	5	NR	86	±13
Experienced GD	2	±1	NR	6	1	91	±12
Not Experienced SH/GD	0	±1	NR	NR	NR	NR	
Experienced SA	20	±5	4	5	NR	88	±12
Not Experienced SA	NA		NA	NA	NA	NA	

Note. Percent responding are Reserve component members who answered the question, who indicated they experienced a sexual assault, including meeting the legal criteria to be considered a sexual assault, who confirmed the experiences happened within the past 12 months (Q67-Q160); and who made an official report to the military (Q179).

NR: Not reportable

NA: Not applicable

183b. Continued	Percent Responding		Percentages				Max ME
			1	2	3	4	
National Guard	1	±1	NR	6	NR	94	±12
ARNG	1	±1	NR	NR	NR	NR	
Enlisted	1	±1	NR	NR	NR	NR	
Officers	0	±1	NR	NR	NR	NR	
ANG	1	±1	NR	NR	NR	NR	
Enlisted	1	±1	NR	NR	NR	NR	
Officers	NA		NA	NA	NA	NA	
Reserve	0	±1	NR	3	NR	NR	±9
USAR	1	±1	NR	1	NR	NR	±4
Enlisted	1	±1	NR	1	NR	NR	±5
Officers	0	±1	NR	NR	NR	NR	
USNR	0	±1	NR	NR	NR	NR	
Enlisted	1	±1	NR	NR	NR	NR	
Officers	NA		NA	NA	NA	NA	
USMCR	NA		NA	NA	NA	NA	
USAFR	0	±1	NR	NR	NR	NR	
Enlisted	0	±1	NR	NR	NR	NR	
Officers	0	±1	NR	NR	NR	NR	
MALES	0	±1	NR	NR	NR	NR	
Enlisted	0	±1	NR	NR	NR	NR	
E1–E4	0	±1	NR	NR	NR	NR	
E5–E9	0	±1	NR	NR	NR	NR	
Officers	NA		NA	NA	NA	NA	
O1–O3	NA		NA	NA	NA	NA	
O4–O6	NA		NA	NA	NA	NA	
Reserve Unit	0	±1	NR	NR	NR	NR	
AGR/FTS/AR	0	±1	NR	NR	NR	NR	
IMA	NA		NA	NA	NA	NA	
Non-Hispanic White	0	±1	NR	NR	NR	NR	
Total Minority	0	±1	NR	NR	NR	NR	
Experienced SH	2	±2	NR	NR	NR	NR	
Experienced GD	1	±1	NR	NR	NR	NR	
Not Experienced SH/GD	0	±1	NR	NR	NR	NR	
Experienced SA	13	±8	NR	NR	NR	NR	
Not Experienced SA	NA		NA	NA	NA	NA	
National Guard	0	±1	NR	NR	NR	NR	
ARNG	0	±1	NR	NR	NR	NR	
Enlisted	0	±1	NR	NR	NR	NR	
Officers	NA		NA	NA	NA	NA	
ANG	0	±1	NR	NR	NR	NR	
Enlisted	0	±1	NR	NR	NR	NR	
Officers	NA		NA	NA	NA	NA	
Reserve	0	±1	NR	NR	NR	NR	
USAR	0	±1	NR	NR	NR	NR	
Enlisted	0	±1	NR	NR	NR	NR	
Officers	NA		NA	NA	NA	NA	
USNR	0	±1	NR	NR	NR	NR	
Enlisted	0	±1	NR	NR	NR	NR	
Officers	NA		NA	NA	NA	NA	
USMCR	0	±1	NR	NR	NR	NR	
Enlisted	0	±1	NR	NR	NR	NR	
Officers	NA		NA	NA	NA	NA	
USAFR	0	±1	NR	NR	NR	NR	
Enlisted	0	±1	NR	NR	NR	NR	
Officers	NA		NA	NA	NA	NA	

NR: Not reportable

NA: Not applicable

183. Compared to the time before you were transferred, are the following aspects of your life better, worse, or about the same?

c. Career progression

1. Better than before
4. Not applicable

2. About the same as before

3. Worse than before

	Percent Responding		Percentages				Max ME
			1	2	3	4	
TOTAL DOD	0	±1	8	3	NR	81	±17
National Guard	0	±1	NR	1	NR	NR	±6
ARNG	0	±1	NR	1	NR	NR	±7
ANG	0	±1	NR	NR	NR	NR	
Reserve	0	±1	6	NR	NR	NR	±11
USAR	0	±1	NR	NR	NR	NR	
USNR	0	±1	NR	NR	NR	NR	
USMCR	0	±1	NR	NR	NR	NR	
USAFR	0	±1	NR	NR	NR	NR	
Enlisted	0	±1	8	3	NR	80	±18
E1-E4	0	±1	NR	NR	NR	NR	
E1-E3	0	±1	NR	NR	NR	NR	
E4	0	±1	NR	NR	NR	NR	
E5-E9	0	±1	4	3	NR	87	±13
Officers	0	±1	NR	NR	NR	NR	
O1-O3	0	±1	NR	NR	NR	NR	
O4-O6	0	±1	NR	NR	NR	NR	
W1-W5	0	±1	NR	NR	NR	NR	
Reserve Unit	0	±1	8	2	NR	NR	±15
AGR/FTS/AR	0	±1	NR	5	NR	NR	±10
IMA	0	±1	NR	NR	NR	NR	
Non-Hispanic White	0	±1	6	5	NR	NR	±12
Total Minority	0	±1	NR	NR	NR	NR	
FEMALES	1	±1	6	4	1	88	±11
Enlisted	1	±1	7	5	1	87	±12
E1-E4	1	±1	NR	NR	NR	NR	
E5-E9	0	±1	4	4	NR	88	±13
Officers	0	±1	NR	NR	NR	NR	
O1-O3	0	±1	NR	NR	NR	NR	
O4-O6	0	±1	NR	NR	NR	NR	
Reserve Unit	1	±1	6	NR	1	89	±13
AGR/FTS/AR	0	±1	NR	8	NR	NR	±15
IMA	0	±1	NR	NR	NR	NR	
Non-Hispanic White	1	±1	NR	NR	NR	83	±17
Total Minority	0	±1	4	NR	NR	96	±11
Experienced SH	3	±1	7	5	1	86	±13
Experienced GD	2	±1	8	1	NR	91	±12
Not Experienced SH/GD	0	±1	NR	NR	NR	NR	
Experienced SA	20	±5	6	4	1	88	±11
Not Experienced SA	NA		NA	NA	NA	NA	

Note. Percent responding are Reserve component members who answered the question, who indicated they experienced a sexual assault, including meeting the legal criteria to be considered a sexual assault, who confirmed the experiences happened within the past 12 months (Q67-Q160); and who made an official report to the military (Q179).

NR: Not reportable

NA: Not applicable

183c. Continued	Percent Responding		Percentages				Max ME
			1	2	3	4	
National Guard	1	±1	NR	1	NR	94	±12
ARNG	1	±1	NR	NR	NR	NR	
Enlisted	1	±1	NR	NR	NR	NR	
Officers	0	±1	NR	NR	NR	NR	
ANG	1	±1	NR	NR	NR	NR	
Enlisted	1	±1	NR	NR	NR	NR	
Officers	NA		NA	NA	NA	NA	
Reserve	0	±1	NR	NR	NR	NR	
USAR	1	±1	NR	NR	NR	NR	
Enlisted	1	±1	NR	NR	NR	NR	
Officers	0	±1	NR	NR	NR	NR	
USNR	0	±1	NR	NR	NR	NR	
Enlisted	1	±1	NR	NR	NR	NR	
Officers	NA		NA	NA	NA	NA	
USMCR	NA		NA	NA	NA	NA	
USAFR	0	±1	NR	NR	NR	NR	
Enlisted	0	±1	NR	NR	NR	NR	
Officers	0	±1	NR	NR	NR	NR	
MALES	0	±1	NR	NR	NR	NR	
Enlisted	0	±1	NR	NR	NR	NR	
E1–E4	0	±1	NR	NR	NR	NR	
E5–E9	0	±1	NR	NR	NR	NR	
Officers	NA		NA	NA	NA	NA	
O1–O3	NA		NA	NA	NA	NA	
O4–O6	NA		NA	NA	NA	NA	
Reserve Unit	0	±1	NR	NR	NR	NR	
AGR/FTS/AR	0	±1	NR	NR	NR	NR	
IMA	NA		NA	NA	NA	NA	
Non-Hispanic White	0	±1	1	NR	NR	NR	±8
Total Minority	0	±1	NR	NR	NR	NR	
Experienced SH	2	±2	NR	NR	NR	NR	
Experienced GD	1	±1	NR	NR	NR	NR	
Not Experienced SH/GD	0	±1	NR	NR	NR	NR	
Experienced SA	13	±8	NR	NR	NR	NR	
Not Experienced SA	NA		NA	NA	NA	NA	
National Guard	0	±1	NR	NR	NR	NR	
ARNG	0	±1	NR	NR	NR	NR	
Enlisted	0	±1	NR	NR	NR	NR	
Officers	NA		NA	NA	NA	NA	
ANG	0	±1	NR	NR	NR	NR	
Enlisted	0	±1	NR	NR	NR	NR	
Officers	NA		NA	NA	NA	NA	
Reserve	0	±1	1	NR	NR	NR	±6
USAR	0	±1	NR	NR	NR	NR	
Enlisted	0	±1	NR	NR	NR	NR	
Officers	NA		NA	NA	NA	NA	
USNR	0	±1	NR	NR	NR	NR	
Enlisted	0	±1	NR	NR	NR	NR	
Officers	NA		NA	NA	NA	NA	
USMCR	0	±1	NR	NR	NR	NR	
Enlisted	0	±1	NR	NR	NR	NR	
Officers	NA		NA	NA	NA	NA	
USAFR	0	±1	NR	NR	NR	NR	
Enlisted	0	±1	NR	NR	NR	NR	
Officers	NA		NA	NA	NA	NA	

NR: Not reportable

NA: Not applicable

183. Compared to the time before you were transferred, are the following aspects of your life better, worse, or about the same?

d. Treatment by peers

1. Better than before
4. Not applicable

2. About the same as before

3. Worse than before

	Percent Responding		Percentages				Max ME
			1	2	3	4	
TOTAL DOD	0	±1	NR	2	NR	81	±17
National Guard	0	±1	NR	3	NR	NR	±8
ARNG	0	±1	NR	1	NR	NR	±7
ANG	0	±1	NR	NR	NR	NR	
Reserve	0	±1	4	2	NR	NR	±12
USAR	0	±1	NR	0	NR	NR	±2
USNR	0	±1	NR	NR	NR	NR	
USMCR	0	±1	NR	NR	NR	NR	
USAFR	0	±1	NR	NR	NR	NR	
Enlisted	0	±1	NR	3	NR	80	±18
E1-E4	0	±1	NR	1	NR	NR	±7
E1-E3	0	±1	NR	NR	NR	NR	
E4	0	±1	NR	NR	NR	NR	
E5-E9	0	±1	1	5	NR	87	±13
Officers	0	±1	NR	NR	NR	NR	
O1-O3	0	±1	NR	NR	NR	NR	
O4-O6	0	±1	NR	NR	NR	NR	
W1-W5	0	±1	NR	NR	NR	NR	
Reserve Unit	0	±1	NR	2	NR	NR	±4
AGR/FTS/AR	0	±1	NR	6	3	NR	±13
IMA	0	±1	NR	NR	NR	NR	
Non-Hispanic White	0	±1	4	3	NR	NR	±11
Total Minority	0	±1	NR	2	NR	NR	±7
FEMALES	1	±1	4	4	5	88	±12
Enlisted	1	±1	NR	4	5	87	±12
E1-E4	1	±1	NR	NR	NR	NR	
E5-E9	0	±1	NR	7	NR	88	±13
Officers	0	±1	NR	NR	NR	NR	
O1-O3	0	±1	NR	NR	NR	NR	
O4-O6	0	±1	NR	NR	NR	NR	
Reserve Unit	1	±1	NR	3	NR	89	±13
AGR/FTS/AR	0	±1	NR	NR	NR	NR	
IMA	0	±1	NR	NR	NR	NR	
Non-Hispanic White	1	±1	NR	4	NR	83	±17
Total Minority	0	±1	NR	4	NR	96	±11
Experienced SH	3	±1	NR	5	5	86	±13
Experienced GD	2	±1	NR	7	NR	91	±12
Not Experienced SH/GD	0	±1	NR	NR	NR	NR	
Experienced SA	20	±5	4	4	5	88	±12
Not Experienced SA	NA		NA	NA	NA	NA	

Note. Percent responding are Reserve component members who answered the question, who indicated they experienced a sexual assault, including meeting the legal criteria to be considered a sexual assault, who confirmed the experiences happened within the past 12 months (Q67-Q160); and who made an official report to the military (Q179).

NR: Not reportable

NA: Not applicable

183d. Continued	Percent Responding		Percentages				Max ME
			1	2	3	4	
National Guard	1	±1	NR	4	NR	94	±12
ARNG	1	±1	NR	NR	NR	NR	
Enlisted	1	±1	NR	NR	NR	NR	
Officers	0	±1	NR	NR	NR	NR	
ANG	1	±1	NR	NR	NR	NR	
Enlisted	1	±1	NR	NR	NR	NR	
Officers	NA		NA	NA	NA	NA	
Reserve	0	±1	NR	4	NR	NR	±8
USAR	1	±1	NR	1	NR	NR	±4
Enlisted	1	±1	NR	1	NR	NR	±5
Officers	0	±1	NR	NR	NR	NR	
USNR	0	±1	NR	NR	NR	NR	
Enlisted	1	±1	NR	NR	NR	NR	
Officers	NA		NA	NA	NA	NA	
USMCR	NA		NA	NA	NA	NA	
USAFR	0	±1	NR	NR	NR	NR	
Enlisted	0	±1	NR	NR	NR	NR	
Officers	0	±1	NR	NR	NR	NR	
MALES	0	±1	NR	NR	NR	NR	
Enlisted	0	±1	NR	NR	NR	NR	
E1–E4	0	±1	NR	NR	NR	NR	
E5–E9	0	±1	NR	NR	NR	NR	
Officers	NA		NA	NA	NA	NA	
O1–O3	NA		NA	NA	NA	NA	
O4–O6	NA		NA	NA	NA	NA	
Reserve Unit	0	±1	NR	NR	NR	NR	
AGR/FTS/AR	0	±1	NR	NR	NR	NR	
IMA	NA		NA	NA	NA	NA	
Non-Hispanic White	0	±1	1	NR	NR	NR	±8
Total Minority	0	±1	NR	NR	NR	NR	
Experienced SH	2	±2	NR	NR	NR	NR	
Experienced GD	1	±1	NR	NR	NR	NR	
Not Experienced SH/GD	0	±1	NR	NR	NR	NR	
Experienced SA	13	±8	NR	NR	NR	NR	
Not Experienced SA	NA		NA	NA	NA	NA	
National Guard	0	±1	NR	NR	NR	NR	
ARNG	0	±1	NR	NR	NR	NR	
Enlisted	0	±1	NR	NR	NR	NR	
Officers	NA		NA	NA	NA	NA	
ANG	0	±1	NR	NR	NR	NR	
Enlisted	0	±1	NR	NR	NR	NR	
Officers	NA		NA	NA	NA	NA	
Reserve	0	±1	1	NR	NR	NR	±6
USAR	0	±1	NR	NR	NR	NR	
Enlisted	0	±1	NR	NR	NR	NR	
Officers	NA		NA	NA	NA	NA	
USNR	0	±1	NR	NR	NR	NR	
Enlisted	0	±1	NR	NR	NR	NR	
Officers	NA		NA	NA	NA	NA	
USMCR	0	±1	NR	NR	NR	NR	
Enlisted	0	±1	NR	NR	NR	NR	
Officers	NA		NA	NA	NA	NA	
USAFR	0	±1	NR	NR	NR	NR	
Enlisted	0	±1	NR	NR	NR	NR	
Officers	NA		NA	NA	NA	NA	

NR: Not reportable

NA: Not applicable

183. Compared to the time before you were transferred, are the following aspects of your life better, worse, or about the same?

e. Treatment by leadership

1. Better than before

2. About the same as before

3. Worse than before

4. Not applicable

	Percent Responding		Percentages				Max ME
			1	2	3	4	
TOTAL DOD	0	±1	NR	2	NR	81	±17
National Guard	0	±1	NR	3	NR	NR	±8
ARNG	0	±1	NR	1	NR	NR	±7
ANG	0	±1	NR	NR	NR	NR	
Reserve	0	±1	4	2	NR	NR	±12
USAR	0	±1	NR	0	NR	NR	±2
USNR	0	±1	NR	NR	NR	NR	
USMCR	0	±1	NR	NR	NR	NR	
USAFR	0	±1	NR	NR	NR	NR	
Enlisted	0	±1	NR	2	NR	80	±18
E1-E4	0	±1	NR	2	NR	NR	±6
E1-E3	0	±1	NR	NR	NR	NR	
E4	0	±1	NR	2	NR	NR	±8
E5-E9	0	±1	3	3	NR	87	±13
Officers	0	±1	NR	NR	NR	NR	
O1-O3	0	±1	NR	NR	NR	NR	
O4-O6	0	±1	NR	NR	NR	NR	
W1-W5	0	±1	NR	NR	NR	NR	
Reserve Unit	0	±1	NR	1	NR	NR	±4
AGR/FTS/AR	0	±1	NR	NR	3	NR	±10
IMA	0	±1	NR	NR	NR	NR	
Non-Hispanic White	0	±1	NR	3	NR	NR	±6
Total Minority	0	±1	NR	1	NR	NR	±4
FEMALES	1	±1	4	4	5	88	±12
Enlisted	1	±1	4	4	5	87	±12
E1-E4	1	±1	NR	4	NR	NR	±10
E5-E9	0	±1	NR	4	NR	88	±13
Officers	0	±1	NR	NR	NR	NR	
O1-O3	0	±1	NR	NR	NR	NR	
O4-O6	0	±1	NR	NR	NR	NR	
Reserve Unit	1	±1	NR	2	NR	89	±13
AGR/FTS/AR	0	±1	NR	NR	NR	NR	
IMA	0	±1	NR	NR	NR	NR	
Non-Hispanic White	1	±1	NR	5	NR	83	±17
Total Minority	0	±1	NR	1	NR	96	±11
Experienced SH	3	±1	NR	4	5	86	±13
Experienced GD	2	±1	NR	7	NR	91	±12
Not Experienced SH/GD	0	±1	NR	NR	NR	NR	
Experienced SA	20	±5	4	4	5	88	±12
Not Experienced SA	NA		NA	NA	NA	NA	

Note. Percent responding are Reserve component members who answered the question, who indicated they experienced a sexual assault, including meeting the legal criteria to be considered a sexual assault, who confirmed the experiences happened within the past 12 months (Q67-Q160); and who made an official report to the military (Q179).

NR: Not reportable

NA: Not applicable

183e. Continued	Percent Responding		Percentages				Max ME
			1	2	3	4	
National Guard	1	±1	NR	4	NR	94	±12
ARNG	1	±1	NR	NR	NR	NR	
Enlisted	1	±1	NR	NR	NR	NR	
Officers	0	±1	NR	NR	NR	NR	
ANG	1	±1	NR	NR	NR	NR	
Enlisted	1	±1	NR	NR	NR	NR	
Officers	NA		NA	NA	NA	NA	
Reserve	0	±1	NR	4	NR	NR	±7
USAR	1	±1	NR	1	NR	NR	±4
Enlisted	1	±1	NR	1	NR	NR	±5
Officers	0	±1	NR	NR	NR	NR	
USNR	0	±1	NR	NR	NR	NR	
Enlisted	1	±1	NR	NR	NR	NR	
Officers	NA		NA	NA	NA	NA	
USMCR	NA		NA	NA	NA	NA	
USAFR	0	±1	NR	NR	NR	NR	
Enlisted	0	±1	NR	NR	NR	NR	
Officers	0	±1	NR	NR	NR	NR	
MALES	0	±1	NR	NR	NR	NR	
Enlisted	0	±1	NR	NR	NR	NR	
E1–E4	0	±1	NR	NR	NR	NR	
E5–E9	0	±1	NR	NR	NR	NR	
Officers	NA		NA	NA	NA	NA	
O1–O3	NA		NA	NA	NA	NA	
O4–O6	NA		NA	NA	NA	NA	
Reserve Unit	0	±1	NR	NR	NR	NR	
AGR/FTS/AR	0	±1	NR	NR	NR	NR	
IMA	NA		NA	NA	NA	NA	
Non-Hispanic White	0	±1	1	NR	NR	NR	±8
Total Minority	0	±1	NR	NR	NR	NR	
Experienced SH	2	±2	NR	NR	NR	NR	
Experienced GD	1	±1	NR	NR	NR	NR	
Not Experienced SH/GD	0	±1	NR	NR	NR	NR	
Experienced SA	13	±8	NR	NR	NR	NR	
Not Experienced SA	NA		NA	NA	NA	NA	
National Guard	0	±1	NR	NR	NR	NR	
ARNG	0	±1	NR	NR	NR	NR	
Enlisted	0	±1	NR	NR	NR	NR	
Officers	NA		NA	NA	NA	NA	
ANG	0	±1	NR	NR	NR	NR	
Enlisted	0	±1	NR	NR	NR	NR	
Officers	NA		NA	NA	NA	NA	
Reserve	0	±1	1	NR	NR	NR	±6
USAR	0	±1	NR	NR	NR	NR	
Enlisted	0	±1	NR	NR	NR	NR	
Officers	NA		NA	NA	NA	NA	
USNR	0	±1	NR	NR	NR	NR	
Enlisted	0	±1	NR	NR	NR	NR	
Officers	NA		NA	NA	NA	NA	
USMCR	0	±1	NR	NR	NR	NR	
Enlisted	0	±1	NR	NR	NR	NR	
Officers	NA		NA	NA	NA	NA	
USAFR	0	±1	NR	NR	NR	NR	
Enlisted	0	±1	NR	NR	NR	NR	
Officers	NA		NA	NA	NA	NA	

NR: Not reportable

NA: Not applicable

183. Compared to the time before you were transferred, are the following aspects of your life better, worse, or about the same?

f. Living situation

1. Better than before
4. Not applicable

2. About the same as before

3. Worse than before

	Percent Responding		Percentages				Max ME
			1	2	3	4	
TOTAL DOD	0	±1	NR	5	NR	81	±17
National Guard	0	±1	NR	3	NR	NR	±8
ARNG	0	±1	NR	1	NR	NR	±7
ANG	0	±1	NR	NR	NR	NR	
Reserve	0	±1	2	8	NR	NR	±14
USAR	0	±1	0	NR	NR	NR	±2
USNR	0	±1	NR	NR	NR	NR	
USMCR	0	±1	NR	NR	NR	NR	
USAFR	0	±1	NR	NR	NR	NR	
Enlisted	0	±1	NR	6	NR	80	±18
E1-E4	0	±1	NR	7	NR	NR	±14
E1-E3	0	±1	NR	NR	NR	NR	
E4	0	±1	NR	NR	NR	NR	
E5-E9	0	±1	2	4	NR	87	±13
Officers	0	±1	NR	NR	NR	NR	
O1-O3	0	±1	NR	NR	NR	NR	
O4-O6	0	±1	NR	NR	NR	NR	
W1-W5	0	±1	NR	NR	NR	NR	
Reserve Unit	0	±1	NR	6	NR	NR	±9
AGR/FTS/AR	0	±1	NR	2	NR	NR	±9
IMA	0	±1	NR	NR	NR	NR	
Non-Hispanic White	0	±1	2	8	NR	NR	±13
Total Minority	0	±1	NR	2	NR	NR	±8
FEMALES	1	±1	2	9	1	88	±12
Enlisted	1	±1	2	10	1	87	±13
E1-E4	1	±1	2	NR	NR	NR	±8
E5-E9	0	±1	2	6	NR	88	±13
Officers	0	±1	NR	NR	NR	NR	
O1-O3	0	±1	NR	NR	NR	NR	
O4-O6	0	±1	NR	NR	NR	NR	
Reserve Unit	1	±1	NR	10	1	89	±13
AGR/FTS/AR	0	±1	NR	NR	NR	NR	
IMA	0	±1	NR	NR	NR	NR	
Non-Hispanic White	1	±1	2	NR	NR	83	±17
Total Minority	0	±1	1	NR	NR	96	±11
Experienced SH	3	±1	2	10	1	86	±13
Experienced GD	2	±1	3	6	NR	91	±12
Not Experienced SH/GD	0	±1	NR	NR	NR	NR	
Experienced SA	20	±5	2	9	1	88	±12
Not Experienced SA	NA		NA	NA	NA	NA	

Note. Percent responding are Reserve component members who answered the question, who indicated they experienced a sexual assault, including meeting the legal criteria to be considered a sexual assault, who confirmed the experiences happened within the past 12 months (Q67-Q160); and who made an official report to the military (Q179).

NR: Not reportable

NA: Not applicable

183f. Continued	Percent Responding		Percentages				Max ME
			1	2	3	4	
National Guard	1	±1	NR	4	NR	94	±12
ARNG	1	±1	NR	NR	NR	NR	
Enlisted	1	±1	NR	NR	NR	NR	
Officers	0	±1	NR	NR	NR	NR	
ANG	1	±1	NR	NR	NR	NR	
Enlisted	1	±1	NR	NR	NR	NR	
Officers	NA		NA	NA	NA	NA	
Reserve	0	±1	4	NR	NR	NR	±7
USAR	1	±1	1	NR	NR	NR	±5
Enlisted	1	±1	1	NR	NR	NR	±5
Officers	0	±1	NR	NR	NR	NR	
USNR	0	±1	NR	NR	NR	NR	
Enlisted	1	±1	NR	NR	NR	NR	
Officers	NA		NA	NA	NA	NA	
USMCR	NA		NA	NA	NA	NA	
USAFR	0	±1	NR	NR	NR	NR	
Enlisted	0	±1	NR	NR	NR	NR	
Officers	0	±1	NR	NR	NR	NR	
MALES	0	±1	NR	NR	NR	NR	
Enlisted	0	±1	NR	NR	NR	NR	
E1–E4	0	±1	NR	NR	NR	NR	
E5–E9	0	±1	NR	NR	NR	NR	
Officers	NA		NA	NA	NA	NA	
O1–O3	NA		NA	NA	NA	NA	
O4–O6	NA		NA	NA	NA	NA	
Reserve Unit	0	±1	NR	NR	NR	NR	
AGR/FTS/AR	0	±1	NR	NR	NR	NR	
IMA	NA		NA	NA	NA	NA	
Non-Hispanic White	0	±1	1	NR	NR	NR	±8
Total Minority	0	±1	NR	NR	NR	NR	
Experienced SH	2	±2	NR	NR	NR	NR	
Experienced GD	1	±1	NR	NR	NR	NR	
Not Experienced SH/GD	0	±1	NR	NR	NR	NR	
Experienced SA	13	±8	NR	NR	NR	NR	
Not Experienced SA	NA		NA	NA	NA	NA	
National Guard	0	±1	NR	NR	NR	NR	
ARNG	0	±1	NR	NR	NR	NR	
Enlisted	0	±1	NR	NR	NR	NR	
Officers	NA		NA	NA	NA	NA	
ANG	0	±1	NR	NR	NR	NR	
Enlisted	0	±1	NR	NR	NR	NR	
Officers	NA		NA	NA	NA	NA	
Reserve	0	±1	1	NR	NR	NR	±6
USAR	0	±1	NR	NR	NR	NR	
Enlisted	0	±1	NR	NR	NR	NR	
Officers	NA		NA	NA	NA	NA	
USNR	0	±1	NR	NR	NR	NR	
Enlisted	0	±1	NR	NR	NR	NR	
Officers	NA		NA	NA	NA	NA	
USMCR	0	±1	NR	NR	NR	NR	
Enlisted	0	±1	NR	NR	NR	NR	
Officers	NA		NA	NA	NA	NA	
USAFR	0	±1	NR	NR	NR	NR	
Enlisted	0	±1	NR	NR	NR	NR	
Officers	NA		NA	NA	NA	NA	

NR: Not reportable

NA: Not applicable

184. What were your reasons for reporting the event to a military authority?

- a. Someone else made you report it or reported it themselves
 d. It was your civic/military duty to report it
 g. To get medical assistance
 j. Someone you told encouraged you to report
- b. To stop the offender(s) from hurting you again
 e. To punish the offender(s)
 h. To get mental health assistance
 k. You wanted to document the incident, so that you could get help or benefits from the Department of Veterans Affairs (VA) in the future
- c. To stop the offender(s) from hurting others
 f. To discourage other potential offenders
 i. To stop rumors

	Percent Responding		Percentages											Max ME
			a	b	c	d	e	f	g	h	i	j	k	
TOTAL DOD	0	±1	25	51	64	50	19	30	14	24	21	45	18	±12
National Guard	0	±1	30	60	66	43	13	21	11	28	22	47	17	±16
ARNG	0	±1	31	61	65	43	13	23	9	26	21	NR	19	±18
ANG	0	±1	NR	NR	NR	NR	NR	13	NR	NR	NR	23	6	±17
Reserve	0	±1	20	40	NR	57	26	39	17	19	19	42	20	±16
USAR	0	±1	NR	NR	NR	NR	NR	NR	15	17	NR	NR	NR	±14
USNR	0	±1	NR	NR	NR	NR	NR	NR	NR	NR	NR	NR	NR	
USMCR	0	±1	NR	NR	NR	NR	NR	NR	NR	NR	NR	NR	NR	
USAFR	0	±1	NR	NR	84	NR	NR	NR	NR	NR	NR	NR	NR	±16
Enlisted	0	±1	26	51	64	49	20	30	14	23	20	46	18	±12
E1-E4	0	±1	30	53	66	51	18	30	10	24	19	47	20	±16
E1-E3	0	±1	NR	NR	NR	NR	NR	NR	15	NR	NR	NR	NR	±17
E4	0	±1	NR	NR	NR	NR	14	NR	6	23	NR	NR	NR	±17
E5-E9	0	±1	17	45	60	45	23	32	20	22	23	43	16	±15
Officers	0	±1	NR	NR	NR	NR	NR	NR	NR	NR	NR	NR	NR	
O1-O3	0	±1	NR	NR	NR	NR	NR	NR	NR	NR	NR	NR	NR	
O4-O6	0	±1	NR	NR	NR	NR	NR	NR	NR	NR	NR	NR	NR	
W1-W5	0	±1	NR	NR	NR	NR	NR	NR	NR	NR	NR	NR	NR	
Reserve Unit	0	±1	26	49	65	51	18	30	13	22	21	46	18	±12
AGR/FTS/AR	0	±1	NR	70	NR	NR	NR	NR	NR	NR	NR	NR	23	±18
IMA	0	±1	NR	NR	NR	NR	NR	NR	NR	NR	NR	NR	NR	
Non-Hispanic White	0	±1	29	49	73	52	21	32	15	27	25	46	20	±14
Total Minority	0	±1	20	NR	NR	NR	17	26	11	18	15	NR	NR	±18
FEMALES	1	±1	22	61	72	51	20	29	19	34	26	49	17	±10
Enlisted	1	±1	23	62	72	50	21	30	19	34	26	50	17	±11
E1-E4	1	±1	25	65	70	50	17	25	17	38	25	54	19	±16
E5-E9	1	±1	17	56	75	49	27	41	24	27	28	42	14	±12
Officers	0	±1	NR	NR	NR	NR	NR	NR	NR	NR	NR	NR	NR	
O1-O3	0	±1	NR	NR	NR	NR	NR	NR	NR	NR	NR	NR	NR	
O4-O6	0	±1	NR	NR	NR	NR	NR	NR	NR	NR	NR	NR	NR	
Reserve Unit	1	±1	22	61	73	52	19	29	18	33	27	51	16	±11
AGR/FTS/AR	0	±1	NR	NR	NR	NR	NR	NR	NR	NR	NR	34	NR	±18
IMA	0	±1	NR	NR	NR	NR	NR	NR	NR	NR	NR	NR	NR	
Non-Hispanic White	1	±1	25	58	77	53	18	30	20	37	31	49	19	±14
Total Minority	0	±1	18	66	64	46	25	28	17	29	18	49	14	±17
Experienced SH	3	±1	24	64	74	52	21	31	17	34	28	51	16	±11
Experienced GD	3	±1	27	68	76	57	21	40	11	33	39	53	15	±18
Not Experienced SH/GD	0	±1	NR	NR	NR	NR	NR	NR	NR	NR	NR	NR	NR	
Experienced SA	20	±4	22	61	72	51	20	29	19	34	26	49	17	±10
Not Experienced SA	NA		NA	NA	NA	NA	NA	NA	NA	NA	NA	NA	NA	

Note. Percent responding are Reserve component members who answered the question, who indicated they experienced a sexual assault, including meeting the legal criteria to be considered a sexual assault, who confirmed the experiences happened within the past 12 months (Q67-Q160); and who made an official report to the military (Q179). Members were allowed to mark more than one option, and therefore, the sum of subitems does not equal 100%.

NR: Not reportable

NA: Not applicable

2015 Workplace and Gender Relations Survey of Reserve Component Members

184. Continued	Percent Responding		Percentages											Max ME
			a	b	c	d	e	f	g	h	i	j	k	
National Guard	1	±1	28	66	72	45	18	23	14	36	30	56	14	±15
ARNG	1	±1	28	67	70	46	19	24	13	35	30	62	15	±17
Enlisted	1	±1	28	68	69	45	19	25	13	35	29	63	15	±18
Officers	0	±1	NR	NR	NR	NR	NR	NR	NR	NR	NR	NR	NR	
ANG	0	±1	NR	NR	83	NR	NR	15	NR	NR	NR	26	7	±18
Enlisted	1	±1	NR	NR	83	NR	NR	15	NR	NR	NR	26	7	±18
Officers	NA		NA	NA	NA	NA	NA	NA	NA	NA	NA	NA	NA	
Reserve	1	±1	14	53	72	59	23	39	25	31	19	39	23	±15
USAR	1	±1	15	NR	71	NR	21	NR	NR	NR	19	NR	NR	±18
Enlisted	1	±1	NR	NR	NR	NR	21	NR	NR	NR	NR	NR	NR	±18
Officers	0	±1	NR	NR	NR	NR	NR	NR	NR	NR	NR	NR	NR	
USNR	1	±1	NR	NR	NR	NR	NR	NR	NR	NR	NR	NR	NR	
Enlisted	1	±1	NR	NR	NR	NR	NR	NR	NR	NR	NR	NR	NR	
Officers	NA		NA	NA	NA	NA	NA	NA	NA	NA	NA	NA	NA	
USMCR	NA		NA	NA	NA	NA	NA	NA	NA	NA	NA	NA	NA	
USAFR	0	±1	NR	NR	NR	NR	NR	NR	NR	NR	NR	NR	NR	
Enlisted	0	±1	NR	NR	NR	NR	NR	NR	NR	NR	NR	NR	NR	
Officers	0	±1	NR	NR	NR	NR	NR	NR	NR	NR	NR	NR	NR	
MALES	0	±1	NR	NR	NR	NR	NR	NR	4	4	NR	NR	NR	±12
Enlisted	0	±1	NR	NR	NR	NR	NR	NR	4	4	NR	NR	NR	±12
E1-E4	0	±1	NR	NR	NR	NR	NR	NR	NR	NR	NR	NR	NR	
E5-E9	0	±1	NR	NR	NR	NR	NR	NR	NR	NR	NR	NR	NR	
Officers	NA		NA	NA	NA	NA	NA	NA	NA	NA	NA	NA	NA	
O1-O3	NA		NA	NA	NA	NA	NA	NA	NA	NA	NA	NA	NA	
O4-O6	NA		NA	NA	NA	NA	NA	NA	NA	NA	NA	NA	NA	
Reserve Unit	0	±1	NR	NR	NR	NR	NR	NR	4	4	NR	NR	NR	±12
AGR/FTS/AR	0	±1	NR	NR	NR	NR	NR	NR	NR	NR	NR	NR	NR	
IMA	NA		NA	NA	NA	NA	NA	NA	NA	NA	NA	NA	NA	
Non-Hispanic White	0	±1	NR	NR	NR	NR	NR	NR	NR	NR	NR	NR	NR	
Total Minority	0	±1	NR	NR	NR	NR	NR	NR	NR	NR	NR	NR	NR	
Experienced SH	2	±1	NR	NR	NR	NR	NR	NR	NR	NR	NR	NR	NR	
Experienced GD	1	±1	NR	NR	NR	NR	NR	NR	NR	NR	NR	NR	NR	
Not Experienced SH/GD	0	±1	NR	NR	NR	NR	NR	NR	NR	NR	NR	NR	NR	
Experienced SA	14	±7	NR	NR	NR	NR	NR	NR	4	4	NR	NR	NR	±12
Not Experienced SA	NA		NA	NA	NA	NA	NA	NA	NA	NA	NA	NA	NA	
National Guard	0	±1	NR	NR	NR	NR	NR	NR	NR	NR	NR	NR	NR	
ARNG	0	±1	NR	NR	NR	NR	NR	NR	NR	NR	NR	NR	NR	
Enlisted	0	±1	NR	NR	NR	NR	NR	NR	NR	NR	NR	NR	NR	
Officers	NA		NA	NA	NA	NA	NA	NA	NA	NA	NA	NA	NA	
ANG	0	±1	NR	NR	NR	NR	NR	NR	NR	NR	NR	NR	NR	
Enlisted	0	±1	NR	NR	NR	NR	NR	NR	NR	NR	NR	NR	NR	
Officers	NA		NA	NA	NA	NA	NA	NA	NA	NA	NA	NA	NA	
Reserve	0	±1	NR	NR	NR	NR	NR	NR	NR	NR	NR	NR	NR	
USAR	0	±1	NR	NR	NR	NR	NR	NR	NR	NR	NR	NR	NR	
Enlisted	0	±1	NR	NR	NR	NR	NR	NR	NR	NR	NR	NR	NR	
Officers	NA		NA	NA	NA	NA	NA	NA	NA	NA	NA	NA	NA	
USNR	0	±1	NR	NR	NR	NR	NR	NR	NR	NR	NR	NR	NR	
Enlisted	0	±1	NR	NR	NR	NR	NR	NR	NR	NR	NR	NR	NR	
Officers	NA		NA	NA	NA	NA	NA	NA	NA	NA	NA	NA	NA	
USMCR	0	±1	NR	NR	NR	NR	NR	NR	NR	NR	NR	NR	NR	
Enlisted	0	±1	NR	NR	NR	NR	NR	NR	NR	NR	NR	NR	NR	
Officers	NA		NA	NA	NA	NA	NA	NA	NA	NA	NA	NA	NA	
USAFR	0	±1	NR	NR	NR	NR	NR	NR	NR	NR	NR	NR	NR	
Enlisted	0	±1	NR	NR	NR	NR	NR	NR	NR	NR	NR	NR	NR	
Officers	NA		NA	NA	NA	NA	NA	NA	NA	NA	NA	NA	NA	

NR: Not reportable

NA: Not applicable

185. What were your reasons for not reporting the event to a military authority? {Subitems a-i}

- a. You thought it was not serious enough to report
 b. You did not want more people to know
 c. You did not want people to see you as weak
 d. You wanted to forget about it and move on
 e. You did not think your report would be kept confidential
 f. You did not think anything would be done
 g. You did not think you would be believed
 h. You did not trust the process would be fair
 i. You felt partially to blame

	Percent Responding		Percentages										Max ME
			a	b	c	d	e	f	g	h	i		
TOTAL DOD	1	±1	44	48	32	55	26	35	21	26	27	±6	
National Guard	1	±1	44	42	30	53	26	30	21	24	26	±8	
ARNG	1	±1	43	42	30	52	26	30	21	24	25	±9	
ANG	0	±1	46	48	28	54	24	30	21	21	32	±14	
Reserve	1	±1	44	56	35	58	26	41	21	29	29	±9	
USAR	1	±1	42	61	37	64	26	45	22	32	30	±12	
USNR	1	±1	37	43	24	50	25	30	13	24	28	±15	
USMCR	0	±1	NR	NR	NR	NR	NR	NR	NR	NR	NR		
USAFR	0	±1	52	45	28	48	27	34	26	22	28	±12	
Enlisted	1	±1	44	48	33	56	26	35	21	26	27	±6	
E1-E4	1	±1	47	50	35	59	25	34	20	25	28	±9	
E1-E3	1	±1	56	50	34	66	27	35	19	20	27	±13	
E4	1	±1	41	50	36	54	24	34	22	28	28	±12	
E5-E9	1	±1	39	46	29	50	28	36	22	28	25	±7	
Officers	0	±1	35	48	23	48	25	32	22	25	35	±9	
O1-O3	0	±1	31	51	18	50	24	30	22	26	39	±12	
O4-O6	0	±1	38	41	27	44	26	32	22	26	29	±18	
W1-W5	0	±1	NR	NR	NR	NR	NR	NR	NR	NR	NR		
Reserve Unit	1	±1	44	48	33	55	26	35	21	26	27	±6	
AGR/FTS/AR	0	±1	34	44	25	53	29	30	20	26	28	±13	
IMA	0	±1	NR	NR	NR	NR	NR	NR	NR	NR	NR		
Non-Hispanic White	1	±1	48	46	31	56	23	34	21	24	26	±8	
Total Minority	1	±1	38	51	33	54	30	37	22	28	30	±9	
FEMALES	2	±1	40	59	30	62	33	35	22	23	39	±5	
Enlisted	2	±1	41	60	30	64	34	36	22	23	39	±6	
E1-E4	3	±1	44	64	32	69	37	35	23	21	43	±9	
E5-E9	2	±1	37	55	28	57	31	37	22	26	33	±6	
Officers	1	±1	31	49	24	51	25	31	19	21	35	±9	
O1-O3	2	±1	30	45	16	49	22	29	22	22	37	±12	
O4-O6	1	±1	27	58	39	59	33	35	16	23	27	±13	
Reserve Unit	2	±1	41	59	30	63	33	35	22	23	39	±6	
AGR/FTS/AR	1	±1	24	56	30	59	39	35	17	22	33	±10	
IMA	1	±1	NR	NR	NR	NR	NR	NR	NR	NR	NR		
Non-Hispanic White	2	±1	44	62	28	63	32	35	23	21	37	±7	
Total Minority	2	±1	36	56	32	61	35	35	21	24	40	±8	
Experienced SH	9	±2	36	64	36	63	41	41	27	30	37	±6	
Experienced GD	7	±2	32	66	46	63	49	52	38	43	36	±9	
Not Experienced SH/GD	1	±1	53	44	15	60	17	20	11	7	40	±12	
Experienced SA	73	±4	40	59	30	62	33	35	22	23	39	±5	
Not Experienced SA	NA		NA	NA	NA	NA	NA	NA	NA	NA	NA		

Note. Percent responding are Reserve component members who answered the question, who indicated they experienced a sexual assault, including meeting the legal criteria to be considered a sexual assault, who confirmed the experiences happened within the past 12 months (Q67-Q160); and who did not make an official report to the military (Q179). Members were allowed to mark more than one option, and therefore, the sum of subitems does not equal 100%.

NR: Not reportable

NA: Not applicable

185. Continued	Percent Responding		Percentages									Max ME
			a	b	c	d	e	f	g	h	i	
National Guard	2	±1	40	56	27	60	34	32	21	23	39	±7
ARNG	3	±1	39	56	27	58	36	33	22	24	38	±8
Enlisted	3	±1	40	57	27	59	36	33	22	24	39	±9
Officers	2	±1	31	50	22	55	32	32	18	22	31	±15
ANG	1	±1	48	52	26	66	25	28	17	22	43	±12
Enlisted	1	±1	51	54	25	70	25	26	16	20	46	±13
Officers	1	±1	NR	NR	NR	NR	NR	NR	NR	NR	NR	
Reserve	2	±1	40	63	33	65	32	38	23	22	38	±8
USAR	3	±1	41	67	34	67	33	40	24	21	41	±10
Enlisted	3	±1	42	69	35	68	35	42	25	21	40	±11
Officers	2	±1	34	50	23	52	20	22	15	17	47	±17
USNR	2	±1	27	NR	30	61	34	NR	14	28	27	±18
Enlisted	2	±1	NR	NR	NR	NR	NR	NR	11	27	28	±18
Officers	1	±1	NR	NR	NR	NR	NR	NR	NR	NR	NR	
USMCR	2	±2	NR	NR	NR	NR	NR	NR	NR	NR	NR	
USAFR	1	±1	46	51	26	57	25	35	28	24	34	±12
Enlisted	1	±1	49	50	26	57	25	34	30	24	37	±13
Officers	1	±1	NR	NR	NR	NR	NR	NR	NR	NR	NR	
MALES	0	±1	48	35	35	46	17	34	20	30	14	±11
Enlisted	0	±1	48	34	36	46	17	34	20	30	13	±11
E1–E4	1	±1	52	35	39	50	14	34	18	29	12	±16
E5–E9	0	±1	42	33	30	40	23	35	22	31	15	±14
Officers	0	±1	NR	NR	NR	NR	NR	NR	NR	NR	NR	
O1–O3	0	±1	NR	NR	NR	NR	NR	NR	NR	NR	NR	
O4–O6	0	±1	NR	NR	NR	NR	NR	NR	NR	NR	NR	
Reserve Unit	0	±1	49	35	36	46	17	35	20	30	13	±12
AGR/FTS/AR	0	±1	NR	NR	NR	NR	NR	NR	NR	NR	NR	
IMA	0	±1	NR	NR	NR	NR	NR	NR	NR	NR	NR	
Non-Hispanic White	0	±1	51	33	35	49	16	32	18	27	15	±13
Total Minority	0	±1	NR	NR	NR	NR	20	NR	25	NR	10	±18
Experienced SH	9	±2	44	40	39	50	21	42	22	37	11	±13
Experienced GD	8	±4	NR	NR	NR	NR	NR	NR	NR	NR	4	±9
Not Experienced SH/GD	0	±1	NR	16	NR	NR	4	8	2	8	NR	±15
Experienced SA	76	±8	48	35	35	46	17	34	20	30	14	±11
Not Experienced SA	NA		NA	NA	NA	NA	NA	NA	NA	NA	NA	
National Guard	1	±1	47	31	32	46	18	28	21	24	15	±14
ARNG	1	±1	48	29	33	47	18	28	20	24	15	±15
Enlisted	1	±1	48	28	33	47	17	26	19	23	14	±16
Officers	0	±1	NR	NR	NR	NR	NR	NR	NR	NR	NR	
ANG	0	±1	NR	NR	NR	NR	NR	NR	NR	NR	NR	
Enlisted	0	±1	NR	NR	NR	NR	NR	NR	NR	NR	NR	
Officers	0	±1	NR	NR	NR	NR	NR	NR	NR	NR	NR	
Reserve	0	±1	NR	NR	NR	NR	15	NR	19	NR	11	±15
USAR	0	±1	NR	NR	NR	NR	NR	NR	NR	NR	4	±11
Enlisted	0	±1	NR	NR	NR	NR	NR	NR	NR	NR	NR	
Officers	0	±1	NR	NR	NR	NR	NR	NR	NR	NR	NR	
USNR	0	±1	NR	NR	NR	NR	NR	NR	NR	NR	NR	
Enlisted	0	±1	NR	NR	NR	NR	NR	NR	NR	NR	NR	
Officers	0	±1	NR	NR	NR	NR	NR	NR	NR	NR	NR	
USMCR	0	±1	NR	NR	NR	NR	NR	NR	NR	NR	NR	
Enlisted	0	±1	NR	NR	NR	NR	NR	NR	NR	NR	NR	
Officers	0	±1	NR	NR	NR	NR	NR	NR	NR	NR	NR	
USAFR	0	±1	NR	NR	NR	NR	NR	NR	NR	NR	NR	
Enlisted	0	±1	NR	NR	NR	NR	NR	NR	NR	NR	NR	
Officers	0	±1	NR	NR	NR	NR	NR	NR	NR	NR	NR	

NR: Not reportable

NA: Not applicable

185. What were your reasons for not reporting the event to a military authority? {Subitems j-q}

- j. You thought other people would blame you
- k. You thought you might get in trouble for something you did. For example, underage drinking or fraternization
- l. You thought you might be labeled as a troublemaker
- m. You thought it might hurt your performance evaluation/fitness report
- n. You thought it might hurt your career
- o. You did not want to hurt the person's career or family
- p. You took other actions to handle the situation
- q. You took none of those actions

	Percent Responding		Percentages								Max ME
			j	k	l	m	n	o	p	q	
TOTAL DOD	1	±1	25	15	31	19	36	38	3	5	±6
National Guard	1	±1	22	15	33	18	37	41	3	4	±8
ARNG	1	±1	21	16	33	18	37	42	3	4	±9
ANG	0	±1	28	13	34	13	36	38	3	4	±15
Reserve	1	±1	28	14	29	21	34	33	4	5	±8
USAR	1	±1	33	15	32	22	36	36	3	5	±10
USNR	1	±1	17	9	22	22	31	25	NR	NR	±15
USMCR	0	±1	NR	NR	NR	NR	NR	NR	NR	NR	
USAFR	0	±1	24	15	21	12	24	33	3	4	±13
Enlisted	1	±1	25	15	32	19	36	39	3	4	±6
E1-E4	1	±1	25	15	29	14	34	44	3	4	±9
E1-E3	1	±1	31	15	32	15	39	49	1	4	±13
E4	1	±1	20	16	27	13	30	40	4	5	±11
E5-E9	1	±1	26	13	36	26	39	32	3	4	±7
Officers	0	±1	21	15	24	21	33	22	7	7	±9
O1-O3	0	±1	25	18	25	21	37	21	8	6	±13
O4-O6	0	±1	15	6	25	20	27	17	5	11	±17
W1-W5	0	±1	NR	NR	4	NR	NR	NR	NR	NR	±11
Reserve Unit	1	±1	25	15	32	19	36	39	3	5	±6
AGR/FTS/AR	0	±1	22	9	25	24	40	27	5	2	±13
IMA	0	±1	NR	NR	NR	NR	NR	NR	NR	NR	
Non-Hispanic White	1	±1	24	15	30	18	36	42	4	4	±8
Total Minority	1	±1	26	14	33	21	36	32	3	6	±8
FEMALES	2	±1	32	17	32	19	37	41	4	5	±5
Enlisted	2	±1	33	18	33	19	37	43	3	5	±6
E1-E4	3	±1	35	21	34	17	38	48	3	6	±8
E5-E9	2	±1	30	12	32	22	36	35	5	3	±6
Officers	1	±1	25	13	25	22	36	26	9	7	±8
O1-O3	2	±1	25	13	24	19	35	23	9	7	±11
O4-O6	1	±1	26	12	31	23	37	30	5	8	±12
Reserve Unit	2	±1	33	18	33	19	37	41	4	5	±6
AGR/FTS/AR	1	±1	27	13	29	18	35	35	6	3	±10
IMA	1	±1	NR	NR	NR	NR	NR	NR	NR	NR	
Non-Hispanic White	2	±1	33	20	30	17	35	43	5	4	±7
Total Minority	2	±1	31	15	35	22	39	39	3	6	±8
Experienced SH	9	±2	38	19	42	26	48	44	4	4	±6
Experienced GD	7	±2	44	25	52	38	60	45	3	3	±9
Not Experienced SH/GD	1	±1	19	13	9	5	14	35	4	7	±10
Experienced SA	73	±4	32	17	32	19	37	41	4	5	±5
Not Experienced SA	NA		NA	NA	NA	NA	NA	NA	NA	NA	

Note. Percent responding are Reserve component members who answered the question, who indicated they experienced a sexual assault, including meeting the legal criteria to be considered a sexual assault, who confirmed the experiences happened within the past 12 months (Q67-Q160); and who did not make an official report to the military (Q179). Members were allowed to mark more than one option, and therefore, the sum of subitems does not equal 100%.

NR: Not reportable




































NA: Not applicable

185. Continued	Percent Responding		Percentages								Max ME
			j	k	l	m	n	o	p	q	
National Guard	2	±1	30	19	34	18	38	42	4	6	±7
ARNG	3	±1	30	20	35	19	40	43	5	6	±8
Enlisted	3	±1	31	22	37	19	40	44	4	6	±9
Officers	2	±1	21	6	17	19	41	31	10	5	±14
ANG	1	±1	26	14	29	11	27	35	3	6	±11
Enlisted	1	±1	29	12	27	10	25	37	2	8	±14
Officers	1	±1	10	NR	NR	NR	NR	24	NR	NR	±18
Reserve	2	±1	35	15	31	21	36	40	4	4	±7
USAR	3	±1	38	17	32	20	35	43	4	5	±10
Enlisted	3	±1	39	16	33	19	35	45	3	5	±11
Officers	2	±1	31	18	23	23	29	27	7	8	±18
USNR	2	±1	23	11	24	25	NR	27	5	3	±18
Enlisted	2	±1	NR	NR	22	23	NR	NR	4	NR	±18
Officers	1	±1	NR	NR	NR	NR	NR	NR	NR	NR	
USMCR	2	±2	NR	NR	NR	NR	NR	NR	NR	NR	
USAFR	1	±1	30	10	25	14	28	38	4	NR	±11
Enlisted	1	±1	32	10	24	13	28	41	3	NR	±13
Officers	1	±1	NR	NR	NR	NR	NR	NR	NR	NR	
MALES	0	±1	16	11	29	18	35	34	3	4	±11
Enlisted	0	±1	16	11	30	18	35	35	3	4	±11
E1–E4	1	±1	14	9	24	11	30	39	4	NR	±15
E5–E9	0	±1	20	15	40	32	43	28	1	5	±14
Officers	0	±1	NR	NR	NR	NR	NR	NR	NR	NR	
O1–O3	0	±1	NR	NR	NR	NR	NR	NR	NR	NR	
O4–O6	0	±1	NR	NR	NR	NR	NR	NR	NR	NR	
Reserve Unit	0	±1	16	12	30	18	34	35	3	4	±11
AGR/FTS/AR	0	±1	NR	NR	NR	NR	NR	NR	NR	NR	
IMA	0	±1	NR	NR	NR	NR	NR	NR	NR	NR	
Non-Hispanic White	0	±1	16	10	30	18	36	40	2	4	±13
Total Minority	0	±1	15	14	29	18	30	20	NR	4	±18
Experienced SH	9	±2	19	12	36	21	41	39	2	3	±13
Experienced GD	8	±4	NR	NR	NR	NR	NR	NR	1	NR	±4
Not Experienced SH/GD	0	±1	NR	NR	NR	NR	NR	NR	NR	8	±14
Experienced SA	76	±8	16	11	29	18	35	34	3	4	±11
Not Experienced SA	NA		NA	NA	NA	NA	NA	NA	NA	NA	
National Guard	1	±1	16	12	32	17	36	41	2	NR	±14
ARNG	1	±1	14	12	31	17	34	41	NR	NR	±15
Enlisted	1	±1	14	11	30	16	34	42	NR	NR	±15
Officers	0	±1	NR	NR	NR	NR	NR	NR	NR	NR	
ANG	0	±1	NR	NR	NR	NR	NR	NR	NR	NR	
Enlisted	0	±1	NR	NR	NR	NR	NR	NR	NR	NR	
Officers	0	±1	NR	NR	NR	NR	NR	NR	NR	NR	
Reserve	0	±1	17	10	25	21	32	20	NR	5	±17
USAR	0	±1	NR	NR	NR	NR	NR	NR	1	NR	±6
Enlisted	0	±1	NR	NR	NR	NR	NR	NR	NR	NR	
Officers	0	±1	NR	NR	NR	NR	NR	NR	NR	NR	
USNR	0	±1	NR	NR	NR	NR	NR	NR	NR	NR	
Enlisted	0	±1	NR	NR	NR	NR	NR	NR	NR	NR	
Officers	0	±1	NR	NR	NR	NR	NR	NR	NR	NR	
USMCR	0	±1	NR	NR	NR	NR	NR	NR	NR	NR	
Enlisted	0	±1	NR	NR	NR	NR	NR	NR	NR	NR	
Officers	0	±1	NR	NR	NR	NR	NR	NR	NR	NR	
USAFR	0	±1	NR	NR	NR	NR	NR	NR	NR	NR	
Enlisted	0	±1	NR	NR	NR	NR	NR	NR	NR	NR	
Officers	0	±1	NR	NR	NR	NR	NR	NR	NR	NR	

NR: Not reportable

NA: Not applicable




























186. In retrospect, would you make the same decision about reporting if you could do it over?

	Percent Responding		Percentages	Max ME	Percentage Reporting Yes
			Yes		
TOTAL DOD	1	±1	71	±5	
National Guard	1	±1	71	±7	
ARNG	1	±1	70	±8	
ANG	1	±1	72	±12	
Reserve	1	±1	71	±6	
USAR	1	±1	70	±9	
USNR	1	±1	76	±13	
USMCR	1	±1	NR		
USAFR	1	±1	69	±11	
Enlisted	1	±1	70	±5	
E1-E4	1	±1	69	±8	
E1-E3	2	±1	68	±12	
E4	1	±1	70	±10	
E5-E9	1	±1	72	±6	
Officers	0	±1	79	±8	
O1-O3	1	±1	80	±11	
O4-O6	0	±1	79	±14	
W1-W5	0	±1	NR		
Reserve Unit	1	±1	71	±5	
AGR/FTS/AR	1	±1	70	±12	
IMA	0	±1	NR		
Non-Hispanic White	1	±1	71	±7	
Total Minority	1	±1	71	±7	
FEMALES	3	±1	73	±4	
Enlisted	3	±1	72	±5	
E1-E4	4	±1	71	±7	
E5-E9	3	±1	75	±5	
Officers	2	±1	80	±7	
O1-O3	2	±1	84	±9	
O4-O6	1	±1	76	±11	
Reserve Unit	3	±1	73	±5	
AGR/FTS/AR	2	±1	68	±9	
IMA	1	±1	NR		
Non-Hispanic White	3	±1	75	±6	
Total Minority	3	±1	71	±7	
Experienced SH	13	±2	71	±5	
Experienced GD	10	±2	71	±7	
Not Experienced SH/GD	1	±1	81	±9	
Experienced SA	93	±3	73	±4	
Not Experienced SA	NA		NA		

Note. Percent responding are Reserve component members who answered the question, who indicated they experienced a sexual assault, including meeting the legal criteria to be considered a sexual assault, and who confirmed the experiences happened within the past 12 months (Q67-Q160).

NR: Not reportable

NA: Not applicable

186. Continued	Percent Responding		Percentages	Max ME	Percentage Reporting Yes
			Yes		
National Guard	3	±1	75	±6	
ARNG	3	±1	75	±7	
Enlisted	4	±1	74	±8	
Officers	2	±1	82	±13	
ANG	2	±1	73	±10	
Enlisted	2	±1	73	±11	
Officers	1	±1	NR		
Reserve	3	±1	71	±6	
USAR	3	±1	70	±8	
Enlisted	4	±1	69	±9	
Officers	2	±1	79	±12	
USNR	3	±1	79	±13	
Enlisted	3	±1	77	±14	
Officers	1	±1	NR		
USMCR	2	±2	NR		
USAFR	2	±1	72	±11	
Enlisted	2	±1	71	±12	
Officers	1	±1	NR		
MALES	1	±1	68	±10	
Enlisted	1	±1	68	±10	
E1-E4	1	±1	68	±14	
E5-E9	0	±1	68	±13	
Officers	0	±1	NR		
O1-O3	0	±1	NR		
O4-O6	0	±1	NR		
Reserve Unit	1	±1	68	±10	
AGR/FTS/AR	0	±1	NR		
IMA	0	±1	NR		
Non-Hispanic White	1	±1	67	±12	
Total Minority	1	±1	71	±15	
Experienced SH	10	±3	69	±11	
Experienced GD	9	±4	NR		
Not Experienced SH/GD	0	±1	NR		
Experienced SA	89	±6	68	±10	
Not Experienced SA	NA		NA		
National Guard	1	±1	66	±13	
ARNG	1	±1	66	±14	
Enlisted	1	±1	66	±15	
Officers	0	±1	NR		
ANG	0	±1	NR		
Enlisted	0	±1	NR		
Officers	0	±1	NR		
Reserve	0	±1	70	±14	
USAR	1	±1	NR		
Enlisted	1	±1	NR		
Officers	0	±1	NR		
USNR	0	±1	NR		
Enlisted	0	±1	NR		
Officers	0	±1	NR		
USMCR	0	±1	NR		
Enlisted	1	±1	NR		
Officers	0	±1	NR		
USAFR	0	±1	NR		
Enlisted	0	±1	NR		
Officers	0	±1	NR		

NR: Not reportable

NA: Not applicable

186. In retrospect, would you make the same decision about reporting if you could do it over? Constructed from Q179 and Q186.

1. Yes, and I made a report 2. Yes, and I did not make a report 3. No, and I made a report
4. No, and I did not make a report

	Percent Responding		Percentages				Max ME
			1	2	3	4	
TOTAL DOD	1	±1	14	57	5	24	±5
National Guard	1	±1	13	57	5	25	±7
ARNG	1	±1	13	57	5	25	±8
ANG	1	±1	13	60	6	22	±12
Reserve	1	±1	16	55	5	23	±7
USAR	1	±1	18	53	6	23	±9
USNR	1	±1	14	63	4	19	±14
USMCR	1	±1	NR	NR	NR	NR	
USAFR	1	±1	9	59	4	28	±11
Enlisted	1	±1	15	55	5	25	±6
E1-E4	1	±1	15	54	6	25	±8
E1-E3	2	±1	16	52	7	25	±11
E4	1	±1	14	56	5	24	±10
E5-E9	1	±1	15	57	4	24	±6
Officers	0	±1	7	72	3	18	±8
O1-O3	1	±1	8	72	3	17	±11
O4-O6	0	±1	6	73	1	20	±14
W1-W5	0	±1	NR	NR	NR	NR	
Reserve Unit	1	±1	14	57	5	24	±6
AGR/FTS/AR	1	±1	17	54	7	23	±12
IMA	0	±1	NR	NR	NR	NR	
Non-Hispanic White	1	±1	13	58	7	23	±7
Total Minority	1	±1	17	55	3	26	±8
FEMALES	3	±1	16	57	6	21	±5
Enlisted	3	±1	16	56	6	21	±5
E1-E4	4	±1	16	55	8	21	±7
E5-E9	3	±1	17	58	3	22	±6
Officers	2	±1	9	72	4	16	±8
O1-O3	2	±1	9	75	4	13	±10
O4-O6	1	±1	11	65	3	21	±12
Reserve Unit	3	±1	16	58	6	21	±5
AGR/FTS/AR	2	±1	13	55	12	20	±9
IMA	1	±1	NR	NR	NR	NR	
Non-Hispanic White	3	±1	17	58	9	16	±6
Total Minority	3	±1	14	57	3	26	±7
Experienced SH	13	±2	19	52	7	22	±6
Experienced GD	9	±2	23	49	5	24	±8
Not Experienced SH/GD	1	±1	4	77	4	15	±9
Experienced SA	93	±3	16	57	6	21	±5
Not Experienced SA	NA		NA	NA	NA	NA	

Note. Percent responding are Reserve component members who answered the question, who indicated they experienced a sexual assault, including meeting the legal criteria to be considered a sexual assault, and who confirmed the experiences happened within the past 12 months (Q67-Q160).

NR: Not reportable

NA: Not applicable

186. Continued	Percent Responding		Percentages				Max ME
			1	2	3	4	
National Guard	3	±1	19	56	6	19	±7
ARNG	3	±1	19	55	5	20	±7
Enlisted	4	±1	21	54	5	20	±8
Officers	2	±1	5	77	6	13	±14
ANG	2	±1	17	56	10	17	±12
Enlisted	2	±1	19	53	11	17	±13
Officers	1	±1	NR	NR	NR	NR	
Reserve	3	±1	12	60	6	22	±7
USAR	3	±1	11	59	7	23	±8
Enlisted	4	±1	11	57	7	24	±9
Officers	2	±1	12	67	5	17	±14
USNR	3	±1	17	63	7	14	±15
Enlisted	3	±1	19	59	7	15	±16
Officers	1	±1	NR	NR	NR	NR	
USMCR	2	±2	NR	NR	NR	NR	
USAFR	2	±1	10	62	4	25	±11
Enlisted	2	±1	8	64	5	24	±12
Officers	1	±1	NR	NR	NR	NR	
MALES	1	±1	13	55	4	28	±10
Enlisted	1	±1	13	55	4	28	±10
E1–E4	1	±1	14	54	3	29	±14
E5–E9	0	±1	12	56	4	28	±13
Officers	0	±1	NR	NR	NR	NR	
O1–O3	0	±1	NR	NR	NR	NR	
O4–O6	0	±1	NR	NR	NR	NR	
Reserve Unit	1	±1	12	56	4	28	±10
AGR/FTS/AR	0	±1	NR	NR	NR	NR	
IMA	0	±1	NR	NR	NR	NR	
Non-Hispanic White	1	±1	9	58	4	30	±12
Total Minority	1	±1	20	NR	NR	26	±17
Experienced SH	10	±3	12	57	5	26	±11
Experienced GD	9	±4	3	NR	NR	NR	±8
Not Experienced SH/GD	0	±1	NR	NR	NR	NR	
Experienced SA	89	±6	13	55	4	28	±10
Not Experienced SA	NA		NA	NA	NA	NA	
National Guard	1	±1	7	60	3	30	±13
ARNG	1	±1	7	59	4	30	±14
Enlisted	1	±1	7	59	4	30	±15
Officers	0	±1	NR	NR	NR	NR	
ANG	0	±1	NR	NR	NR	NR	
Enlisted	0	±1	NR	NR	NR	NR	
Officers	0	±1	NR	NR	NR	NR	
Reserve	0	±1	22	49	4	25	±15
USAR	1	±1	NR	NR	NR	NR	
Enlisted	1	±1	NR	NR	NR	NR	
Officers	0	±1	NR	NR	NR	NR	
USNR	0	±1	NR	NR	NR	NR	
Enlisted	0	±1	NR	NR	NR	NR	
Officers	0	±1	NR	NR	NR	NR	
USMCR	0	±1	NR	NR	NR	NR	
Enlisted	1	±1	NR	NR	NR	NR	
Officers	0	±1	NR	NR	NR	NR	
USAFR	0	±1	NR	NR	NR	NR	
Enlisted	0	±1	NR	NR	NR	NR	
Officers	0	±1	NR	NR	NR	NR	

NR: Not reportable

NA: Not applicable

186. In retrospect, would you make the same decision about reporting if you could do it over? Constructed from Q180 and Q186.

1. Yes, and I made an unrestricted report 2. Yes, and I made a restricted report 3. No, and I made an unrestricted report
 4. No, and I made a restricted report

	Percent Responding		Percentages				Max ME
			1	2	3	4	
TOTAL DOD	0	±1	58	18	16	8	±12
National Guard	0	±1	64	14	12	11	±15
ARNG	0	±1	66	10	10	13	±17
ANG	0	±1	NR	NR	NR	NR	
Reserve	0	±1	NR	23	20	6	±17
USAR	0	±1	NR	19	NR	NR	±17
USNR	0	±1	NR	NR	NR	NR	
USMCR	0	±1	NR	NR	NR	NR	
USAFR	0	±1	NR	NR	NR	NR	
Enlisted	0	±1	59	18	16	8	±12
E1-E4	0	±1	63	12	17	8	±16
E1-E3	0	±1	NR	NR	NR	NR	
E4	0	±1	NR	19	NR	NR	±18
E5-E9	0	±1	51	28	13	NR	±15
Officers	0	±1	NR	NR	NR	NR	
O1-O3	0	±1	NR	NR	NR	NR	
O4-O6	0	±1	NR	NR	NR	NR	
W1-W5	0	±1	NR	NR	NR	NR	
Reserve Unit	0	±1	59	18	15	8	±13
AGR/FTS/AR	0	±1	NR	NR	NR	6	±12
IMA	0	±1	NR	NR	NR	NR	
Non-Hispanic White	0	±1	48	19	22	11	±15
Total Minority	0	±1	75	17	5	NR	±17
FEMALES	0	±1	57	19	15	10	±11
Enlisted	1	±1	58	18	15	9	±12
E1-E4	1	±1	NR	16	19	12	±16
E5-E9	0	±1	68	22	7	3	±12
Officers	0	±1	NR	NR	NR	NR	
O1-O3	0	±1	NR	NR	NR	NR	
O4-O6	0	±1	NR	NR	NR	NR	
Reserve Unit	1	±1	58	19	13	10	±12
AGR/FTS/AR	0	±1	NR	11	NR	8	±14
IMA	0	±1	NR	NR	NR	NR	
Non-Hispanic White	1	±1	48	21	19	12	±15
Total Minority	0	±1	73	15	7	NR	±15
Experienced SH	3	±1	60	16	16	8	±12
Experienced GD	2	±1	68	17	9	6	±16
Not Experienced SH/GD	0	±1	NR	NR	NR	NR	
Experienced SA	16	±4	57	19	15	10	±11
Not Experienced SA	NA		NA	NA	NA	NA	

Note. Percent responding are Reserve component members who answered the question, who indicated they experienced a sexual assault, including meeting the legal criteria to be considered a sexual assault, who confirmed the experiences happened within the past 12 months (Q67-Q160); and who made an official report to the military (Q179).

NR: Not reportable

NA: Not applicable

186. Continued	Percent Responding		Percentages				Max ME
			1	2	3	4	
National Guard	1	±1	66	14	11	9	±15
ARNG	1	±1	67	13	NR	11	±18
Enlisted	1	±1	69	12	NR	NR	±18
Officers	0	±1	NR	NR	NR	NR	
ANG	0	±1	NR	18	NR	NR	±17
Enlisted	0	±1	NR	18	NR	NR	±17
Officers	NA		NA	NA	NA	NA	
Reserve	0	±1	44	26	19	NR	±16
USAR	0	±1	NR	NR	NR	NR	
Enlisted	1	±1	NR	NR	NR	NR	
Officers	0	±1	NR	NR	NR	NR	
USNR	0	±1	NR	NR	NR	NR	
Enlisted	0	±1	NR	NR	NR	NR	
Officers	NA		NA	NA	NA	NA	
USMCR	NA		NA	NA	NA	NA	
USAFR	0	±1	NR	NR	NR	NR	
Enlisted	0	±1	NR	NR	NR	NR	
Officers	0	±1	NR	NR	NR	NR	
MALES	0	±1	NR	NR	NR	NR	
Enlisted	0	±1	NR	NR	NR	NR	
E1–E4	0	±1	NR	NR	NR	NR	
E5–E9	0	±1	NR	NR	NR	NR	
Officers	NA		NA	NA	NA	NA	
O1–O3	NA		NA	NA	NA	NA	
O4–O6	NA		NA	NA	NA	NA	
Reserve Unit	0	±1	NR	NR	NR	NR	
AGR/FTS/AR	0	±1	NR	NR	NR	NR	
IMA	NA		NA	NA	NA	NA	
Non-Hispanic White	0	±1	NR	NR	NR	NR	
Total Minority	0	±1	NR	NR	NR	NR	
Experienced SH	1	±1	NR	NR	NR	NR	
Experienced GD	0	±1	NR	NR	NR	NR	
Not Experienced SH/GD	0	±1	NR	NR	NR	NR	
Experienced SA	9	±6	NR	NR	NR	NR	
Not Experienced SA	NA		NA	NA	NA	NA	
National Guard	0	±1	NR	NR	NR	NR	
ARNG	0	±1	NR	NR	NR	NR	
Enlisted	0	±1	NR	NR	NR	NR	
Officers	NA		NA	NA	NA	NA	
ANG	0	±1	NR	NR	NR	NR	
Enlisted	0	±1	NR	NR	NR	NR	
Officers	NA		NA	NA	NA	NA	
Reserve	0	±1	NR	NR	NR	NR	
USAR	0	±1	NR	NR	NR	NR	
Enlisted	0	±1	NR	NR	NR	NR	
Officers	NA		NA	NA	NA	NA	
USNR	0	±1	NR	NR	NR	NR	
Enlisted	0	±1	NR	NR	NR	NR	
Officers	NA		NA	NA	NA	NA	
USMCR	0	±1	NR	NR	NR	NR	
Enlisted	0	±1	NR	NR	NR	NR	
Officers	NA		NA	NA	NA	NA	
USAFR	NA		NA	NA	NA	NA	
Enlisted	NA		NA	NA	NA	NA	
Officers	NA		NA	NA	NA	NA	

NR: Not reportable

NA: Not applicable

187. As a result of you reporting the sexual assault, has your leadership (unit commander or another member in your chain of command) either done or threatened to do any of the following?

- a. Demoted you or denied you a promotion
- b. Denied you a training opportunity that could have led to promotion or is needed in order to keep your current position
- c. Rated you lower than you deserved on a performance evaluation
- d. Denied you an award you were previously eligible to receive
- e. Reduced your pay or benefits without doing the same to others
- f. Reassigned you to duties that do not match your current grade
- g. Made you perform additional duties that do not match your current grade
- h. Transferred you to a different unit or installation without your request or agreement
- i. Ordered you to one or more command directed mental health evaluations
- j. Disciplined you or ordered other corrective action
- k. Some other action that negatively affects, or could negatively affect, your position or career
- l. Does not apply, you have not experienced any of the above

	Percent Responding			Percentages												Max ME
				a	b	c	d	e	f	g	h	i	j	k	l	
TOTAL DOD	0	±1		8	15	15	8	1	9	11	3	5	8	21	67	±12
National Guard	0	±1		NR	13	7	5	NR	6	NR	4	7	NR	22	69	±16
ARNG	0	±1		NR	NR	8	6	NR	6	NR	4	7	NR	25	66	±18
ANG	0	±1		8	8	NR	NR	NR	NR	NR	NR	9	NR	8	87	±16
Reserve	0	±1		5	17	23	11	3	NR	NR	3	3	5	20	66	±16
USAR	0	±1		4	NR	NR	11	NR	NR	NR	NR	2	4	21	NR	±18
USNR	0	±1		NR	NR	NR	NR	NR	NR	NR	NR	NR	NR	NR	NR	
USMCR	0	±1		NR	NR	NR	NR	NR	NR	NR	NR	NR	NR	NR	NR	
USAFR	0	±1		NR	NR	NR	NR	NR	NR	NR	NR	NR	NR	NR	NR	
Enlisted	0	±1		7	15	14	7	1	9	10	3	5	7	21	67	±12
E1-E4	0	±1		NR	12	7	5	NR	8	NR	4	5	NR	21	70	±16
E1-E3	0	±1		NR	NR	NR	NR	NR	NR	NR	NR	NR	NR	NR	NR	
E4	0	±1		NR	NR	NR	NR	NR	NR	NR	1	NR	NR	NR	NR	±5
E5-E9	0	±1		6	NR	27	12	4	NR	NR	1	5	7	20	62	±18
Officers	0	±1		NR	NR	NR	NR	NR	NR	NR	NR	NR	NR	NR	NR	
O1-O3	0	±1		NR	NR	NR	NR	NR	NR	NR	NR	NR	NR	NR	NR	
O4-O6	0	±1		NR	NR	NR	NR	NR	NR	NR	NR	NR	NR	NR	NR	
W1-W5	0	±1		NR	NR	NR	NR	NR	NR	NR	NR	NR	NR	NR	NR	
Reserve Unit	0	±1		7	14	14	7	1	9	10	3	4	8	20	69	±13
AGR/FTS/AR	0	±1		12	NR	NR	NR	NR	NR	NR	2	16	5	NR	NR	±18
IMA	0	±1		NR	NR	NR	NR	NR	NR	NR	NR	NR	NR	NR	NR	
Non-Hispanic White	0	±1		5	10	15	11	1	8	8	2	7	8	27	68	±13
Total Minority	0	±1		NR	NR	NR	5	2	NR	NR	5	2	NR	NR	NR	±13
FEMALES	1	±1		7	11	14	10	1	9	6	4	7	7	23	70	±10
Enlisted	1	±1		7	11	13	9	1	9	6	4	7	7	23	70	±10
E1-E4	1	±1		NR	11	10	8	NR	12	NR	6	6	NR	20	75	±15
E5-E9	0	±1		9	11	21	11	2	3	6	1	8	10	27	62	±12
Officers	0	±1		NR	NR	NR	NR	NR	NR	NR	NR	NR	NR	NR	NR	
O1-O3	0	±1		NR	NR	NR	NR	NR	NR	NR	NR	NR	NR	NR	NR	
O4-O6	0	±1		NR	NR	NR	NR	NR	NR	NR	NR	NR	NR	NR	NR	
Reserve Unit	1	±1		6	10	14	9	0	8	6	4	6	7	22	72	±11
AGR/FTS/AR	0	±1		NR	NR	NR	NR	NR	NR	7	3	NR	NR	NR	NR	±13
IMA	0	±1		NR	NR	NR	NR	NR	NR	NR	NR	NR	NR	NR	NR	
Non-Hispanic White	1	±1		7	10	18	12	0	10	9	2	10	10	28	65	±13
Total Minority	0	±1		8	13	8	NR	1	NR	NR	NR	2	2	14	80	±17
Experienced SH	3	±1		8	11	15	11	1	10	7	5	8	8	24	69	±11
Experienced GD	2	±1		17	19	28	20	2	18	12	6	12	14	34	55	±16
Not Experienced SH/GD	0	±1		NR	NR	NR	NR	NR	NR	NR	NR	NR	NR	NR	NR	
Experienced SA	20	±4		7	11	14	10	1	9	6	4	7	7	23	70	±10
Not Experienced SA	NA			NA	NA	NA	NA	NA	NA	NA	NA	NA	NA	NA	NA	

Note. Percent responding are Reserve component members who answered the question, who indicated they experienced a sexual assault, including meeting the legal criteria to be considered a sexual assault, who confirmed the experiences happened within the past 12 months (Q67-Q160); and who made a report (Q179).

Members were allowed to mark more than one option, and therefore, the sum of subitems does not equal 100%.

NR: Not reportable

NA: Not applicable





















2015 Workplace and Gender Relations Survey of Reserve Component Members

187. Continued	Percent Responding		Percentages												Max ME
			a	b	c	d	e	f	g	h	i	j	k	l	
National Guard	1	±1	7	10	9	7	NR	8	6	5	9	7	23	73	±14
ARNG	1	±1	NR	11	11	8	NR	NR	7	NR	9	8	25	70	±16
Enlisted	1	±1	NR	NR	9	NR	NR	NR	NR	NR	NR	NR	24	72	±17
Officers	0	±1	NR	NR	NR	NR	NR	NR	NR	NR	NR	NR	NR	NR	
ANG	0	±1	NR	NR	NR	NR	NR	NR	NR	NR	NR	NR	NR	NR	
Enlisted	1	±1	NR	NR	NR	NR	NR	NR	NR	NR	NR	NR	NR	NR	
Officers	NA		NA	NA	NA	NA	NA	NA	NA	NA	NA	NA	NA	NA	
Reserve	1	±1	7	12	22	14	2	11	6	NR	3	7	23	67	±14
USAR	1	±1	NR	NR	26	17	NR	NR	NR	NR	4	NR	26	NR	±18
Enlisted	1	±1	NR	NR	NR	NR	NR	NR	NR	NR	3	NR	NR	NR	±6
Officers	0	±1	NR	NR	NR	NR	NR	NR	NR	NR	NR	NR	NR	NR	
USNR	1	±1	NR	NR	NR	NR	NR	NR	NR	NR	NR	NR	NR	NR	
Enlisted	1	±1	NR	NR	NR	NR	NR	NR	NR	NR	NR	NR	NR	NR	
Officers	NA		NA	NA	NA	NA	NA	NA	NA	NA	NA	NA	NA	NA	
USMCR	NA		NA	NA	NA	NA	NA	NA	NA	NA	NA	NA	NA	NA	
USAFR	0	±1	NR	NR	NR	NR	NR	NR	NR	NR	NR	NR	NR	NR	
Enlisted	0	±1	NR	NR	NR	NR	NR	NR	NR	NR	NR	NR	NR	NR	
Officers	0	±1	NR	NR	NR	NR	NR	NR	NR	NR	NR	NR	NR	NR	
MALES	0	±1	NR	NR	NR	5	3	NR	NR	1	1	NR	NR	NR	±11
Enlisted	0	±1	NR	NR	NR	5	3	NR	NR	1	1	NR	NR	NR	±11
E1-E4	0	±1	NR	NR	NR	NR	NR	NR	NR	NR	NR	NR	NR	NR	
E5-E9	0	±1	NR	NR	NR	NR	NR	NR	NR	NR	NR	NR	NR	NR	
Officers	NA		NA	NA	NA	NA	NA	NA	NA	NA	NA	NA	NA	NA	
O1-O3	NA		NA	NA	NA	NA	NA	NA	NA	NA	NA	NA	NA	NA	
O4-O6	NA		NA	NA	NA	NA	NA	NA	NA	NA	NA	NA	NA	NA	
Reserve Unit	0	±1	NR	NR	NR	3	3	NR	NR	1	NR	NR	NR	NR	±10
AGR/FTS/AR	0	±1	NR	NR	NR	NR	NR	NR	NR	NR	NR	NR	NR	NR	
IMA	NA		NA	NA	NA	NA	NA	NA	NA	NA	NA	NA	NA	NA	
Non-Hispanic White	0	±1	NR	NR	NR	NR	NR	NR	NR	NR	NR	NR	NR	NR	
Total Minority	0	±1	NR	NR	NR	NR	NR	NR	NR	NR	NR	NR	NR	NR	
Experienced SH	1	±1	NR	NR	NR	6	3	NR	NR	1	1	NR	NR	NR	±13
Experienced GD	1	±1	NR	NR	NR	NR	NR	NR	NR	NR	NR	NR	NR	NR	
Not Experienced SH/GD	0	±1	NR	NR	NR	NR	NR	NR	NR	NR	NR	NR	NR	NR	
Experienced SA	13	±6	NR	NR	NR	5	3	NR	NR	1	1	NR	NR	NR	±11
Not Experienced SA	NA		NA	NA	NA	NA	NA	NA	NA	NA	NA	NA	NA	NA	
National Guard	0	±1	NR	NR	NR	NR	NR	NR	NR	NR	NR	NR	NR	NR	
ARNG	0	±1	NR	NR	NR	NR	NR	NR	NR	NR	NR	NR	NR	NR	
Enlisted	0	±1	NR	NR	NR	NR	NR	NR	NR	NR	NR	NR	NR	NR	
Officers	NA		NA	NA	NA	NA	NA	NA	NA	NA	NA	NA	NA	NA	
ANG	0	±1	NR	NR	NR	NR	NR	NR	NR	NR	NR	NR	NR	NR	
Enlisted	0	±1	NR	NR	NR	NR	NR	NR	NR	NR	NR	NR	NR	NR	
Officers	NA		NA	NA	NA	NA	NA	NA	NA	NA	NA	NA	NA	NA	
Reserve	0	±1	1	NR	NR	NR	NR	NR	NR	1	NR	1	NR	NR	±7
USAR	0	±1	NR	NR	NR	NR	NR	NR	NR	NR	NR	NR	NR	NR	
Enlisted	0	±1	NR	NR	NR	NR	NR	NR	NR	NR	NR	NR	NR	NR	
Officers	NA		NA	NA	NA	NA	NA	NA	NA	NA	NA	NA	NA	NA	
USNR	0	±1	NR	NR	NR	NR	NR	NR	NR	NR	NR	NR	NR	NR	
Enlisted	0	±1	NR	NR	NR	NR	NR	NR	NR	NR	NR	NR	NR	NR	
Officers	NA		NA	NA	NA	NA	NA	NA	NA	NA	NA	NA	NA	NA	
USMCR	0	±1	NR	NR	NR	NR	NR	NR	NR	NR	NR	NR	NR	NR	
Enlisted	0	±1	NR	NR	NR	NR	NR	NR	NR	NR	NR	NR	NR	NR	
Officers	NA		NA	NA	NA	NA	NA	NA	NA	NA	NA	NA	NA	NA	
USAFR	0	±1	NR	NR	NR	NR	NR	NR	NR	NR	NR	NR	NR	NR	
Enlisted	0	±1	NR	NR	NR	NR	NR	NR	NR	NR	NR	NR	NR	NR	
Officers	NA		NA	NA	NA	NA	NA	NA	NA	NA	NA	NA	NA	NA	

NR: Not reportable

NA: Not applicable





187. Experienced at least one behavior in line with potential professional reprisal as a result of reporting the sexual assault. Constructed from Q187.

	Percent Responding		Percentages	Max ME	Percentage Reporting Yes
			Yes		
TOTAL DOD	0	±1	33	±11	
National Guard	0	±1	31	±16	
ARNG	0	±1	34	±18	
ANG	0	±1	13	±16	
Reserve	0	±1	34	±16	
USAR	0	±1	NR		
USNR	0	±1	NR		
USMCR	0	±1	NR		
USAFR	0	±1	NR		
Enlisted	0	±1	33	±12	
E1-E4	0	±1	30	±16	
E1-E3	0	±1	NR		
E4	0	±1	NR		
E5-E9	0	±1	38	±16	
Officers	0	±1	NR		
O1-O3	0	±1	NR		
O4-O6	0	±1	NR		
W1-W5	0	±1	NR		
Reserve Unit	0	±1	31	±12	
AGR/FTS/AR	0	±1	NR		
IMA	0	±1	NR		
Non-Hispanic White	0	±1	32	±13	
Total Minority	0	±1	NR		
FEMALES	1	±1	30	±10	
Enlisted	1	±1	30	±10	
E1-E4	1	±1	25	±15	
E5-E9	0	±1	38	±12	
Officers	0	±1	NR		
O1-O3	0	±1	NR		
O4-O6	0	±1	NR		
Reserve Unit	1	±1	28	±11	
AGR/FTS/AR	0	±1	NR		
IMA	0	±1	NR		
Non-Hispanic White	1	±1	35	±13	
Total Minority	0	±1	20	±17	
Experienced SH	3	±1	31	±11	
Experienced GD	2	±1	45	±16	
Not Experienced SH/GD	0	±1	NR		
Experienced SA	20	±4	30	±10	
Not Experienced SA	NA		NA		

Note. Percent responding are Reserve component members who answered the question, who indicated they experienced a sexual assault, including meeting the legal criteria to be considered a sexual assault, who confirmed the experiences happened within the past 12 months (Q67-Q160); and who made a report (Q179).

NR: Not reportable

NA: Not applicable

187. Continued	Percent Responding		Percentages	Max ME	Percentage Reporting Yes
			Yes		
National Guard	1	±1	27	±14	
ARNG	1	±1	30	±16	
Enlisted	1	±1	28	±17	
Officers	0	±1	NR		
ANG	0	±1	NR		
Enlisted	1	±1	NR		
Officers	NA		NA		
Reserve	1	±1	33	±14	
USAR	1	±1	NR		
Enlisted	1	±1	NR		
Officers	0	±1	NR		
USNR	1	±1	NR		
Enlisted	1	±1	NR		
Officers	NA		NA		
USMCR	NA		NA		
USAFR	0	±1	NR		
Enlisted	0	±1	NR		
Officers	0	±1	NR		
MALES	0	±1	NR		
Enlisted	0	±1	NR		
E1–E4	0	±1	NR		
E5–E9	0	±1	NR		
Officers	NA		NA		
O1–O3	NA		NA		
O4–O6	NA		NA		
Reserve Unit	0	±1	NR		
AGR/FTS/AR	0	±1	NR		
IMA	NA		NA		
Non-Hispanic White	0	±1	NR		
Total Minority	0	±1	NR		
Experienced SH	1	±1	NR		
Experienced GD	1	±1	NR		
Not Experienced SH/GD	0	±1	NR		
Experienced SA	13	±6	NR		
Not Experienced SA	NA		NA		
National Guard	0	±1	NR		
ARNG	0	±1	NR		
Enlisted	0	±1	NR		
Officers	NA		NA		
ANG	0	±1	NR		
Enlisted	0	±1	NR		
Officers	NA		NA		
Reserve	0	±1	NR		
USAR	0	±1	NR		
Enlisted	0	±1	NR		
Officers	NA		NA		
USNR	0	±1	NR		
Enlisted	0	±1	NR		
Officers	NA		NA		
USMCR	0	±1	NR		
Enlisted	0	±1	NR		
Officers	NA		NA		
USAFR	0	±1	NR		
Enlisted	0	±1	NR		
Officers	NA		NA		

NR: Not reportable






NA: Not applicable

188. Do you have reason to believe that any of the leadership actions you marked in the previous item were only based on your report of sexual assault (i.e., not based on your conduct or performance)?

1. Yes

2. No

3. Not sure

	Percent Responding		Percentages			Max ME	Percentage Reporting Yes
			1	2	3		
TOTAL DOD	0	±1	NR	NR	NR		
National Guard	0	±1	NR	NR	NR		
ARNG	0	±1	NR	NR	NR		
ANG	0	±1	NR	NR	NR		
Reserve	0	±1	NR	1	NR	±5	
USAR	0	±1	NR	2	NR	±6	
USNR	0	±1	NR	NR	NR		
USMCR	0	±1	NR	NR	NR		
USAFR	0	±1	NR	NR	NR		
Enlisted	0	±1	NR	NR	NR		
E1-E4	0	±1	NR	NR	NR		
E1-E3	0	±1	NR	NR	NR		
E4	0	±1	NR	NR	NR		
E5-E9	0	±1	NR	2	NR	±7	
Officers	0	±1	NR	NR	NR		
O1-O3	0	±1	NR	NR	NR		
O4-O6	NA		NA	NA	NA		
W1-W5	NA		NA	NA	NA		
Reserve Unit	0	±1	NR	NR	NR		
AGR/FTS/AR	0	±1	NR	NR	NR		
IMA	NA		NA	NA	NA		
Non-Hispanic White	0	±1	NR	1	NR	±4	
Total Minority	0	±1	NR	NR	NR		
FEMALES	0	±1	73	1	26	±16	
Enlisted	0	±1	73	1	26	±17	
E1-E4	0	±1	NR	NR	NR		
E5-E9	0	±1	NR	3	NR	±9	
Officers	0	±1	NR	NR	NR		
O1-O3	0	±1	NR	NR	NR		
O4-O6	NA		NA	NA	NA		
Reserve Unit	0	±1	NR	NR	NR		
AGR/FTS/AR	0	±1	NR	NR	NR		
IMA	NA		NA	NA	NA		
Non-Hispanic White	0	±1	77	1	22	±17	
Total Minority	0	±1	NR	NR	NR		
Experienced SH	1	±1	78	1	21	±15	
Experienced GD	1	±1	NR	NR	NR		
Not Experienced SH/GD	0	±1	NR	NR	NR		
Experienced SA	6	±2	73	1	26	±16	
Not Experienced SA	NA		NA	NA	NA		

Note. Percent responding are Reserve component members who answered the question, who indicated they experienced a sexual assault, including meeting the legal criteria to be considered a sexual assault, who confirmed the experiences happened within the past 12 months (Q67-Q160); who made a report (Q179); and who indicated experiencing a behavior in line with potential professional reprisal from their leadership (Q187).

NR: Not reportable

NA: Not applicable

188. Continued	Percent Responding		Percentages			Max ME	Percentage Reporting Yes
			1	2	3		
National Guard	0	±1	NR	NR	NR		
ARNG	0	±1	NR	NR	NR		
Enlisted	0	±1	NR	NR	NR		
Officers	0	±1	NR	NR	NR		
ANG	0	±1	NR	NR	NR		
Enlisted	0	±1	NR	NR	NR		
Officers	NA		NA	NA	NA		
Reserve	0	±1	NR	2	NR	±8	
USAR	0	±1	NR	3	NR	±10	
Enlisted	0	±1	NR	NR	NR		
Officers	0	±1	NR	NR	NR		
USNR	0	±1	NR	NR	NR		
Enlisted	0	±1	NR	NR	NR		
Officers	NA		NA	NA	NA		
USMCR	NA		NA	NA	NA		
USAFR	0	±1	NR	NR	NR		
Enlisted	0	±1	NR	NR	NR		
Officers	NA		NA	NA	NA		
MALES	0	±1	NR	NR	NR		
Enlisted	0	±1	NR	NR	NR		
E1–E4	0	±1	NR	NR	NR		
E5–E9	0	±1	NR	NR	NR		
Officers	NA		NA	NA	NA		
O1–O3	NA		NA	NA	NA		
O4–O6	NA		NA	NA	NA		
Reserve Unit	0	±1	NR	NR	NR		
AGR/FTS/AR	0	±1	NR	NR	NR		
IMA	NA		NA	NA	NA		
Non-Hispanic White	0	±1	NR	NR	NR		
Total Minority	0	±1	NR	NR	NR		
Experienced SH	1	±1	NR	NR	NR		
Experienced GD	1	±1	NR	NR	NR		
Not Experienced SH/GD	NA		NA	NA	NA		
Experienced SA	5	±4	NR	NR	NR		
Not Experienced SA	NA		NA	NA	NA		
National Guard	0	±1	NR	NR	NR		
ARNG	0	±1	NR	NR	NR		
Enlisted	0	±1	NR	NR	NR		
Officers	NA		NA	NA	NA		
ANG	NA		NA	NA	NA		
Enlisted	NA		NA	NA	NA		
Officers	NA		NA	NA	NA		
Reserve	0	±1	NR	NR	NR		
USAR	0	±1	NR	NR	NR		
Enlisted	0	±1	NR	NR	NR		
Officers	NA		NA	NA	NA		
USNR	NA		NA	NA	NA		
Enlisted	NA		NA	NA	NA		
Officers	NA		NA	NA	NA		
USMCR	0	±1	NR	NR	NR		
Enlisted	0	±1	NR	NR	NR		
Officers	NA		NA	NA	NA		
USAFR	0	±1	NR	NR	NR		
Enlisted	0	±1	NR	NR	NR		
Officers	NA		NA	NA	NA		

NR: Not reportable

NA: Not applicable

189. Why do you think your leadership took the actions you marked as happening to you (prior questions indicated that the behaviors experienced were believed to be a result of making a report of sexual assault)? Constructed from Q187, Q188, and Q189.

- a. They were trying to get back at you for making a report (unrestricted or restricted)
 b. They were trying to discourage you from moving forward with your report
 c. They did not believe you
 d. They were mad at you for causing a problem for them
 e. They did not understand the situation
 f. They were trying to help you
 g. They were following established protocol by temporarily reassigning you during recovery
 h. They were friends with the person(s) who committed the sexual assault
 i. They were addressing the issue of collateral misconduct
 j. Some other reason
 k. Not sure

	Percent Responding		Percentages											Max ME
			a	b	c	d	e	f	g	h	i	j	k	
TOTAL DOD	0	±1	NR	NR	NR	NR	NR	NR	1	NR	NR	16	7	±16
National Guard	0	±1	NR	NR	NR	NR	NR	NR	NR	NR	NR	NR	5	±12
ARNG	0	±1	NR	NR	NR	NR	NR	NR	NR	NR	NR	NR	NR	
ANG	0	±1	NR	NR	NR	NR	NR	NR	NR	NR	NR	NR	NR	
Reserve	0	±1	NR	NR	NR	NR	NR	NR	NR	NR	NR	NR	NR	
USAR	0	±1	NR	NR	NR	NR	NR	NR	NR	NR	NR	NR	NR	
USNR	0	±1	NR	NR	NR	NR	NR	NR	NR	NR	NR	NR	NR	
USMCR	0	±1	NR	NR	NR	NR	NR	NR	NR	NR	NR	NR	NR	
USAFR	0	±1	NR	NR	NR	NR	NR	NR	NR	NR	NR	NR	NR	
Enlisted	0	±1	NR	NR	NR	NR	NR	NR	1	NR	NR	15	NR	±17
E1-E4	0	±1	NR	NR	NR	NR	NR	NR	NR	NR	NR	NR	NR	
E1-E3	0	±1	NR	NR	NR	NR	NR	NR	NR	NR	NR	NR	NR	
E4	0	±1	NR	NR	NR	NR	NR	NR	NR	NR	NR	NR	NR	
E5-E9	0	±1	NR	NR	NR	NR	NR	NR	NR	NR	NR	NR	NR	
Officers	0	±1	NR	NR	NR	NR	NR	NR	NR	NR	NR	NR	NR	
O1-O3	0	±1	NR	NR	NR	NR	NR	NR	NR	NR	NR	NR	NR	
O4-O6	NA		NA	NA	NA	NA	NA	NA	NA	NA	NA	NA	NA	
W1-W5	NA		NA	NA	NA	NA	NA	NA	NA	NA	NA	NA	NA	
Reserve Unit	0	±1	NR	NR	NR	NR	NR	NR	1	NR	NR	15	8	±17
AGR/FTS/AR	0	±1	NR	NR	NR	NR	NR	NR	NR	NR	NR	NR	NR	
IMA	NA		NA	NA	NA	NA	NA	NA	NA	NA	NA	NA	NA	
Non-Hispanic White	0	±1	NR	NR	NR	NR	NR	NR	2	NR	NR	NR	NR	±9
Total Minority	0	±1	NR	NR	NR	NR	NR	NR	NR	NR	NR	NR	NR	
FEMALES	0	±1	NR	NR	NR	NR	NR	NR	2	NR	NR	NR	10	±16
Enlisted	0	±1	NR	NR	NR	NR	NR	NR	2	NR	NR	NR	NR	±8
E1-E4	0	±1	NR	NR	NR	NR	NR	NR	NR	NR	NR	NR	NR	
E5-E9	0	±1	NR	NR	NR	85	NR	NR	NR	NR	NR	NR	NR	±17
Officers	0	±1	NR	NR	NR	NR	NR	NR	NR	NR	NR	NR	NR	
O1-O3	0	±1	NR	NR	NR	NR	NR	NR	NR	NR	NR	NR	NR	
O4-O6	NA		NA	NA	NA	NA	NA	NA	NA	NA	NA	NA	NA	
Reserve Unit	0	±1	NR	NR	NR	NR	NR	NR	2	NR	NR	NR	NR	±8
AGR/FTS/AR	0	±1	NR	NR	NR	NR	NR	NR	NR	NR	NR	NR	NR	
IMA	NA		NA	NA	NA	NA	NA	NA	NA	NA	NA	NA	NA	
Non-Hispanic White	0	±1	NR	NR	NR	NR	NR	NR	2	NR	NR	NR	NR	±10
Total Minority	0	±1	NR	NR	NR	NR	NR	NR	NR	NR	NR	NR	NR	
Experienced SH	1	±1	NR	NR	NR	NR	NR	NR	2	NR	NR	NR	10	±16
Experienced GD	1	±1	NR	NR	NR	NR	NR	NR	NR	NR	NR	NR	NR	
Not Experienced SH/GD	NA		NA	NA	NA	NA	NA	NA	NA	NA	NA	NA	NA	
Experienced SA	4	±2	NR	NR	NR	NR	NR	NR	2	NR	NR	NR	10	±16
Not Experienced SA	NA		NA	NA	NA	NA	NA	NA	NA	NA	NA	NA	NA	

Note. Percent responding are Reserve component members who answered the question, who indicated they experienced a sexual assault, including meeting the legal criteria to be considered a sexual assault, who confirmed the experiences happened within the past 12 months (Q67-Q160); who made a report (Q179); who indicated experiencing a behavior in line with potential professional reprisal from their leadership (Q187); and who believed that the leadership actions experienced were only based on their report of sexual assault (Q188). Members were allowed to mark more than one option, and therefore, the sum of subitems does not equal 100%.

NR: Not reportable

NA: Not applicable

189. Continued	Percent Responding	Percentages											Max ME
		a	b	c	d	e	f	g	h	i	j	k	
National Guard	0 ±1	NR	NR	NR	NR	NR	NR	NR	NR	NR	NR	NR	
ARNG	0 ±1	NR	NR	NR	NR	NR	NR	NR	NR	NR	NR	NR	
Enlisted	0 ±1	NR	NR	NR	NR	NR	NR	NR	NR	NR	NR	NR	
Officers	0 ±1	NR	NR	NR	NR	NR	NR	NR	NR	NR	NR	NR	
ANG	0 ±1	NR	NR	NR	NR	NR	NR	NR	NR	NR	NR	NR	
Enlisted	0 ±1	NR	NR	NR	NR	NR	NR	NR	NR	NR	NR	NR	
Officers	NA	NA	NA	NA	NA	NA	NA	NA	NA	NA	NA	NA	
Reserve	0 ±1	NR	NR	NR	NR	NR	NR	NR	NR	NR	NR	NR	
USAR	0 ±1	NR	NR	NR	NR	NR	NR	NR	NR	NR	NR	NR	
Enlisted	0 ±1	NR	NR	NR	NR	NR	NR	NR	NR	NR	NR	NR	
Officers	0 ±1	NR	NR	NR	NR	NR	NR	NR	NR	NR	NR	NR	
USNR	0 ±1	NR	NR	NR	NR	NR	NR	NR	NR	NR	NR	NR	
Enlisted	0 ±1	NR	NR	NR	NR	NR	NR	NR	NR	NR	NR	NR	
Officers	NA	NA	NA	NA	NA	NA	NA	NA	NA	NA	NA	NA	
USMCR	NA	NA	NA	NA	NA	NA	NA	NA	NA	NA	NA	NA	
USAFR	0 ±1	NR	NR	NR	NR	NR	NR	NR	NR	NR	NR	NR	
Enlisted	0 ±1	NR	NR	NR	NR	NR	NR	NR	NR	NR	NR	NR	
Officers	NA	NA	NA	NA	NA	NA	NA	NA	NA	NA	NA	NA	
MALES	0 ±1	NR	NR	NR	NR	NR	NR	NR	NR	NR	NR	NR	
Enlisted	0 ±1	NR	NR	NR	NR	NR	NR	NR	NR	NR	NR	NR	
E1–E4	0 ±1	NR	NR	NR	NR	NR	NR	NR	NR	NR	NR	NR	
E5–E9	0 ±1	NR	NR	NR	NR	NR	NR	NR	NR	NR	NR	NR	
Officers	NA	NA	NA	NA	NA	NA	NA	NA	NA	NA	NA	NA	
O1–O3	NA	NA	NA	NA	NA	NA	NA	NA	NA	NA	NA	NA	
O4–O6	NA	NA	NA	NA	NA	NA	NA	NA	NA	NA	NA	NA	
Reserve Unit	0 ±1	NR	NR	NR	NR	NR	NR	NR	NR	NR	NR	NR	
AGR/FTS/AR	0 ±1	NR	NR	NR	NR	NR	NR	NR	NR	NR	NR	NR	
IMA	NA	NA	NA	NA	NA	NA	NA	NA	NA	NA	NA	NA	
Non-Hispanic White	0 ±1	NR	NR	NR	NR	NR	NR	NR	NR	NR	NR	NR	
Total Minority	0 ±1	NR	NR	NR	NR	NR	NR	NR	NR	NR	NR	NR	
Experienced SH	0 ±1	NR	NR	NR	NR	NR	NR	NR	NR	NR	NR	NR	
Experienced GD	0 ±1	NR	NR	NR	NR	NR	NR	NR	NR	NR	NR	NR	
Not Experienced SH/GD	NA	NA	NA	NA	NA	NA	NA	NA	NA	NA	NA	NA	
Experienced SA	3 ±3	NR	NR	NR	NR	NR	NR	NR	NR	NR	NR	NR	
Not Experienced SA	NA	NA	NA	NA	NA	NA	NA	NA	NA	NA	NA	NA	
National Guard	0 ±1	NR	NR	NR	NR	NR	NR	NR	NR	NR	NR	NR	
ARNG	0 ±1	NR	NR	NR	NR	NR	NR	NR	NR	NR	NR	NR	
Enlisted	0 ±1	NR	NR	NR	NR	NR	NR	NR	NR	NR	NR	NR	
Officers	NA	NA	NA	NA	NA	NA	NA	NA	NA	NA	NA	NA	
ANG	NA	NA	NA	NA	NA	NA	NA	NA	NA	NA	NA	NA	
Enlisted	NA	NA	NA	NA	NA	NA	NA	NA	NA	NA	NA	NA	
Officers	NA	NA	NA	NA	NA	NA	NA	NA	NA	NA	NA	NA	
Reserve	0 ±1	NR	NR	NR	NR	NR	NR	NR	NR	NR	NR	NR	
USAR	0 ±1	NR	NR	NR	NR	NR	NR	NR	NR	NR	NR	NR	
Enlisted	0 ±1	NR	NR	NR	NR	NR	NR	NR	NR	NR	NR	NR	
Officers	NA	NA	NA	NA	NA	NA	NA	NA	NA	NA	NA	NA	
USNR	NA	NA	NA	NA	NA	NA	NA	NA	NA	NA	NA	NA	
Enlisted	NA	NA	NA	NA	NA	NA	NA	NA	NA	NA	NA	NA	
Officers	NA	NA	NA	NA	NA	NA	NA	NA	NA	NA	NA	NA	
USMCR	0 ±1	NR	NR	NR	NR	NR	NR	NR	NR	NR	NR	NR	
Enlisted	0 ±1	NR	NR	NR	NR	NR	NR	NR	NR	NR	NR	NR	
Officers	NA	NA	NA	NA	NA	NA	NA	NA	NA	NA	NA	NA	
USAFR	0 ±1	NR	NR	NR	NR	NR	NR	NR	NR	NR	NR	NR	
Enlisted	0 ±1	NR	NR	NR	NR	NR	NR	NR	NR	NR	NR	NR	
Officers	NA	NA	NA	NA	NA	NA	NA	NA	NA	NA	NA	NA	

NR: Not reportable

NA: Not applicable

189. Why do you think your leadership took the actions you marked as happening to you (prior questions indicated that the behaviors experienced were believed to be a result of making a report of sexual assault)? Constructed from Q187, Q188, and Q189. Endorsement of options 1, 2, or 3 meets criteria for Perceived Professional Reprisal.

1. They were trying to get back at you for making a report (unrestricted or restricted; response option a)
2. They were trying to discourage you from moving forward with your report (response option b)
3. They were mad at you for causing a problem for them (response option d)
4. Some other behavior (response option c, e-k)

	Percent Responding		Percentages				Max ME	Action Met Criteria For Perceived Professional Reprisal		
			1	2	3	4				
TOTAL DOD	0	±1	NR	NR	NR	NR		NR		
National Guard	0	±1	NR	NR	NR	NR		NR		
ARNG	0	±1	NR	NR	NR	NR		NR		
ANG	0	±1	NR	NR	NR	NR		NR		
Reserve	0	±1	NR	NR	NR	NR		99.0	±5.0	
USAR	0	±1	NR	NR	NR	NR		NR		
USNR	0	±1	NR	NR	NR	NR		NR		
USMCR	0	±1	NR	NR	NR	NR		NR		
USAFR	0	±1	NR	NR	NR	NR		NR		
Enlisted	0	±1	NR	NR	NR	NR		NR		
E1-E4	0	±1	NR	NR	NR	NR		NR		
E1-E3	0	±1	NR	NR	NR	NR		NR		
E4	0	±1	NR	NR	NR	NR		NR		
E5-E9	0	±1	NR	NR	NR	NR		95.0	±12.0	
Officers	0	±1	NR	NR	NR	NR		NR		
O1-O3	0	±1	NR	NR	NR	NR		NR		
O4-O6	NA		NA	NA	NA	NA		NA		
W1-W5	NA		NA	NA	NA	NA		NA		
Reserve Unit	0	±1	NR	NR	NR	NR		NR		
AGR/FTS/AR	0	±1	NR	NR	NR	NR		NR		
IMA	NA		NA	NA	NA	NA		NA		
Non-Hispanic White	0	±1	NR	NR	NR	NR		NR		
Total Minority	0	±1	NR	NR	NR	NR		NR		
FEMALES	0	±1	NR	NR	NR	NR		NR		
Enlisted	0	±1	NR	NR	NR	NR		NR		
E1-E4	0	±1	NR	NR	NR	NR		NR		
E5-E9	0	±1	NR	NR	85	NR	±17	NR		
Officers	0	±1	NR	NR	NR	NR		NR		
O1-O3	0	±1	NR	NR	NR	NR		NR		
O4-O6	NA		NA	NA	NA	NA		NA		
Reserve Unit	0	±1	NR	NR	NR	NR		NR		
AGR/FTS/AR	0	±1	NR	NR	NR	NR		NR		
IMA	NA		NA	NA	NA	NA		NA		
Non-Hispanic White	0	±1	NR	NR	NR	NR		NR		
Total Minority	0	±1	NR	NR	NR	NR		NR		
Experienced SH	1	±1	NR	NR	NR	NR		NR		
Experienced GD	1	±1	NR	NR	NR	NR		NR		
Not Experienced SH/GD	NA		NA	NA	NA	NA		NA		
Experienced SA	4	±2	NR	NR	NR	NR		NR		
Not Experienced SA	NA		NA	NA	NA	NA		NA		

Note. Percent responding are Reserve component members who answered the question, who indicated they experienced a sexual assault, including meeting the legal criteria to be considered a sexual assault, who confirmed the experiences happened within the past 12 months (Q67-Q160); who made a report (Q179); who indicated experiencing a behavior in line with potential professional reprisal from their leadership (Q187); and who believed that the leadership actions experienced were only based on their report of sexual assault (Q188). Members were allowed to mark more than one option, and therefore, the sum of subitems does not equal 100%.

NR: Not reportable

NA: Not applicable

189. Continued	Percent Responding		Percentages				Max ME	Action Met Criteria For Perceived Professional Reprisal		
			1	2	3	4				
National Guard	0	±1	NR	NR	NR	NR		NR		
ARNG	0	±1	NR	NR	NR	NR		NR		
Enlisted	0	±1	NR	NR	NR	NR		NR		
Officers	0	±1	NR	NR	NR	NR		NR		
ANG	0	±1	NR	NR	NR	NR		NR		
Enlisted	0	±1	NR	NR	NR	NR		NR		
Officers	NA		NA	NA	NA	NA		NA		
Reserve	0	±1	NR	NR	NR	NR		98.0	±8.0	
USAR	0	±1	NR	NR	NR	NR		NR		
Enlisted	0	±1	NR	NR	NR	NR		NR		
Officers	0	±1	NR	NR	NR	NR		NR		
USNR	0	±1	NR	NR	NR	NR		NR		
Enlisted	0	±1	NR	NR	NR	NR		NR		
Officers	NA		NA	NA	NA	NA		NA		
USMCR	NA		NA	NA	NA	NA		NA		
USAFR	0	±1	NR	NR	NR	NR		NR		
Enlisted	0	±1	NR	NR	NR	NR		NR		
Officers	NA		NA	NA	NA	NA		NA		
MALES	0	±1	NR	NR	NR	NR		NR		
Enlisted	0	±1	NR	NR	NR	NR		NR		
E1–E4	0	±1	NR	NR	NR	NR		NR		
E5–E9	0	±1	NR	NR	NR	NR		NR		
Officers	NA		NA	NA	NA	NA		NA		
O1–O3	NA		NA	NA	NA	NA		NA		
O4–O6	NA		NA	NA	NA	NA		NA		
Reserve Unit	0	±1	NR	NR	NR	NR		NR		
AGR/FTS/AR	0	±1	NR	NR	NR	NR		NR		
IMA	NA		NA	NA	NA	NA		NA		
Non-Hispanic White	0	±1	NR	NR	NR	NR		NR		
Total Minority	0	±1	NR	NR	NR	NR		NR		
Experienced SH	0	±1	NR	NR	NR	NR		NR		
Experienced GD	0	±1	NR	NR	NR	NR		NR		
Not Experienced SH/GD	NA		NA	NA	NA	NA		NA		
Experienced SA	3	±3	NR	NR	NR	NR		NR		
Not Experienced SA	NA		NA	NA	NA	NA		NA		
National Guard	0	±1	NR	NR	NR	NR		NR		
ARNG	0	±1	NR	NR	NR	NR		NR		
Enlisted	0	±1	NR	NR	NR	NR		NR		
Officers	NA		NA	NA	NA	NA		NA		
ANG	NA		NA	NA	NA	NA		NA		
Enlisted	NA		NA	NA	NA	NA		NA		
Officers	NA		NA	NA	NA	NA		NA		
Reserve	0	±1	NR	NR	NR	NR		NR		
USAR	0	±1	NR	NR	NR	NR		NR		
Enlisted	0	±1	NR	NR	NR	NR		NR		
Officers	NA		NA	NA	NA	NA		NA		
USNR	NA		NA	NA	NA	NA		NA		
Enlisted	NA		NA	NA	NA	NA		NA		
Officers	NA		NA	NA	NA	NA		NA		
USMCR	0	±1	NR	NR	NR	NR		NR		
Enlisted	0	±1	NR	NR	NR	NR		NR		
Officers	NA		NA	NA	NA	NA		NA		
USAFR	0	±1	NR	NR	NR	NR		NR		
Enlisted	0	±1	NR	NR	NR	NR		NR		
Officers	NA		NA	NA	NA	NA		NA		

NR: Not reportable

NA: Not applicable






189. Rate of Perceived Professional Reprisal. Constructed from Q187, Q188, and Q189.

	Percent Responding		Percentages	Max ME	Percentage Reporting Experienced
			Experienced		
TOTAL DOD	0	±1	20	±11	
National Guard	0	±1	19	±15	
ARNG	0	±1	22	±17	
ANG	0	±1	NR		
Reserve	0	±1	22	±16	
USAR	0	±1	NR		
USNR	0	±1	NR		
USMCR	0	±1	NR		
USAFR	0	±1	NR		
Enlisted	0	±1	20	±11	
E1-E4	0	±1	17	±14	
E1-E3	0	±1	NR		
E4	0	±1	NR		
E5-E9	0	±1	27	±18	
Officers	0	±1	NR		
O1-O3	0	±1	NR		
O4-O6	0	±1	NR		
W1-W5	0	±1	NR		
Reserve Unit	0	±1	20	±12	
AGR/FTS/AR	0	±1	NR		
IMA	0	±1	NR		
Non-Hispanic White	0	±1	20	±11	
Total Minority	0	±1	NR		
FEMALES	1	±1	20	±10	
Enlisted	1	±1	20	±10	
E1-E4	1	±1	18	±15	
E5-E9	0	±1	23	±13	
Officers	0	±1	NR		
O1-O3	0	±1	NR		
O4-O6	0	±1	NR		
Reserve Unit	1	±1	20	±10	
AGR/FTS/AR	0	±1	17	±17	
IMA	0	±1	NR		
Non-Hispanic White	1	±1	24	±12	
Total Minority	0	±1	NR		
Experienced SH	3	±1	22	±11	
Experienced GD	2	±1	27	±15	
Not Experienced SH/GD	0	±1	NR		
Experienced SA	20	±4	20	±10	
Not Experienced SA	NA		NA		

Note. Percent responding are Reserve component members who answered the question, who indicated they experienced a sexual assault, including meeting the legal criteria to be considered a sexual assault, who confirmed the experiences happened within the past 12 months (Q67-Q160); and who made a report (Q179).

NR: Not reportable

NA: Not applicable

189. Continued	Percent Responding		Percentages	Max ME	Percentage Reporting Experienced
			Experienced		
National Guard	1	±1	18	±14	
ARNG	1	±1	21	±16	
Enlisted	1	±1	20	±17	
Officers	0	±1	NR		
ANG	0	±1	NR		
Enlisted	1	±1	NR		
Officers	NA		NA		
Reserve	1	±1	22	±14	
USAR	1	±1	27	±18	
Enlisted	1	±1	NR		
Officers	0	±1	NR		
USNR	1	±1	NR		
Enlisted	1	±1	NR		
Officers	NA		NA		
USMCR	NA		NA		
USAFR	0	±1	NR		
Enlisted	0	±1	NR		
Officers	0	±1	NR		
MALES	0	±1	NR		
Enlisted	0	±1	NR		
E1-E4	0	±1	NR		
E5-E9	0	±1	NR		
Officers	NA		NA		
O1-O3	NA		NA		
O4-O6	NA		NA		
Reserve Unit	0	±1	NR		
AGR/FTS/AR	0	±1	NR		
IMA	NA		NA		
Non-Hispanic White	0	±1	NR		
Total Minority	0	±1	NR		
Experienced SH	1	±1	NR		
Experienced GD	1	±1	NR		
Not Experienced SH/GD	0	±1	NR		
Experienced SA	12	±6	NR		
Not Experienced SA	NA		NA		
National Guard	0	±1	NR		
ARNG	0	±1	NR		
Enlisted	0	±1	NR		
Officers	NA		NA		
ANG	0	±1	NR		
Enlisted	0	±1	NR		
Officers	NA		NA		
Reserve	0	±1	NR		
USAR	0	±1	NR		
Enlisted	0	±1	NR		
Officers	NA		NA		
USNR	0	±1	NR		
Enlisted	0	±1	NR		
Officers	NA		NA		
USMCR	0	±1	NR		
Enlisted	0	±1	NR		
Officers	NA		NA		
USAFR	0	±1	NR		
Enlisted	0	±1	NR		
Officers	NA		NA		

NR: Not reportable

NA: Not applicable

189. Behavior experienced by those who met criteria for Perceived Professional Reprisal. Constructed from Q187, Q188, and Q189.

- a. Demoted you or denied you a promotion
 d. Denied you an award you were previously eligible to receive
 g. Made you perform additional duties that do not match your current grade
 j. Disciplined you or ordered other corrective action
- b. Denied you a training opportunity that could have led to promotion or is needed in order to keep your current position
 e. Reduced your pay or benefits without doing the same to others
 h. Transferred you to a different unit or installation without your request or agreement
 k. Some other action that negatively affects, or could negatively affect, your position or career
- c. Rated you lower than you deserved on a performance evaluation
 f. Reassigned you to duties that do not match your current grade
 i. Ordered you to one or more command directed mental health evaluations
 l. Does not apply, you have not experienced any of the above

	Percent Responding			Percentages												Max ME
				a	b	c	d	e	f	g	h	i	j	k	l	
TOTAL DOD	0	±1		NR	NR	NR	NR	2	NR	NR	NR	NR	NR	NR	0°	±6
National Guard	0	±1		NR	NR	NR	NR	NR	NR	NR	NR	NR	NR	98	0°	±8
ARNG	0	±1		NR	NR	NR	NR	NR	NR	NR	NR	NR	NR	98	0°	±9
ANG	0	±1		NR	NR	NR	NR	NR	NR	NR	NR	NR	NR	NR	0°	
Reserve	0	±1		NR	NR	NR	NR	4	NR	NR	NR	NR	NR	NR	0°	±11
USAR	0	±1		NR	NR	NR	NR	NR	NR	NR	NR	NR	NR	NR	0°	±0
USNR	0	±1		NR	NR	NR	NR	NR	NR	NR	NR	NR	NR	NR	0°	
USMCR	0	±1		NR	NR	NR	NR	NR	NR	NR	NR	NR	NR	NR	0°	
USAFR	0	±1		NR	NR	NR	NR	NR	NR	NR	NR	NR	NR	NR	0°	
Enlisted	0	±1		NR	NR	NR	NR	2	NR	NR	NR	NR	NR	NR	0°	±6
E1-E4	0	±1		NR	NR	NR	NR	NR	NR	NR	NR	NR	NR	NR	0°	±0
E1-E3	0	±1		NR	NR	NR	NR	NR	NR	NR	NR	NR	NR	NR	0°	
E4	0	±1		NR	NR	NR	NR	NR	NR	NR	NR	NR	NR	NR	0°	±0
E5-E9	0	±1		NR	NR	NR	NR	NR	NR	NR	NR	NR	NR	NR	0°	±0
Officers	0	±1		NR	NR	NR	NR	NR	NR	NR	NR	NR	NR	NR	0°	
O1-O3	0	±1		NR	NR	NR	NR	NR	NR	NR	NR	NR	NR	NR	0°	
O4-O6	NA			NA	NA	NA	NA	NA	NA	NA	NA	NA	NA	NA	NA	
W1-W5	NA			NA	NA	NA	NA	NA	NA	NA	NA	NA	NA	NA	NA	
Reserve Unit	0	±1		NR	NR	NR	NR	2	NR	NR	NR	NR	NR	NR	0°	±7
AGR/FTS/AR	0	±1		NR	NR	NR	NR	NR	NR	NR	NR	NR	NR	NR	0°	±0
IMA	NA			NA	NA	NA	NA	NA	NA	NA	NA	NA	NA	NA	NA	
Non-Hispanic White	0	±1		NR	NR	NR	NR	4	NR	NR	5	NR	NR	90	0°	±15
Total Minority	0	±1		NR	NR	NR	NR	NR	NR	NR	NR	NR	NR	NR	0°	±0
FEMALES	0	±1		NR	NR	NR	NR	1	NR	NR	NR	NR	NR	NR	0°	±6
Enlisted	0	±1		NR	NR	NR	NR	1	NR	NR	NR	NR	NR	NR	0°	±6
E1-E4	0	±1		NR	NR	NR	NR	NR	NR	NR	NR	NR	NR	NR	0°	±0
E5-E9	0	±1		NR	NR	NR	NR	NR	NR	NR	3	NR	NR	NR	0°	±10
Officers	0	±1		NR	NR	NR	NR	NR	NR	NR	NR	NR	NR	NR	0°	
O1-O3	0	±1		NR	NR	NR	NR	NR	NR	NR	NR	NR	NR	NR	0°	
O4-O6	NA			NA	NA	NA	NA	NA	NA	NA	NA	NA	NA	NA	NA	
Reserve Unit	0	±1		NR	NR	NR	NR	1	NR	NR	NR	NR	NR	NR	0°	±6
AGR/FTS/AR	0	±1		NR	NR	NR	NR	NR	NR	NR	NR	NR	NR	NR	0°	
IMA	NA			NA	NA	NA	NA	NA	NA	NA	NA	NA	NA	NA	NA	
Non-Hispanic White	0	±1		NR	NR	NR	NR	2	NR	NR	4	NR	NR	NR	0°	±9
Total Minority	0	±1		NR	NR	NR	NR	NR	NR	NR	NR	NR	NR	NR	0°	
Experienced SH	1	±1		NR	NR	NR	NR	1	NR	NR	NR	NR	NR	NR	0°	±6
Experienced GD	1	±1		NR	NR	NR	NR	NR	NR	NR	NR	NR	NR	NR	0°	±0
Not Experienced SH/GD	NA			NA	NA	NA	NA	NA	NA	NA	NA	NA	NA	NA	NA	
Experienced SA	4	±2		NR	NR	NR	NR	1	NR	NR	NR	NR	NR	NR	0°	±6
Not Experienced SA	NA			NA	NA	NA	NA	NA	NA	NA	NA	NA	NA	NA	NA	

Note. Percent responding are Reserve component members who answered the question, who indicated they experienced a sexual assault, including meeting the legal criteria to be considered a sexual assault, who confirmed the experiences happened within the past 12 months (Q67-Q160); who made a report (Q179); who indicated experiencing a behavior in line with potential professional reprisal from their leadership (Q187); who believed that the leadership actions experienced were only based on their report of sexual assault (Q188); and who believed their leadership was trying to get back at them for making a report (unrestricted or restricted), trying to discourage them from moving forward with the report, or were mad at the them for causing a problem for them (Q189). Members were allowed to mark more than one option, and therefore, the sum of subitems does not equal 100%.

NR: Not reportable

° Response option never endorsed.

NA: Not applicable

189. Continued	Percent Responding		Percentages												Max ME
			a	b	c	d	e	f	g	h	i	j	k	l	
National Guard	0	±1	NR	NR	NR	NR	NR	NR	NR	NR	NR	NR	NR	0°	±0
ARNG	0	±1	NR	NR	NR	NR	NR	NR	NR	NR	NR	NR	NR	0°	±0
Enlisted	0	±1	NR	NR	NR	NR	NR	NR	NR	NR	NR	NR	NR	0°	±0
Officers	0	±1	NR	NR	NR	NR	NR	NR	NR	NR	NR	NR	NR	0°	
ANG	0	±1	NR	NR	NR	NR	NR	NR	NR	NR	NR	NR	NR	0°	
Enlisted	0	±1	NR	NR	NR	NR	NR	NR	NR	NR	NR	NR	NR	0°	
Officers	NA		NA	NA	NA	NA	NA	NA	NA	NA	NA	NA	NA	NA	
Reserve	0	±1	NR	NR	NR	NR	NR	NR	NR	NR	NR	NR	NR	0°	±0
USAR	0	±1	NR	NR	NR	NR	NR	NR	NR	NR	NR	NR	NR	0°	±0
Enlisted	0	±1	NR	NR	NR	NR	NR	NR	NR	NR	NR	NR	NR	0°	±0
Officers	0	±1	NR	NR	NR	NR	NR	NR	NR	NR	NR	NR	NR	0°	
USNR	0	±1	NR	NR	NR	NR	NR	NR	NR	NR	NR	NR	NR	0°	
Enlisted	0	±1	NR	NR	NR	NR	NR	NR	NR	NR	NR	NR	NR	0°	
Officers	NA		NA	NA	NA	NA	NA	NA	NA	NA	NA	NA	NA	NA	
USMCR	NA		NA	NA	NA	NA	NA	NA	NA	NA	NA	NA	NA	NA	
USAFR	0	±1	NR	NR	NR	NR	NR	NR	NR	NR	NR	NR	NR	0°	
Enlisted	0	±1	NR	NR	NR	NR	NR	NR	NR	NR	NR	NR	NR	0°	
Officers	NA		NA	NA	NA	NA	NA	NA	NA	NA	NA	NA	NA	NA	
MALES	0	±1	NR	NR	NR	NR	NR	NR	NR	NR	NR	NR	NR	0°	±0
Enlisted	0	±1	NR	NR	NR	NR	NR	NR	NR	NR	NR	NR	NR	0°	±0
E1–E4	0	±1	NR	NR	NR	NR	NR	NR	NR	NR	NR	NR	NR	0°	
E5–E9	0	±1	NR	NR	NR	NR	NR	NR	NR	NR	NR	NR	NR	0°	
Officers	NA		NA	NA	NA	NA	NA	NA	NA	NA	NA	NA	NA	NA	
O1–O3	NA		NA	NA	NA	NA	NA	NA	NA	NA	NA	NA	NA	NA	
O4–O6	NA		NA	NA	NA	NA	NA	NA	NA	NA	NA	NA	NA	NA	
Reserve Unit	0	±1	NR	NR	NR	NR	NR	NR	NR	NR	NR	NR	NR	0°	
AGR/FTS/AR	0	±1	NR	NR	NR	NR	NR	NR	NR	NR	NR	NR	NR	0°	
IMA	NA		NA	NA	NA	NA	NA	NA	NA	NA	NA	NA	NA	NA	
Non-Hispanic White	0	±1	NR	NR	NR	NR	NR	NR	NR	NR	NR	NR	NR	0°	
Total Minority	0	±1	NR	NR	NR	NR	NR	NR	NR	NR	NR	NR	NR	0°	
Experienced SH	0	±1	NR	NR	NR	NR	NR	NR	NR	NR	NR	NR	NR	0°	±0
Experienced GD	0	±1	NR	NR	NR	NR	NR	NR	NR	NR	NR	NR	NR	0°	
Not Experienced SH/GD	NA		NA	NA	NA	NA	NA	NA	NA	NA	NA	NA	NA	NA	
Experienced SA	3	±3	NR	NR	NR	NR	NR	NR	NR	NR	NR	NR	NR	0°	±0
Not Experienced SA	NA		NA	NA	NA	NA	NA	NA	NA	NA	NA	NA	NA	NA	
National Guard	0	±1	NR	NR	NR	NR	NR	NR	NR	NR	NR	NR	NR	0°	
ARNG	0	±1	NR	NR	NR	NR	NR	NR	NR	NR	NR	NR	NR	0°	
Enlisted	0	±1	NR	NR	NR	NR	NR	NR	NR	NR	NR	NR	NR	0°	
Officers	NA		NA	NA	NA	NA	NA	NA	NA	NA	NA	NA	NA	NA	
ANG	NA		NA	NA	NA	NA	NA	NA	NA	NA	NA	NA	NA	NA	
Enlisted	NA		NA	NA	NA	NA	NA	NA	NA	NA	NA	NA	NA	NA	
Officers	NA		NA	NA	NA	NA	NA	NA	NA	NA	NA	NA	NA	NA	
Reserve	0	±1	NR	NR	NR	NR	NR	NR	NR	NR	NR	NR	NR	0°	
USAR	0	±1	NR	NR	NR	NR	NR	NR	NR	NR	NR	NR	NR	0°	
Enlisted	0	±1	NR	NR	NR	NR	NR	NR	NR	NR	NR	NR	NR	0°	
Officers	NA		NA	NA	NA	NA	NA	NA	NA	NA	NA	NA	NA	NA	
USNR	NA		NA	NA	NA	NA	NA	NA	NA	NA	NA	NA	NA	NA	
Enlisted	NA		NA	NA	NA	NA	NA	NA	NA	NA	NA	NA	NA	NA	
Officers	NA		NA	NA	NA	NA	NA	NA	NA	NA	NA	NA	NA	NA	
USMCR	0	±1	NR	NR	NR	NR	NR	NR	NR	NR	NR	NR	NR	0°	
Enlisted	0	±1	NR	NR	NR	NR	NR	NR	NR	NR	NR	NR	NR	0°	
Officers	NA		NA	NA	NA	NA	NA	NA	NA	NA	NA	NA	NA	NA	
USAFR	0	±1	NR	NR	NR	NR	NR	NR	NR	NR	NR	NR	NR	0°	
Enlisted	0	±1	NR	NR	NR	NR	NR	NR	NR	NR	NR	NR	NR	0°	
Officers	NA		NA	NA	NA	NA	NA	NA	NA	NA	NA	NA	NA	NA	

NR: Not reportable

° Response option never endorsed.

NA: Not applicable

190. Who took the action(s) (prior questions indicated the member met criteria for Perceived Professional Reprisal)?
Constructed from Q187, Q188, and Q189.

a. Unit commander

b. Another member in your chain of
command, but not a unit commander

	Percent Responding		Percentages		Max ME	Percentage Reporting Both Unit Commander and Another Member in Your Chain		
			a	b				
TOTAL DOD	0	±1	NR	NR		NR		
National Guard	0	±1	NR	NR		NR		
ARNG	0	±1	NR	NR		NR		
ANG	0	±1	NR	NR		NR		
Reserve	0	±1	NR	NR		NR		
USAR	0	±1	NR	NR		NR		
USNR	0	±1	NR	NR		NR		
USMCR	0	±1	NR	NR		NR		
USAFR	0	±1	NR	NR		NR		
Enlisted	0	±1	NR	NR		NR		
E1-E4	0	±1	NR	NR		NR		
E1-E3	0	±1	NR	NR		NR		
E4	0	±1	NR	NR		NR		
E5-E9	0	±1	NR	NR		NR		
Officers	0	±1	NR	NR		NR		
O1-O3	0	±1	NR	NR		NR		
O4-O6	NA		NA	NA		NA		
W1-W5	NA		NA	NA		NA		
Reserve Unit	0	±1	NR	NR		NR		
AGR/FTS/AR	0	±1	NR	NR		NR		
IMA	NA		NA	NA		NA		
Non-Hispanic White	0	±1	NR	NR		NR		
Total Minority	0	±1	NR	NR		NR		
FEMALES	0	±1	NR	NR		NR		
Enlisted	0	±1	NR	NR		NR		
E1-E4	0	±1	NR	NR		NR		
E5-E9	0	±1	NR	97	±10	NR		
Officers	0	±1	NR	NR		NR		
O1-O3	0	±1	NR	NR		NR		
O4-O6	NA		NA	NA		NA		
Reserve Unit	0	±1	NR	NR		NR		
AGR/FTS/AR	0	±1	NR	NR		NR		
IMA	NA		NA	NA		NA		
Non-Hispanic White	0	±1	NR	NR		NR		
Total Minority	0	±1	NR	NR		NR		
Experienced SH	1	±1	NR	NR		NR		
Experienced GD	1	±1	NR	96	±10	NR		
Not Experienced SH/GD	NA		NA	NA		NA		
Experienced SA	4	±2	NR	NR		NR		
Not Experienced SA	NA		NA	NA		NA		

Note. Percent responding are Reserve component members who answered the question, who indicated they experienced a sexual assault, including meeting the legal criteria to be considered a sexual assault, who confirmed the experiences happened within the past 12 months (Q67-Q160); who made a report (Q179); who indicated experiencing a behavior in line with potential professional reprisal from their leadership (Q187); who believed that the leadership actions experienced were only based on their report of sexual assault (Q188); and who believed their leadership was trying to get back at them for making a report (unrestricted or restricted), trying to discourage them from moving forward with the report, or were mad at the them for causing a problem for them (Q189).

NR: Not reportable

NA: Not applicable

190. Continued	Percent Responding		Percentages		Max ME	Percentage Reporting Both Unit Commander and Another Member in Your Chain		
			a	b				
National Guard	0	±1	NR	NR		NR		
ARNG	0	±1	NR	NR		NR		
Enlisted	0	±1	NR	NR		NR		
Officers	0	±1	NR	NR		NR		
ANG	0	±1	NR	NR		NR		
Enlisted	0	±1	NR	NR		NR		
Officers	NA		NA	NA		NA		
Reserve	0	±1	NR	NR		NR		
USAR	0	±1	NR	NR		NR		
Enlisted	0	±1	NR	NR		NR		
Officers	0	±1	NR	NR		NR		
USNR	0	±1	NR	NR		NR		
Enlisted	0	±1	NR	NR		NR		
Officers	NA		NA	NA		NA		
USMCR	NA		NA	NA		NA		
USAFR	0	±1	NR	NR		NR		
Enlisted	0	±1	NR	NR		NR		
Officers	NA		NA	NA		NA		
MALES	0	±1	NR	NR		NR		
Enlisted	0	±1	NR	NR		NR		
E1–E4	0	±1	NR	NR		NR		
E5–E9	0	±1	NR	NR		NR		
Officers	NA		NA	NA		NA		
O1–O3	NA		NA	NA		NA		
O4–O6	NA		NA	NA		NA		
Reserve Unit	0	±1	NR	NR		NR		
AGR/FTS/AR	0	±1	NR	NR		NR		
IMA	NA		NA	NA		NA		
Non-Hispanic White	0	±1	NR	NR		NR		
Total Minority	0	±1	NR	NR		NR		
Experienced SH	0	±1	NR	NR		NR		
Experienced GD	0	±1	NR	NR		NR		
Not Experienced SH/GD	NA		NA	NA		NA		
Experienced SA	3	±3	NR	NR		NR		
Not Experienced SA	NA		NA	NA		NA		
National Guard	0	±1	NR	NR		NR		
ARNG	0	±1	NR	NR		NR		
Enlisted	0	±1	NR	NR		NR		
Officers	NA		NA	NA		NA		
ANG	NA		NA	NA		NA		
Enlisted	NA		NA	NA		NA		
Officers	NA		NA	NA		NA		
Reserve	0	±1	NR	NR		NR		
USAR	0	±1	NR	NR		NR		
Enlisted	0	±1	NR	NR		NR		
Officers	NA		NA	NA		NA		
USNR	NA		NA	NA		NA		
Enlisted	NA		NA	NA		NA		
Officers	NA		NA	NA		NA		
USMCR	0	±1	NR	NR		NR		
Enlisted	0	±1	NR	NR		NR		
Officers	NA		NA	NA		NA		
USAFR	0	±1	NR	NR		NR		
Enlisted	0	±1	NR	NR		NR		
Officers	NA		NA	NA		NA		

NR: Not reportable

NA: Not applicable

191. Overall, how harmful do you think these experiences will be to your career (prior questions indicated the member met criteria for Perceived Professional Reprisal)? Constructed from Q187, Q188, and Q189.

1. Not at all harmful—they are unlikely to have a short-term or lasting impact on your career
2. Somewhat harmful—they are likely to have a short-term impact, but not a lasting impact on your career
3. Moderately harmful—they are likely to have a short-term impact and some lasting impact on your career
4. Very harmful—they are likely to have both a short-term and lasting impact on your career

	Percent Responding		Percentages				Max ME	Percentage Indicating Some Harm		
			1	2	3	4				
TOTAL DOD	0	±1	0°	NR	NR	NR	±0	NR		
National Guard	0	±1	0°	NR	NR	NR	±0	NR		
ARNG	0	±1	0°	NR	NR	NR	±0	NR		
ANG	0	±1	0°	NR	NR	NR		NR		
Reserve	0	±1	0°	NR	NR	NR	±0	NR		
USAR	0	±1	0°	NR	NR	NR	±0	NR		
USNR	0	±1	0°	NR	NR	NR		NR		
USMCR	0	±1	0°	NR	NR	NR		NR		
USAFR	0	±1	0°	NR	NR	NR		NR		
Enlisted	0	±1	0°	NR	NR	NR	±0	NR		
E1-E4	0	±1	0°	NR	NR	NR	±0	NR		
E1-E3	0	±1	0°	NR	NR	NR		NR		
E4	0	±1	0°	NR	NR	NR	±0	NR		
E5-E9	0	±1	0°	2	NR	NR	±9	NR		
Officers	0	±1	0°	NR	NR	NR		NR		
O1-O3	0	±1	0°	NR	NR	NR		NR		
O4-O6	NA		NA	NA	NA	NA		NA		
W1-W5	NA		NA	NA	NA	NA		NA		
Reserve Unit	0	±1	0°	NR	NR	NR	±0	NR		
AGR/FTS/AR	0	±1	0°	NR	NR	NR	±0	NR		
IMA	NA		NA	NA	NA	NA		NA		
Non-Hispanic White	0	±1	0°	NR	NR	NR	±0	NR		
Total Minority	0	±1	0°	NR	NR	NR	±0	NR		
FEMALES	0	±1	0°	NR	NR	NR	±0	NR		
Enlisted	0	±1	0°	NR	NR	NR	±0	NR		
E1-E4	0	±1	0°	NR	NR	NR	±0	NR		
E5-E9	0	±1	0°	NR	NR	NR	±0	NR		
Officers	0	±1	0°	NR	NR	NR		NR		
O1-O3	0	±1	0°	NR	NR	NR		NR		
O4-O6	NA		NA	NA	NA	NA		NA		
Reserve Unit	0	±1	0°	NR	NR	NR	±0	NR		
AGR/FTS/AR	0	±1	0°	NR	NR	NR		NR		
IMA	NA		NA	NA	NA	NA		NA		
Non-Hispanic White	0	±1	0°	NR	NR	NR	±0	NR		
Total Minority	0	±1	0°	NR	NR	NR		NR		
Experienced SH	1	±1	0°	NR	NR	NR	±0	NR		
Experienced GD	1	±1	0°	NR	NR	NR	±0	NR		
Not Experienced SH/GD	NA		NA	NA	NA	NA		NA		
Experienced SA	4	±2	0°	NR	NR	NR	±0	NR		
Not Experienced SA	NA		NA	NA	NA	NA		NA		

Note. Percent responding are Reserve component members who answered the question, who indicated they experienced a sexual assault, including meeting the legal criteria to be considered a sexual assault, who confirmed the experiences happened within the past 12 months (Q67-Q160); who made a report (Q179); who indicated experiencing a behavior in line with potential professional reprisal from their leadership (Q187); who believed that the leadership actions experienced were only based on their report of sexual assault (Q188); and who believed their leadership was trying to get back at them for making a report (unrestricted or restricted), trying to discourage them from moving forward with the report, or were mad at the them for causing a problem for them (Q189).

NR: Not reportable

° Response option never endorsed.

NA: Not applicable

191. Continued	Percent Responding		Percentages				Max ME	Percentage Indicating Some Harm		
			1	2	3	4				
National Guard	0	±1	0°	NR	NR	NR	±0	NR		
ARNG	0	±1	0°	NR	NR	NR	±0	NR		
Enlisted	0	±1	0°	NR	NR	NR	±0	NR		
Officers	0	±1	0°	NR	NR	NR		NR		
ANG	0	±1	0°	NR	NR	NR		NR		
Enlisted	0	±1	0°	NR	NR	NR		NR		
Officers	NA		NA	NA	NA	NA		NA		
Reserve	0	±1	0°	NR	NR	NR	±0	NR		
USAR	0	±1	0°	NR	NR	NR	±0	NR		
Enlisted	0	±1	0°	NR	NR	NR	±0	NR		
Officers	0	±1	0°	NR	NR	NR		NR		
USNR	0	±1	0°	NR	NR	NR		NR		
Enlisted	0	±1	0°	NR	NR	NR		NR		
Officers	NA		NA	NA	NA	NA		NA		
USMCR	NA		NA	NA	NA	NA		NA		
USAFR	0	±1	0°	NR	NR	NR		NR		
Enlisted	0	±1	0°	NR	NR	NR		NR		
Officers	NA		NA	NA	NA	NA		NA		
MALES	0	±1	0°	NR	NR	NR	±0	NR		
Enlisted	0	±1	0°	NR	NR	NR	±0	NR		
E1–E4	0	±1	0°	NR	NR	NR		NR		
E5–E9	0	±1	0°	NR	NR	NR		NR		
Officers	NA		NA	NA	NA	NA		NA		
O1–O3	NA		NA	NA	NA	NA		NA		
O4–O6	NA		NA	NA	NA	NA		NA		
Reserve Unit	0	±1	0°	NR	NR	NR		NR		
AGR/FTS/AR	0	±1	0°	NR	NR	NR		NR		
IMA	NA		NA	NA	NA	NA		NA		
Non-Hispanic White	0	±1	0°	NR	NR	NR		NR		
Total Minority	0	±1	0°	NR	NR	NR		NR		
Experienced SH	0	±1	0°	NR	NR	NR	±0	NR		
Experienced GD	0	±1	0°	NR	NR	NR		NR		
Not Experienced SH/GD	NA		NA	NA	NA	NA		NA		
Experienced SA	3	±3	0°	NR	NR	NR	±0	NR		
Not Experienced SA	NA		NA	NA	NA	NA		NA		
National Guard	0	±1	0°	NR	NR	NR		NR		
ARNG	0	±1	0°	NR	NR	NR		NR		
Enlisted	0	±1	0°	NR	NR	NR		NR		
Officers	NA		NA	NA	NA	NA		NA		
ANG	NA		NA	NA	NA	NA		NA		
Enlisted	NA		NA	NA	NA	NA		NA		
Officers	NA		NA	NA	NA	NA		NA		
Reserve	0	±1	0°	NR	NR	NR		NR		
USAR	0	±1	0°	NR	NR	NR		NR		
Enlisted	0	±1	0°	NR	NR	NR		NR		
Officers	NA		NA	NA	NA	NA		NA		
USNR	NA		NA	NA	NA	NA		NA		
Enlisted	NA		NA	NA	NA	NA		NA		
Officers	NA		NA	NA	NA	NA		NA		
USMCR	0	±1	0°	NR	NR	NR		NR		
Enlisted	0	±1	0°	NR	NR	NR		NR		
Officers	NA		NA	NA	NA	NA		NA		
USAFR	0	±1	0°	NR	NR	NR		NR		
Enlisted	0	±1	0°	NR	NR	NR		NR		
Officers	NA		NA	NA	NA	NA		NA		

NR: Not reportable

° Response option never endorsed.

NA: Not applicable

192. As a result of you reporting the sexual assault, have any of your military peers and/or military coworkers (including those in your chain of command) done any of the following? Behaviors Q192a, d, and e align with potential ostracism; behaviors Q192b, c, f, g, and h align with potential maltreatment.

- | | | |
|---|--|--|
| a. Made insulting or disrespectful remarks or made jokes at your expense—in public | b. Made insulting or disrespectful remarks or made jokes at your expense—to you in private | c. Showed or threatened to show private images, photos, or videos of you to others |
| d. Excluded you or threatened to exclude you from social activities or interactions | e. Ignored you or failed to speak to you (for example, gave you "the silent treatment") | f. Bullied you or made intimidating remarks about the assault |
| g. Was physically violent with you or threatened to be physically violent | h. Damaged or threatened to damage your property | i. Some other negative action |
| j. Does not apply, you did not experience any of the above | | |

	Percent Responding		Percentages										Max ME
			a	b	c	d	e	f	g	h	i	j	
TOTAL DOD	0	±1	35	34	5	27	38	16	6	3	19	42	±11
National Guard	0	±1	38	36	6	30	47	21	5	4	21	31	±15
ARNG	0	±1	38	39	5	31	NR	22	6	5	21	30	±17
ANG	0	±1	NR	NR	NR	NR	NR	NR	NR	NR	NR	NR	
Reserve	0	±1	31	32	4	23	29	10	NR	1	17	53	±17
USAR	0	±1	NR	NR	3	NR	30	NR	NR	NR	15	NR	±18
USNR	0	±1	NR	NR	NR	NR	NR	NR	NR	NR	NR	NR	
USMCR	0	±1	NR	NR	NR	NR	NR	NR	NR	NR	NR	NR	
USAFR	0	±1	NR	NR	NR	NR	NR	NR	NR	NR	NR	NR	
Enlisted	0	±1	34	34	5	26	38	16	6	3	19	43	±12
E1-E4	0	±1	36	37	4	25	37	19	7	3	16	41	±16
E1-E3	0	±1	NR	NR	NR	NR	NR	NR	NR	NR	15	NR	±17
E4	0	±1	NR	NR	5	NR	NR	NR	NR	NR	NR	25	±17
E5-E9	0	±1	29	29	7	27	38	11	4	NR	25	46	±18
Officers	0	±1	NR	NR	NR	NR	NR	NR	NR	NR	NR	NR	
O1-O3	0	±1	NR	NR	NR	NR	NR	NR	NR	NR	NR	NR	
O4-O6	0	±1	NR	NR	NR	NR	NR	NR	NR	NR	NR	NR	
W1-W5	0	±1	NR	NR	NR	NR	NR	NR	NR	NR	NR	NR	
Reserve Unit	0	±1	35	35	5	28	38	15	6	3	19	42	±12
AGR/FTS/AR	0	±1	NR	NR	NR	NR	NR	NR	NR	NR	18	NR	±18
IMA	0	±1	NR	NR	NR	NR	NR	NR	NR	NR	NR	NR	
Non-Hispanic White	0	±1	33	32	7	24	40	15	8	3	18	43	±14
Total Minority	0	±1	NR	NR	1	NR	NR	16	2	1	20	NR	±18
FEMALES	1	±1	34	30	6	26	42	15	4	3	24	40	±10
Enlisted	1	±1	33	30	6	25	41	15	4	3	24	41	±11
E1-E4	1	±1	37	32	6	26	38	16	5	NR	18	41	±15
E5-E9	0	±1	24	24	8	21	48	14	NR	NR	35	40	±13
Officers	0	±1	NR	NR	NR	NR	NR	NR	NR	NR	NR	NR	
O1-O3	0	±1	NR	NR	NR	NR	NR	NR	NR	NR	NR	NR	
O4-O6	0	±1	NR	NR	NR	NR	NR	NR	NR	NR	NR	NR	
Reserve Unit	1	±1	35	30	6	27	42	14	4	3	24	40	±11
AGR/FTS/AR	0	±1	NR	NR	NR	13	NR	NR	NR	NR	NR	NR	±16
IMA	0	±1	NR	NR	NR	NR	NR	NR	NR	NR	NR	NR	
Non-Hispanic White	1	±1	32	31	10	25	45	15	6	5	24	38	±13
Total Minority	0	±1	38	NR	NR	28	36	15	NR	NR	23	43	±18
Experienced SH	3	±1	37	32	7	29	47	15	5	3	25	34	±11
Experienced GD	2	±1	47	43	12	38	55	25	NR	NR	31	27	±18
Not Experienced SH/GD	0	±1	NR	NR	NR	NR	NR	NR	NR	NR	NR	NR	
Experienced SA	20	±4	34	30	6	26	42	15	4	3	24	40	±10
Not Experienced SA	NA		NA	NA	NA	NA	NA	NA	NA	NA	NA	NA	

Note. Percent responding are Reserve component members who answered the question, who indicated they experienced a sexual assault, including meeting the legal criteria to be considered a sexual assault, who confirmed the experiences happened within the past 12 months (Q67-Q160); and who made a report (Q179). Q192 i does not align with potential ostracism or potential maltreatment individually, but is included in the overall rate of Perceived Ostracism/Maltreatment. Members were allowed to mark more than one option, and therefore, the sum of subitems does not equal 100%.

NR: Not reportable

NA: Not applicable

192. Continued	Percent Responding		Percentages										Max ME
			a	b	c	d	e	f	g	h	i	j	
National Guard	1	±1	42	34	8	32	45	21	7	NR	21	33	±15
ARNG	1	±1	43	36	6	34	46	21	8	NR	20	34	±17
Enlisted	1	±1	42	35	6	32	NR	21	NR	NR	20	35	±17
Officers	0	±1	NR	NR	NR	NR	NR	NR	NR	NR	NR	NR	
ANG	0	±1	NR	NR	NR	NR	NR	NR	NR	NR	NR	NR	
Enlisted	1	±1	NR	NR	NR	NR	NR	NR	NR	NR	NR	NR	
Officers	NA		NA	NA	NA	NA	NA	NA	NA	NA	NA	NA	
Reserve	1	±1	22	24	5	18	37	7	1	NR	28	50	±14
USAR	1	±1	25	NR	NR	22	NR	NR	NR	NR	29	NR	±17
Enlisted	1	±1	NR	NR	NR	19	NR	NR	NR	NR	NR	NR	±18
Officers	0	±1	NR	NR	NR	NR	NR	NR	NR	NR	NR	NR	
USNR	1	±1	NR	NR	NR	NR	NR	NR	NR	NR	NR	NR	
Enlisted	1	±1	NR	NR	NR	NR	NR	NR	NR	NR	NR	NR	
Officers	NA		NA	NA	NA	NA	NA	NA	NA	NA	NA	NA	
USMCR	NA		NA	NA	NA	NA	NA	NA	NA	NA	NA	NA	
USAFR	0	±1	NR	NR	NR	NR	NR	NR	NR	NR	NR	NR	
Enlisted	0	±1	NR	NR	NR	NR	NR	NR	NR	NR	NR	NR	
Officers	0	±1	NR	NR	NR	NR	NR	NR	NR	NR	NR	NR	
MALES	0	±1	NR	NR	NR	NR	NR	NR	NR	NR	NR	NR	
Enlisted	0	±1	NR	NR	NR	NR	NR	NR	NR	NR	NR	NR	
E1–E4	0	±1	NR	NR	NR	NR	NR	NR	NR	NR	NR	NR	
E5–E9	0	±1	NR	NR	NR	NR	NR	NR	NR	NR	NR	NR	
Officers	NA		NA	NA	NA	NA	NA	NA	NA	NA	NA	NA	
O1–O3	NA		NA	NA	NA	NA	NA	NA	NA	NA	NA	NA	
O4–O6	NA		NA	NA	NA	NA	NA	NA	NA	NA	NA	NA	
Reserve Unit	0	±1	NR	NR	NR	NR	NR	NR	NR	NR	NR	NR	
AGR/FTS/AR	0	±1	NR	NR	NR	NR	NR	NR	NR	NR	NR	NR	
IMA	NA		NA	NA	NA	NA	NA	NA	NA	NA	NA	NA	
Non-Hispanic White	0	±1	NR	NR	NR	NR	NR	NR	NR	NR	NR	NR	
Total Minority	0	±1	NR	NR	NR	NR	NR	NR	NR	NR	NR	NR	
Experienced SH	2	±1	NR	NR	NR	NR	NR	NR	NR	NR	NR	NR	
Experienced GD	1	±1	NR	NR	NR	NR	NR	NR	NR	NR	NR	NR	
Not Experienced SH/GD	0	±1	NR	NR	NR	NR	NR	NR	NR	NR	NR	NR	
Experienced SA	13	±6	NR	NR	NR	NR	NR	NR	NR	NR	NR	NR	
Not Experienced SA	NA		NA	NA	NA	NA	NA	NA	NA	NA	NA	NA	
National Guard	0	±1	NR	NR	NR	NR	NR	NR	NR	NR	NR	NR	
ARNG	0	±1	NR	NR	NR	NR	NR	NR	NR	NR	NR	NR	
Enlisted	0	±1	NR	NR	NR	NR	NR	NR	NR	NR	NR	NR	
Officers	NA		NA	NA	NA	NA	NA	NA	NA	NA	NA	NA	
ANG	0	±1	NR	NR	NR	NR	NR	NR	NR	NR	NR	NR	
Enlisted	0	±1	NR	NR	NR	NR	NR	NR	NR	NR	NR	NR	
Officers	NA		NA	NA	NA	NA	NA	NA	NA	NA	NA	NA	
Reserve	0	±1	NR	NR	NR	NR	NR	NR	NR	NR	NR	NR	
USAR	0	±1	NR	NR	NR	NR	NR	NR	NR	NR	NR	NR	
Enlisted	0	±1	NR	NR	NR	NR	NR	NR	NR	NR	NR	NR	
Officers	NA		NA	NA	NA	NA	NA	NA	NA	NA	NA	NA	
USNR	0	±1	NR	NR	NR	NR	NR	NR	NR	NR	NR	NR	
Enlisted	0	±1	NR	NR	NR	NR	NR	NR	NR	NR	NR	NR	
Officers	NA		NA	NA	NA	NA	NA	NA	NA	NA	NA	NA	
USMCR	0	±1	NR	NR	NR	NR	NR	NR	NR	NR	NR	NR	
Enlisted	0	±1	NR	NR	NR	NR	NR	NR	NR	NR	NR	NR	
Officers	NA		NA	NA	NA	NA	NA	NA	NA	NA	NA	NA	
USAFR	0	±1	NR	NR	NR	NR	NR	NR	NR	NR	NR	NR	
Enlisted	0	±1	NR	NR	NR	NR	NR	NR	NR	NR	NR	NR	
Officers	NA		NA	NA	NA	NA	NA	NA	NA	NA	NA	NA	

NR: Not reportable

NA: Not applicable

192. Experienced at least one behavior in line with potential ostracism and/or potential maltreatment as a result of reporting the sexual assault. Constructed from Q192.

a. Potential Ostracism

b. Potential Maltreatment

c. Did not experience

	Percent Responding			Percentages			Max ME	Percentage Experienced Potential Ostracism or Potential Maltreatment	
				a	b	c			
TOTAL DOD	0	±1	53	36	42	±11	56.0	±11.0	
National Guard	0	±1	62	40	31	±15	67.0	±14.0	
ARNG	0	±1	62	NR	30	±17	68.0	±16.0	
ANG	0	±1	NR	NR	NR		NR		
Reserve	0	±1	43	33	53	±17	44.0	±16.0	
USAR	0	±1	NR	NR	NR		NR		
USNR	0	±1	NR	NR	NR		NR		
USMCR	0	±1	NR	NR	NR		NR		
USAFR	0	±1	NR	NR	NR		NR		
Enlisted	0	±1	52	36	43	±12	55.0	±11.0	
E1-E4	0	±1	53	39	41	±16	58.0	±16.0	
E1-E3	0	±1	NR	NR	NR		NR		
E4	0	±1	NR	NR	25	±17	75.0	±17.0	
E5-E9	0	±1	50	32	46	±17	51.0	±14.0	
Officers	0	±1	NR	NR	NR		NR		
O1-O3	0	±1	NR	NR	NR		NR		
O4-O6	0	±1	NR	NR	NR		NR		
W1-W5	0	±1	NR	NR	NR		NR		
Reserve Unit	0	±1	53	36	42	±12	56.0	±12.0	
AGR/FTS/AR	0	±1	NR	NR	NR		NR		
IMA	0	±1	NR	NR	NR		NR		
Non-Hispanic White	0	±1	53	35	43	±13	54.0	±13.0	
Total Minority	0	±1	NR	NR	NR		NR		
FEMALES	1	±1	56	33	40	±10	57.0	±10.0	
Enlisted	1	±1	55	33	41	±11	56.0	±11.0	
E1-E4	1	±1	56	35	41	±15	57.0	±15.0	
E5-E9	0	±1	53	29	40	±12	54.0	±12.0	
Officers	0	±1	NR	NR	NR		NR		
O1-O3	0	±1	NR	NR	NR		NR		
O4-O6	0	±1	NR	NR	NR		NR		
Reserve Unit	1	±1	57	33	40	±11	57.0	±11.0	
AGR/FTS/AR	0	±1	NR	NR	NR		NR		
IMA	0	±1	NR	NR	NR		NR		
Non-Hispanic White	1	±1	57	34	38	±13	58.0	±13.0	
Total Minority	0	±1	53	31	43	±18	55.0	±16.0	
Experienced SH	3	±1	61	36	34	±11	62.0	±11.0	
Experienced GD	2	±1	70	47	27	±18	70.0	±18.0	
Not Experienced SH/GD	0	±1	NR	NR	NR		NR		
Experienced SA	20	±4	56	33	40	±10	57.0	±10.0	
Not Experienced SA	NA		NA	NA	NA		NA		

Note. Percent responding are Reserve component members who answered the question, who indicated they experienced a sexual assault, including meeting the legal criteria to be considered a sexual assault, who confirmed the experiences happened within the past 12 months (Q67-Q160); and who made a report (Q179). Members were allowed to mark more than one option, and therefore, the sum of subitems does not equal 100%. *Percentage Experienced Potential Ostracism or Potential Maltreatment* includes those members who indicated experiencing at least one behavior in line with potential ostracism and/or potential maltreatment as a result of reporting the sexual assault.

NR: Not reportable

NA: Not applicable

192. Continued	Percent Responding		Percentages			Max ME	Percentage Experienced Potential Ostracism or Potential Maltreatment		
			a	b	c				
National Guard	1	±1	64	38	33	±15	64.0	±15.0	
ARNG	1	±1	63	39	34	±17	63.0	±17.0	
Enlisted	1	±1	62	38	35	±17	62.0	±17.0	
Officers	0	±1	NR	NR	NR		NR		
ANG	0	±1	NR	NR	NR		NR		
Enlisted	1	±1	NR	NR	NR		NR		
Officers	NA		NA	NA	NA		NA		
Reserve	1	±1	44	25	50	±14	46.0	±14.0	
USAR	1	±1	NR	28	NR	±18	NR		
Enlisted	1	±1	NR	NR	NR		NR		
Officers	0	±1	NR	NR	NR		NR		
USNR	1	±1	NR	NR	NR		NR		
Enlisted	1	±1	NR	NR	NR		NR		
Officers	NA		NA	NA	NA		NA		
USMCR	NA		NA	NA	NA		NA		
USAFR	0	±1	NR	NR	NR		NR		
Enlisted	0	±1	NR	NR	NR		NR		
Officers	0	±1	NR	NR	NR		NR		
MALES	0	±1	NR	NR	NR		NR		
Enlisted	0	±1	NR	NR	NR		NR		
E1–E4	0	±1	NR	NR	NR		NR		
E5–E9	0	±1	NR	NR	NR		NR		
Officers	NA		NA	NA	NA		NA		
O1–O3	NA		NA	NA	NA		NA		
O4–O6	NA		NA	NA	NA		NA		
Reserve Unit	0	±1	NR	NR	NR		NR		
AGR/FTS/AR	0	±1	NR	NR	NR		NR		
IMA	NA		NA	NA	NA		NA		
Non-Hispanic White	0	±1	NR	NR	NR		NR		
Total Minority	0	±1	NR	NR	NR		NR		
Experienced SH	2	±1	NR	NR	NR		NR		
Experienced GD	1	±1	NR	NR	NR		NR		
Not Experienced SH/GD	0	±1	NR	NR	NR		NR		
Experienced SA	13	±6	NR	NR	NR		NR		
Not Experienced SA	NA		NA	NA	NA		NA		
National Guard	0	±1	NR	NR	NR		NR		
ARNG	0	±1	NR	NR	NR		NR		
Enlisted	0	±1	NR	NR	NR		NR		
Officers	NA		NA	NA	NA		NA		
ANG	0	±1	NR	NR	NR		NR		
Enlisted	0	±1	NR	NR	NR		NR		
Officers	NA		NA	NA	NA		NA		
Reserve	0	±1	NR	NR	NR		NR		
USAR	0	±1	NR	NR	NR		NR		
Enlisted	0	±1	NR	NR	NR		NR		
Officers	NA		NA	NA	NA		NA		
USNR	0	±1	NR	NR	NR		NR		
Enlisted	0	±1	NR	NR	NR		NR		
Officers	NA		NA	NA	NA		NA		
USMCR	0	±1	NR	NR	NR		NR		
Enlisted	0	±1	NR	NR	NR		NR		
Officers	NA		NA	NA	NA		NA		
USAFR	0	±1	NR	NR	NR		NR		
Enlisted	0	±1	NR	NR	NR		NR		
Officers	NA		NA	NA	NA		NA		

NR: Not reportable

NA: Not applicable

192. Of those who experienced potential ostracism and/or potential maltreatment, type of behavior experienced.
Constructed from Q192.

a. Potential Ostracism

b. Potential Maltreatment

	Percent Responding		Percentages		Max ME	Percentage Experienced Both Potential Ostracism and Potential Maltreatment		
			a	b				
TOTAL DOD	0	±1	91	63	±14	57.0	±14.0	
National Guard	0	±1	NR	NR		NR		
ARNG	0	±1	NR	NR		NR		
ANG	0	±1	NR	NR		NR		
Reserve	0	±1	93	71	±18	68.0	±18.0	
USAR	0	±1	91	NR	±13	NR		
USNR	0	±1	NR	NR		NR		
USMCR	0	±1	NR	NR		NR		
USAFR	0	±1	NR	NR		NR		
Enlisted	0	±1	91	64	±15	58.0	±15.0	
E1-E4	0	±1	NR	NR		NR		
E1-E3	0	±1	NR	NR		NR		
E4	0	±1	NR	NR		NR		
E5-E9	0	±1	92	NR	±12	NR		
Officers	0	±1	NR	NR		NR		
O1-O3	0	±1	NR	NR		NR		
O4-O6	0	±1	NR	NR		NR		
W1-W5	NA		NA	NA		NA		
Reserve Unit	0	±1	NR	63	±15	58.0	±15.0	
AGR/FTS/AR	0	±1	NR	NR		NR		
IMA	NA		NA	NA		NA		
Non-Hispanic White	0	±1	94	61	±16	60.0	±15.0	
Total Minority	0	±1	NR	NR		NR		
FEMALES	0	±1	93	55	±13	53.0	±13.0	
Enlisted	0	±1	93	55	±13	54.0	±13.0	
E1-E4	1	±1	NR	NR		NR		
E5-E9	0	±1	89	48	±15	46.0	±16.0	
Officers	0	±1	NR	NR		NR		
O1-O3	0	±1	NR	NR		NR		
O4-O6	0	±1	NR	NR		NR		
Reserve Unit	0	±1	95	55	±14	55.0	±14.0	
AGR/FTS/AR	0	±1	NR	NR		NR		
IMA	NA		NA	NA		NA		
Non-Hispanic White	0	±1	92	55	±15	54.0	±15.0	
Total Minority	0	±1	94	NR	±11	NR		
Experienced SH	2	±1	93	54	±13	52.0	±13.0	
Experienced GD	2	±1	NR	65	±17	65.0	±17.0	
Not Experienced SH/GD	NA		NA	NA		NA		
Experienced SA	12	±3	93	55	±13	53.0	±13.0	
Not Experienced SA	NA		NA	NA		NA		

Note. Percent responding are Reserve component members who answered the question, who indicated they experienced a sexual assault, including meeting the legal criteria to be considered a sexual assault, who confirmed the experiences happened within the past 12 months (Q67-Q160); who made a report (Q179); and who experienced potential ostracism and/or potential maltreatment. *Percentage Experienced Both Potential Ostracism and Potential Maltreatment* includes those members who indicated experiencing at least one behavior in line with potential ostracism and potential maltreatment as a result of reporting the sexual assault.

NR: Not reportable

NA: Not applicable

192. Continued	Percent Responding		Percentages		Max ME	Percentage Experienced Both Potential Ostracism and Potential Maltreatment		
			a	b				
National Guard	0	±1	96	57	±16	57.0	±16.0	
ARNG	1	±1	NR	NR		NR		
Enlisted	1	±1	NR	NR		NR		
Officers	0	±1	NR	NR		NR		
ANG	0	±1	NR	NR		NR		
Enlisted	0	±1	NR	NR		NR		
Officers	NA		NA	NA		NA		
Reserve	0	±1	88	NR	±16	NR		
USAR	0	±1	NR	NR		NR		
Enlisted	0	±1	NR	NR		NR		
Officers	0	±1	NR	NR		NR		
USNR	0	±1	NR	NR		NR		
Enlisted	0	±1	NR	NR		NR		
Officers	NA		NA	NA		NA		
USMCR	NA		NA	NA		NA		
USAFR	0	±1	NR	NR		NR		
Enlisted	0	±1	NR	NR		NR		
Officers	0	±1	NR	NR		NR		
MALES	0	±1	NR	NR		NR		
Enlisted	0	±1	NR	NR		NR		
E1–E4	0	±1	NR	NR		NR		
E5–E9	0	±1	NR	NR		NR		
Officers	NA		NA	NA		NA		
O1–O3	NA		NA	NA		NA		
O4–O6	NA		NA	NA		NA		
Reserve Unit	0	±1	NR	NR		NR		
AGR/FTS/AR	0	±1	NR	NR		NR		
IMA	NA		NA	NA		NA		
Non-Hispanic White	0	±1	NR	NR		NR		
Total Minority	0	±1	NR	NR		NR		
Experienced SH	1	±1	NR	NR		NR		
Experienced GD	1	±1	NR	NR		NR		
Not Experienced SH/GD	NA		NA	NA		NA		
Experienced SA	7	±5	NR	NR		NR		
Not Experienced SA	NA		NA	NA		NA		
National Guard	0	±1	NR	NR		NR		
ARNG	0	±1	NR	NR		NR		
Enlisted	0	±1	NR	NR		NR		
Officers	NA		NA	NA		NA		
ANG	NA		NA	NA		NA		
Enlisted	NA		NA	NA		NA		
Officers	NA		NA	NA		NA		
Reserve	0	±1	NR	NR		NR		
USAR	0	±1	NR	NR		NR		
Enlisted	0	±1	NR	NR		NR		
Officers	NA		NA	NA		NA		
USNR	NA		NA	NA		NA		
Enlisted	NA		NA	NA		NA		
Officers	NA		NA	NA		NA		
USMCR	0	±1	NR	NR		NR		
Enlisted	0	±1	NR	NR		NR		
Officers	NA		NA	NA		NA		
USAFR	0	±1	NR	NR		NR		
Enlisted	0	±1	NR	NR		NR		
Officers	NA		NA	NA		NA		

NR: Not reportable

NA: Not applicable

194. Did any of the person(s) who took these actions know or suspect you made an official (unrestricted or restricted) sexual assault report?

1. Yes

2. No

3. Not sure

	Percent Responding		Percentages			Max ME	Percentage Reporting Yes
			1	2	3		
TOTAL DOD	0	±1	74	9	17	±15	
National Guard	0	±1	NR	NR	NR		
ARNG	0	±1	NR	NR	NR		
ANG	0	±1	NR	NR	NR		
Reserve	0	±1	84	NR	12	±16	
USAR	0	±1	NR	NR	11	±16	
USNR	0	±1	NR	NR	NR		
USMCR	0	±1	NR	NR	NR		
USAFR	0	±1	NR	NR	NR		
Enlisted	0	±1	75	NR	15	±15	
E1-E4	0	±1	NR	NR	NR		
E1-E3	0	±1	NR	NR	NR		
E4	0	±1	NR	NR	NR		
E5-E9	0	±1	92	NR	8	±10	
Officers	0	±1	NR	NR	NR		
O1-O3	0	±1	NR	NR	NR		
O4-O6	0	±1	NR	NR	NR		
W1-W5	NA		NA	NA	NA		
Reserve Unit	0	±1	74	NR	16	±16	
AGR/FTS/AR	0	±1	NR	NR	NR		
IMA	NA		NA	NA	NA		
Non-Hispanic White	0	±1	82	NR	15	±13	
Total Minority	0	±1	NR	NR	NR		
FEMALES	0	±1	76	6	18	±12	
Enlisted	0	±1	78	6	16	±12	
E1-E4	1	±1	73	9	18	±17	
E5-E9	0	±1	88	NR	12	±12	
Officers	0	±1	NR	NR	NR		
O1-O3	0	±1	NR	NR	NR		
O4-O6	0	±1	NR	NR	NR		
Reserve Unit	0	±1	76	7	17	±13	
AGR/FTS/AR	0	±1	NR	NR	NR		
IMA	NA		NA	NA	NA		
Non-Hispanic White	0	±1	78	NR	19	±14	
Total Minority	0	±1	NR	NR	NR		
Experienced SH	2	±1	77	6	16	±11	
Experienced GD	2	±1	73	NR	18	±16	
Not Experienced SH/GD	NA		NA	NA	NA		
Experienced SA	12	±3	76	6	18	±12	
Not Experienced SA	NA		NA	NA	NA		

Note. Percent responding are Reserve component members who answered the question, who indicated they experienced a sexual assault, including meeting the legal criteria to be considered a sexual assault, who confirmed the experiences happened within the past 12 months (Q67-Q160); who made a report (Q179); and who indicated experiencing potential ostracism and/or potential maltreatment as a result of their report of sexual assault (Q192).

NR: Not reportable

NA: Not applicable

194. Continued	Percent Responding		Percentages			Max ME	Percentage Reporting Yes
			1	2	3		
National Guard	0	±1	77	5	17	±15	
ARNG	1	±1	83	NR	17	±16	
Enlisted	1	±1	NR	NR	NR		
Officers	0	±1	NR	NR	NR		
ANG	0	±1	NR	NR	NR		
Enlisted	0	±1	NR	NR	NR		
Officers	NA		NA	NA	NA		
Reserve	0	±1	NR	NR	20	±18	
USAR	0	±1	NR	NR	NR		
Enlisted	0	±1	NR	NR	NR		
Officers	0	±1	NR	NR	NR		
USNR	0	±1	NR	NR	NR		
Enlisted	0	±1	NR	NR	NR		
Officers	NA		NA	NA	NA		
USMCR	NA		NA	NA	NA		
USAFR	0	±1	NR	NR	NR		
Enlisted	0	±1	NR	NR	NR		
Officers	0	±1	NR	NR	NR		
MALES	0	±1	NR	NR	NR		
Enlisted	0	±1	NR	NR	NR		
E1–E4	0	±1	NR	NR	NR		
E5–E9	0	±1	NR	NR	NR		
Officers	NA		NA	NA	NA		
O1–O3	NA		NA	NA	NA		
O4–O6	NA		NA	NA	NA		
Reserve Unit	0	±1	NR	NR	NR		
AGR/FTS/AR	0	±1	NR	NR	NR		
IMA	NA		NA	NA	NA		
Non-Hispanic White	0	±1	NR	NR	NR		
Total Minority	0	±1	NR	NR	NR		
Experienced SH	1	±1	NR	NR	NR		
Experienced GD	1	±1	NR	NR	NR		
Not Experienced SH/GD	NA		NA	NA	NA		
Experienced SA	7	±5	NR	NR	NR		
Not Experienced SA	NA		NA	NA	NA		
National Guard	0	±1	NR	NR	NR		
ARNG	0	±1	NR	NR	NR		
Enlisted	0	±1	NR	NR	NR		
Officers	NA		NA	NA	NA		
ANG	NA		NA	NA	NA		
Enlisted	NA		NA	NA	NA		
Officers	NA		NA	NA	NA		
Reserve	0	±1	NR	NR	NR		
USAR	0	±1	NR	NR	NR		
Enlisted	0	±1	NR	NR	NR		
Officers	NA		NA	NA	NA		
USNR	NA		NA	NA	NA		
Enlisted	NA		NA	NA	NA		
Officers	NA		NA	NA	NA		
USMCR	0	±1	NR	NR	NR		
Enlisted	0	±1	NR	NR	NR		
Officers	NA		NA	NA	NA		
USAFR	0	±1	NR	NR	NR		
Enlisted	0	±1	NR	NR	NR		
Officers	NA		NA	NA	NA		

NR: Not reportable

NA: Not applicable

195. Why do you think the individual(s) took the actions you marked as happening to you (prior questions indicated the member experienced behavior in line with potential ostracism or potential maltreatment)? Constructed from Q192 and Q194.

- a. They were trying to discourage you from moving forward with your report, or discourage others from reporting
 b. They were trying to abuse or humiliate you
 c. They were trying to make you feel excluded
 d. They were friends with the person(s) who committed the sexual assault
 e. They did not believe you
 f. Not sure

	Percent Responding		Percentages						Max ME
			a	b	c	d	e	f	
TOTAL DOD	0	±1	62	37	52	79	42	14	±16
National Guard	0	±1	NR	NR	NR	79	NR	17	±17
ARNG	0	±1	NR	NR	NR	NR	NR	NR	
ANG	0	±1	NR	NR	NR	NR	NR	NR	
Reserve	0	±1	NR	NR	NR	NR	NR	10	±14
USAR	0	±1	NR	NR	NR	NR	NR	12	±17
USNR	0	±1	NR	NR	NR	NR	NR	NR	
USMCR	0	±1	NR	NR	NR	NR	NR	NR	
USAFR	0	±1	NR	NR	NR	NR	NR	NR	
Enlisted	0	±1	61	37	NR	80	42	13	±16
E1-E4	0	±1	NR	NR	NR	83	NR	11	±17
E1-E3	0	±1	NR	NR	NR	NR	NR	NR	
E4	0	±1	NR	NR	NR	NR	NR	NR	
E5-E9	0	±1	NR	NR	NR	NR	NR	17	±17
Officers	0	±1	NR	NR	NR	NR	NR	NR	
O1-O3	0	±1	NR	NR	NR	NR	NR	NR	
O4-O6	NA		NA	NA	NA	NA	NA	NA	
W1-W5	NA		NA	NA	NA	NA	NA	NA	
Reserve Unit	0	±1	61	34	NR	79	NR	14	±17
AGR/FTS/AR	0	±1	NR	NR	NR	NR	NR	NR	
IMA	NA		NA	NA	NA	NA	NA	NA	
Non-Hispanic White	0	±1	NR	NR	NR	72	NR	17	±16
Total Minority	0	±1	NR	NR	NR	91	NR	8	±15
FEMALES	0	±1	46	41	40	74	47	20	±15
Enlisted	0	±1	45	41	38	75	48	19	±16
E1-E4	0	±1	NR	NR	NR	NR	NR	NR	
E5-E9	0	±1	NR	36	24	72	NR	24	±18
Officers	0	±1	NR	NR	NR	NR	NR	NR	
O1-O3	0	±1	NR	NR	NR	NR	NR	NR	
O4-O6	NA		NA	NA	NA	NA	NA	NA	
Reserve Unit	0	±1	45	39	40	74	NR	20	±16
AGR/FTS/AR	0	±1	NR	NR	NR	NR	NR	NR	
IMA	NA		NA	NA	NA	NA	NA	NA	
Non-Hispanic White	0	±1	NR	NR	NR	67	NR	23	±17
Total Minority	0	±1	NR	NR	NR	NR	NR	NR	
Experienced SH	2	±1	46	41	40	74	47	20	±15
Experienced GD	1	±1	NR	NR	NR	NR	NR	NR	
Not Experienced SH/GD	NA		NA	NA	NA	NA	NA	NA	
Experienced SA	9	±3	46	41	40	74	47	20	±15
Not Experienced SA	NA		NA	NA	NA	NA	NA	NA	

Note. Percent responding are Reserve component members who answered the question, who indicated they experienced a sexual assault, including meeting the legal criteria to be considered a sexual assault, who confirmed the experiences happened within the past 12 months (Q67-Q160); who made a report (Q179); who indicated experiencing potential ostracism and/or potential maltreatment as a result of their report of sexual assault (Q192); and who believed that the person(s) who took these actions knew or suspected they made an official (unrestricted or restricted) sexual assault report (Q194). Members were allowed to mark more than one option, and therefore, the sum of subitems does not equal 100%.

NR: Not reportable

NA: Not applicable

195. Continued	Percent Responding		Percentages						Max ME
			a	b	c	d	e	f	
National Guard	0	±1	NR	NR	NR	80	NR	20	±18
ARNG	0	±1	NR	NR	NR	NR	NR	NR	
Enlisted	1	±1	NR	NR	NR	NR	NR	NR	
Officers	0	±1	NR	NR	NR	NR	NR	NR	
ANG	0	±1	NR	NR	NR	NR	NR	NR	
Enlisted	0	±1	NR	NR	NR	NR	NR	NR	
Officers	NA		NA	NA	NA	NA	NA	NA	
Reserve	0	±1	NR	NR	NR	NR	NR	NR	
USAR	0	±1	NR	NR	NR	NR	NR	NR	
Enlisted	0	±1	NR	NR	NR	NR	NR	NR	
Officers	0	±1	NR	NR	NR	NR	NR	NR	
USNR	0	±1	NR	NR	NR	NR	NR	NR	
Enlisted	0	±1	NR	NR	NR	NR	NR	NR	
Officers	NA		NA	NA	NA	NA	NA	NA	
USMCR	NA		NA	NA	NA	NA	NA	NA	
USAFR	0	±1	NR	NR	NR	NR	NR	NR	
Enlisted	0	±1	NR	NR	NR	NR	NR	NR	
Officers	NA		NA	NA	NA	NA	NA	NA	
MALES	0	±1	NR	NR	NR	NR	NR	NR	
Enlisted	0	±1	NR	NR	NR	NR	NR	NR	
E1–E4	0	±1	NR	NR	NR	NR	NR	NR	
E5–E9	0	±1	NR	NR	NR	NR	NR	NR	
Officers	NA		NA	NA	NA	NA	NA	NA	
O1–O3	NA		NA	NA	NA	NA	NA	NA	
O4–O6	NA		NA	NA	NA	NA	NA	NA	
Reserve Unit	0	±1	NR	NR	NR	NR	NR	NR	
AGR/FTS/AR	0	±1	NR	NR	NR	NR	NR	NR	
IMA	NA		NA	NA	NA	NA	NA	NA	
Non-Hispanic White	0	±1	NR	NR	NR	NR	NR	NR	
Total Minority	0	±1	NR	NR	NR	NR	NR	NR	
Experienced SH	1	±1	NR	NR	NR	NR	NR	NR	
Experienced GD	0	±1	NR	NR	NR	NR	NR	NR	
Not Experienced SH/GD	NA		NA	NA	NA	NA	NA	NA	
Experienced SA	5	±4	NR	NR	NR	NR	NR	NR	
Not Experienced SA	NA		NA	NA	NA	NA	NA	NA	
National Guard	0	±1	NR	NR	NR	NR	NR	NR	
ARNG	0	±1	NR	NR	NR	NR	NR	NR	
Enlisted	0	±1	NR	NR	NR	NR	NR	NR	
Officers	NA		NA	NA	NA	NA	NA	NA	
ANG	NA		NA	NA	NA	NA	NA	NA	
Enlisted	NA		NA	NA	NA	NA	NA	NA	
Officers	NA		NA	NA	NA	NA	NA	NA	
Reserve	0	±1	NR	NR	NR	NR	NR	NR	
USAR	0	±1	NR	NR	NR	NR	NR	NR	
Enlisted	0	±1	NR	NR	NR	NR	NR	NR	
Officers	NA		NA	NA	NA	NA	NA	NA	
USNR	NA		NA	NA	NA	NA	NA	NA	
Enlisted	NA		NA	NA	NA	NA	NA	NA	
Officers	NA		NA	NA	NA	NA	NA	NA	
USMCR	0	±1	NR	NR	NR	NR	NR	NR	
Enlisted	0	±1	NR	NR	NR	NR	NR	NR	
Officers	NA		NA	NA	NA	NA	NA	NA	
USAFR	0	±1	NR	NR	NR	NR	NR	NR	
Enlisted	0	±1	NR	NR	NR	NR	NR	NR	
Officers	NA		NA	NA	NA	NA	NA	NA	

NR: Not reportable

NA: Not applicable

195. Why do you think the individual(s) took the actions you marked as happening to you (prior questions indicated the member experienced behavior in line with potential ostracism or potential maltreatment)? Constructed from Q192, Q194, and Q195. Endorsement of options a or b meets criteria for Perceived Maltreatment. Endorsement of options a or c meets criteria for Perceived Ostracism.

- a. They were trying to discourage you from moving forward with your report, or discourage others from reporting (response option a)
 b. They were trying to abuse or humiliate you (response option b)
 c. They were trying to make you feel excluded (response option c)
 d. Some other behavior (response options d-f)

	Percent Responding		Percentages				Max ME	Action Met Criteria For Perceived Ostracism/Maltreatment		
			a	b	c	d				
TOTAL DOD	0	±1	48	33	45	98	±14	53.0	±14.0	
National Guard	0	±1	NR	32	NR	99	±17	NR		
ARNG	0	±1	NR	NR	NR	99	±3	NR		
ANG	0	±1	NR	NR	NR	NR		NR		
Reserve	0	±1	NR	NR	NR	95	±8	NR		
USAR	0	±1	NR	NR	NR	98	±6	NR		
USNR	0	±1	NR	NR	NR	NR		NR		
USMCR	0	±1	NR	NR	NR	NR		NR		
USAFR	0	±1	NR	NR	NR	NR		NR		
Enlisted	0	±1	48	33	43	98	±15	54.0	±15.0	
E1-E4	0	±1	NR	NR	NR	99	±5	NR		
E1-E3	0	±1	NR	NR	NR	NR		NR		
E4	0	±1	NR	NR	NR	NR		NR		
E5-E9	0	±1	NR	NR	NR	96	±6	NR		
Officers	0	±1	NR	NR	NR	NR		NR		
O1-O3	0	±1	NR	NR	NR	NR		NR		
O4-O6	0	±1	NR	NR	NR	NR		NR		
W1-W5	NA		NA	NA	NA	NA		NA		
Reserve Unit	0	±1	47	31	44	99	±15	52.0	±15.0	
AGR/FTS/AR	0	±1	NR	NR	NR	NR		NR		
IMA	NA		NA	NA	NA	NA		NA		
Non-Hispanic White	0	±1	52	43	43	98	±16	61.0	±15.0	
Total Minority	0	±1	NR	NR	NR	97	±7	NR		
FEMALES	0	±1	39	39	40	98	±13	46.0	±13.0	
Enlisted	0	±1	38	40	37	98	±14	46.0	±13.0	
E1-E4	1	±1	NR	NR	NR	NR		NR		
E5-E9	0	±1	42	40	28	95	±16	46.0	±16.0	
Officers	0	±1	NR	NR	NR	NR		NR		
O1-O3	0	±1	NR	NR	NR	NR		NR		
O4-O6	0	±1	NR	NR	NR	NR		NR		
Reserve Unit	0	±1	38	38	40	99	±14	45.0	±14.0	
AGR/FTS/AR	0	±1	NR	NR	NR	NR		NR		
IMA	NA		NA	NA	NA	NA		NA		
Non-Hispanic White	0	±1	40	42	39	98	±16	52.0	±15.0	
Total Minority	0	±1	NR	NR	NR	98	±8	NR		
Experienced SH	2	±1	39	40	41	98	±13	47.0	±13.0	
Experienced GD	2	±1	NR	NR	NR	97	±6	NR		
Not Experienced SH/GD	NA		NA	NA	NA	NA		NA		
Experienced SA	12	±3	39	39	40	98	±13	46.0	±13.0	
Not Experienced SA	NA		NA	NA	NA	NA		NA		

Note. Percent responding are Reserve component members who answered the question, who indicated they experienced a sexual assault, including meeting the legal criteria to be considered a sexual assault, who confirmed the experiences happened within the past 12 months (Q67-Q160); who made a report (Q179); who indicated experiencing potential ostracism and/or potential maltreatment as a result of their report of sexual assault (Q192); who believed that the person(s) who took these actions knew or suspected they made an official (unrestricted or restricted) sexual assault report (Q194); and who believed the individual(s) were trying to discourage them from moving forward with the report, or discourage others from reporting, were trying to make them feel excluded, or were trying to abuse or humiliate them (Q195). Q192i does not align with potential ostracism or potential maltreatment individually, but is included in the overall rate of Perceived Ostracism/Maltreatment.

NR: Not reportable

NA: Not applicable

195. Continued	Percent Responding		Percentages				Max ME	Action Met Criteria For Perceived Ostracism/Maltreatment		
			a	b	c	d				
National Guard	0	±1	41	43	43	99	±17	NR		
ARNG	1	±1	NR	NR	NR	99	±4	NR		
Enlisted	1	±1	NR	NR	NR	99	±4	NR		
Officers	0	±1	NR	NR	NR	NR		NR		
ANG	0	±1	NR	NR	NR	NR		NR		
Enlisted	0	±1	NR	NR	NR	NR		NR		
Officers	NA		NA	NA	NA	NA		NA		
Reserve	0	±1	NR	33	NR	95	±17	NR		
USAR	0	±1	NR	NR	NR	96	±8	NR		
Enlisted	0	±1	NR	NR	NR	98	±8	NR		
Officers	0	±1	NR	NR	NR	NR		NR		
USNR	0	±1	NR	NR	NR	NR		NR		
Enlisted	0	±1	NR	NR	NR	NR		NR		
Officers	NA		NA	NA	NA	NA		NA		
USMCR	NA		NA	NA	NA	NA		NA		
USAFR	0	±1	NR	NR	NR	NR		NR		
Enlisted	0	±1	NR	NR	NR	NR		NR		
Officers	0	±1	NR	NR	NR	NR		NR		
MALES	0	±1	NR	NR	NR	NR		NR		
Enlisted	0	±1	NR	NR	NR	NR		NR		
E1–E4	0	±1	NR	NR	NR	NR		NR		
E5–E9	0	±1	NR	NR	NR	NR		NR		
Officers	NA		NA	NA	NA	NA		NA		
O1–O3	NA		NA	NA	NA	NA		NA		
O4–O6	NA		NA	NA	NA	NA		NA		
Reserve Unit	0	±1	NR	NR	NR	NR		NR		
AGR/FTS/AR	0	±1	NR	NR	NR	NR		NR		
IMA	NA		NA	NA	NA	NA		NA		
Non-Hispanic White	0	±1	NR	NR	NR	NR		NR		
Total Minority	0	±1	NR	NR	NR	NR		NR		
Experienced SH	1	±1	NR	NR	NR	NR		NR		
Experienced GD	1	±1	NR	NR	NR	NR		NR		
Not Experienced SH/GD	NA		NA	NA	NA	NA		NA		
Experienced SA	7	±5	NR	NR	NR	NR		NR		
Not Experienced SA	NA		NA	NA	NA	NA		NA		
National Guard	0	±1	NR	NR	NR	NR		NR		
ARNG	0	±1	NR	NR	NR	NR		NR		
Enlisted	0	±1	NR	NR	NR	NR		NR		
Officers	NA		NA	NA	NA	NA		NA		
ANG	NA		NA	NA	NA	NA		NA		
Enlisted	NA		NA	NA	NA	NA		NA		
Officers	NA		NA	NA	NA	NA		NA		
Reserve	0	±1	NR	NR	NR	NR		NR		
USAR	0	±1	NR	NR	NR	NR		NR		
Enlisted	0	±1	NR	NR	NR	NR		NR		
Officers	NA		NA	NA	NA	NA		NA		
USNR	NA		NA	NA	NA	NA		NA		
Enlisted	NA		NA	NA	NA	NA		NA		
Officers	NA		NA	NA	NA	NA		NA		
USMCR	0	±1	NR	NR	NR	NR		NR		
Enlisted	0	±1	NR	NR	NR	NR		NR		
Officers	NA		NA	NA	NA	NA		NA		
USAFR	0	±1	NR	NR	NR	NR		NR		
Enlisted	0	±1	NR	NR	NR	NR		NR		
Officers	NA		NA	NA	NA	NA		NA		

NR: Not reportable

NA: Not applicable

195. Rate of Perceived Ostracism. Constructed from Q192, Q194, and Q195.

	Percent Responding		Percentages	Max ME	Percentage Reporting Experienced
			Experienced		
TOTAL DOD	0	±1	28	±11	
National Guard	0	±1	27	±15	
ARNG	0	±1	29	±17	
ANG	0	±1	NR		
Reserve	0	±1	29	±17	
USAR	0	±1	NR		
USNR	0	±1	NR		
USMCR	0	±1	NR		
USAFR	0	±1	NR		
Enlisted	0	±1	28	±12	
E1-E4	0	±1	28	±15	
E1-E3	0	±1	NR		
E4	0	±1	NR		
E5-E9	0	±1	29	±18	
Officers	0	±1	NR		
O1-O3	0	±1	NR		
O4-O6	0	±1	NR		
W1-W5	0	±1	NR		
Reserve Unit	0	±1	28	±12	
AGR/FTS/AR	0	±1	NR		
IMA	0	±1	NR		
Non-Hispanic White	0	±1	31	±13	
Total Minority	0	±1	NR		
FEMALES	1	±1	24	±10	
Enlisted	1	±1	24	±10	
E1-E4	1	±1	24	±14	
E5-E9	0	±1	22	±12	
Officers	0	±1	NR		
O1-O3	0	±1	NR		
O4-O6	0	±1	NR		
Reserve Unit	1	±1	23	±10	
AGR/FTS/AR	0	±1	NR		
IMA	0	±1	NR		
Non-Hispanic White	1	±1	27	±12	
Total Minority	0	±1	19	±16	
Experienced SH	3	±1	27	±10	
Experienced GD	2	±1	35	±16	
Not Experienced SH/GD	0	±1	NR		
Experienced SA	20	±4	24	±10	
Not Experienced SA	NA		NA		

Note. Percent responding are Reserve component members who answered the question, who indicated they experienced a sexual assault, including meeting the legal criteria to be considered a sexual assault, who confirmed the experiences happened within the past 12 months (Q67-Q160); and who made a report (Q179).

NR: Not reportable

NA: Not applicable

195. Continued	Percent Responding		Percentages	Max ME	Percentage Reporting Experienced
			Experienced		
National Guard	1	±1	27	±14	
ARNG	1	±1	28	±16	
Enlisted	1	±1	28	±17	
Officers	0	±1	NR		
ANG	0	±1	NR		
Enlisted	1	±1	NR		
Officers	NA		NA		
Reserve	1	±1	20	±13	
USAR	1	±1	22	±17	
Enlisted	1	±1	NR		
Officers	0	±1	NR		
USNR	1	±1	NR		
Enlisted	1	±1	NR		
Officers	NA		NA		
USMCR	NA		NA		
USAFR	0	±1	NR		
Enlisted	0	±1	NR		
Officers	0	±1	NR		
MALES	0	±1	NR		
Enlisted	0	±1	NR		
E1–E4	0	±1	NR		
E5–E9	0	±1	NR		
Officers	NA		NA		
O1–O3	NA		NA		
O4–O6	NA		NA		
Reserve Unit	0	±1	NR		
AGR/FTS/AR	0	±1	NR		
IMA	NA		NA		
Non-Hispanic White	0	±1	NR		
Total Minority	0	±1	NR		
Experienced SH	2	±1	NR		
Experienced GD	1	±1	NR		
Not Experienced SH/GD	0	±1	NR		
Experienced SA	13	±6	NR		
Not Experienced SA	NA		NA		
National Guard	0	±1	NR		
ARNG	0	±1	NR		
Enlisted	0	±1	NR		
Officers	NA		NA		
ANG	0	±1	NR		
Enlisted	0	±1	NR		
Officers	NA		NA		
Reserve	0	±1	NR		
USAR	0	±1	NR		
Enlisted	0	±1	NR		
Officers	NA		NA		
USNR	0	±1	NR		
Enlisted	0	±1	NR		
Officers	NA		NA		
USMCR	0	±1	NR		
Enlisted	0	±1	NR		
Officers	NA		NA		
USAFR	0	±1	NR		
Enlisted	0	±1	NR		
Officers	NA		NA		

NR: Not reportable

NA: Not applicable

195. Rate of Perceived Maltreatment. Constructed from Q192, Q194, and Q195.

	Percent Responding		Percentages	Max ME	Percentage Reporting Experienced
			Experienced		
TOTAL DOD	0	±1	21	±11	
National Guard	0	±1	18	±12	
ARNG	0	±1	20	±14	
ANG	0	±1	NR		
Reserve	0	±1	23	±18	
USAR	0	±1	NR		
USNR	0	±1	NR		
USMCR	0	±1	NR		
USAFR	0	±1	NR		
Enlisted	0	±1	21	±11	
E1-E4	0	±1	20	±14	
E1-E3	0	±1	NR		
E4	0	±1	NR		
E5-E9	0	±1	NR		
Officers	0	±1	NR		
O1-O3	0	±1	NR		
O4-O6	0	±1	NR		
W1-W5	0	±1	NR		
Reserve Unit	0	±1	20	±12	
AGR/FTS/AR	0	±1	NR		
IMA	0	±1	NR		
Non-Hispanic White	0	±1	25	±13	
Total Minority	0	±1	NR		
FEMALES	1	±1	18	±9	
Enlisted	1	±1	19	±10	
E1-E4	1	±1	19	±14	
E5-E9	0	±1	18	±11	
Officers	0	±1	NR		
O1-O3	0	±1	NR		
O4-O6	0	±1	NR		
Reserve Unit	1	±1	17	±10	
AGR/FTS/AR	0	±1	NR		
IMA	0	±1	NR		
Non-Hispanic White	1	±1	21	±12	
Total Minority	0	±1	13	±16	
Experienced SH	3	±1	20	±10	
Experienced GD	2	±1	26	±15	
Not Experienced SH/GD	0	±1	NR		
Experienced SA	20	±4	18	±9	
Not Experienced SA	NA		NA		

Note. Percent responding are Reserve component members who answered the question, who indicated they experienced a sexual assault, including meeting the legal criteria to be considered a sexual assault, who confirmed the experiences happened within the past 12 months (Q67-Q160); and who made a report (Q179).

NR: Not reportable

NA: Not applicable

195. Continued	Percent Responding		Percentages	Max ME	Percentage Reporting Experienced
			Experienced		
National Guard	1	±1	24	±14	
ARNG	1	±1	26	±16	
Enlisted	1	±1	27	±16	
Officers	0	±1	NR		
ANG	0	±1	NR		
Enlisted	1	±1	NR		
Officers	NA		NA		
Reserve	1	±1	10	±10	
USAR	1	±1	7	±14	
Enlisted	1	±1	NR		
Officers	0	±1	NR		
USNR	1	±1	NR		
Enlisted	1	±1	NR		
Officers	NA		NA		
USMCR	NA		NA		
USAFR	0	±1	NR		
Enlisted	0	±1	NR		
Officers	0	±1	NR		
MALES	0	±1	NR		
Enlisted	0	±1	NR		
E1-E4	0	±1	NR		
E5-E9	0	±1	NR		
Officers	NA		NA		
O1-O3	NA		NA		
O4-O6	NA		NA		
Reserve Unit	0	±1	NR		
AGR/FTS/AR	0	±1	NR		
IMA	NA		NA		
Non-Hispanic White	0	±1	NR		
Total Minority	0	±1	NR		
Experienced SH	2	±1	NR		
Experienced GD	1	±1	NR		
Not Experienced SH/GD	0	±1	NR		
Experienced SA	13	±6	NR		
Not Experienced SA	NA		NA		
National Guard	0	±1	NR		
ARNG	0	±1	NR		
Enlisted	0	±1	NR		
Officers	NA		NA		
ANG	0	±1	NR		
Enlisted	0	±1	NR		
Officers	NA		NA		
Reserve	0	±1	NR		
USAR	0	±1	NR		
Enlisted	0	±1	NR		
Officers	NA		NA		
USNR	0	±1	NR		
Enlisted	0	±1	NR		
Officers	NA		NA		
USMCR	0	±1	NR		
Enlisted	0	±1	NR		
Officers	NA		NA		
USAFR	0	±1	NR		
Enlisted	0	±1	NR		
Officers	NA		NA		

NR: Not reportable

NA: Not applicable

195. Rate of Perceived Ostracism/Maltreatment. Constructed from Q192, Q194, and Q195.

	Percent Responding		Percentages	Max ME	Percentage Reporting Experienced
			Experienced		
TOTAL DOD	0	±1	29	±11	
National Guard	0	±1	28	±15	
ARNG	0	±1	30	±17	
ANG	0	±1	NR		
Reserve	0	±1	30	±17	
USAR	0	±1	NR		
USNR	0	±1	NR		
USMCR	0	±1	NR		
USAFR	0	±1	NR		
Enlisted	0	±1	29	±12	
E1-E4	0	±1	28	±15	
E1-E3	0	±1	NR		
E4	0	±1	NR		
E5-E9	0	±1	31	±17	
Officers	0	±1	NR		
O1-O3	0	±1	NR		
O4-O6	0	±1	NR		
W1-W5	0	±1	NR		
Reserve Unit	0	±1	28	±12	
AGR/FTS/AR	0	±1	NR		
IMA	0	±1	NR		
Non-Hispanic White	0	±1	32	±13	
Total Minority	0	±1	NR		
FEMALES	1	±1	25	±10	
Enlisted	1	±1	25	±10	
E1-E4	1	±1	24	±14	
E5-E9	0	±1	26	±12	
Officers	0	±1	NR		
O1-O3	0	±1	NR		
O4-O6	0	±1	NR		
Reserve Unit	1	±1	24	±10	
AGR/FTS/AR	0	±1	NR		
IMA	0	±1	NR		
Non-Hispanic White	1	±1	28	±12	
Total Minority	0	±1	19	±16	
Experienced SH	3	±1	28	±10	
Experienced GD	2	±1	37	±15	
Not Experienced SH/GD	0	±1	NR		
Experienced SA	20	±4	25	±10	
Not Experienced SA	NA		NA		

Note. Percent responding are Reserve component members who answered the question, who indicated they experienced a sexual assault, including meeting the legal criteria to be considered a sexual assault, who confirmed the experiences happened within the past 12 months (Q67-Q160); and who made a report (Q179). Q192i does not align with potential ostracism or potential maltreatment individually, but is included in the overall rate of Perceived Ostracism/Maltreatment.

NR: Not reportable

NA: Not applicable

195. Continued	Percent Responding		Percentages	Max ME	Percentage Reporting Experienced
			Experienced		
National Guard	1	±1	28	±14	
ARNG	1	±1	29	±16	
Enlisted	1	±1	29	±17	
Officers	0	±1	NR		
ANG	0	±1	NR		
Enlisted	1	±1	NR		
Officers	NA		NA		
Reserve	1	±1	21	±12	
USAR	1	±1	23	±16	
Enlisted	1	±1	21	±18	
Officers	0	±1	NR		
USNR	1	±1	NR		
Enlisted	1	±1	NR		
Officers	NA		NA		
USMCR	NA		NA		
USAFR	0	±1	NR		
Enlisted	0	±1	NR		
Officers	0	±1	NR		
MALES	0	±1	NR		
Enlisted	0	±1	NR		
E1-E4	0	±1	NR		
E5-E9	0	±1	NR		
Officers	NA		NA		
O1-O3	NA		NA		
O4-O6	NA		NA		
Reserve Unit	0	±1	NR		
AGR/FTS/AR	0	±1	NR		
IMA	NA		NA		
Non-Hispanic White	0	±1	NR		
Total Minority	0	±1	NR		
Experienced SH	2	±1	NR		
Experienced GD	1	±1	NR		
Not Experienced SH/GD	0	±1	NR		
Experienced SA	13	±6	NR		
Not Experienced SA	NA		NA		
National Guard	0	±1	NR		
ARNG	0	±1	NR		
Enlisted	0	±1	NR		
Officers	NA		NA		
ANG	0	±1	NR		
Enlisted	0	±1	NR		
Officers	NA		NA		
Reserve	0	±1	NR		
USAR	0	±1	NR		
Enlisted	0	±1	NR		
Officers	NA		NA		
USNR	0	±1	NR		
Enlisted	0	±1	NR		
Officers	NA		NA		
USMCR	0	±1	NR		
Enlisted	0	±1	NR		
Officers	NA		NA		
USAFR	0	±1	NR		
Enlisted	0	±1	NR		
Officers	NA		NA		

NR: Not reportable

NA: Not applicable

195. Rate of Perceived Professional Reprisal and/or Ostracism/Maltreatment. Constructed from Q187, Q188, Q189, Q192, Q194, and Q195.

	Percent Responding		Percentages	Max ME	Percentage Reporting Experienced
			Experienced		
TOTAL DOD	0	±1	36	±11	
National Guard	0	±1	37	±15	
ARNG	0	±1	41	±17	
ANG	0	±1	NR		
Reserve	0	±1	34	±17	
USAR	0	±1	NR		
USNR	0	±1	NR		
USMCR	0	±1	NR		
USAFR	0	±1	NR		
Enlisted	0	±1	36	±12	
E1-E4	0	±1	36	±16	
E1-E3	0	±1	NR		
E4	0	±1	NR		
E5-E9	0	±1	36	±16	
Officers	0	±1	NR		
O1-O3	0	±1	NR		
O4-O6	0	±1	NR		
W1-W5	0	±1	NR		
Reserve Unit	0	±1	36	±12	
AGR/FTS/AR	0	±1	NR		
IMA	0	±1	NR		
Non-Hispanic White	0	±1	38	±13	
Total Minority	0	±1	NR		
FEMALES	1	±1	31	±10	
Enlisted	1	±1	30	±11	
E1-E4	1	±1	29	±15	
E5-E9	0	±1	33	±13	
Officers	0	±1	NR		
O1-O3	0	±1	NR		
O4-O6	0	±1	NR		
Reserve Unit	1	±1	30	±11	
AGR/FTS/AR	0	±1	NR		
IMA	0	±1	NR		
Non-Hispanic White	1	±1	35	±13	
Total Minority	0	±1	23	±17	
Experienced SH	3	±1	35	±11	
Experienced GD	2	±1	47	±15	
Not Experienced SH/GD	0	±1	NR		
Experienced SA	20	±4	31	±10	
Not Experienced SA	NA		NA		

Note. Percent responding are Reserve component members who answered the question, who indicated they experienced a sexual assault, including meeting the legal criteria to be considered a sexual assault, who confirmed the experiences happened within the past 12 months (Q67-Q160); and who made a report (Q179).

NR: Not reportable

NA: Not applicable

195. Continued	Percent Responding		Percentages	Max ME	Percentage Reporting Experienced
			Experienced		
National Guard	1	±1	33	±14	
ARNG	1	±1	36	±16	
Enlisted	1	±1	35	±17	
Officers	0	±1	NR		
ANG	0	±1	NR		
Enlisted	1	±1	NR		
Officers	NA		NA		
Reserve	1	±1	27	±14	
USAR	1	±1	32	±18	
Enlisted	1	±1	NR		
Officers	0	±1	NR		
USNR	1	±1	NR		
Enlisted	1	±1	NR		
Officers	NA		NA		
USMCR	NA		NA		
USAFR	0	±1	NR		
Enlisted	0	±1	NR		
Officers	0	±1	NR		
MALES	0	±1	NR		
Enlisted	0	±1	NR		
E1-E4	0	±1	NR		
E5-E9	0	±1	NR		
Officers	NA		NA		
O1-O3	NA		NA		
O4-O6	NA		NA		
Reserve Unit	0	±1	NR		
AGR/FTS/AR	0	±1	NR		
IMA	NA		NA		
Non-Hispanic White	0	±1	NR		
Total Minority	0	±1	NR		
Experienced SH	1	±1	NR		
Experienced GD	1	±1	NR		
Not Experienced SH/GD	0	±1	NR		
Experienced SA	12	±6	NR		
Not Experienced SA	NA		NA		
National Guard	0	±1	NR		
ARNG	0	±1	NR		
Enlisted	0	±1	NR		
Officers	NA		NA		
ANG	0	±1	NR		
Enlisted	0	±1	NR		
Officers	NA		NA		
Reserve	0	±1	NR		
USAR	0	±1	NR		
Enlisted	0	±1	NR		
Officers	NA		NA		
USNR	0	±1	NR		
Enlisted	0	±1	NR		
Officers	NA		NA		
USMCR	0	±1	NR		
Enlisted	0	±1	NR		
Officers	NA		NA		
USAFR	0	±1	NR		
Enlisted	0	±1	NR		
Officers	NA		NA		

NR: Not reportable

NA: Not applicable

195. Behavior experienced by those who met criteria for Perceived Ostracism/Maltreatment. Constructed from Q192, Q194, and Q195.

- a. Made insulting or disrespectful remarks or made jokes at your expense—in public
- b. Made insulting or disrespectful remarks or made jokes at your expense—to you in private
- c. Showed or threatened to show private images, photos, or videos of you to others
- d. Excluded you or threatened to exclude you from social activities or interactions
- e. Ignored you or failed to speak to you (for example, gave you "the silent treatment")
- f. Bullied you or made intimidating remarks about the assault
- g. Was physically violent with you or threatened to be physically violent
- h. Damaged or threatened to damage your property
- i. Some other negative action
- j. Does not apply, you did not experience any of the above

	Percent Responding		Percentages										Max ME
			a	b	c	d	e	f	g	h	i	j	
TOTAL DOD	0	±1	NR	NR	8	NR	NR	NR	NR	NR	21	0°	±16
National Guard	0	±1	NR	NR	NR	NR	NR	NR	NR	NR	NR	0°	±0
ARNG	0	±1	NR	NR	NR	NR	NR	NR	NR	NR	NR	0°	±0
ANG	0	±1	NR	NR	NR	NR	NR	NR	NR	NR	NR	0°	
Reserve	0	±1	NR	NR	NR	NR	NR	NR	NR	NR	NR	0°	±0
USAR	0	±1	NR	NR	NR	NR	NR	NR	NR	NR	NR	0°	±0
USNR	0	±1	NR	NR	NR	NR	NR	NR	NR	NR	NR	0°	
USMCR	0	±1	NR	NR	NR	NR	NR	NR	NR	NR	NR	0°	
USAFR	0	±1	NR	NR	NR	NR	NR	NR	NR	NR	NR	0°	
Enlisted	0	±1	NR	NR	9	NR	NR	NR	NR	NR	21	0°	±17
E1-E4	0	±1	NR	NR	NR	NR	NR	NR	NR	NR	NR	0°	±0
E1-E3	0	±1	NR	NR	NR	NR	NR	NR	NR	NR	NR	0°	
E4	0	±1	NR	NR	NR	NR	NR	NR	NR	NR	NR	0°	±0
E5-E9	0	±1	NR	NR	NR	NR	NR	NR	NR	NR	NR	0°	±0
Officers	0	±1	NR	NR	NR	NR	NR	NR	NR	NR	NR	0°	
O1-O3	0	±1	NR	NR	NR	NR	NR	NR	NR	NR	NR	0°	
O4-O6	NA		NA	NA	NA	NA	NA	NA	NA	NA	NA	NA	
W1-W5	NA		NA	NA	NA	NA	NA	NA	NA	NA	NA	NA	
Reserve Unit	0	±1	NR	NR	7	NR	NR	NR	NR	NR	21	0°	±18
AGR/FTS/AR	0	±1	NR	NR	NR	NR	NR	NR	NR	NR	NR	0°	±0
IMA	NA		NA	NA	NA	NA	NA	NA	NA	NA	NA	NA	
Non-Hispanic White	0	±1	NR	81	13	NR	NR	NR	NR	NR	NR	0°	±18
Total Minority	0	±1	NR	NR	NR	NR	NR	NR	NR	NR	NR	0°	±0
FEMALES	0	±1	NR	73	14	69	88	NR	NR	NR	NR	0°	±18
Enlisted	0	±1	NR	NR	NR	NR	88	NR	NR	NR	NR	0°	±16
E1-E4	0	±1	NR	NR	NR	NR	NR	NR	NR	NR	NR	0°	±0
E5-E9	0	±1	NR	NR	NR	NR	NR	NR	NR	NR	NR	0°	±0
Officers	0	±1	NR	NR	NR	NR	NR	NR	NR	NR	NR	0°	
O1-O3	0	±1	NR	NR	NR	NR	NR	NR	NR	NR	NR	0°	
O4-O6	NA		NA	NA	NA	NA	NA	NA	NA	NA	NA	NA	
Reserve Unit	0	±1	NR	NR	NR	NR	NR	NR	NR	NR	NR	0°	±0
AGR/FTS/AR	0	±1	NR	NR	NR	NR	NR	NR	NR	NR	NR	0°	±0
IMA	NA		NA	NA	NA	NA	NA	NA	NA	NA	NA	NA	
Non-Hispanic White	0	±1	NR	NR	NR	NR	NR	NR	NR	NR	NR	0°	±0
Total Minority	0	±1	NR	NR	NR	NR	NR	NR	NR	NR	NR	0°	±0
Experienced SH	1	±1	NR	73	14	69	88	NR	NR	NR	NR	0°	±18
Experienced GD	1	±1	NR	NR	NR	84	NR	NR	NR	NR	NR	0°	±16
Not Experienced SH/GD	NA		NA	NA	NA	NA	NA	NA	NA	NA	NA	NA	
Experienced SA	5	±2	NR	73	14	69	88	NR	NR	NR	NR	0°	±18
Not Experienced SA	NA		NA	NA	NA	NA	NA	NA	NA	NA	NA	NA	

Note. Percent responding are Reserve component members who answered the question, who indicated they experienced a sexual assault, including meeting the legal criteria to be considered a sexual assault, who confirmed the experiences happened within the past 12 months (Q67-Q160); who made a report (Q179); who indicated experiencing potential ostracism and/or potential maltreatment as a result of their report of sexual assault (Q192); who believed that the person(s) who took these actions knew or suspected they made an official (unrestricted or restricted) sexual assault report (Q194); and who believed the individual(s) were trying to discourage them from moving forward with the report, or discourage others from reporting, were trying to make them feel excluded, or were trying to abuse or humiliate them (Q195). Q192i does not align with potential ostracism or potential maltreatment individually, but is included in the overall rate of Perceived Ostracism/Maltreatment. Members were allowed to mark more than one option, and therefore, the sum of subitems does not equal 100%.

NR: Not reportable

° Response option never endorsed.

NA: Not applicable

195. Continued	Percent Responding		Percentages										Max ME
			a	b	c	d	e	f	g	h	i	j	
National Guard	0	±1	NR	NR	NR	NR	NR	NR	NR	NR	NR	0°	±0
ARNG	0	±1	NR	NR	NR	NR	NR	NR	NR	NR	NR	0°	±0
Enlisted	0	±1	NR	NR	NR	NR	NR	NR	NR	NR	NR	0°	±0
Officers	0	±1	NR	NR	NR	NR	NR	NR	NR	NR	NR	0°	
ANG	0	±1	NR	NR	NR	NR	NR	NR	NR	NR	NR	0°	
Enlisted	0	±1	NR	NR	NR	NR	NR	NR	NR	NR	NR	0°	
Officers	NA		NA	NA	NA	NA	NA	NA	NA	NA	NA	NA	
Reserve	0	±1	NR	NR	NR	NR	93	NR	NR	NR	NR	0°	±14
USAR	0	±1	NR	NR	NR	NR	NR	NR	NR	NR	NR	0°	±0
Enlisted	0	±1	NR	NR	NR	NR	NR	NR	NR	NR	NR	0°	±0
Officers	0	±1	NR	NR	NR	NR	NR	NR	NR	NR	NR	0°	
USNR	0	±1	NR	NR	NR	NR	NR	NR	NR	NR	NR	0°	
Enlisted	0	±1	NR	NR	NR	NR	NR	NR	NR	NR	NR	0°	
Officers	NA		NA	NA	NA	NA	NA	NA	NA	NA	NA	NA	
USMCR	NA		NA	NA	NA	NA	NA	NA	NA	NA	NA	NA	
USAFR	0	±1	NR	NR	NR	NR	NR	NR	NR	NR	NR	0°	
Enlisted	0	±1	NR	NR	NR	NR	NR	NR	NR	NR	NR	0°	
Officers	NA		NA	NA	NA	NA	NA	NA	NA	NA	NA	NA	
MALES	0	±1	NR	NR	NR	NR	NR	NR	NR	NR	NR	0°	±0
Enlisted	0	±1	NR	NR	NR	NR	NR	NR	NR	NR	NR	0°	±0
E1–E4	0	±1	NR	NR	NR	NR	NR	NR	NR	NR	NR	0°	
E5–E9	0	±1	NR	NR	NR	NR	NR	NR	NR	NR	NR	0°	
Officers	NA		NA	NA	NA	NA	NA	NA	NA	NA	NA	NA	
O1–O3	NA		NA	NA	NA	NA	NA	NA	NA	NA	NA	NA	
O4–O6	NA		NA	NA	NA	NA	NA	NA	NA	NA	NA	NA	
Reserve Unit	0	±1	NR	NR	NR	NR	NR	NR	NR	NR	NR	0°	±0
AGR/FTS/AR	0	±1	NR	NR	NR	NR	NR	NR	NR	NR	NR	0°	
IMA	NA		NA	NA	NA	NA	NA	NA	NA	NA	NA	NA	
Non-Hispanic White	0	±1	NR	NR	NR	NR	NR	NR	NR	NR	NR	0°	±0
Total Minority	0	±1	NR	NR	NR	NR	NR	NR	NR	NR	NR	0°	
Experienced SH	1	±1	NR	NR	NR	NR	NR	NR	NR	NR	NR	0°	±0
Experienced GD	0	±1	NR	NR	NR	NR	NR	NR	NR	NR	NR	0°	
Not Experienced SH/GD	NA		NA	NA	NA	NA	NA	NA	NA	NA	NA	NA	
Experienced SA	5	±4	NR	NR	NR	NR	NR	NR	NR	NR	NR	0°	±0
Not Experienced SA	NA		NA	NA	NA	NA	NA	NA	NA	NA	NA	NA	
National Guard	0	±1	NR	NR	NR	NR	NR	NR	NR	NR	NR	0°	
ARNG	0	±1	NR	NR	NR	NR	NR	NR	NR	NR	NR	0°	
Enlisted	0	±1	NR	NR	NR	NR	NR	NR	NR	NR	NR	0°	
Officers	NA		NA	NA	NA	NA	NA	NA	NA	NA	NA	NA	
ANG	NA		NA	NA	NA	NA	NA	NA	NA	NA	NA	NA	
Enlisted	NA		NA	NA	NA	NA	NA	NA	NA	NA	NA	NA	
Officers	NA		NA	NA	NA	NA	NA	NA	NA	NA	NA	NA	
Reserve	0	±1	NR	NR	NR	NR	NR	NR	NR	NR	NR	0°	±0
USAR	0	±1	NR	NR	NR	NR	NR	NR	NR	NR	NR	0°	
Enlisted	0	±1	NR	NR	NR	NR	NR	NR	NR	NR	NR	0°	
Officers	NA		NA	NA	NA	NA	NA	NA	NA	NA	NA	NA	
USNR	NA		NA	NA	NA	NA	NA	NA	NA	NA	NA	NA	
Enlisted	NA		NA	NA	NA	NA	NA	NA	NA	NA	NA	NA	
Officers	NA		NA	NA	NA	NA	NA	NA	NA	NA	NA	NA	
USMCR	0	±1	NR	NR	NR	NR	NR	NR	NR	NR	NR	0°	
Enlisted	0	±1	NR	NR	NR	NR	NR	NR	NR	NR	NR	0°	
Officers	NA		NA	NA	NA	NA	NA	NA	NA	NA	NA	NA	
USAFR	0	±1	NR	NR	NR	NR	NR	NR	NR	NR	NR	0°	
Enlisted	0	±1	NR	NR	NR	NR	NR	NR	NR	NR	NR	0°	
Officers	NA		NA	NA	NA	NA	NA	NA	NA	NA	NA	NA	

NR: Not reportable

° Response option never endorsed.

NA: Not applicable

195. Who took the action(s) (prior questions indicated the member met criteria for Perceived Ostracism or Perceived Maltreatment)? Constructed from Q192, Q194, and Q195.

- a. Someone who was the same rank or grade b. Someone who was below you in rank or grade c. A higher ranking Service member or civilian who was in your chain of command
- d. A higher ranking Service member or civilian who was not in your chain of command e. Non-military personnel f. Not sure who they were

	Percent Responding			Percentages						Max ME	Percentage Indicating Military Personnel		
				a	b	c	d	e	f				
TOTAL DOD	0	±1	NR	25	NR	NR	NR	2	NR	±17	NR		
National Guard	0	±1	NR	NR	NR	NR	NR	1	NR	±5	NR		
ARNG	0	±1	NR	NR	NR	NR	NR	1	NR	±6	NR		
ANG	0	±1	NR	NR	NR	NR	NR	NR	NR		NR		
Reserve	0	±1	NR	NR	96	NR	NR	NR	NR	±11	NR		
USAR	0	±1	NR	NR	NR	NR	NR	NR	NR		NR		
USNR	0	±1	NR	NR	NR	NR	NR	NR	NR		NR		
USMCR	0	±1	NR	NR	NR	NR	NR	NR	NR		NR		
USAFR	0	±1	NR	NR	NR	NR	NR	NR	NR		NR		
Enlisted	0	±1	NR	25	NR	NR	NR	2	NR	±18	NR		
E1-E4	0	±1	NR	NR	NR	NR	NR	NR	NR		NR		
E1-E3	0	±1	NR	NR	NR	NR	NR	NR	NR		NR		
E4	0	±1	NR	NR	NR	NR	NR	NR	NR		NR		
E5-E9	0	±1	NR	NR	96	NR	NR	NR	NR	±9	NR		
Officers	0	±1	NR	NR	NR	NR	NR	NR	NR		NR		
O1-O3	0	±1	NR	NR	NR	NR	NR	NR	NR		NR		
O4-O6	NA		NA	NA	NA	NA	NA	NA	NA		NA		
W1-W5	NA		NA	NA	NA	NA	NA	NA	NA		NA		
Reserve Unit	0	±1	NR	NR	NR	NR	NR	2	NR	±7	NR		
AGR/FTS/AR	0	±1	NR	NR	NR	NR	NR	NR	NR		NR		
IMA	NA		NA	NA	NA	NA	NA	NA	NA		NA		
Non-Hispanic White	0	±1	NR	NR	NR	NR	NR	1	NR	±4	NR		
Total Minority	0	±1	NR	NR	NR	NR	NR	NR	NR		NR		
FEMALES	0	±1	NR	NR	NR	NR	NR	3	NR	±9	NR		
Enlisted	0	±1	NR	NR	NR	NR	NR	4	NR	±10	NR		
E1-E4	0	±1	NR	NR	NR	NR	NR	NR	NR		NR		
E5-E9	0	±1	NR	NR	93	NR	NR	NR	NR	±13	NR		
Officers	0	±1	NR	NR	NR	NR	NR	NR	NR		NR		
O1-O3	0	±1	NR	NR	NR	NR	NR	NR	NR		NR		
O4-O6	NA		NA	NA	NA	NA	NA	NA	NA		NA		
Reserve Unit	0	±1	NR	NR	NR	NR	NR	NR	NR		NR		
AGR/FTS/AR	0	±1	NR	NR	NR	NR	NR	NR	NR		NR		
IMA	NA		NA	NA	NA	NA	NA	NA	NA		NA		
Non-Hispanic White	0	±1	NR	NR	NR	NR	NR	2	NR	±6	NR		
Total Minority	0	±1	NR	NR	NR	NR	NR	NR	NR		NR		
Experienced SH	1	±1	NR	NR	NR	NR	NR	3	NR	±9	NR		
Experienced GD	1	±1	NR	NR	NR	NR	NR	NR	NR		NR		
Not Experienced SH/GD	NA		NA	NA	NA	NA	NA	NA	NA		NA		
Experienced SA	5	±2	NR	NR	NR	NR	NR	3	NR	±9	NR		
Not Experienced SA	NA		NA	NA	NA	NA	NA	NA	NA		NA		

Note. Percent responding are Reserve component members who answered the question, who indicated they experienced a sexual assault, including meeting the legal criteria to be considered a sexual assault, who confirmed the experiences happened within the past 12 months (Q67-Q160); who made a report (Q179); who indicated experiencing potential ostracism and/or potential maltreatment as a result of their report of sexual assault (Q192); who believed that the person(s) who took these actions knew or suspected they made an official (unrestricted or restricted) sexual assault report (Q194); and who believed the individual(s) were trying to discourage them from moving forward with the report, or discourage others from reporting, were trying to make them feel excluded, or were trying to abuse or humiliate them (Q195). Members were allowed to mark more than one option so the percentages reflect at least one individual who took the action.

NR: Not reportable

NA: Not applicable

195. Continued	Percent Responding		Percentages						Max ME	Percentage Indicating Military Personnel		
			a	b	c	d	e	f				
National Guard	0	±1	NR	NR	NR	NR	2	NR	±7	NR		
ARNG	0	±1	NR	NR	NR	NR	2	NR	±8	NR		
Enlisted	0	±1	NR	NR	NR	NR	2	NR	±8	NR		
Officers	0	±1	NR	NR	NR	NR	NR	NR		NR		
ANG	0	±1	NR	NR	NR	NR	NR	NR		NR		
Enlisted	0	±1	NR	NR	NR	NR	NR	NR		NR		
Officers	NA		NA	NA	NA	NA	NA	NA		NA		
Reserve	0	±1	NR	NR	NR	NR	NR	NR		NR		
USAR	0	±1	NR	NR	NR	NR	NR	NR		NR		
Enlisted	0	±1	NR	NR	NR	NR	NR	NR		NR		
Officers	0	±1	NR	NR	NR	NR	NR	NR		NR		
USNR	0	±1	NR	NR	NR	NR	NR	NR		NR		
Enlisted	0	±1	NR	NR	NR	NR	NR	NR		NR		
Officers	NA		NA	NA	NA	NA	NA	NA		NA		
USMCR	NA		NA	NA	NA	NA	NA	NA		NA		
USAFR	0	±1	NR	NR	NR	NR	NR	NR		NR		
Enlisted	0	±1	NR	NR	NR	NR	NR	NR		NR		
Officers	NA		NA	NA	NA	NA	NA	NA		NA		
MALES	0	±1	NR	NR	NR	NR	NR	NR		NR		
Enlisted	0	±1	NR	NR	NR	NR	NR	NR		NR		
E1-E4	0	±1	NR	NR	NR	NR	NR	NR		NR		
E5-E9	0	±1	NR	NR	NR	NR	NR	NR		NR		
Officers	NA		NA	NA	NA	NA	NA	NA		NA		
O1-O3	NA		NA	NA	NA	NA	NA	NA		NA		
O4-O6	NA		NA	NA	NA	NA	NA	NA		NA		
Reserve Unit	0	±1	NR	NR	NR	NR	NR	NR		NR		
AGR/FTS/AR	0	±1	NR	NR	NR	NR	NR	NR		NR		
IMA	NA		NA	NA	NA	NA	NA	NA		NA		
Non-Hispanic White	0	±1	NR	NR	NR	NR	NR	NR		NR		
Total Minority	0	±1	NR	NR	NR	NR	NR	NR		NR		
Experienced SH	1	±1	NR	NR	NR	NR	NR	NR		NR		
Experienced GD	0	±1	NR	NR	NR	NR	NR	NR		NR		
Not Experienced SH/GD	NA		NA	NA	NA	NA	NA	NA		NA		
Experienced SA	5	±4	NR	NR	NR	NR	NR	NR		NR		
Not Experienced SA	NA		NA	NA	NA	NA	NA	NA		NA		
National Guard	0	±1	NR	NR	NR	NR	NR	NR		NR		
ARNG	0	±1	NR	NR	NR	NR	NR	NR		NR		
Enlisted	0	±1	NR	NR	NR	NR	NR	NR		NR		
Officers	NA		NA	NA	NA	NA	NA	NA		NA		
ANG	NA		NA	NA	NA	NA	NA	NA		NA		
Enlisted	NA		NA	NA	NA	NA	NA	NA		NA		
Officers	NA		NA	NA	NA	NA	NA	NA		NA		
Reserve	0	±1	NR	NR	NR	NR	NR	NR		NR		
USAR	0	±1	NR	NR	NR	NR	NR	NR		NR		
Enlisted	0	±1	NR	NR	NR	NR	NR	NR		NR		
Officers	NA		NA	NA	NA	NA	NA	NA		NA		
USNR	NA		NA	NA	NA	NA	NA	NA		NA		
Enlisted	NA		NA	NA	NA	NA	NA	NA		NA		
Officers	NA		NA	NA	NA	NA	NA	NA		NA		
USMCR	0	±1	NR	NR	NR	NR	NR	NR		NR		
Enlisted	0	±1	NR	NR	NR	NR	NR	NR		NR		
Officers	NA		NA	NA	NA	NA	NA	NA		NA		
USAFR	0	±1	NR	NR	NR	NR	NR	NR		NR		
Enlisted	0	±1	NR	NR	NR	NR	NR	NR		NR		
Officers	NA		NA	NA	NA	NA	NA	NA		NA		

NR: Not reportable

NA: Not applicable

196. As a result of the actions taken against you, did any of the following occur (prior questions indicated the member met criteria for Perceived Ostracism or Perceived Maltreatment)?

- a. You decided not to participate in, or move forward with, your report
 b. You were fearful for your physical safety
 c. You considered separating from the military
 d. You suffered emotional distress or mental harm
 e. You felt isolated from your unit
 f. Your private/personal relationships suffered
 g. None of the above

	Percent Responding		Percentages							Max ME
			a	b	c	d	e	f	g	
TOTAL DOD	0	±1	NR	NR	89	NR	NR	93	0°	±14
National Guard	0	±1	NR	NR	NR	NR	NR	NR	0°	±0
ARNG	0	±1	NR	NR	NR	NR	NR	NR	0°	±0
ANG	0	±1	NR	NR	NR	NR	NR	NR	0°	
Reserve	0	±1	NR	NR	NR	NR	99	95	0°	±12
USAR	0	±1	NR	NR	NR	NR	98	99	0°	±7
USNR	0	±1	NR	NR	NR	NR	NR	NR	0°	
USMCR	0	±1	NR	NR	NR	NR	NR	NR	0°	
USAFR	0	±1	NR	NR	NR	NR	NR	NR	0°	
Enlisted	0	±1	NR	NR	88	NR	NR	93	0°	±14
E1-E4	0	±1	NR	NR	NR	NR	NR	NR	0°	±0
E1-E3	0	±1	NR	NR	NR	NR	NR	NR	0°	
E4	0	±1	NR	NR	NR	NR	NR	NR	0°	±0
E5-E9	0	±1	NR	NR	NR	NR	98	91	0°	±15
Officers	0	±1	NR	NR	NR	NR	NR	NR	0°	
O1-O3	0	±1	NR	NR	NR	NR	NR	NR	0°	
O4-O6	NA		NA	NA	NA	NA	NA	NA	NA	
W1-W5	NA		NA	NA	NA	NA	NA	NA	NA	
Reserve Unit	0	±1	NR	NR	88	NR	NR	94	0°	±15
AGR/FTS/AR	0	±1	NR	NR	NR	NR	NR	NR	0°	±0
IMA	NA		NA	NA	NA	NA	NA	NA	NA	
Non-Hispanic White	0	±1	NR	NR	NR	NR	NR	92	0°	±15
Total Minority	0	±1	NR	NR	NR	NR	NR	NR	0°	±0
FEMALES	0	±1	NR	NR	NR	NR	NR	90	0°	±15
Enlisted	0	±1	NR	NR	NR	NR	NR	89	0°	±16
E1-E4	0	±1	NR	NR	NR	NR	NR	NR	0°	±0
E5-E9	0	±1	NR	NR	NR	NR	NR	NR	0°	±0
Officers	0	±1	NR	NR	NR	NR	NR	NR	0°	
O1-O3	0	±1	NR	NR	NR	NR	NR	NR	0°	
O4-O6	NA		NA	NA	NA	NA	NA	NA	NA	
Reserve Unit	0	±1	NR	NR	NR	NR	NR	NR	0°	±0
AGR/FTS/AR	0	±1	NR	NR	NR	NR	NR	NR	0°	±0
IMA	NA		NA	NA	NA	NA	NA	NA	NA	
Non-Hispanic White	0	±1	NR	NR	NR	NR	NR	NR	0°	±0
Total Minority	0	±1	NR	NR	NR	NR	NR	NR	0°	±0
Experienced SH	1	±1	NR	NR	NR	NR	NR	90	0°	±15
Experienced GD	1	±1	NR	NR	92	NR	NR	NR	0°	±14
Not Experienced SH/GD	NA		NA	NA	NA	NA	NA	NA	NA	
Experienced SA	5	±2	NR	NR	NR	NR	NR	90	0°	±15
Not Experienced SA	NA		NA	NA	NA	NA	NA	NA	NA	

Note. Percent responding are Reserve component members who answered the question, who indicated they experienced a sexual assault, including meeting the legal criteria to be considered a sexual assault, who confirmed the experiences happened within the past 12 months (Q67-Q160); who made a report (Q179); who indicated experiencing potential ostracism and/or potential maltreatment as a result of their report of sexual assault (Q192); who believed that the person(s) who took these actions knew or suspected they made an official (unrestricted or restricted) sexual assault report (Q194); and who believed the individual(s) were trying to discourage them from moving forward with the report, or discourage others from reporting, were trying to make them feel excluded, or were trying to abuse or humiliate them (Q195). Members were allowed to mark more than one option, and therefore, the sum of subitems does not equal 100%.

NR: Not reportable

° Response option never endorsed.

NA: Not applicable




196. Continued	Percent Responding		Percentages							Max ME
			a	b	c	d	e	f	g	
National Guard	0	±1	NR	NR	NR	NR	NR	NR	0°	±0
ARNG	0	±1	NR	NR	NR	NR	NR	NR	0°	±0
Enlisted	0	±1	NR	NR	NR	NR	NR	NR	0°	±0
Officers	0	±1	NR	NR	NR	NR	NR	NR	0°	
ANG	0	±1	NR	NR	NR	NR	NR	NR	0°	
Enlisted	0	±1	NR	NR	NR	NR	NR	NR	0°	
Officers	NA		NA	NA	NA	NA	NA	NA	NA	
Reserve	0	±1	NR	NR	NR	NR	NR	NR	0°	±0
USAR	0	±1	NR	NR	NR	NR	NR	NR	0°	±0
Enlisted	0	±1	NR	NR	NR	NR	NR	NR	0°	±0
Officers	0	±1	NR	NR	NR	NR	NR	NR	0°	
USNR	0	±1	NR	NR	NR	NR	NR	NR	0°	
Enlisted	0	±1	NR	NR	NR	NR	NR	NR	0°	
Officers	NA		NA	NA	NA	NA	NA	NA	NA	
USMCR	NA		NA	NA	NA	NA	NA	NA	NA	
USAFR	0	±1	NR	NR	NR	NR	NR	NR	0°	
Enlisted	0	±1	NR	NR	NR	NR	NR	NR	0°	
Officers	NA		NA	NA	NA	NA	NA	NA	NA	
MALES	0	±1	NR	NR	NR	NR	NR	NR	0°	±0
Enlisted	0	±1	NR	NR	NR	NR	NR	NR	0°	±0
E1–E4	0	±1	NR	NR	NR	NR	NR	NR	0°	
E5–E9	0	±1	NR	NR	NR	NR	NR	NR	0°	
Officers	NA		NA	NA	NA	NA	NA	NA	NA	
O1–O3	NA		NA	NA	NA	NA	NA	NA	NA	
O4–O6	NA		NA	NA	NA	NA	NA	NA	NA	
Reserve Unit	0	±1	NR	NR	NR	NR	NR	NR	0°	±0
AGR/FTS/AR	0	±1	NR	NR	NR	NR	NR	NR	0°	
IMA	NA		NA	NA	NA	NA	NA	NA	NA	
Non-Hispanic White	0	±1	NR	NR	NR	NR	NR	NR	0°	±0
Total Minority	0	±1	NR	NR	NR	NR	NR	NR	0°	
Experienced SH	1	±1	NR	NR	NR	NR	NR	NR	0°	±0
Experienced GD	0	±1	NR	NR	NR	NR	NR	NR	0°	
Not Experienced SH/GD	NA		NA	NA	NA	NA	NA	NA	NA	
Experienced SA	5	±4	NR	NR	NR	NR	NR	NR	0°	±0
Not Experienced SA	NA		NA	NA	NA	NA	NA	NA	NA	
National Guard	0	±1	NR	NR	NR	NR	NR	NR	0°	
ARNG	0	±1	NR	NR	NR	NR	NR	NR	0°	
Enlisted	0	±1	NR	NR	NR	NR	NR	NR	0°	
Officers	NA		NA	NA	NA	NA	NA	NA	NA	
ANG	NA		NA	NA	NA	NA	NA	NA	NA	
Enlisted	NA		NA	NA	NA	NA	NA	NA	NA	
Officers	NA		NA	NA	NA	NA	NA	NA	NA	
Reserve	0	±1	NR	NR	NR	NR	NR	NR	0°	±0
USAR	0	±1	NR	NR	NR	NR	NR	NR	0°	
Enlisted	0	±1	NR	NR	NR	NR	NR	NR	0°	
Officers	NA		NA	NA	NA	NA	NA	NA	NA	
USNR	NA		NA	NA	NA	NA	NA	NA	NA	
Enlisted	NA		NA	NA	NA	NA	NA	NA	NA	
Officers	NA		NA	NA	NA	NA	NA	NA	NA	
USMCR	0	±1	NR	NR	NR	NR	NR	NR	0°	
Enlisted	0	±1	NR	NR	NR	NR	NR	NR	0°	
Officers	NA		NA	NA	NA	NA	NA	NA	NA	
USAFR	0	±1	NR	NR	NR	NR	NR	NR	0°	
Enlisted	0	±1	NR	NR	NR	NR	NR	NR	0°	
Officers	NA		NA	NA	NA	NA	NA	NA	NA	

NR: Not reportable

° Response option never endorsed.

NA: Not applicable

197. Did any of the actions you marked involve social media (for example, Facebook, Twitter; prior questions indicated the member met criteria for Perceived Ostracism or Perceived Maltreatment)?

	Percent Responding		Percentages	Max ME	Percentage Reporting Yes
			Yes		
TOTAL DOD	0	±1	14	±14	
National Guard	0	±1	NR		
ARNG	0	±1	NR		
ANG	0	±1	NR		
Reserve	0	±1	NR		
USAR	0	±1	NR		
USNR	0	±1	NR		
USMCR	0	±1	NR		
USAFR	0	±1	NR		
Enlisted	0	±1	15	±15	
E1-E4	0	±1	NR		
E1-E3	0	±1	NR		
E4	0	±1	NR		
E5-E9	0	±1	NR		
Officers	0	±1	NR		
O1-O3	0	±1	NR		
O4-O6	NA		NA		
W1-W5	NA		NA		
Reserve Unit	0	±1	13	±16	
AGR/FTS/AR	0	±1	NR		
IMA	NA		NA		
Non-Hispanic White	0	±1	NR		
Total Minority	0	±1	NR		
FEMALES	0	±1	NR		
Enlisted	0	±1	NR		
E1-E4	0	±1	NR		
E5-E9	0	±1	NR		
Officers	0	±1	NR		
O1-O3	0	±1	NR		
O4-O6	NA		NA		
Reserve Unit	0	±1	NR		
AGR/FTS/AR	0	±1	NR		
IMA	NA		NA		
Non-Hispanic White	0	±1	NR		
Total Minority	0	±1	NR		
Experienced SH	1	±1	NR		
Experienced GD	1	±1	NR		
Not Experienced SH/GD	NA		NA		
Experienced SA	5	±2	NR		
Not Experienced SA	NA		NA		

Note. Percent responding are Reserve component members who answered the question, who indicated they experienced a sexual assault, including meeting the legal criteria to be considered a sexual assault, who confirmed the experiences happened within the past 12 months (Q67-Q160); who made a report (Q179); who indicated experiencing potential ostracism and/or potential maltreatment as a result of their report of sexual assault (Q192); who believed that the person(s) who took these actions knew or suspected they made an official (unrestricted or restricted) sexual assault report (Q194); and who believed the individual(s) were trying to discourage them from moving forward with the report, or discourage others from reporting, were trying to make them feel excluded, or were trying to abuse or humiliate them (Q195).

NR: Not reportable

NA: Not applicable

197. Continued	Percent Responding		Percentages	Max ME	Percentage Reporting Yes
			Yes		
National Guard	0	±1	NR		
ARNG	0	±1	NR		
Enlisted	0	±1	NR		
Officers	0	±1	NR		
ANG	0	±1	NR		
Enlisted	0	±1	NR		
Officers	NA		NA		
Reserve	0	±1	NR		
USAR	0	±1	NR		
Enlisted	0	±1	NR		
Officers	0	±1	NR		
USNR	0	±1	NR		
Enlisted	0	±1	NR		
Officers	NA		NA		
USMCR	NA		NA		
USAFR	0	±1	NR		
Enlisted	0	±1	NR		
Officers	NA		NA		
MALES	0	±1	NR		
Enlisted	0	±1	NR		
E1–E4	0	±1	NR		
E5–E9	0	±1	NR		
Officers	NA		NA		
O1–O3	NA		NA		
O4–O6	NA		NA		
Reserve Unit	0	±1	NR		
AGR/FTS/AR	0	±1	NR		
IMA	NA		NA		
Non-Hispanic White	0	±1	NR		
Total Minority	0	±1	NR		
Experienced SH	1	±1	NR		
Experienced GD	0	±1	NR		
Not Experienced SH/GD	NA		NA		
Experienced SA	5	±4	NR		
Not Experienced SA	NA		NA		
National Guard	0	±1	NR		
ARNG	0	±1	NR		
Enlisted	0	±1	NR		
Officers	NA		NA		
ANG	NA		NA		
Enlisted	NA		NA		
Officers	NA		NA		
Reserve	0	±1	NR		
USAR	0	±1	NR		
Enlisted	0	±1	NR		
Officers	NA		NA		
USNR	NA		NA		
Enlisted	NA		NA		
Officers	NA		NA		
USMCR	0	±1	NR		
Enlisted	0	±1	NR		
Officers	NA		NA		
USAFR	0	±1	NR		
Enlisted	0	±1	NR		
Officers	NA		NA		

NR: Not reportable

NA: Not applicable

198. Thinking about all of the negative reactions you selected that were taken by military coworkers, peers, and/or leadership, did you... (prior questions indicated the member met criteria for Perceived Professional Reprisal and/or Perceived Ostracism/Maltreatment)

- a. Discuss these behaviors with your friends, family or coworkers? b. Discuss these behaviors with a professional (for example, chaplain, counselor, SARC, SVC/VLC)? c. Discuss these behaviors with a work supervisor or anyone up your chain of command?
- d. File a complaint (for example, with the Inspector General, Military Equal Opportunity Office, commander)? e. None of the above actions

	Percent Responding		Percentages					Max ME
			a	b	c	d	e	
TOTAL DOD	0	±1	88	NR	NR	NR	NR	±13
National Guard	0	±1	NR	NR	NR	NR	NR	
ARNG	0	±1	NR	NR	NR	NR	NR	
ANG	0	±1	NR	NR	NR	NR	NR	
Reserve	0	±1	NR	NR	NR	NR	NR	
USAR	0	±1	NR	NR	NR	NR	NR	
USNR	0	±1	NR	NR	NR	NR	NR	
USMCR	0	±1	NR	NR	NR	NR	NR	
USAFR	0	±1	NR	NR	NR	NR	NR	
Enlisted	0	±1	88	NR	NR	NR	NR	±14
E1-E4	0	±1	NR	NR	NR	NR	NR	
E1-E3	0	±1	NR	NR	NR	NR	NR	
E4	0	±1	NR	NR	NR	NR	NR	
E5-E9	0	±1	NR	NR	NR	NR	NR	
Officers	0	±1	NR	NR	NR	NR	NR	
O1-O3	0	±1	NR	NR	NR	NR	NR	
O4-O6	NA		NA	NA	NA	NA	NA	
W1-W5	NA		NA	NA	NA	NA	NA	
Reserve Unit	0	±1	88	NR	NR	NR	NR	±15
AGR/FTS/AR	0	±1	NR	NR	NR	NR	NR	
IMA	NA		NA	NA	NA	NA	NA	
Non-Hispanic White	0	±1	NR	NR	NR	24	NR	±18
Total Minority	0	±1	NR	NR	NR	NR	NR	
FEMALES	0	±1	79	70	NR	37	NR	±18
Enlisted	0	±1	NR	NR	NR	NR	NR	
E1-E4	0	±1	NR	NR	NR	NR	NR	
E5-E9	0	±1	NR	NR	NR	NR	NR	
Officers	0	±1	NR	NR	NR	NR	NR	
O1-O3	0	±1	NR	NR	NR	NR	NR	
O4-O6	NA		NA	NA	NA	NA	NA	
Reserve Unit	0	±1	NR	NR	NR	NR	NR	
AGR/FTS/AR	0	±1	NR	NR	NR	NR	NR	
IMA	NA		NA	NA	NA	NA	NA	
Non-Hispanic White	0	±1	NR	NR	NR	NR	NR	
Total Minority	0	±1	NR	NR	NR	NR	NR	
Experienced SH	1	±1	79	70	NR	37	NR	±18
Experienced GD	1	±1	NR	NR	NR	NR	NR	
Not Experienced SH/GD	NA		NA	NA	NA	NA	NA	
Experienced SA	6	±3	79	70	NR	37	NR	±18
Not Experienced SA	NA		NA	NA	NA	NA	NA	

Note. Percent responding are Reserve component members who answered the question, who indicated they experienced a sexual assault, including meeting the legal criteria to be considered a sexual assault, who confirmed the experiences happened within the past 12 months (Q67-Q160); who made a report (Q179); who indicated experiencing a behavior in line with potential professional reprisal from their leadership (Q187); who believed that the leadership actions experienced were only based on their report of sexual assault (Q188); and who believed their leadership was trying to get back at them for making a report (unrestricted or restricted), trying to discourage them from moving forward with the report, or were mad at the survivor for causing a problem for them (Q189) OR who indicated experiencing potential ostracism and/or potential maltreatment as a result of their report of sexual assault (Q192), who believed that the person(s) who took these actions knew or suspected they made an official (unrestricted or restricted) sexual assault report (Q194), and who believed the individual(s) were trying to discourage them from moving forward with the report, or discourage others from reporting, were trying to make them feel excluded, or were trying to abuse or humiliate them (Q196). Members were allowed to mark more than one option, and therefore, the sum of subitems does not equal 100%.

NR: Not reportable

NA: Not applicable

198. Continued	Percent Responding		Percentages					Max ME
			a	b	c	d	e	
National Guard	0	±1	NR	NR	NR	NR	NR	
ARNG	0	±1	NR	NR	NR	NR	NR	
Enlisted	0	±1	NR	NR	NR	NR	NR	
Officers	0	±1	NR	NR	NR	NR	NR	
ANG	0	±1	NR	NR	NR	NR	NR	
Enlisted	0	±1	NR	NR	NR	NR	NR	
Officers	NA		NA	NA	NA	NA	NA	
Reserve	0	±1	NR	NR	NR	NR	NR	
USAR	0	±1	NR	NR	NR	NR	NR	
Enlisted	0	±1	NR	NR	NR	NR	NR	
Officers	0	±1	NR	NR	NR	NR	NR	
USNR	0	±1	NR	NR	NR	NR	NR	
Enlisted	0	±1	NR	NR	NR	NR	NR	
Officers	NA		NA	NA	NA	NA	NA	
USMCR	NA		NA	NA	NA	NA	NA	
USAFR	0	±1	NR	NR	NR	NR	NR	
Enlisted	0	±1	NR	NR	NR	NR	NR	
Officers	NA		NA	NA	NA	NA	NA	
MALES	0	±1	NR	NR	NR	NR	NR	
Enlisted	0	±1	NR	NR	NR	NR	NR	
E1–E4	0	±1	NR	NR	NR	NR	NR	
E5–E9	0	±1	NR	NR	NR	NR	NR	
Officers	NA		NA	NA	NA	NA	NA	
O1–O3	NA		NA	NA	NA	NA	NA	
O4–O6	NA		NA	NA	NA	NA	NA	
Reserve Unit	0	±1	NR	NR	NR	NR	NR	
AGR/FTS/AR	0	±1	NR	NR	NR	NR	NR	
IMA	NA		NA	NA	NA	NA	NA	
Non-Hispanic White	0	±1	NR	NR	NR	NR	NR	
Total Minority	0	±1	NR	NR	NR	NR	NR	
Experienced SH	1	±1	NR	NR	NR	NR	NR	
Experienced GD	0	±1	NR	NR	NR	NR	NR	
Not Experienced SH/GD	NA		NA	NA	NA	NA	NA	
Experienced SA	6	±5	NR	NR	NR	NR	NR	
Not Experienced SA	NA		NA	NA	NA	NA	NA	
National Guard	0	±1	NR	NR	NR	NR	NR	
ARNG	0	±1	NR	NR	NR	NR	NR	
Enlisted	0	±1	NR	NR	NR	NR	NR	
Officers	NA		NA	NA	NA	NA	NA	
ANG	NA		NA	NA	NA	NA	NA	
Enlisted	NA		NA	NA	NA	NA	NA	
Officers	NA		NA	NA	NA	NA	NA	
Reserve	0	±1	NR	NR	NR	NR	NR	
USAR	0	±1	NR	NR	NR	NR	NR	
Enlisted	0	±1	NR	NR	NR	NR	NR	
Officers	NA		NA	NA	NA	NA	NA	
USNR	NA		NA	NA	NA	NA	NA	
Enlisted	NA		NA	NA	NA	NA	NA	
Officers	NA		NA	NA	NA	NA	NA	
USMCR	0	±1	NR	NR	NR	NR	NR	
Enlisted	0	±1	NR	NR	NR	NR	NR	
Officers	NA		NA	NA	NA	NA	NA	
USAFR	0	±1	NR	NR	NR	NR	NR	
Enlisted	0	±1	NR	NR	NR	NR	NR	
Officers	NA		NA	NA	NA	NA	NA	

NR: Not reportable

NA: Not applicable

198. Thinking about all of the negative reactions you selected that were taken by military coworkers, peers, and/or leadership, did you... (prior questions indicated the member met criteria for Perceived Professional Reprisal). Constructed from Q187, Q188, Q189, and Q198.

- a. Discuss these behaviors with your friends, family or coworkers? b. Discuss these behaviors with a professional (for example, chaplain, counselor, SARC, SVC/VLC)? c. Discuss these behaviors with a work supervisor or anyone up your chain of command?
- d. File a complaint (for example, with the Inspector General, Military Equal Opportunity Office, commander)? e. None of the above actions

	Percent Responding		Percentages					Max ME
			a	b	c	d	e	
TOTAL DOD	0	±1	NR	NR	NR	NR	0°	±0
National Guard	0	±1	NR	NR	NR	NR	0°	±0
ARNG	0	±1	NR	NR	NR	NR	0°	±0
ANG	0	±1	NR	NR	NR	NR	0°	
Reserve	0	±1	NR	NR	NR	NR	0°	±0
USAR	0	±1	NR	NR	NR	NR	0°	±0
USNR	0	±1	NR	NR	NR	NR	0°	
USMCR	0	±1	NR	NR	NR	NR	0°	
USAFR	0	±1	NR	NR	NR	NR	0°	
Enlisted	0	±1	NR	NR	NR	NR	0°	±0
E1-E4	0	±1	NR	NR	NR	NR	0°	±0
E1-E3	0	±1	NR	NR	NR	NR	0°	
E4	0	±1	NR	NR	NR	NR	0°	±0
E5-E9	0	±1	97	NR	NR	NR	0°	±9
Officers	0	±1	NR	NR	NR	NR	0°	
O1-O3	0	±1	NR	NR	NR	NR	0°	
O4-O6	NA		NA	NA	NA	NA	NA	
W1-W5	NA		NA	NA	NA	NA	NA	
Reserve Unit	0	±1	NR	NR	NR	NR	0°	±0
AGR/FTS/AR	0	±1	NR	NR	NR	NR	0°	±0
IMA	NA		NA	NA	NA	NA	NA	
Non-Hispanic White	0	±1	NR	NR	NR	NR	0°	±0
Total Minority	0	±1	NR	NR	NR	NR	0°	±0
FEMALES	0	±1	NR	NR	NR	NR	0°	±0
Enlisted	0	±1	NR	NR	NR	NR	0°	±0
E1-E4	0	±1	NR	NR	NR	NR	0°	±0
E5-E9	0	±1	94	NR	NR	NR	0°	±13
Officers	0	±1	NR	NR	NR	NR	0°	
O1-O3	0	±1	NR	NR	NR	NR	0°	
O4-O6	NA		NA	NA	NA	NA	NA	
Reserve Unit	0	±1	NR	NR	NR	NR	0°	±0
AGR/FTS/AR	0	±1	NR	NR	NR	NR	0°	
IMA	NA		NA	NA	NA	NA	NA	
Non-Hispanic White	0	±1	NR	NR	NR	NR	0°	±0
Total Minority	0	±1	NR	NR	NR	NR	0°	
Experienced SH	1	±1	NR	NR	NR	NR	0°	±0
Experienced GD	1	±1	NR	NR	NR	NR	0°	±0
Not Experienced SH/GD	NA		NA	NA	NA	NA	NA	
Experienced SA	4	±2	NR	NR	NR	NR	0°	±0
Not Experienced SA	NA		NA	NA	NA	NA	NA	

Note. Percent responding are Reserve component members who answered the question, who indicated they experienced a sexual assault, including meeting the legal criteria to be considered a sexual assault, who confirmed the experiences happened within the past 12 months (Q67-Q160); who made a report (Q179); who indicated experiencing a behavior in line with potential professional reprisal from their leadership (Q187); who believed that the leadership actions experienced were only based on their report of sexual assault (Q188); and who believed their leadership was trying to get back at them for making a report (unrestricted or restricted), trying to discourage them from moving forward with the report, or were mad at the survivor for causing a problem for them (Q189). Members were allowed to mark more than one option, and therefore, the sum of subitems does not equal 100%.

NR: Not reportable

° Response option never endorsed.

NA: Not applicable

198. Continued	Percent Responding		Percentages					Max ME
			a	b	c	d	e	
National Guard	0	±1	NR	NR	NR	NR	0°	±0
ARNG	0	±1	NR	NR	NR	NR	0°	±0
Enlisted	0	±1	NR	NR	NR	NR	0°	±0
Officers	0	±1	NR	NR	NR	NR	0°	
ANG	0	±1	NR	NR	NR	NR	0°	
Enlisted	0	±1	NR	NR	NR	NR	0°	
Officers	NA		NA	NA	NA	NA	NA	
Reserve	0	±1	NR	NR	NR	NR	0°	±0
USAR	0	±1	NR	NR	NR	NR	0°	±0
Enlisted	0	±1	NR	NR	NR	NR	0°	±0
Officers	0	±1	NR	NR	NR	NR	0°	
USNR	0	±1	NR	NR	NR	NR	0°	
Enlisted	0	±1	NR	NR	NR	NR	0°	
Officers	NA		NA	NA	NA	NA	NA	
USMCR	NA		NA	NA	NA	NA	NA	
USAFR	0	±1	NR	NR	NR	NR	0°	
Enlisted	0	±1	NR	NR	NR	NR	0°	
Officers	NA		NA	NA	NA	NA	NA	
MALES	0	±1	NR	NR	NR	NR	0°	±0
Enlisted	0	±1	NR	NR	NR	NR	0°	±0
E1–E4	0	±1	NR	NR	NR	NR	0°	
E5–E9	0	±1	NR	NR	NR	NR	0°	
Officers	NA		NA	NA	NA	NA	NA	
O1–O3	NA		NA	NA	NA	NA	NA	
O4–O6	NA		NA	NA	NA	NA	NA	
Reserve Unit	0	±1	NR	NR	NR	NR	0°	
AGR/FTS/AR	0	±1	NR	NR	NR	NR	0°	
IMA	NA		NA	NA	NA	NA	NA	
Non-Hispanic White	0	±1	NR	NR	NR	NR	0°	
Total Minority	0	±1	NR	NR	NR	NR	0°	
Experienced SH	0	±1	NR	NR	NR	NR	0°	±0
Experienced GD	0	±1	NR	NR	NR	NR	0°	
Not Experienced SH/GD	NA		NA	NA	NA	NA	NA	
Experienced SA	3	±3	NR	NR	NR	NR	0°	±0
Not Experienced SA	NA		NA	NA	NA	NA	NA	
National Guard	0	±1	NR	NR	NR	NR	0°	
ARNG	0	±1	NR	NR	NR	NR	0°	
Enlisted	0	±1	NR	NR	NR	NR	0°	
Officers	NA		NA	NA	NA	NA	NA	
ANG	NA		NA	NA	NA	NA	NA	
Enlisted	NA		NA	NA	NA	NA	NA	
Officers	NA		NA	NA	NA	NA	NA	
Reserve	0	±1	NR	NR	NR	NR	0°	
USAR	0	±1	NR	NR	NR	NR	0°	
Enlisted	0	±1	NR	NR	NR	NR	0°	
Officers	NA		NA	NA	NA	NA	NA	
USNR	NA		NA	NA	NA	NA	NA	
Enlisted	NA		NA	NA	NA	NA	NA	
Officers	NA		NA	NA	NA	NA	NA	
USMCR	0	±1	NR	NR	NR	NR	0°	
Enlisted	0	±1	NR	NR	NR	NR	0°	
Officers	NA		NA	NA	NA	NA	NA	
USAFR	0	±1	NR	NR	NR	NR	0°	
Enlisted	0	±1	NR	NR	NR	NR	0°	
Officers	NA		NA	NA	NA	NA	NA	

NR: Not reportable

° Response option never endorsed.

NA: Not applicable

198. Thinking about all of the negative reactions you selected that were taken by military coworkers, peers, and/or leadership, did you... (prior questions indicated the member met criteria for Perceived Ostracism/Maltreatment). Constructed from Q192, Q194, Q195, and Q198.

- a. Discuss these behaviors with your friends, family or coworkers? b. Discuss these behaviors with a professional (for example, chaplain, counselor, SARC, SVC/VLC)? c. Discuss these behaviors with a work supervisor or anyone up your chain of command?
- d. File a complaint (for example, with the Inspector General, Military Equal Opportunity Office, commander)? e. None of the above actions

	Percent Responding		Percentages					Max ME
			a	b	c	d	e	
TOTAL DOD	0	±1	86	NR	NR	17	NR	±16
National Guard	0	±1	NR	NR	NR	NR	NR	
ARNG	0	±1	NR	NR	NR	NR	NR	
ANG	0	±1	NR	NR	NR	NR	NR	
Reserve	0	±1	NR	NR	NR	NR	NR	
USAR	0	±1	NR	NR	NR	NR	NR	
USNR	0	±1	NR	NR	NR	NR	NR	
USMCR	0	±1	NR	NR	NR	NR	NR	
USAFR	0	±1	NR	NR	NR	NR	NR	
Enlisted	0	±1	86	NR	NR	17	NR	±16
E1-E4	0	±1	NR	NR	NR	NR	NR	
E1-E3	0	±1	NR	NR	NR	NR	NR	
E4	0	±1	NR	NR	NR	NR	NR	
E5-E9	0	±1	NR	NR	NR	NR	NR	
Officers	0	±1	NR	NR	NR	NR	NR	
O1-O3	0	±1	NR	NR	NR	NR	NR	
O4-O6	NA		NA	NA	NA	NA	NA	
W1-W5	NA		NA	NA	NA	NA	NA	
Reserve Unit	0	±1	85	NR	NR	16	NR	±18
AGR/FTS/AR	0	±1	NR	NR	NR	NR	NR	
IMA	NA		NA	NA	NA	NA	NA	
Non-Hispanic White	0	±1	NR	NR	NR	16	NR	±15
Total Minority	0	±1	NR	NR	NR	NR	NR	
FEMALES	0	±1	NR	NR	NR	25	NR	±17
Enlisted	0	±1	NR	NR	NR	27	NR	±18
E1-E4	0	±1	NR	NR	NR	NR	NR	
E5-E9	0	±1	NR	NR	NR	NR	NR	
Officers	0	±1	NR	NR	NR	NR	NR	
O1-O3	0	±1	NR	NR	NR	NR	NR	
O4-O6	NA		NA	NA	NA	NA	NA	
Reserve Unit	0	±1	NR	NR	NR	NR	NR	
AGR/FTS/AR	0	±1	NR	NR	NR	NR	NR	
IMA	NA		NA	NA	NA	NA	NA	
Non-Hispanic White	0	±1	NR	NR	NR	NR	NR	
Total Minority	0	±1	NR	NR	NR	NR	NR	
Experienced SH	1	±1	NR	NR	NR	25	NR	±17
Experienced GD	1	±1	NR	NR	NR	NR	NR	
Not Experienced SH/GD	NA		NA	NA	NA	NA	NA	
Experienced SA	5	±2	NR	NR	NR	25	NR	±17
Not Experienced SA	NA		NA	NA	NA	NA	NA	

Note. Percent responding are Reserve component members who answered the question, who indicated they experienced a sexual assault, including meeting the legal criteria to be considered a sexual assault, who confirmed the experiences happened within the past 12 months (Q67-Q160); who made a report (Q179); who indicated experiencing potential ostracism and/or potential maltreatment as a result of their report of sexual assault (Q192); who believed that the person(s) who took these actions knew or suspected they made an official (unrestricted or restricted) sexual assault report (Q194); and who believed the individual(s) were trying to discourage them from moving forward with the report, or discourage others from reporting, were trying to make them feel excluded, or were trying to abuse or humiliate them (Q195). Members were allowed to mark more than one option, and therefore, the sum of subitems does not equal 100%.

NR: Not reportable

NA: Not applicable

198. Continued	Percent Responding		Percentages					Max ME
			a	b	c	d	e	
National Guard	0	±1	NR	NR	NR	NR	NR	
ARNG	0	±1	NR	NR	NR	NR	NR	
Enlisted	0	±1	NR	NR	NR	NR	NR	
Officers	0	±1	NR	NR	NR	NR	NR	
ANG	0	±1	NR	NR	NR	NR	NR	
Enlisted	0	±1	NR	NR	NR	NR	NR	
Officers	NA		NA	NA	NA	NA	NA	
Reserve	0	±1	NR	NR	NR	NR	NR	
USAR	0	±1	NR	NR	NR	NR	NR	
Enlisted	0	±1	NR	NR	NR	NR	NR	
Officers	0	±1	NR	NR	NR	NR	NR	
USNR	0	±1	NR	NR	NR	NR	NR	
Enlisted	0	±1	NR	NR	NR	NR	NR	
Officers	NA		NA	NA	NA	NA	NA	
USMCR	NA		NA	NA	NA	NA	NA	
USAFR	0	±1	NR	NR	NR	NR	NR	
Enlisted	0	±1	NR	NR	NR	NR	NR	
Officers	NA		NA	NA	NA	NA	NA	
MALES	0	±1	NR	NR	NR	NR	NR	
Enlisted	0	±1	NR	NR	NR	NR	NR	
E1–E4	0	±1	NR	NR	NR	NR	NR	
E5–E9	0	±1	NR	NR	NR	NR	NR	
Officers	NA		NA	NA	NA	NA	NA	
O1–O3	NA		NA	NA	NA	NA	NA	
O4–O6	NA		NA	NA	NA	NA	NA	
Reserve Unit	0	±1	NR	NR	NR	NR	NR	
AGR/FTS/AR	0	±1	NR	NR	NR	NR	NR	
IMA	NA		NA	NA	NA	NA	NA	
Non-Hispanic White	0	±1	NR	NR	NR	NR	NR	
Total Minority	0	±1	NR	NR	NR	NR	NR	
Experienced SH	1	±1	NR	NR	NR	NR	NR	
Experienced GD	0	±1	NR	NR	NR	NR	NR	
Not Experienced SH/GD	NA		NA	NA	NA	NA	NA	
Experienced SA	5	±4	NR	NR	NR	NR	NR	
Not Experienced SA	NA		NA	NA	NA	NA	NA	
National Guard	0	±1	NR	NR	NR	NR	NR	
ARNG	0	±1	NR	NR	NR	NR	NR	
Enlisted	0	±1	NR	NR	NR	NR	NR	
Officers	NA		NA	NA	NA	NA	NA	
ANG	NA		NA	NA	NA	NA	NA	
Enlisted	NA		NA	NA	NA	NA	NA	
Officers	NA		NA	NA	NA	NA	NA	
Reserve	0	±1	NR	NR	NR	NR	NR	
USAR	0	±1	NR	NR	NR	NR	NR	
Enlisted	0	±1	NR	NR	NR	NR	NR	
Officers	NA		NA	NA	NA	NA	NA	
USNR	NA		NA	NA	NA	NA	NA	
Enlisted	NA		NA	NA	NA	NA	NA	
Officers	NA		NA	NA	NA	NA	NA	
USMCR	0	±1	NR	NR	NR	NR	NR	
Enlisted	0	±1	NR	NR	NR	NR	NR	
Officers	NA		NA	NA	NA	NA	NA	
USAFR	0	±1	NR	NR	NR	NR	NR	
Enlisted	0	±1	NR	NR	NR	NR	NR	
Officers	NA		NA	NA	NA	NA	NA	

NR: Not reportable

NA: Not applicable

199. What actions were taken in response to your discussion with a supervisor/chain of command OR as a result of this complaint (prior questions indicated the member met criteria for Perceived Professional Reprisal and/or Perceived Ostracism/Maltreatment)?

- a. You got help dealing with the situation b. Your leadership took steps to address the situation c. The behavior(s) stopped on their own
 d. The situation continued or got worse for you e. You were told/encouraged to drop the issue f. You are not aware of any action taken by the person that you told

	Percent Responding		Percentages						Max ME
			a	b	c	d	e	f	
TOTAL DOD	0	±1	NR	NR	0°	NR	73	22	±18
National Guard	0	±1	NR	NR	0°	NR	NR	NR	±0
ARNG	0	±1	NR	NR	0°	NR	NR	NR	±0
ANG	0	±1	NR	NR	0°	NR	NR	NR	
Reserve	0	±1	NR	NR	0°	NR	NR	NR	±0
USAR	0	±1	NR	NR	0°	NR	NR	NR	±0
USNR	0	±1	NR	NR	0°	NR	NR	NR	
USMCR	0	±1	NR	NR	0°	NR	NR	NR	
USAFR	0	±1	NR	NR	0°	NR	NR	NR	
Enlisted	0	±1	NR	NR	0°	NR	NR	22	±17
E1-E4	0	±1	NR	NR	0°	NR	NR	NR	±0
E1-E3	0	±1	NR	NR	0°	NR	NR	NR	
E4	0	±1	NR	NR	0°	NR	NR	NR	±0
E5-E9	0	±1	NR	NR	0°	NR	NR	NR	±0
Officers	0	±1	NR	NR	0°	NR	NR	NR	
O1-O3	0	±1	NR	NR	0°	NR	NR	NR	
O4-O6	NA		NA	NA	NA	NA	NA	NA	
W1-W5	NA		NA	NA	NA	NA	NA	NA	
Reserve Unit	0	±1	NR	NR	0°	NR	NR	18	±17
AGR/FTS/AR	0	±1	NR	NR	0°	NR	NR	NR	±0
IMA	NA		NA	NA	NA	NA	NA	NA	
Non-Hispanic White	0	±1	NR	NR	0°	NR	NR	NR	±0
Total Minority	0	±1	NR	NR	0°	NR	NR	NR	±0
FEMALES	0	±1	NR	NR	0°	NR	NR	NR	±0
Enlisted	0	±1	NR	NR	0°	NR	NR	NR	±0
E1-E4	0	±1	NR	NR	0°	NR	NR	NR	±0
E5-E9	0	±1	6	NR	0°	NR	NR	NR	±12
Officers	0	±1	NR	NR	0°	NR	NR	NR	
O1-O3	0	±1	NR	NR	0°	NR	NR	NR	
O4-O6	NA		NA	NA	NA	NA	NA	NA	
Reserve Unit	0	±1	NR	NR	0°	NR	NR	NR	±0
AGR/FTS/AR	0	±1	NR	NR	0°	NR	NR	NR	
IMA	NA		NA	NA	NA	NA	NA	NA	
Non-Hispanic White	0	±1	NR	NR	0°	NR	NR	NR	±0
Total Minority	0	±1	NR	NR	0°	NR	NR	NR	±0
Experienced SH	1	±1	NR	NR	0°	NR	NR	NR	±0
Experienced GD	1	±1	NR	NR	0°	NR	NR	NR	±0
Not Experienced SH/GD	NA		NA	NA	NA	NA	NA	NA	
Experienced SA	4	±2	NR	NR	0°	NR	NR	NR	±0
Not Experienced SA	NA		NA	NA	NA	NA	NA	NA	

Note. Percent responding are Reserve component members who answered the question, who indicated they experienced a sexual assault, including meeting the legal criteria to be considered a sexual assault, who confirmed the experiences happened within the past 12 months (Q67-Q160); who made a report (Q179); who indicated experiencing a behavior in line with potential professional reprisal from their leadership (Q187); who believed that the leadership actions experienced were only based on their report of sexual assault (Q188); and who believed their leadership was trying to get back at them for making a report (unrestricted or restricted), trying to discourage them from moving forward with the report, or were mad at the survivor for causing a problem for them (Q189) OR who indicated experiencing potential ostracism and/or potential maltreatment as a result of their report of sexual assault (Q192), who believed that the person(s) who took these actions knew or suspected they made an official (unrestricted or restricted) sexual assault report (Q194), who believed the individual(s) were trying to discourage them from moving forward with the report, or discourage others from reporting, were trying to make them feel excluded, or were trying to abuse or humiliate them (Q195), and discussed these behaviors with a work supervisor or anyone up their chain of command or filed a complaint (Q198). Members were allowed to mark more than one option, and therefore, the sum of subitems does not equal 100%.

NR: Not reportable

° Response option never endorsed.

NA: Not applicable

199. Continued	Percent Responding		Percentages						Max ME
			a	b	c	d	e	f	
National Guard	0	±1	NR	NR	0°	NR	NR	NR	±0
ARNG	0	±1	NR	NR	0°	NR	NR	NR	±0
Enlisted	0	±1	NR	NR	0°	NR	NR	NR	±0
Officers	0	±1	NR	NR	0°	NR	NR	NR	
ANG	0	±1	NR	NR	0°	NR	NR	NR	
Enlisted	0	±1	NR	NR	0°	NR	NR	NR	
Officers	NA		NA	NA	NA	NA	NA	NA	
Reserve	0	±1	NR	NR	0°	NR	NR	NR	±0
USAR	0	±1	NR	NR	0°	NR	NR	NR	±0
Enlisted	0	±1	NR	NR	0°	NR	NR	NR	±0
Officers	0	±1	NR	NR	0°	NR	NR	NR	
USNR	0	±1	NR	NR	0°	NR	NR	NR	
Enlisted	0	±1	NR	NR	0°	NR	NR	NR	
Officers	NA		NA	NA	NA	NA	NA	NA	
USMCR	NA		NA	NA	NA	NA	NA	NA	
USAFR	0	±1	NR	NR	0°	NR	NR	NR	
Enlisted	0	±1	NR	NR	0°	NR	NR	NR	
Officers	NA		NA	NA	NA	NA	NA	NA	
MALES	0	±1	NR	NR	0°	NR	NR	NR	±0
Enlisted	0	±1	NR	NR	0°	NR	NR	NR	±0
E1–E4	0	±1	NR	NR	0°	NR	NR	NR	
E5–E9	0	±1	NR	NR	0°	NR	NR	NR	
Officers	NA		NA	NA	NA	NA	NA	NA	
O1–O3	NA		NA	NA	NA	NA	NA	NA	
O4–O6	NA		NA	NA	NA	NA	NA	NA	
Reserve Unit	0	±1	NR	NR	0°	NR	NR	NR	±0
AGR/FTS/AR	0	±1	NR	NR	0°	NR	NR	NR	
IMA	NA		NA	NA	NA	NA	NA	NA	
Non-Hispanic White	0	±1	NR	NR	0°	NR	NR	NR	
Total Minority	0	±1	NR	NR	0°	NR	NR	NR	
Experienced SH	1	±1	NR	NR	0°	NR	NR	NR	±0
Experienced GD	0	±1	NR	NR	0°	NR	NR	NR	
Not Experienced SH/GD	NA		NA	NA	NA	NA	NA	NA	
Experienced SA	4	±4	NR	NR	0°	NR	NR	NR	±0
Not Experienced SA	NA		NA	NA	NA	NA	NA	NA	
National Guard	0	±1	NR	NR	0°	NR	NR	NR	
ARNG	0	±1	NR	NR	0°	NR	NR	NR	
Enlisted	0	±1	NR	NR	0°	NR	NR	NR	
Officers	NA		NA	NA	NA	NA	NA	NA	
ANG	NA		NA	NA	NA	NA	NA	NA	
Enlisted	NA		NA	NA	NA	NA	NA	NA	
Officers	NA		NA	NA	NA	NA	NA	NA	
Reserve	0	±1	NR	NR	0°	NR	NR	NR	
USAR	0	±1	NR	NR	0°	NR	NR	NR	
Enlisted	0	±1	NR	NR	0°	NR	NR	NR	
Officers	NA		NA	NA	NA	NA	NA	NA	
USNR	NA		NA	NA	NA	NA	NA	NA	
Enlisted	NA		NA	NA	NA	NA	NA	NA	
Officers	NA		NA	NA	NA	NA	NA	NA	
USMCR	0	±1	NR	NR	0°	NR	NR	NR	
Enlisted	0	±1	NR	NR	0°	NR	NR	NR	
Officers	NA		NA	NA	NA	NA	NA	NA	
USAFR	0	±1	NR	NR	0°	NR	NR	NR	
Enlisted	0	±1	NR	NR	0°	NR	NR	NR	
Officers	NA		NA	NA	NA	NA	NA	NA	

NR: Not reportable

° Response option never endorsed.

NA: Not applicable

199. What actions were taken in response to your discussion with a supervisor/chain of command OR as a result of this complaint (prior questions indicated the member met criteria for Perceived Professional Reprisal)? Constructed from Q187, Q188, Q189, Q198, and Q199.

- a. You got help dealing with the situation b. Your leadership took steps to address the situation c. The behavior(s) stopped on their own
 d. The situation continued or got worse for you e. You were told/encouraged to drop the issue f. You are not aware of any action taken by the person that you told

	Percent Responding		Percentages						Max ME
			a	b	c	d	e	f	
TOTAL DOD	0	±1	NR	NR	0°	NR	NR	NR	±0
National Guard	0	±1	NR	NR	0°	NR	NR	NR	±0
ARNG	0	±1	NR	NR	0°	NR	NR	2	±8
ANG	0	±1	NR	NR	0°	NR	NR	NR	
Reserve	0	±1	NR	NR	0°	NR	NR	NR	±0
USAR	0	±1	NR	NR	0°	NR	NR	NR	±0
USNR	0	±1	NR	NR	0°	NR	NR	NR	
USMCR	0	±1	NR	NR	0°	NR	NR	NR	
USAFR	0	±1	NR	NR	0°	NR	NR	NR	
Enlisted	0	±1	NR	NR	0°	NR	NR	NR	±0
E1-E4	0	±1	NR	NR	0°	NR	NR	NR	±0
E1-E3	0	±1	NR	NR	0°	NR	NR	NR	
E4	0	±1	NR	NR	0°	NR	NR	NR	
E5-E9	0	±1	NR	NR	0°	NR	NR	NR	±0
Officers	0	±1	NR	NR	0°	NR	NR	NR	
O1-O3	0	±1	NR	NR	0°	NR	NR	NR	
O4-O6	NA		NA	NA	NA	NA	NA	NA	
W1-W5	NA		NA	NA	NA	NA	NA	NA	
Reserve Unit	0	±1	NR	NR	0°	NR	NR	NR	±0
AGR/FTS/AR	0	±1	NR	NR	0°	NR	NR	NR	
IMA	NA		NA	NA	NA	NA	NA	NA	
Non-Hispanic White	0	±1	NR	NR	0°	NR	NR	NR	±0
Total Minority	0	±1	NR	NR	0°	NR	NR	NR	±0
FEMALES	0	±1	NR	NR	0°	NR	NR	NR	±0
Enlisted	0	±1	NR	NR	0°	NR	NR	NR	±0
E1-E4	0	±1	NR	NR	0°	NR	NR	NR	±0
E5-E9	0	±1	NR	NR	0°	NR	NR	NR	±0
Officers	0	±1	NR	NR	0°	NR	NR	NR	
O1-O3	0	±1	NR	NR	0°	NR	NR	NR	
O4-O6	NA		NA	NA	NA	NA	NA	NA	
Reserve Unit	0	±1	NR	NR	0°	NR	NR	NR	±0
AGR/FTS/AR	0	±1	NR	NR	0°	NR	NR	NR	
IMA	NA		NA	NA	NA	NA	NA	NA	
Non-Hispanic White	0	±1	NR	NR	0°	NR	NR	NR	±0
Total Minority	0	±1	NR	NR	0°	NR	NR	NR	
Experienced SH	1	±1	NR	NR	0°	NR	NR	NR	±0
Experienced GD	0	±1	NR	NR	0°	NR	NR	NR	±0
Not Experienced SH/GD	NA		NA	NA	NA	NA	NA	NA	
Experienced SA	3	±2	NR	NR	0°	NR	NR	NR	±0
Not Experienced SA	NA		NA	NA	NA	NA	NA	NA	

Note. Percent responding are Reserve component members who answered the question, who indicated they experienced a sexual assault, including meeting the legal criteria to be considered a sexual assault, who confirmed the experiences happened within the past 12 months (Q67-Q160); who made a report (Q179); who indicated experiencing a behavior in line with potential professional reprisal from their leadership (Q187); who believed that the leadership actions experienced were only based on their report of sexual assault (Q188); who believed their leadership was trying to get back at them for making a report (unrestricted or restricted), trying to discourage them from moving forward with the report, or were mad at the survivor for causing a problem for them (Q189); and who discussed these behaviors with a work supervisor or anyone up their chain of command or filed a complaint (Q198). Members were allowed to mark more than one option, and therefore, the sum of subitems does not equal 100%.

NR: Not reportable

° Response option never endorsed.

NA: Not applicable

199. Continued	Percent Responding		Percentages						Max ME
			a	b	c	d	e	f	
National Guard	0	±1	NR	NR	0°	NR	NR	NR	±0
ARNG	0	±1	NR	NR	0°	NR	NR	NR	±0
Enlisted	0	±1	NR	NR	0°	NR	NR	NR	±0
Officers	0	±1	NR	NR	0°	NR	NR	NR	
ANG	0	±1	NR	NR	0°	NR	NR	NR	
Enlisted	0	±1	NR	NR	0°	NR	NR	NR	
Officers	NA		NA	NA	NA	NA	NA	NA	
Reserve	0	±1	NR	NR	0°	NR	NR	NR	±0
USAR	0	±1	NR	NR	0°	NR	NR	NR	±0
Enlisted	0	±1	NR	NR	0°	NR	NR	NR	±0
Officers	0	±1	NR	NR	0°	NR	NR	NR	
USNR	0	±1	NR	NR	0°	NR	NR	NR	
Enlisted	0	±1	NR	NR	0°	NR	NR	NR	
Officers	NA		NA	NA	NA	NA	NA	NA	
USMCR	NA		NA	NA	NA	NA	NA	NA	
USAFR	0	±1	NR	NR	0°	NR	NR	NR	
Enlisted	0	±1	NR	NR	0°	NR	NR	NR	
Officers	NA		NA	NA	NA	NA	NA	NA	
MALES	0	±1	NR	NR	0°	NR	NR	NR	
Enlisted	0	±1	NR	NR	0°	NR	NR	NR	
E1–E4	0	±1	NR	NR	0°	NR	NR	NR	
E5–E9	0	±1	NR	NR	0°	NR	NR	NR	
Officers	NA		NA	NA	NA	NA	NA	NA	
O1–O3	NA		NA	NA	NA	NA	NA	NA	
O4–O6	NA		NA	NA	NA	NA	NA	NA	
Reserve Unit	0	±1	NR	NR	0°	NR	NR	NR	
AGR/FTS/AR	0	±1	NR	NR	0°	NR	NR	NR	
IMA	NA		NA	NA	NA	NA	NA	NA	
Non-Hispanic White	0	±1	NR	NR	0°	NR	NR	NR	
Total Minority	0	±1	NR	NR	0°	NR	NR	NR	
Experienced SH	0	±1	NR	NR	0°	NR	NR	NR	
Experienced GD	0	±1	NR	NR	0°	NR	NR	NR	
Not Experienced SH/GD	NA		NA	NA	NA	NA	NA	NA	
Experienced SA	2	±2	NR	NR	0°	NR	NR	NR	
Not Experienced SA	NA		NA	NA	NA	NA	NA	NA	
National Guard	0	±1	NR	NR	0°	NR	NR	NR	
ARNG	0	±1	NR	NR	0°	NR	NR	NR	
Enlisted	0	±1	NR	NR	0°	NR	NR	NR	
Officers	NA		NA	NA	NA	NA	NA	NA	
ANG	NA		NA	NA	NA	NA	NA	NA	
Enlisted	NA		NA	NA	NA	NA	NA	NA	
Officers	NA		NA	NA	NA	NA	NA	NA	
Reserve	0	±1	NR	NR	0°	NR	NR	NR	
USAR	0	±1	NR	NR	0°	NR	NR	NR	
Enlisted	0	±1	NR	NR	0°	NR	NR	NR	
Officers	NA		NA	NA	NA	NA	NA	NA	
USNR	NA		NA	NA	NA	NA	NA	NA	
Enlisted	NA		NA	NA	NA	NA	NA	NA	
Officers	NA		NA	NA	NA	NA	NA	NA	
USMCR	0	±1	NR	NR	0°	NR	NR	NR	
Enlisted	0	±1	NR	NR	0°	NR	NR	NR	
Officers	NA		NA	NA	NA	NA	NA	NA	
USAFR	0	±1	NR	NR	0°	NR	NR	NR	
Enlisted	0	±1	NR	NR	0°	NR	NR	NR	
Officers	NA		NA	NA	NA	NA	NA	NA	

NR: Not reportable

° Response option never endorsed.

NA: Not applicable

199. What actions were taken in response to your discussion with a supervisor/chain of command OR as a result of this complaint (prior questions indicated the member met criteria for Perceived Ostracism/Maltreatment)? Constructed from Q192, Q194, Q195, Q198, and Q199.

- a. You got help dealing with the situation b. Your leadership took steps to address the situation c. The behavior(s) stopped on their own
 d. The situation continued or got worse for you e. You were told/encouraged to drop the issue f. You are not aware of any action taken by the person that you told

	Percent Responding		Percentages						Max ME
			a	b	c	d	e	f	
TOTAL DOD	0	±1	NR	NR	0°	NR	NR	NR	±0
National Guard	0	±1	NR	NR	0°	NR	NR	NR	±0
ARNG	0	±1	NR	NR	0°	NR	NR	NR	±0
ANG	0	±1	NR	NR	0°	NR	NR	NR	
Reserve	0	±1	NR	2	0°	NR	NR	NR	±8
USAR	0	±1	NR	NR	0°	NR	NR	NR	±0
USNR	0	±1	NR	NR	0°	NR	NR	NR	
USMCR	0	±1	NR	NR	0°	NR	NR	NR	
USAFR	0	±1	NR	NR	0°	NR	NR	NR	
Enlisted	0	±1	NR	NR	0°	NR	NR	NR	±0
E1-E4	0	±1	NR	NR	0°	NR	NR	NR	±0
E1-E3	0	±1	NR	NR	0°	NR	NR	NR	
E4	0	±1	NR	NR	0°	NR	NR	NR	±0
E5-E9	0	±1	NR	6	0°	NR	NR	NR	±12
Officers	0	±1	NR	NR	0°	NR	NR	NR	
O1-O3	0	±1	NR	NR	0°	NR	NR	NR	
O4-O6	NA		NA	NA	NA	NA	NA	NA	
W1-W5	NA		NA	NA	NA	NA	NA	NA	
Reserve Unit	0	±1	NR	NR	0°	NR	NR	NR	±0
AGR/FTS/AR	0	±1	NR	NR	0°	NR	NR	NR	±0
IMA	NA		NA	NA	NA	NA	NA	NA	
Non-Hispanic White	0	±1	NR	NR	0°	NR	NR	NR	±0
Total Minority	0	±1	NR	NR	0°	NR	NR	NR	±0
FEMALES	0	±1	NR	NR	0°	NR	NR	NR	±0
Enlisted	0	±1	NR	NR	0°	NR	NR	NR	±0
E1-E4	0	±1	NR	NR	0°	NR	NR	NR	±0
E5-E9	0	±1	NR	NR	0°	NR	NR	NR	±0
Officers	0	±1	NR	NR	0°	NR	NR	NR	
O1-O3	0	±1	NR	NR	0°	NR	NR	NR	
O4-O6	NA		NA	NA	NA	NA	NA	NA	
Reserve Unit	0	±1	NR	NR	0°	NR	NR	NR	±0
AGR/FTS/AR	0	±1	NR	NR	0°	NR	NR	NR	
IMA	NA		NA	NA	NA	NA	NA	NA	
Non-Hispanic White	0	±1	NR	NR	0°	NR	NR	NR	±0
Total Minority	0	±1	NR	NR	0°	NR	NR	NR	±0
Experienced SH	1	±1	NR	NR	0°	NR	NR	NR	±0
Experienced GD	1	±1	NR	5	0°	NR	NR	NR	±10
Not Experienced SH/GD	NA		NA	NA	NA	NA	NA	NA	
Experienced SA	3	±2	NR	NR	0°	NR	NR	NR	±0
Not Experienced SA	NA		NA	NA	NA	NA	NA	NA	

Note. Percent responding are Reserve component members who answered the question, who indicated they experienced a sexual assault, including meeting the legal criteria to be considered a sexual assault, who confirmed the experiences happened within the past 12 months (Q67-Q160); who made a report (Q179); who indicated experiencing potential ostracism and/or potential maltreatment as a result of their report of sexual assault (Q192); who believed that the person(s) who took these actions knew or suspected they made an official (unrestricted or restricted) sexual assault report (Q194); who believed the individual(s) were trying to discourage them from moving forward with the report, or discourage others from reporting, were trying to make them feel excluded, or were trying to abuse or humiliate them (Q195); and who discussed these behaviors with a work supervisor or anyone up their chain of command or filed a complaint (Q198). Members were allowed to mark more than one option, and therefore, the sum of subitems does not equal 100%.

NR: Not reportable

° Response option never endorsed.

NA: Not applicable

199. Continued	Percent Responding		Percentages						Max ME
			a	b	c	d	e	f	
National Guard	0	±1	NR	NR	0°	NR	NR	NR	±0
ARNG	0	±1	NR	NR	0°	NR	NR	NR	±0
Enlisted	0	±1	NR	NR	0°	NR	NR	NR	±0
Officers	0	±1	NR	NR	0°	NR	NR	NR	
ANG	0	±1	NR	NR	0°	NR	NR	NR	
Enlisted	0	±1	NR	NR	0°	NR	NR	NR	
Officers	NA		NA	NA	NA	NA	NA	NA	
Reserve	0	±1	NR	NR	0°	NR	NR	NR	±0
USAR	0	±1	NR	NR	0°	NR	NR	NR	±0
Enlisted	0	±1	NR	NR	0°	NR	NR	NR	±0
Officers	0	±1	NR	NR	0°	NR	NR	NR	
USNR	0	±1	NR	NR	0°	NR	NR	NR	
Enlisted	0	±1	NR	NR	0°	NR	NR	NR	
Officers	NA		NA	NA	NA	NA	NA	NA	
USMCR	NA		NA	NA	NA	NA	NA	NA	
USAFR	0	±1	NR	NR	0°	NR	NR	NR	
Enlisted	0	±1	NR	NR	0°	NR	NR	NR	
Officers	NA		NA	NA	NA	NA	NA	NA	
MALES	0	±1	NR	NR	0°	NR	NR	NR	±0
Enlisted	0	±1	NR	NR	0°	NR	NR	NR	±0
E1–E4	0	±1	NR	NR	0°	NR	NR	NR	
E5–E9	0	±1	NR	NR	0°	NR	NR	NR	
Officers	NA		NA	NA	NA	NA	NA	NA	
O1–O3	NA		NA	NA	NA	NA	NA	NA	
O4–O6	NA		NA	NA	NA	NA	NA	NA	
Reserve Unit	0	±1	NR	NR	0°	NR	NR	NR	
AGR/FTS/AR	0	±1	NR	NR	0°	NR	NR	NR	
IMA	NA		NA	NA	NA	NA	NA	NA	
Non-Hispanic White	0	±1	NR	NR	0°	NR	NR	NR	
Total Minority	0	±1	NR	NR	0°	NR	NR	NR	
Experienced SH	0	±1	NR	NR	0°	NR	NR	NR	±0
Experienced GD	0	±1	NR	NR	0°	NR	NR	NR	
Not Experienced SH/GD	NA		NA	NA	NA	NA	NA	NA	
Experienced SA	3	±3	NR	NR	0°	NR	NR	NR	±0
Not Experienced SA	NA		NA	NA	NA	NA	NA	NA	
National Guard	0	±1	NR	NR	0°	NR	NR	NR	
ARNG	0	±1	NR	NR	0°	NR	NR	NR	
Enlisted	0	±1	NR	NR	0°	NR	NR	NR	
Officers	NA		NA	NA	NA	NA	NA	NA	
ANG	NA		NA	NA	NA	NA	NA	NA	
Enlisted	NA		NA	NA	NA	NA	NA	NA	
Officers	NA		NA	NA	NA	NA	NA	NA	
Reserve	0	±1	NR	NR	0°	NR	NR	NR	
USAR	0	±1	NR	NR	0°	NR	NR	NR	
Enlisted	0	±1	NR	NR	0°	NR	NR	NR	
Officers	NA		NA	NA	NA	NA	NA	NA	
USNR	NA		NA	NA	NA	NA	NA	NA	
Enlisted	NA		NA	NA	NA	NA	NA	NA	
Officers	NA		NA	NA	NA	NA	NA	NA	
USMCR	0	±1	NR	NR	0°	NR	NR	NR	
Enlisted	0	±1	NR	NR	0°	NR	NR	NR	
Officers	NA		NA	NA	NA	NA	NA	NA	
USAFR	0	±1	NR	NR	0°	NR	NR	NR	
Enlisted	0	±1	NR	NR	0°	NR	NR	NR	
Officers	NA		NA	NA	NA	NA	NA	NA	

NR: Not reportable

° Response option never endorsed.

NA: Not applicable

200. You indicated you chose not to file a complaint. Why did you choose not to report the behaviors (prior questions indicated the member met criteria for Perceived Professional Reprisal and/or Perceived Ostracism/Maltreatment)?

- a. The person(s) stopped their behavior b. You did not want more people to know and/or judge you c. You did not know how to report it
- d. Someone told you not to report it e. You did not think anything would be done or anyone would believe you f. You did not trust that the process would be fair
- g. You were worried that reporting would cause more harm to you than good h. Some other reason

	Percent Responding			Percentages								Max ME
				a	b	c	d	e	f	g	h	
TOTAL DOD	0	±1		NR	NR	3	NR	NR	NR	NR	2	±6
National Guard	0	±1		NR	NR	5	NR	NR	NR	NR	1	±12
ARNG	0	±1		NR	NR	NR	NR	NR	NR	NR	2	±7
ANG	0	±1		NR	NR	NR	NR	NR	NR	NR	NR	
Reserve	0	±1		NR	NR	2	NR	NR	NR	NR	2	±9
USAR	0	±1		NR	NR	2	NR	NR	NR	NR	2	±9
USNR	0	±1		NR	NR	NR	NR	NR	NR	NR	NR	
USMCR	NA			NA	NA	NA	NA	NA	NA	NA	NA	
USAFR	NA			NA	NA	NA	NA	NA	NA	NA	NA	
Enlisted	0	±1		NR	NR	2	NR	NR	NR	NR	2	±5
E1-E4	0	±1		NR	NR	NR	NR	NR	NR	NR	NR	
E1-E3	0	±1		NR	NR	NR	NR	NR	NR	NR	NR	
E4	0	±1		NR	NR	NR	NR	NR	NR	NR	NR	
E5-E9	0	±1		NR	NR	NR	NR	NR	NR	NR	4	±12
Officers	0	±1		NR	NR	NR	NR	NR	NR	NR	NR	
O1-O3	0	±1		NR	NR	NR	NR	NR	NR	NR	NR	
O4-O6	NA			NA	NA	NA	NA	NA	NA	NA	NA	
W1-W5	NA			NA	NA	NA	NA	NA	NA	NA	NA	
Reserve Unit	0	±1		NR	NR	2	NR	NR	NR	NR	NR	±6
AGR/FTS/AR	0	±1		NR	NR	NR	NR	NR	NR	NR	NR	
IMA	NA			NA	NA	NA	NA	NA	NA	NA	NA	
Non-Hispanic White	0	±1		NR	NR	5	NR	NR	NR	NR	2	±9
Total Minority	0	±1		NR	NR	NR	NR	NR	NR	NR	NR	
FEMALES	0	±1		NR	NR	8	NR	NR	NR	NR	4	±13
Enlisted	0	±1		NR	NR	6	NR	NR	NR	NR	4	±12
E1-E4	0	±1		NR	NR	NR	NR	NR	NR	NR	NR	
E5-E9	0	±1		NR	NR	NR	NR	NR	NR	NR	NR	
Officers	0	±1		NR	NR	NR	NR	NR	NR	NR	NR	
O1-O3	0	±1		NR	NR	NR	NR	NR	NR	NR	NR	
O4-O6	NA			NA	NA	NA	NA	NA	NA	NA	NA	
Reserve Unit	0	±1		NR	NR	NR	NR	NR	NR	NR	NR	
AGR/FTS/AR	0	±1		NR	NR	NR	NR	NR	NR	NR	NR	
IMA	NA			NA	NA	NA	NA	NA	NA	NA	NA	
Non-Hispanic White	0	±1		NR	NR	10	NR	NR	NR	NR	5	±15
Total Minority	0	±1		NR	NR	NR	NR	NR	NR	NR	NR	
Experienced SH	0	±1		NR	NR	8	NR	NR	NR	NR	4	±13
Experienced GD	0	±1		NR	NR	NR	NR	NR	NR	NR	7	±14
Not Experienced SH/GD	NA			NA	NA	NA	NA	NA	NA	NA	NA	
Experienced SA	2	±2		NR	NR	8	NR	NR	NR	NR	4	±13
Not Experienced SA	NA			NA	NA	NA	NA	NA	NA	NA	NA	

Note. Percent responding are Reserve component members who answered the question, who indicated they experienced a sexual assault, including meeting the legal criteria to be considered a sexual assault, who confirmed the experiences happened within the past 12 months (Q67-Q160); who made a report (Q179); who indicated experiencing a behavior in line with potential professional reprisal from their leadership (Q187); who believed that the leadership actions experienced were only based on their report of sexual assault (Q188); and who believed their leadership was trying to get back at them for making a report (unrestricted or restricted), trying to discourage them from moving forward with the report, or were mad at the survivor for causing a problem for them (Q189) OR who indicated experiencing potential ostracism and/or potential maltreatment as a result of their report of sexual assault (Q192); who believed that the person(s) who took these actions knew or suspected they made an official (unrestricted or restricted) sexual assault report (Q194); who believed the individual(s) were trying to discourage them from moving forward with the report, or discourage others from reporting, were trying to make them feel excluded, or were trying to abuse or humiliate them (Q195); and who did not file a complaint (Q198). Members were allowed to mark more than one option, and therefore, the sum of subitems does not equal 100%.

NR: Not reportable

NA: Not applicable

200. Continued	Percent Responding	Percentages								Max ME
		a	b	c	d	e	f	g	h	
National Guard	0 ±1	NR	NR	NR	NR	NR	NR	NR	2	±10
ARNG	0 ±1	NR	NR	NR	NR	NR	NR	NR	NR	
Enlisted	0 ±1	NR	NR	NR	NR	NR	NR	NR	NR	
Officers	0 ±1	NR	NR	NR	NR	NR	NR	NR	NR	
ANG	0 ±1	NR	NR	NR	NR	NR	NR	NR	NR	
Enlisted	0 ±1	NR	NR	NR	NR	NR	NR	NR	NR	
Officers	NA	NA	NA	NA	NA	NA	NA	NA	NA	
Reserve	0 ±1	NR	NR	NR	NR	NR	NR	NR	NR	
USAR	0 ±1	NR	NR	NR	NR	NR	NR	NR	NR	
Enlisted	0 ±1	NR	NR	NR	NR	NR	NR	NR	NR	
Officers	0 ±1	NR	NR	NR	NR	NR	NR	NR	NR	
USNR	0 ±1	NR	NR	NR	NR	NR	NR	NR	NR	
Enlisted	0 ±1	NR	NR	NR	NR	NR	NR	NR	NR	
Officers	NA	NA	NA	NA	NA	NA	NA	NA	NA	
USMCR	NA	NA	NA	NA	NA	NA	NA	NA	NA	
USAFR	NA	NA	NA	NA	NA	NA	NA	NA	NA	
Enlisted	NA	NA	NA	NA	NA	NA	NA	NA	NA	
Officers	NA	NA	NA	NA	NA	NA	NA	NA	NA	
MALES	0 ±1	NR	NR	NR	NR	NR	NR	NR	NR	
Enlisted	0 ±1	NR	NR	NR	NR	NR	NR	NR	NR	
E1–E4	0 ±1	NR	NR	NR	NR	NR	NR	NR	NR	
E5–E9	0 ±1	NR	NR	NR	NR	NR	NR	NR	NR	
Officers	NA	NA	NA	NA	NA	NA	NA	NA	NA	
O1–O3	NA	NA	NA	NA	NA	NA	NA	NA	NA	
O4–O6	NA	NA	NA	NA	NA	NA	NA	NA	NA	
Reserve Unit	0 ±1	NR	NR	NR	NR	NR	NR	NR	NR	
AGR/FTS/AR	0 ±1	NR	NR	NR	NR	NR	NR	NR	NR	
IMA	NA	NA	NA	NA	NA	NA	NA	NA	NA	
Non-Hispanic White	0 ±1	NR	NR	NR	NR	NR	NR	NR	NR	
Total Minority	0 ±1	NR	NR	NR	NR	NR	NR	NR	NR	
Experienced SH	1 ±1	NR	NR	NR	NR	NR	NR	NR	NR	
Experienced GD	0 ±1	NR	NR	NR	NR	NR	NR	NR	NR	
Not Experienced SH/GD	NA	NA	NA	NA	NA	NA	NA	NA	NA	
Experienced SA	4 ±4	NR	NR	NR	NR	NR	NR	NR	NR	
Not Experienced SA	NA	NA	NA	NA	NA	NA	NA	NA	NA	
National Guard	0 ±1	NR	NR	NR	NR	NR	NR	NR	NR	
ARNG	0 ±1	NR	NR	NR	NR	NR	NR	NR	NR	
Enlisted	0 ±1	NR	NR	NR	NR	NR	NR	NR	NR	
Officers	NA	NA	NA	NA	NA	NA	NA	NA	NA	
ANG	NA	NA	NA	NA	NA	NA	NA	NA	NA	
Enlisted	NA	NA	NA	NA	NA	NA	NA	NA	NA	
Officers	NA	NA	NA	NA	NA	NA	NA	NA	NA	
Reserve	0 ±1	NR	NR	NR	NR	NR	NR	NR	NR	
USAR	0 ±1	NR	NR	NR	NR	NR	NR	NR	NR	
Enlisted	0 ±1	NR	NR	NR	NR	NR	NR	NR	NR	
Officers	NA	NA	NA	NA	NA	NA	NA	NA	NA	
USNR	NA	NA	NA	NA	NA	NA	NA	NA	NA	
Enlisted	NA	NA	NA	NA	NA	NA	NA	NA	NA	
Officers	NA	NA	NA	NA	NA	NA	NA	NA	NA	
USMCR	NA	NA	NA	NA	NA	NA	NA	NA	NA	
Enlisted	NA	NA	NA	NA	NA	NA	NA	NA	NA	
Officers	NA	NA	NA	NA	NA	NA	NA	NA	NA	
USAFR	NA	NA	NA	NA	NA	NA	NA	NA	NA	
Enlisted	NA	NA	NA	NA	NA	NA	NA	NA	NA	
Officers	NA	NA	NA	NA	NA	NA	NA	NA	NA	

NR: Not reportable

NA: Not applicable

200. You indicated you chose not to file a complaint. Why did you choose not to report the behaviors (prior questions indicated the member met criteria for Perceived Professional Reprisal)? Constructed from Q187, Q188, Q189, Q199, and Q200.

- a. The person(s) stopped their behavior b. You did not want more people to know and/or judge you c. You did not know how to report it
- d. Someone told you not to report it e. You did not think anything would be done or anyone would believe you f. You did not trust that the process would be fair
- g. You were worried that reporting would cause more harm to you than good h. Some other reason

	Percent Responding		Percentages								Max ME
			a	b	c	d	e	f	g	h	
TOTAL DOD	0	±1	NR	NR	NR	NR	NR	NR	NR	4	±11
National Guard	0	±1	NR	NR	NR	NR	NR	NR	NR	NR	
ARNG	0	±1	NR	NR	NR	NR	NR	NR	NR	NR	
ANG	NA		NA	NA	NA	NA	NA	NA	NA	NA	
Reserve	0	±1	NR	NR	NR	NR	NR	NR	NR	NR	
USAR	0	±1	NR	NR	NR	NR	NR	NR	NR	NR	
USNR	0	±1	NR	NR	NR	NR	NR	NR	NR	NR	
USMCR	NA		NA	NA	NA	NA	NA	NA	NA	NA	
USAFR	NA		NA	NA	NA	NA	NA	NA	NA	NA	
Enlisted	0	±1	NR	NR	NR	NR	NR	NR	NR	NR	
E1-E4	0	±1	NR	NR	NR	NR	NR	NR	NR	NR	
E1-E3	0	±1	NR	NR	NR	NR	NR	NR	NR	NR	
E4	0	±1	NR	NR	NR	NR	NR	NR	NR	NR	
E5-E9	0	±1	NR	NR	NR	NR	NR	NR	NR	NR	
Officers	0	±1	NR	NR	NR	NR	NR	NR	NR	NR	
O1-O3	0	±1	NR	NR	NR	NR	NR	NR	NR	NR	
O4-O6	NA		NA	NA	NA	NA	NA	NA	NA	NA	
W1-W5	NA		NA	NA	NA	NA	NA	NA	NA	NA	
Reserve Unit	0	±1	NR	NR	NR	NR	NR	NR	NR	NR	
AGR/FTS/AR	0	±1	NR	NR	NR	NR	NR	NR	NR	NR	
IMA	NA		NA	NA	NA	NA	NA	NA	NA	NA	
Non-Hispanic White	0	±1	NR	NR	NR	NR	NR	NR	NR	NR	
Total Minority	0	±1	NR	NR	NR	NR	NR	NR	NR	NR	
FEMALES	0	±1	NR	NR	NR	NR	NR	NR	NR	NR	
Enlisted	0	±1	NR	NR	NR	NR	NR	NR	NR	NR	
E1-E4	0	±1	NR	NR	NR	NR	NR	NR	NR	NR	
E5-E9	0	±1	NR	NR	NR	NR	NR	NR	NR	NR	
Officers	0	±1	NR	NR	NR	NR	NR	NR	NR	NR	
O1-O3	0	±1	NR	NR	NR	NR	NR	NR	NR	NR	
O4-O6	NA		NA	NA	NA	NA	NA	NA	NA	NA	
Reserve Unit	0	±1	NR	NR	NR	NR	NR	NR	NR	NR	
AGR/FTS/AR	0	±1	NR	NR	NR	NR	NR	NR	NR	NR	
IMA	NA		NA	NA	NA	NA	NA	NA	NA	NA	
Non-Hispanic White	0	±1	NR	NR	NR	NR	NR	NR	NR	NR	
Total Minority	NA		NA	NA	NA	NA	NA	NA	NA	NA	
Experienced SH	0	±1	NR	NR	NR	NR	NR	NR	NR	NR	
Experienced GD	0	±1	NR	NR	NR	NR	NR	NR	NR	NR	
Not Experienced SH/GD	NA		NA	NA	NA	NA	NA	NA	NA	NA	
Experienced SA	1	±1	NR	NR	NR	NR	NR	NR	NR	NR	
Not Experienced SA	NA		NA	NA	NA	NA	NA	NA	NA	NA	

Note. Percent responding are Reserve component members who answered the question, who indicated they experienced a sexual assault, including meeting the legal criteria to be considered a sexual assault, who confirmed the experiences happened within the past 12 months (Q67-Q160); who made a report (Q179); who indicated experiencing a behavior in line with potential professional reprisal from their leadership (Q187); who believed that the leadership actions experienced were only based on their report of sexual assault (Q188); who believed their leadership was trying to get back at them for making a report (unrestricted or restricted), trying to discourage them from moving forward with the report, or were mad at the survivor for causing a problem for them (Q188); and who did not file a complaint (Q198). Members were allowed to mark more than one option, and therefore, the sum of subitems does not equal 100%.

NR: Not reportable NA: Not applicable

200. Continued	Percent Responding		Percentages								Max ME
			a	b	c	d	e	f	g	h	
National Guard	0	±1	NR	NR	NR	NR	NR	NR	NR	NR	
ARNG	0	±1	NR	NR	NR	NR	NR	NR	NR	NR	
Enlisted	0	±1	NR	NR	NR	NR	NR	NR	NR	NR	
Officers	0	±1	NR	NR	NR	NR	NR	NR	NR	NR	
ANG	NA		NA	NA	NA	NA	NA	NA	NA	NA	
Enlisted	NA		NA	NA	NA	NA	NA	NA	NA	NA	
Officers	NA		NA	NA	NA	NA	NA	NA	NA	NA	
Reserve	0	±1	NR	NR	NR	NR	NR	NR	NR	NR	
USAR	0	±1	NR	NR	NR	NR	NR	NR	NR	NR	
Enlisted	0	±1	NR	NR	NR	NR	NR	NR	NR	NR	
Officers	0	±1	NR	NR	NR	NR	NR	NR	NR	NR	
USNR	0	±1	NR	NR	NR	NR	NR	NR	NR	NR	
Enlisted	0	±1	NR	NR	NR	NR	NR	NR	NR	NR	
Officers	NA		NA	NA	NA	NA	NA	NA	NA	NA	
USMCR	NA		NA	NA	NA	NA	NA	NA	NA	NA	
USAFR	NA		NA	NA	NA	NA	NA	NA	NA	NA	
Enlisted	NA		NA	NA	NA	NA	NA	NA	NA	NA	
Officers	NA		NA	NA	NA	NA	NA	NA	NA	NA	
MALES	0	±1	NR	NR	NR	NR	NR	NR	NR	NR	
Enlisted	0	±1	NR	NR	NR	NR	NR	NR	NR	NR	
E1–E4	NA		NA	NA	NA	NA	NA	NA	NA	NA	
E5–E9	0	±1	NR	NR	NR	NR	NR	NR	NR	NR	
Officers	NA		NA	NA	NA	NA	NA	NA	NA	NA	
O1–O3	NA		NA	NA	NA	NA	NA	NA	NA	NA	
O4–O6	NA		NA	NA	NA	NA	NA	NA	NA	NA	
Reserve Unit	0	±1	NR	NR	NR	NR	NR	NR	NR	NR	
AGR/FTS/AR	0	±1	NR	NR	NR	NR	NR	NR	NR	NR	
IMA	NA		NA	NA	NA	NA	NA	NA	NA	NA	
Non-Hispanic White	0	±1	NR	NR	NR	NR	NR	NR	NR	NR	
Total Minority	0	±1	NR	NR	NR	NR	NR	NR	NR	NR	
Experienced SH	0	±1	NR	NR	NR	NR	NR	NR	NR	NR	
Experienced GD	0	±1	NR	NR	NR	NR	NR	NR	NR	NR	
Not Experienced SH/GD	NA		NA	NA	NA	NA	NA	NA	NA	NA	
Experienced SA	1	±3	NR	NR	NR	NR	NR	NR	NR	NR	
Not Experienced SA	NA		NA	NA	NA	NA	NA	NA	NA	NA	
National Guard	NA		NA	NA	NA	NA	NA	NA	NA	NA	
ARNG	NA		NA	NA	NA	NA	NA	NA	NA	NA	
Enlisted	NA		NA	NA	NA	NA	NA	NA	NA	NA	
Officers	NA		NA	NA	NA	NA	NA	NA	NA	NA	
ANG	NA		NA	NA	NA	NA	NA	NA	NA	NA	
Enlisted	NA		NA	NA	NA	NA	NA	NA	NA	NA	
Officers	NA		NA	NA	NA	NA	NA	NA	NA	NA	
Reserve	0	±1	NR	NR	NR	NR	NR	NR	NR	NR	
USAR	0	±1	NR	NR	NR	NR	NR	NR	NR	NR	
Enlisted	0	±1	NR	NR	NR	NR	NR	NR	NR	NR	
Officers	NA		NA	NA	NA	NA	NA	NA	NA	NA	
USNR	NA		NA	NA	NA	NA	NA	NA	NA	NA	
Enlisted	NA		NA	NA	NA	NA	NA	NA	NA	NA	
Officers	NA		NA	NA	NA	NA	NA	NA	NA	NA	
USMCR	NA		NA	NA	NA	NA	NA	NA	NA	NA	
Enlisted	NA		NA	NA	NA	NA	NA	NA	NA	NA	
Officers	NA		NA	NA	NA	NA	NA	NA	NA	NA	
USAFR	NA		NA	NA	NA	NA	NA	NA	NA	NA	
Enlisted	NA		NA	NA	NA	NA	NA	NA	NA	NA	
Officers	NA		NA	NA	NA	NA	NA	NA	NA	NA	

NR: Not reportable

NA: Not applicable

200. You indicated you chose not to file a complaint. Why did you choose not to report the behaviors (prior questions indicated the member met criteria for Perceived Ostracism/Maltreatment)? Constructed from Q192, Q194, Q195, Q198, and Q200.

- a. The person(s) stopped their behavior b. You did not want more people to know and/or judge you c. You did not know how to report it
- d. Someone told you not to report it e. You did not think anything would be done or anyone would believe you f. You did not trust that the process would be fair
- g. You were worried that reporting would cause more harm to you than good h. Some other reason

	Percent Responding		Percentages								Max ME
			a	b	c	d	e	f	g	h	
TOTAL DOD	0	±1	NR	NR	1	NR	NR	NR	NR	1	±5
National Guard	0	±1	NR	NR	NR	NR	NR	NR	NR	NR	
ARNG	0	±1	NR	NR	NR	NR	NR	NR	NR	NR	
ANG	0	±1	NR	NR	NR	NR	NR	NR	NR	NR	
Reserve	0	±1	NR	NR	2	NR	NR	NR	NR	2	±9
USAR	0	±1	NR	NR	2	NR	NR	NR	NR	2	±9
USNR	0	±1	NR	NR	NR	NR	NR	NR	NR	NR	
USMCR	NA		NA	NA	NA	NA	NA	NA	NA	NA	
USAFR	NA		NA	NA	NA	NA	NA	NA	NA	NA	
Enlisted	0	±1	NR	NR	1	NR	NR	NR	NR	1	±5
E1-E4	0	±1	NR	NR	NR	NR	NR	NR	NR	NR	
E1-E3	0	±1	NR	NR	NR	NR	NR	NR	NR	NR	
E4	0	±1	NR	NR	NR	NR	NR	NR	NR	NR	
E5-E9	0	±1	NR	NR	NR	NR	NR	NR	NR	NR	
Officers	0	±1	NR	NR	NR	NR	NR	NR	NR	NR	
O1-O3	0	±1	NR	NR	NR	NR	NR	NR	NR	NR	
O4-O6	NA		NA	NA	NA	NA	NA	NA	NA	NA	
W1-W5	NA		NA	NA	NA	NA	NA	NA	NA	NA	
Reserve Unit	0	±1	NR	NR	NR	NR	NR	NR	NR	NR	
AGR/FTS/AR	0	±1	NR	NR	NR	NR	NR	NR	NR	NR	
IMA	NA		NA	NA	NA	NA	NA	NA	NA	NA	
Non-Hispanic White	0	±1	NR	NR	2	NR	NR	NR	NR	1	±7
Total Minority	0	±1	NR	NR	NR	NR	NR	NR	NR	NR	
FEMALES	0	±1	NR	NR	NR	NR	NR	NR	NR	2	±9
Enlisted	0	±1	NR	NR	NR	NR	NR	NR	NR	3	±10
E1-E4	0	±1	NR	NR	NR	NR	NR	NR	NR	NR	
E5-E9	0	±1	NR	NR	NR	NR	NR	NR	NR	NR	
Officers	0	±1	NR	NR	NR	NR	NR	NR	NR	NR	
O1-O3	0	±1	NR	NR	NR	NR	NR	NR	NR	NR	
O4-O6	NA		NA	NA	NA	NA	NA	NA	NA	NA	
Reserve Unit	0	±1	NR	NR	NR	NR	NR	NR	NR	NR	
AGR/FTS/AR	0	±1	NR	NR	NR	NR	NR	NR	NR	NR	
IMA	NA		NA	NA	NA	NA	NA	NA	NA	NA	
Non-Hispanic White	0	±1	NR	NR	NR	NR	NR	NR	NR	NR	
Total Minority	0	±1	NR	NR	NR	NR	NR	NR	NR	NR	
Experienced SH	0	±1	NR	NR	NR	NR	NR	NR	NR	2	±9
Experienced GD	0	±1	NR	NR	NR	NR	NR	NR	NR	NR	
Not Experienced SH/GD	NA		NA	NA	NA	NA	NA	NA	NA	NA	
Experienced SA	2	±2	NR	NR	NR	NR	NR	NR	NR	2	±9
Not Experienced SA	NA		NA	NA	NA	NA	NA	NA	NA	NA	

Note. Percent responding are Reserve component members who answered the question, who indicated they experienced a sexual assault, including meeting the legal criteria to be considered a sexual assault, who confirmed the experiences happened within the past 12 months (Q67-Q160); who made a report (Q179); who indicated experiencing potential ostracism and/or potential maltreatment as a result of their report of sexual assault (Q192); who believed that the person(s) who took these actions knew or suspected they made an official (unrestricted or restricted) sexual assault report (Q194); who believed the individual(s) were trying to discourage them from moving forward with the report, or discourage others from reporting, were trying to make them feel excluded, or were trying to abuse or humiliate them (Q195); and who did not file a complaint (Q198). Members were allowed to mark more than one option, and therefore, the sum of subitems does not equal 100%.

NR: Not reportable

NA: Not applicable

200. Continued	Percent Responding		Percentages								Max ME
			a	b	c	d	e	f	g	h	
National Guard	0	±1	NR	NR	NR	NR	NR	NR	NR	NR	
ARNG	0	±1	NR	NR	NR	NR	NR	NR	NR	NR	
Enlisted	0	±1	NR	NR	NR	NR	NR	NR	NR	NR	
Officers	NA		NA	NA	NA	NA	NA	NA	NA	NA	
ANG	0	±1	NR	NR	NR	NR	NR	NR	NR	NR	
Enlisted	0	±1	NR	NR	NR	NR	NR	NR	NR	NR	
Officers	NA		NA	NA	NA	NA	NA	NA	NA	NA	
Reserve	0	±1	NR	NR	NR	NR	NR	NR	NR	NR	
USAR	0	±1	NR	NR	NR	NR	NR	NR	NR	NR	
Enlisted	0	±1	NR	NR	NR	NR	NR	NR	NR	NR	
Officers	0	±1	NR	NR	NR	NR	NR	NR	NR	NR	
USNR	0	±1	NR	NR	NR	NR	NR	NR	NR	NR	
Enlisted	0	±1	NR	NR	NR	NR	NR	NR	NR	NR	
Officers	NA		NA	NA	NA	NA	NA	NA	NA	NA	
USMCR	NA		NA	NA	NA	NA	NA	NA	NA	NA	
USAFR	NA		NA	NA	NA	NA	NA	NA	NA	NA	
Enlisted	NA		NA	NA	NA	NA	NA	NA	NA	NA	
Officers	NA		NA	NA	NA	NA	NA	NA	NA	NA	
MALES	0	±1	NR	NR	NR	NR	NR	NR	NR	NR	
Enlisted	0	±1	NR	NR	NR	NR	NR	NR	NR	NR	
E1–E4	0	±1	NR	NR	NR	NR	NR	NR	NR	NR	
E5–E9	0	±1	NR	NR	NR	NR	NR	NR	NR	NR	
Officers	NA		NA	NA	NA	NA	NA	NA	NA	NA	
O1–O3	NA		NA	NA	NA	NA	NA	NA	NA	NA	
O4–O6	NA		NA	NA	NA	NA	NA	NA	NA	NA	
Reserve Unit	0	±1	NR	NR	NR	NR	NR	NR	NR	NR	
AGR/FTS/AR	0	±1	NR	NR	NR	NR	NR	NR	NR	NR	
IMA	NA		NA	NA	NA	NA	NA	NA	NA	NA	
Non-Hispanic White	0	±1	NR	NR	NR	NR	NR	NR	NR	NR	
Total Minority	0	±1	NR	NR	NR	NR	NR	NR	NR	NR	
Experienced SH	1	±1	NR	NR	NR	NR	NR	NR	NR	NR	
Experienced GD	0	±1	NR	NR	NR	NR	NR	NR	NR	NR	
Not Experienced SH/GD	NA		NA	NA	NA	NA	NA	NA	NA	NA	
Experienced SA	4	±4	NR	NR	NR	NR	NR	NR	NR	NR	
Not Experienced SA	NA		NA	NA	NA	NA	NA	NA	NA	NA	
National Guard	0	±1	NR	NR	NR	NR	NR	NR	NR	NR	
ARNG	0	±1	NR	NR	NR	NR	NR	NR	NR	NR	
Enlisted	0	±1	NR	NR	NR	NR	NR	NR	NR	NR	
Officers	NA		NA	NA	NA	NA	NA	NA	NA	NA	
ANG	NA		NA	NA	NA	NA	NA	NA	NA	NA	
Enlisted	NA		NA	NA	NA	NA	NA	NA	NA	NA	
Officers	NA		NA	NA	NA	NA	NA	NA	NA	NA	
Reserve	0	±1	NR	NR	NR	NR	NR	NR	NR	NR	
USAR	0	±1	NR	NR	NR	NR	NR	NR	NR	NR	
Enlisted	0	±1	NR	NR	NR	NR	NR	NR	NR	NR	
Officers	NA		NA	NA	NA	NA	NA	NA	NA	NA	
USNR	NA		NA	NA	NA	NA	NA	NA	NA	NA	
Enlisted	NA		NA	NA	NA	NA	NA	NA	NA	NA	
Officers	NA		NA	NA	NA	NA	NA	NA	NA	NA	
USMCR	NA		NA	NA	NA	NA	NA	NA	NA	NA	
Enlisted	NA		NA	NA	NA	NA	NA	NA	NA	NA	
Officers	NA		NA	NA	NA	NA	NA	NA	NA	NA	
USAFR	NA		NA	NA	NA	NA	NA	NA	NA	NA	
Enlisted	NA		NA	NA	NA	NA	NA	NA	NA	NA	
Officers	NA		NA	NA	NA	NA	NA	NA	NA	NA	

NR: Not reportable

NA: Not applicable

204. For your unwanted experiences in the past 12 months, did you initial and sign a form labeled VICTIM REPORTING PREFERENCE STATEMENT (DD Form 2910) in response to a past year event?

1. Yes

2. No

3. Not sure

	Percent Responding		Percentages			Max ME
			1	2	3	
TOTAL DOD	1	±1	9	81	10	±5
National Guard	1	±1	7	80	14	±8
ARNG	1	±1	6	81	14	±9
ANG	0	±1	11	73	15	±11
Reserve	1	±1	11	83	7	±6
USAR	1	±1	13	83	5	±9
USNR	1	±1	10	82	9	±12
USMCR	0	±1	NR	NR	NR	
USAFR	1	±1	6	79	14	±12
Enlisted	1	±1	9	80	11	±6
E1-E4	1	±1	9	79	12	±9
E1-E3	1	±1	6	73	21	±16
E4	1	±1	10	83	6	±9
E5-E9	1	±1	10	81	10	±6
Officers	0	±1	3	94	4	±5
O1-O3	0	±1	4	93	3	±8
O4-O6	0	±1	1	93	6	±7
W1-W5	0	±1	NR	NR	NR	
Reserve Unit	1	±1	8	81	10	±6
AGR/FTS/AR	1	±1	10	77	12	±13
IMA	0	±1	NR	NR	NR	
Non-Hispanic White	1	±1	9	77	13	±8
Total Minority	1	±1	7	86	7	±6
FEMALES	2	±1	11	79	9	±5
Enlisted	2	±1	12	78	10	±5
E1-E4	2	±1	11	76	13	±9
E5-E9	2	±1	14	80	6	±5
Officers	1	±1	4	91	6	±6
O1-O3	2	±1	5	92	4	±9
O4-O6	1	±1	3	85	12	±11
Reserve Unit	2	±1	11	80	10	±5
AGR/FTS/AR	2	±1	17	74	9	±9
IMA	1	±1	NR	NR	NR	
Non-Hispanic White	2	±1	11	75	14	±7
Total Minority	2	±1	11	84	5	±6
Experienced SH	8	±1	14	75	11	±6
Experienced GD	6	±1	17	75	8	±8
Not Experienced SH/GD	1	±1	5	89	6	±6
Experienced SA	57	±5	11	79	9	±5
Not Experienced SA	0	±1	NR	NR	NR	

Note. Percent responding are Reserve component members who answered the question, who indicated they experienced a sexual assault, including meeting the legal criteria to be considered a sexual assault, and who confirmed the experiences happened within the past 12 months (Q67-Q160). A DD Form 2910 allows survivors to decide whether to make a restricted or unrestricted report of sexual assault.

NR: Not reportable

204. Continued	Percent Responding		Percentages			Max ME
			1	2	3	
National Guard	2	±1	11	78	11	±7
ARNG	2	±1	9	82	9	±8
Enlisted	2	±1	10	81	9	±9
Officers	2	±1	2	92	6	±13
ANG	2	±1	16	65	19	±11
Enlisted	2	±1	17	63	20	±12
Officers	1	±1	NR	NR	NR	
Reserve	2	±1	12	80	8	±6
USAR	2	±1	12	82	6	±9
Enlisted	2	±1	13	80	6	±10
Officers	1	±1	6	92	2	±13
USNR	2	±1	15	75	10	±16
Enlisted	2	±1	16	73	NR	±17
Officers	1	±1	NR	NR	NR	
USMCR	1	±2	NR	NR	NR	
USAFR	1	±1	9	77	14	±11
Enlisted	2	±1	9	78	13	±12
Officers	1	±1	NR	NR	NR	
MALES	0	±1	6	83	11	±10
Enlisted	0	±1	6	82	12	±10
E1–E4	1	±1	7	82	11	±15
E5–E9	0	±1	4	82	14	±12
Officers	0	±1	NR	NR	NR	
O1–O3	0	±1	NR	NR	NR	
O4–O6	0	±1	NR	NR	NR	
Reserve Unit	0	±1	6	83	11	±10
AGR/FTS/AR	0	±1	NR	NR	NR	
IMA	0	±1	NR	NR	NR	
Non-Hispanic White	0	±1	8	79	13	±14
Total Minority	0	±1	2	88	9	±13
Experienced SH	8	±2	7	82	11	±11
Experienced GD	7	±3	NR	NR	10	±14
Not Experienced SH/GD	0	±1	NR	NR	NR	
Experienced SA	69	±9	6	82	12	±10
Not Experienced SA	0	±1	NR	NR	NR	
National Guard	0	±1	NR	81	16	±14
ARNG	0	±1	NR	80	17	±15
Enlisted	1	±1	NR	79	18	±16
Officers	0	±1	NR	NR	NR	
ANG	0	±1	NR	NR	NR	
Enlisted	0	±1	NR	NR	NR	
Officers	0	±1	NR	NR	NR	
Reserve	0	±1	9	86	5	±15
USAR	1	±1	NR	NR	3	±9
Enlisted	1	±1	NR	NR	3	±10
Officers	0	±1	NR	NR	NR	
USNR	0	±1	NR	NR	NR	
Enlisted	0	±1	NR	NR	NR	
Officers	0	±1	NR	NR	NR	
USMCR	0	±1	NR	NR	NR	
Enlisted	0	±1	NR	NR	NR	
Officers	0	±1	NR	NR	NR	
USAFR	0	±1	NR	NR	NR	
Enlisted	0	±1	NR	NR	NR	
Officers	0	±1	NR	NR	NR	
























































NR: Not reportable

205. Before the past 12 months, did you have unwanted experiences where anyone...

- a. Put a penis, an object, or any body part into your [anus or mouth] [vagina, anus, or mouth] when you did not want it and did not consent?
- b. Made you insert [your penis, an object, or body part] [an object or body part] into someone's mouth, vagina, or anus when you did not want to and did not consent?
- c. Tried to put a penis, an object, or any body part into your [anus or mouth] [vagina, anus, or mouth], against your will but it did not happen?
- d. Intentionally touched private areas of your body (either directly or through clothing) when you did not want it and did not consent? Private areas include buttocks, inner thigh, breasts, groin, anus, vagina, penis, or testicles.
- e. Made you touch private areas of their body or someone else's body (either directly or through clothing) when you did not want it and did not consent?

	Percent Responding	Percentages					Max ME	Experienced Sexual Assault Behavior		
		a	b	c	d	e				
TOTAL DOD	97-98	2	0	1	3	1	±1	4.0	±1.0	
National Guard	97-98	2	0	1	3	1	±1	4.0	±1.0	
ARNG	97-98	2	0	1	3	1	±1	4.0	±1.0	
ANG	98	1	0	1	3	1	±1	3.0	±1.0	
Reserve	97-98	2	0	1	4	2	±1	4.0	±1.0	
USAR	97-98	2	1	1	4	2	±1	5.0	±1.0	
USNR	98	2	0	1	4	2	±1	5.0	±1.0	
USMCR	98	1	0	1	2	1	±1	2.0	±1.0	
USAFR	98	2	0	1	3	1	±1	4.0	±1.0	
Enlisted	97-98	2	0	1	3	1	±1	4.0	±1.0	
E1-E4	97	2	0	1	3	1	±1	3.0	±1.0	
E1-E3	97	1	0	1	3	1	±1	3.0	±1.0	
E4	97-98	2	1	1	3	1	±1	4.0	±1.0	
E5-E9	98	2	0	1	3	1	±1	4.0	±1.0	
Officers	98	2	0	1	4	2	±1	5.0	±1.0	
O1-O3	97-98	2	1	1	4	2	±1	5.0	±1.0	
O4-O6	98	2	0	1	4	2	±1	5.0	±1.0	
W1-W5	98	1	0	1	3	1	±1	3.0	±1.0	
Reserve Unit	97-98	2	0	1	3	1	±1	4.0	±1.0	
AGR/FTS/AR	98	2	0	1	4	2	±1	4.0	±1.0	
IMA	98	3	1	2	5	2	±1	6.0	±1.0	
Non-Hispanic White	97-98	2	0	1	4	2	±1	4.0	±1.0	
Total Minority	97-98	2	0	1	3	1	±1	3.0	±1.0	
FEMALES	97-98	7	1	4	11	5	±1	13.0	±1.0	
Enlisted	97-98	7	1	4	11	5	±1	12.0	±1.0	
E1-E4	97	6	1	4	9	5	±1	10.0	±1.0	
E5-E9	97-98	8	1	5	13	6	±1	15.0	±1.0	
Officers	97-98	9	1	5	15	6	±1	17.0	±1.0	
O1-O3	97-98	9	1	5	14	6	±2	16.0	±2.0	
O4-O6	98	9	1	6	16	7	±1	18.0	±1.0	
Reserve Unit	97-98	7	1	4	11	5	±1	13.0	±1.0	
AGR/FTS/AR	97-98	8	1	4	13	5	±1	15.0	±1.0	
IMA	98-99	10	1	5	15	6	±2	18.0	±2.0	
Non-Hispanic White	97-98	9	1	5	14	7	±1	16.0	±1.0	
Total Minority	97	5	1	4	9	4	±1	10.0	±1.0	
Experienced SH	96-97	16	3	11	27	13	±2	30.0	±2.0	
Experienced GD	96-97	16	3	11	27	13	±2	30.0	±2.0	
Not Experienced SH/GD	98	5	1	3	8	4	±1	9.0	±1.0	
Experienced SA	93	35	9	25	59	26	±5	65.0	±5.0	
Not Experienced SA	98	7	1	4	10	5	±1	12.0	±1.0	
























































Note. Percent responding are Reserve component members who answered the question. Endorsement of these behaviors does not include meeting the legal criteria to be considered a sexual assault.

205. Continued	Percent Responding	Percentages					Max ME	Experienced Sexual Assault Behavior		
		a	b	c	d	e				
National Guard	97-98	7	1	4	11	5	±1	13.0	±1.0	
ARNG	97-98	8	1	5	12	5	±1	13.0	±1.0	
Enlisted	97-98	7	1	5	11	5	±1	13.0	±1.0	
Officers	97-98	9	1	6	15	6	±2	17.0	±2.0	
ANG	97-98	7	1	3	10	4	±1	12.0	±1.0	
Enlisted	97-98	6	1	3	9	4	±1	11.0	±1.0	
Officers	97-98	9	1	5	16	6	±2	18.0	±2.0	
Reserve	97-98	7	1	5	12	5	±1	14.0	±1.0	
USAR	96-97	8	1	5	12	6	±1	14.0	±1.0	
Enlisted	96-97	8	1	5	12	6	±2	14.0	±2.0	
Officers	97-98	8	1	5	14	6	±2	16.0	±2.0	
USNR	98	7	1	5	12	5	±2	14.0	±2.0	
Enlisted	97-98	7	1	4	12	5	±2	13.0	±2.0	
Officers	98-99	9	1	6	15	7	±2	18.0	±3.0	
USMCR	97	11	4	8	16	9	±6	17.0	±6.0	
USAFR	98	6	1	4	10	4	±1	12.0	±1.0	
Enlisted	98	6	1	3	8	4	±1	10.0	±1.0	
Officers	98-99	9	1	5	15	6	±2	18.0	±2.0	
MALES	97-98	0	0	0	1	1	±1	2.0	±1.0	
Enlisted	97-98	0	0	0	1	1	±1	2.0	±1.0	
E1-E4	97	0	0	0	2	1	±1	2.0	±1.0	
E5-E9	98	0	0	0	1	0	±1	2.0	±1.0	
Officers	98	0	0	0	1	1	±1	2.0	±1.0	
O1-O3	98	0	0	0	1	1	±1	2.0	±1.0	
O4-O6	98	0	0	0	1	1	±1	2.0	±1.0	
Reserve Unit	97-98	0	0	0	1	1	±1	2.0	±1.0	
AGR/FTS/AR	98-99	0	0	0	1	1	±1	1.0	±1.0	
IMA	98	1	0	0	1	1	±1	2.0	±1.0	
Non-Hispanic White	98	0	0	0	2	1	±1	2.0	±1.0	
Total Minority	97-98	0	0	0	1	0	±1	1.0	±1.0	
Experienced SH	95-97	3	2	3	14	5	±3	16.0	±3.0	
Experienced GD	94-96	4	4	3	10	4	±4	14.0	±5.0	
Not Experienced SH/GD	98	0	0	0	1	0	±1	1.0	±1.0	
Experienced SA	90-91	13	10	10	50	18	±10	55.0	±10.0	
Not Experienced SA	98-99	0	0	0	1	0	±1	1.0	±1.0	
National Guard	97-98	0	0	0	1	1	±1	2.0	±1.0	
ARNG	97-98	0	0	0	2	1	±1	2.0	±1.0	
Enlisted	97-98	0	0	0	2	1	±1	2.0	±1.0	
Officers	98	0	0	0	1	1	±1	2.0	±1.0	
ANG	98	0	0	0	1	0	±1	1.0	±1.0	
Enlisted	98	0	0	0	1	0	±1	1.0	±1.0	
Officers	98-99	0	0	0	1	0	±1	2.0	±1.0	
Reserve	97-98	0	0	0	1	0	±1	2.0	±1.0	
USAR	97-98	0	0	0	2	1	±1	2.0	±1.0	
Enlisted	97-98	0	0	0	2	1	±1	2.0	±1.0	
Officers	97-98	0	0	0	1	1	±1	2.0	±1.0	
USNR	98	0	0	0	1	0	±1	2.0	±1.0	
Enlisted	98	0	0	0	1	0	±1	2.0	±1.0	
Officers	98-99	1	0	0	2	1	±1	2.0	±1.0	
USMCR	98	0	0	0	1	0	±1	1.0	±1.0	
Enlisted	98	0	0	0	1	0	±1	1.0	±1.0	
Officers	98	0	0	0	1	0	±1	2.0	±2.0	
USAFR	98	0	0	0	1	0	±1	1.0	±1.0	
Enlisted	98	0	0	0	1	0	±1	1.0	±1.0	
Officers	97-98	1	0	0	2	1	±1	2.0	±1.0	

207. Lifetime Sexual Assault Prevalence Rate: Includes sexual assaults that occurred in the past year and those that occurred more than a year ago.

	Percent Responding		Percentages	Max ME	Percentage Reporting Yes
			Incidence Rate		
TOTAL DOD	94	±1	4	±1	
National Guard	94	±1	4	±1	
ARNG	94	±1	4	±1	
ANG	95	±1	4	±1	
Reserve	94	±1	5	±1	
USAR	94	±1	5	±1	
USNR	94	±1	5	±1	
USMCR	94	±1	2	±1	
USAFR	95	±1	4	±1	
Enlisted	94	±1	4	±1	
E1-E4	93	±1	4	±1	
E1-E3	92	±1	4	±1	
E4	94	±1	5	±1	
E5-E9	95	±1	4	±1	
Officers	95	±1	5	±1	
O1-O3	95	±1	5	±1	
O4-O6	95	±1	5	±1	
W1-W5	95	±1	4	±1	
Reserve Unit	94	±1	4	±1	
AGR/FTS/AR	95	±1	5	±1	
IMA	94	±1	7	±1	
Non-Hispanic White	95	±1	5	±1	
Total Minority	93	±1	4	±1	
FEMALES	94	±1	15	±1	
Enlisted	94	±1	14	±1	
E1-E4	93	±1	12	±1	
E5-E9	94	±1	16	±1	
Officers	94	±1	18	±1	
O1-O3	95	±1	17	±2	
O4-O6	94	±1	19	±1	
Reserve Unit	94	±1	15	±1	
AGR/FTS/AR	94	±1	16	±1	
IMA	95	±1	18	±2	
Non-Hispanic White	95	±1	18	±1	
Total Minority	93	±1	12	±1	
Experienced SH	95	±1	36	±2	
Experienced GD	94	±1	33	±2	
Not Experienced SH/GD	94	±1	10	±1	
Experienced SA	100	±0	100	±0	
Not Experienced SA	97	±1	12	±1	

Note. Percent responding are Reserve component members who answered the question.

207. Continued	Percent Responding		Percentages	Max ME	Percentage Reporting Yes
			Incidence Rate		
National Guard	94	±1	15	±1	
ARNG	93	±1	15	±1	
Enlisted	93	±1	15	±1	
Officers	95	±1	19	±2	
ANG	95	±1	13	±1	
Enlisted	95	±1	12	±1	
Officers	94	±1	20	±2	
Reserve	94	±1	15	±1	
USAR	93	±1	16	±1	
Enlisted	93	±1	16	±2	
Officers	94	±1	17	±2	
USNR	95	±1	16	±2	
Enlisted	94	±1	15	±2	
Officers	95	±2	19	±3	
USMCR	92	±5	19	±6	
USAFR	95	±1	13	±1	
Enlisted	95	±1	11	±1	
Officers	95	±1	19	±2	
MALES	94	±1	2	±1	
Enlisted	94	±1	2	±1	
E1–E4	93	±1	2	±1	
E5–E9	95	±1	2	±1	
Officers	95	±1	2	±1	
O1–O3	95	±1	2	±1	
O4–O6	95	±1	2	±1	
Reserve Unit	94	±1	2	±1	
AGR/FTS/AR	95	±1	2	±1	
IMA	94	±2	2	±1	
Non-Hispanic White	95	±1	2	±1	
Total Minority	94	±1	2	±1	
Experienced SH	93	±2	22	±3	
Experienced GD	92	±3	18	±5	
Not Experienced SH/GD	95	±1	1	±1	
Experienced SA	100	±0	100	±0	
Not Experienced SA	97	±1	1	±1	
National Guard	94	±1	2	±1	
ARNG	94	±1	2	±1	
Enlisted	94	±1	2	±1	
Officers	95	±1	2	±1	
ANG	95	±1	1	±1	
Enlisted	95	±1	1	±1	
Officers	96	±1	2	±1	
Reserve	94	±1	2	±1	
USAR	94	±1	2	±1	
Enlisted	93	±1	2	±1	
Officers	95	±1	2	±1	
USNR	94	±1	2	±1	
Enlisted	94	±1	2	±1	
Officers	95	±1	2	±1	
USMCR	95	±1	1	±1	
Enlisted	95	±1	1	±1	
Officers	95	±2	2	±2	
USAFR	95	±1	1	±1	
Enlisted	95	±1	1	±1	
Officers	94	±2	2	±1	

207. Sexual Assault Prevalence Rate Prior to Joining the Military

	Percent Responding		Percentages	Max ME	Percentage Reporting Yes
			Incidence Rate		
TOTAL DOD	97	±1	2	±1	
National Guard	97	±1	2	±1	
ARNG	97	±1	2	±1	
ANG	97	±1	2	±1	
Reserve	96	±1	2	±1	
USAR	96	±1	2	±1	
USNR	97	±1	2	±1	
USMCR	97	±1	1	±1	
USAFR	97	±1	2	±1	
Enlisted	97	±1	2	±1	
E1-E4	96	±1	2	±1	
E1-E3	96	±1	2	±1	
E4	96	±1	2	±1	
E5-E9	97	±1	2	±1	
Officers	97	±1	2	±1	
O1-O3	97	±1	2	±1	
O4-O6	97	±1	2	±1	
W1-W5	97	±1	2	±1	
Reserve Unit	97	±1	2	±1	
AGR/FTS/AR	97	±1	2	±1	
IMA	97	±1	3	±1	
Non-Hispanic White	97	±1	2	±1	
Total Minority	96	±1	2	±1	
FEMALES	96	±1	6	±1	
Enlisted	96	±1	6	±1	
E1-E4	96	±1	6	±1	
E5-E9	96	±1	6	±1	
Officers	97	±1	8	±1	
O1-O3	97	±1	8	±1	
O4-O6	97	±1	8	±1	
Reserve Unit	96	±1	6	±1	
AGR/FTS/AR	96	±1	6	±1	
IMA	97	±1	9	±2	
Non-Hispanic White	97	±1	8	±1	
Total Minority	96	±1	5	±1	
Experienced SH	95	±1	13	±2	
Experienced GD	95	±1	11	±2	
Not Experienced SH/GD	97	±1	5	±1	
Experienced SA	93	±3	29	±5	
Not Experienced SA	97	±1	6	±1	

Note. Percent responding are Reserve component members who answered the question.

207. Continued	Percent Responding		Percentages	Max ME	Percentage Reporting Yes
			Incidence Rate		
National Guard	96	±1	6	±1	
ARNG	96	±1	7	±1	
Enlisted	96	±1	7	±1	
Officers	96	±1	8	±2	
ANG	97	±1	6	±1	
Enlisted	97	±1	5	±1	
Officers	96	±1	9	±2	
Reserve	96	±1	6	±1	
USAR	96	±1	6	±1	
Enlisted	95	±1	6	±1	
Officers	96	±1	7	±2	
USNR	97	±1	7	±2	
Enlisted	97	±1	6	±2	
Officers	98	±1	9	±2	
USMCR	97	±4	8	±5	
USAFR	97	±1	6	±1	
Enlisted	97	±1	5	±1	
Officers	97	±1	9	±2	
MALES	97	±1	1	±1	
Enlisted	97	±1	1	±1	
E1–E4	96	±1	1	±1	
E5–E9	97	±1	1	±1	
Officers	97	±1	1	±1	
O1–O3	97	±1	1	±1	
O4–O6	97	±1	1	±1	
Reserve Unit	97	±1	1	±1	
AGR/FTS/AR	97	±1	1	±1	
IMA	96	±1	1	±1	
Non-Hispanic White	97	±1	1	±1	
Total Minority	97	±1	0	±1	
Experienced SH	95	±2	4	±2	
Experienced GD	93	±3	2	±3	
Not Experienced SH/GD	97	±1	1	±1	
Experienced SA	90	±5	12	±8	
Not Experienced SA	97	±1	1	±1	
National Guard	97	±1	1	±1	
ARNG	97	±1	1	±1	
Enlisted	97	±1	1	±1	
Officers	97	±1	1	±1	
ANG	97	±1	1	±1	
Enlisted	97	±1	1	±1	
Officers	97	±1	1	±1	
Reserve	97	±1	1	±1	
USAR	96	±1	1	±1	
Enlisted	96	±1	1	±1	
Officers	96	±1	1	±1	
USNR	97	±1	1	±1	
Enlisted	96	±1	1	±1	
Officers	97	±1	1	±1	
USMCR	97	±1	0	±1	
Enlisted	97	±1	0	±1	
Officers	97	±2	1	±1	
USAFR	97	±1	1	±1	
Enlisted	97	±1	1	±1	
Officers	97	±1	1	±1	

207. Sexual Assault Prevalence Rate Since Joining the Military: Combining those who indicated having experienced a sexual assault in the past year with those who were sexually assaulted more than a year ago but after joining the military.

	Percent Responding		Percentages	Max ME	Percentage Reporting Yes
			Incidence Rate		
TOTAL DOD	94	±1	4	±1	
National Guard	94	±1	3	±1	
ARNG	94	±1	3	±1	
ANG	95	±1	3	±1	
Reserve	94	±1	4	±1	
USAR	93	±1	4	±1	
USNR	94	±1	4	±1	
USMCR	94	±1	2	±1	
USAFR	95	±1	3	±1	
Enlisted	94	±1	4	±1	
E1-E4	93	±1	3	±1	
E1-E3	92	±1	3	±1	
E4	94	±1	4	±1	
E5-E9	95	±1	4	±1	
Officers	95	±1	4	±1	
O1-O3	95	±1	4	±1	
O4-O6	95	±1	4	±1	
W1-W5	95	±1	3	±1	
Reserve Unit	94	±1	3	±1	
AGR/FTS/AR	95	±1	4	±1	
IMA	94	±1	5	±1	
Non-Hispanic White	95	±1	4	±1	
Total Minority	93	±1	3	±1	
FEMALES	94	±1	12	±1	
Enlisted	94	±1	11	±1	
E1-E4	93	±1	9	±1	
E5-E9	94	±1	14	±1	
Officers	94	±1	15	±1	
O1-O3	95	±1	13	±1	
O4-O6	94	±1	16	±1	
Reserve Unit	94	±1	12	±1	
AGR/FTS/AR	94	±1	14	±1	
IMA	95	±1	15	±2	
Non-Hispanic White	95	±1	15	±1	
Total Minority	93	±1	9	±1	
Experienced SH	94	±1	32	±2	
Experienced GD	94	±1	30	±2	
Not Experienced SH/GD	94	±1	8	±1	
Experienced SA	100	±0	100	±0	
Not Experienced SA	97	±1	9	±1	

Note. Percent responding are Reserve component members who answered the question.

207. Continued	Percent Responding		Percentages	Max ME	Percentage Reporting Yes
			Incidence Rate		
National Guard	94	±1	12	±1	
ARNG	93	±1	12	±1	
Enlisted	93	±1	12	±1	
Officers	94	±1	17	±2	
ANG	95	±1	10	±1	
Enlisted	95	±1	10	±1	
Officers	94	±2	15	±2	
Reserve	94	±1	12	±1	
USAR	93	±1	13	±1	
Enlisted	93	±1	13	±2	
Officers	94	±1	13	±2	
USNR	95	±1	13	±2	
Enlisted	94	±1	13	±2	
Officers	95	±2	15	±2	
USMCR	92	±5	15	±6	
USAFR	95	±1	10	±1	
Enlisted	95	±1	9	±1	
Officers	95	±1	14	±2	
MALES	94	±1	2	±1	
Enlisted	94	±1	2	±1	
E1-E4	93	±1	2	±1	
E5-E9	95	±1	1	±1	
Officers	95	±1	1	±1	
O1-O3	95	±1	1	±1	
O4-O6	95	±1	1	±1	
Reserve Unit	94	±1	2	±1	
AGR/FTS/AR	95	±1	1	±1	
IMA	94	±2	1	±1	
Non-Hispanic White	95	±1	2	±1	
Total Minority	94	±1	1	±1	
Experienced SH	93	±2	20	±3	
Experienced GD	92	±3	17	±5	
Not Experienced SH/GD	95	±1	1	±1	
Experienced SA	100	±0	100	±0	
Not Experienced SA	97	±1	1	±1	
National Guard	94	±1	2	±1	
ARNG	94	±1	2	±1	
Enlisted	94	±1	2	±1	
Officers	95	±1	1	±1	
ANG	95	±1	1	±1	
Enlisted	95	±1	1	±1	
Officers	96	±1	1	±1	
Reserve	94	±1	2	±1	
USAR	94	±1	2	±1	
Enlisted	93	±1	2	±1	
Officers	95	±1	1	±1	
USNR	94	±1	1	±1	
Enlisted	94	±1	1	±1	
Officers	95	±1	1	±1	
USMCR	95	±1	1	±1	
Enlisted	95	±1	1	±1	
Officers	95	±2	2	±1	
USAFR	95	±1	1	±1	
Enlisted	95	±1	1	±1	
Officers	94	±2	1	±1	

208. What is your current relationship status?

1. Married

2. Living with a boyfriend or girlfriend

3. In a committed romantic relationship,
but not living together

4. Single









































5. Other or prefer not to say

	Percent Responding		Percentages					Max ME	Percentage Reporting Married/ Cohabiting		
			1	2	3	4	5				
TOTAL DOD	99	±1	49	11	11	26	3	±1	60.0	±1.0	
National Guard	99	±1	49	12	11	25	2	±1	61.0	±1.0	
ARNG	99	±1	46	12	12	27	2	±1	58.0	±1.0	
ANG	99	±1	58	10	9	20	2	±1	68.0	±1.0	
Reserve	99	±1	49	10	11	27	3	±1	59.0	±1.0	
USAR	99	±1	49	10	11	27	3	±1	58.0	±1.0	
USNR	99	±1	57	8	9	23	3	±2	65.0	±2.0	
USMCR	98	±1	28	14	18	37	4	±2	41.0	±2.0	
USAFR	99	±1	56	9	9	23	3	±1	65.0	±2.0	
Enlisted	99	±1	45	12	12	28	3	±1	56.0	±1.0	
E1-E4	98	±1	25	14	18	40	3	±1	39.0	±1.0	
E1-E3	99	±1	13	11	24	48	3	±2	25.0	±2.0	
E4	98	±1	33	15	14	35	3	±2	48.0	±2.0	
E5-E9	99	±1	62	10	7	18	3	±1	73.0	±1.0	
Officers	99	±1	72	6	6	14	2	±1	78.0	±1.0	
O1-O3	98	±1	63	9	8	18	2	±2	72.0	±2.0	
O4-O6	99	±1	81	3	4	10	2	±1	84.0	±1.0	
W1-W5	98	±1	77	6	5	10	2	±2	83.0	±2.0	
Reserve Unit	99	±1	46	12	12	28	3	±1	58.0	±1.0	
AGR/FTS/AR	99	±1	73	6	6	12	2	±1	79.0	±1.0	
IMA	98	±1	74	5	4	15	2	±2	80.0	±2.0	
Non-Hispanic White	99	±1	53	11	10	23	2	±1	65.0	±1.0	
Total Minority	99	±1	42	10	13	31	4	±1	52.0	±1.0	
FEMALES	98	±1	37	15	15	30	4	±1	52.0	±1.0	
Enlisted	98	±1	33	16	16	31	4	±1	49.0	±1.0	
E1-E4	98	±1	22	18	20	36	4	±2	40.0	±2.0	
E5-E9	98	±1	45	14	11	27	4	±1	59.0	±1.0	
Officers	99	±1	56	9	10	23	2	±1	65.0	±1.0	
O1-O3	98	±1	50	12	12	24	2	±2	62.0	±2.0	
O4-O6	99	±1	65	5	7	21	2	±2	70.0	±2.0	
Reserve Unit	98	±1	34	16	15	31	4	±1	50.0	±1.0	
AGR/FTS/AR	98	±1	52	10	11	24	3	±1	62.0	±1.0	
IMA	99	±1	66	6	6	21	2	±3	72.0	±3.0	
Non-Hispanic White	98	±1	42	17	13	26	3	±1	59.0	±1.0	
Total Minority	98	±1	32	13	16	34	4	±1	45.0	±1.0	
Experienced SH	98	±1	31	17	17	31	4	±2	47.0	±2.0	
Experienced GD	97	±1	38	16	12	29	5	±2	54.0	±2.0	
Not Experienced SH/GD	99	±1	38	15	14	30	3	±1	53.0	±1.0	
Experienced SA	94	±2	18	19	18	40	5	±5	36.0	±5.0	
Not Experienced SA	99	±1	37	15	14	30	3	±1	52.0	±1.0	























































Note. Percent responding are Reserve component members who answered the question.

208. Continued	Percent Responding		Percentages					Max ME	Percentage Reporting Married/ Cohabiting		
			1	2	3	4	5				
National Guard	98	±1	34	17	16	29	3	±1	52.0	±1.0	
ARNG	98	±1	30	19	17	31	3	±2	49.0	±2.0	
Enlisted	98	±1	28	19	18	32	3	±2	47.0	±2.0	
Officers	98	±1	50	12	11	24	2	±2	63.0	±2.0	
ANG	98	±1	46	14	12	25	3	±2	60.0	±2.0	
Enlisted	98	±1	42	15	13	26	3	±2	58.0	±2.0	
Officers	99	±1	66	7	7	17	3	±3	73.0	±2.0	
Reserve	98	±1	39	13	14	31	4	±1	52.0	±1.0	
USAR	98	±1	36	13	15	32	4	±2	49.0	±2.0	
Enlisted	98	±1	32	14	15	34	5	±2	46.0	±2.0	
Officers	99	±1	51	9	11	27	2	±2	60.0	±2.0	
USNR	98	±1	42	12	13	30	3	±2	54.0	±2.0	
Enlisted	98	±1	37	14	13	32	4	±3	51.0	±3.0	
Officers	99	±1	60	8	9	21	2	±3	67.0	±3.0	
USMCR	97	±4	34	11	15	36	5	±8	45.0	±7.0	
USAFR	99	±1	45	12	12	27	3	±2	57.0	±2.0	
Enlisted	98	±1	39	14	14	29	3	±2	54.0	±2.0	
Officers	99	±1	67	5	7	18	3	±2	72.0	±2.0	
MALES	99	±1	52	10	11	25	3	±1	62.0	±1.0	
Enlisted	99	±1	47	11	12	28	3	±1	58.0	±1.0	
E1-E4	99	±1	26	13	17	41	3	±2	38.0	±2.0	
E5-E9	99	±1	66	9	6	16	2	±1	76.0	±1.0	
Officers	99	±1	76	6	5	12	2	±1	81.0	±1.0	
O1-O3	98	±1	66	8	7	16	2	±2	74.0	±2.0	
O4-O6	99	±1	84	3	4	8	1	±1	87.0	±1.0	
Reserve Unit	99	±1	49	11	11	27	3	±1	59.0	±1.0	
AGR/FTS/AR	99	±1	79	5	5	9	2	±2	84.0	±1.0	
IMA	98	±1	77	5	3	12	2	±3	83.0	±3.0	
Non-Hispanic White	99	±1	55	10	10	22	2	±1	66.0	±1.0	
Total Minority	99	±1	45	9	12	30	4	±1	55.0	±1.0	
Experienced SH	98	±1	42	12	13	29	4	±4	54.0	±4.0	
Experienced GD	97	±2	49	12	8	25	6	±5	60.0	±5.0	
Not Experienced SH/GD	99	±1	53	10	10	25	2	±1	63.0	±1.0	
Experienced SA	91	±5	38	6	18	29	8	±10	44.0	±10.0	
Not Experienced SA	99	±1	52	10	10	25	2	±1	62.0	±1.0	
National Guard	99	±1	52	11	11	25	2	±1	63.0	±1.0	
ARNG	99	±1	49	11	11	26	2	±1	60.0	±1.0	
Enlisted	99	±1	45	12	12	28	2	±2	57.0	±2.0	
Officers	99	±1	74	7	5	12	2	±2	81.0	±2.0	
ANG	99	±1	61	9	8	19	2	±1	70.0	±1.0	
Enlisted	98	±1	58	10	9	21	2	±2	68.0	±2.0	
Officers	99	±1	82	4	4	8	1	±2	86.0	±2.0	
Reserve	99	±1	52	9	10	26	3	±1	61.0	±1.0	
USAR	99	±1	52	9	10	26	3	±2	61.0	±2.0	
Enlisted	99	±1	48	10	11	29	3	±2	58.0	±2.0	
Officers	99	±1	72	6	7	13	2	±2	78.0	±2.0	
USNR	99	±1	62	7	8	21	3	±2	68.0	±2.0	
Enlisted	99	±1	56	7	9	25	3	±2	63.0	±2.0	
Officers	99	±1	79	5	4	10	1	±2	84.0	±2.0	
USMCR	98	±1	27	14	18	37	4	±2	41.0	±2.0	
Enlisted	98	±1	22	15	20	40	4	±2	37.0	±2.0	
Officers	98	±1	73	7	5	14	2	±3	79.0	±3.0	
USAFR	99	±1	60	8	8	21	3	±2	68.0	±2.0	
Enlisted	99	±1	54	10	9	24	3	±2	64.0	±2.0	
Officers	98	±1	82	3	4	9	2	±2	85.0	±2.0	

209. Are you Spanish/Hispanic/Latino?

	Percent Responding		Percentages	Max ME	Percentage Reporting Yes
			Yes		
TOTAL DOD	98	±1	15	±1	
National Guard	98	±1	12	±1	
ARNG	98	±1	12	±1	
ANG	98	±1	11	±1	
Reserve	98	±1	18	±1	
USAR	97	±1	20	±1	
USNR	98	±1	16	±2	
USMCR	98	±1	23	±2	
USAFR	98	±1	14	±1	
Enlisted	98	±1	16	±1	
E1-E4	98	±1	18	±1	
E1-E3	98	±1	18	±2	
E4	97	±1	18	±1	
E5-E9	98	±1	14	±1	
Officers	98	±1	9	±1	
O1-O3	98	±1	10	±1	
O4-O6	98	±1	7	±1	
W1-W5	98	±1	11	±2	
Reserve Unit	98	±1	15	±1	
AGR/FTS/AR	98	±1	14	±1	
IMA	98	±1	11	±2	
Non-Hispanic White	98	±1	0	±0	
Total Minority	98	±1	39	±1	
FEMALES	98	±1	18	±1	
Enlisted	98	±1	19	±1	
E1-E4	98	±1	20	±2	
E5-E9	98	±1	17	±1	
Officers	98	±1	10	±1	
O1-O3	98	±1	13	±2	
O4-O6	98	±1	7	±1	
Reserve Unit	98	±1	18	±1	
AGR/FTS/AR	98	±1	16	±1	
IMA	98	±1	11	±2	
Non-Hispanic White	98	±1	0	±0	
Total Minority	98	±1	35	±1	
Experienced SH	97	±1	20	±2	
Experienced GD	97	±1	18	±2	
Not Experienced SH/GD	98	±1	17	±1	
Experienced SA	94	±2	17	±4	
Not Experienced SA	98	±1	17	±1	

Note. Percent responding are Reserve component members who answered the question.

209. Continued	Percent Responding		Percentages	Max ME	Percentage Reporting Yes
			Yes		
National Guard	98	±1	15	±1	
ARNG	98	±1	16	±1	
Enlisted	98	±1	17	±2	
Officers	98	±1	10	±2	
ANG	98	±1	12	±1	
Enlisted	98	±1	12	±1	
Officers	98	±1	8	±2	
Reserve	98	±1	20	±1	
USAR	98	±1	22	±2	
Enlisted	97	±1	24	±2	
Officers	98	±1	13	±2	
USNR	98	±1	20	±2	
Enlisted	98	±1	23	±3	
Officers	99	±1	8	±2	
USMCR	96	±4	31	±7	
USAFR	98	±1	16	±2	
Enlisted	98	±1	18	±2	
Officers	98	±1	7	±2	
MALES	98	±1	14	±1	
Enlisted	98	±1	15	±1	
E1-E4	97	±1	17	±1	
E5-E9	98	±1	14	±1	
Officers	98	±1	8	±1	
O1-O3	98	±1	9	±1	
O4-O6	98	±1	7	±1	
Reserve Unit	98	±1	14	±1	
AGR/FTS/AR	98	±1	13	±1	
IMA	98	±1	11	±2	
Non-Hispanic White	98	±1	0	±0	
Total Minority	98	±1	40	±1	
Experienced SH	97	±2	13	±3	
Experienced GD	95	±2	14	±4	
Not Experienced SH/GD	98	±1	14	±1	
Experienced SA	91	±5	15	±9	
Not Experienced SA	98	±1	14	±1	
National Guard	98	±1	11	±1	
ARNG	98	±1	12	±1	
Enlisted	98	±1	12	±1	
Officers	98	±1	8	±1	
ANG	98	±1	11	±1	
Enlisted	98	±1	11	±1	
Officers	98	±1	6	±2	
Reserve	98	±1	18	±1	
USAR	97	±1	19	±1	
Enlisted	97	±1	21	±2	
Officers	98	±1	10	±2	
USNR	98	±1	15	±2	
Enlisted	98	±1	17	±2	
Officers	98	±1	8	±2	
USMCR	98	±1	23	±2	
Enlisted	98	±1	25	±2	
Officers	97	±1	9	±3	
USAFR	98	±1	14	±2	
Enlisted	98	±1	15	±2	
Officers	98	±1	6	±2	

210. What is your race?a. White
d. Asianb. Black
e. Native Hawaiian/Other Pacific Islanderc. American Indian/Alaska Native
f. More than one race

	Percent Responding		Percentages						Max ME
			a	b	c	d	e	f	
TOTAL DOD	96	±1	78	17	4	7	2	5	±1
National Guard	96	±1	82	14	3	5	2	5	±1
ARNG	96	±1	81	15	3	5	2	5	±1
ANG	96	±1	86	10	3	6	3	6	±1
Reserve	95	±1	73	21	4	9	2	6	±1
USAR	95	±1	69	24	4	8	2	5	±1
USNR	95	±1	74	18	4	11	2	5	±2
USMCR	94	±1	83	12	4	7	2	6	±2
USAFR	95	±1	77	18	4	8	2	7	±1
Enlisted	95	±1	77	18	4	7	2	6	±1
E1-E4	95	±1	74	20	4	8	2	6	±1
E1-E3	95	±1	75	20	4	7	2	6	±2
E4	95	±1	74	20	4	8	2	6	±2
E5-E9	96	±1	79	16	4	6	2	5	±1
Officers	97	±1	84	11	3	7	1	4	±1
O1-O3	97	±1	81	13	3	8	2	5	±1
O4-O6	97	±1	87	9	2	6	1	3	±1
W1-W5	96	±1	86	12	3	3	1	4	±2
Reserve Unit	95	±1	78	17	4	7	2	6	±1
AGR/FTS/AR	96	±1	80	17	3	5	2	4	±1
IMA	96	±1	85	11	3	6	2	5	±2
Non-Hispanic White	97	±1	100	0	0	0	0	0	±0
Total Minority	93	±1	41	46	10	18	5	15	±1
FEMALES	95	±1	69	26	4	7	2	7	±1
Enlisted	95	±1	68	28	5	7	2	7	±1
E1-E4	95	±1	67	29	5	8	2	8	±2
E5-E9	95	±1	69	26	4	6	2	6	±1
Officers	97	±1	75	20	2	8	1	5	±1
O1-O3	96	±1	73	22	3	8	2	6	±2
O4-O6	97	±1	79	16	2	7	1	4	±1
Reserve Unit	95	±1	69	26	4	7	2	7	±1
AGR/FTS/AR	95	±1	67	29	4	5	2	6	±1
IMA	97	±1	78	17	3	9	3	8	±3
Non-Hispanic White	98	±1	100	0	0	0	0	0	±0
Total Minority	93	±1	36	54	9	15	5	14	±1
Experienced SH	94	±1	75	22	5	7	2	9	±2
Experienced GD	94	±1	77	20	6	6	2	8	±2
Not Experienced SH/GD	96	±1	68	27	4	7	2	7	±1
Experienced SA	92	±3	75	24	6	6	1	9	±5
Not Experienced SA	96	±1	69	26	4	7	2	7	±1

Note. Percent responding are Reserve members who answered the question. Members were allowed to mark more than one option, and therefore, the sum of subitems does not equal 100%.

210. Continued	Percent Responding		Percentages						Max ME
			a	b	c	d	e	f	
National Guard	96	±1	75	22	4	6	2	7	±1
ARNG	95	±1	72	24	4	5	2	6	±2
Enlisted	95	±1	72	25	4	5	2	7	±2
Officers	97	±1	78	18	3	5	2	5	±2
ANG	96	±1	81	15	4	6	3	7	±1
Enlisted	96	±1	79	16	4	6	3	7	±2
Officers	96	±1	88	8	3	6	2	6	±2
Reserve	95	±1	63	31	4	9	2	7	±1
USAR	95	±1	59	35	4	8	2	7	±2
Enlisted	94	±1	58	36	5	8	3	7	±2
Officers	96	±1	65	29	3	9	1	5	±2
USNR	95	±1	66	26	5	10	2	8	±2
Enlisted	94	±1	63	29	6	10	2	9	±3
Officers	97	±1	77	16	2	10	1	5	±3
USMCR	90	±5	78	16	4	9	1	6	±7
USAFR	95	±1	70	26	4	9	3	9	±2
Enlisted	95	±1	66	30	5	9	3	10	±2
Officers	97	±1	84	12	2	9	1	6	±2
MALES	96	±1	80	15	3	7	2	5	±1
Enlisted	95	±1	79	16	4	7	2	5	±1
E1-E4	95	±1	76	18	4	8	2	6	±1
E5-E9	96	±1	82	14	4	6	2	5	±1
Officers	97	±1	87	9	3	6	1	4	±1
O1-O3	97	±1	84	11	3	8	2	5	±2
O4-O6	97	±1	89	7	3	5	1	3	±1
Reserve Unit	96	±1	80	15	4	7	2	5	±1
AGR/FTS/AR	96	±1	83	14	3	5	2	4	±1
IMA	95	±2	87	8	3	6	1	4	±2
Non-Hispanic White	97	±1	100	0	0	0	0	0	±0
Total Minority	93	±1	43	43	10	19	5	15	±1
Experienced SH	95	±2	81	16	5	7	3	8	±3
Experienced GD	91	±3	86	13	7	9	4	11	±4
Not Experienced SH/GD	96	±1	80	15	3	7	2	5	±1
Experienced SA	88	±6	84	16	5	7	7	12	±8
Not Experienced SA	96	±1	81	15	3	7	2	5	±1
National Guard	96	±1	84	12	3	5	2	5	±1
ARNG	96	±1	83	14	3	5	2	5	±1
Enlisted	96	±1	82	14	3	5	2	5	±1
Officers	97	±1	89	8	3	5	1	4	±2
ANG	96	±1	88	8	3	6	3	6	±1
Enlisted	96	±1	87	9	3	7	3	6	±1
Officers	96	±1	91	5	3	5	2	4	±2
Reserve	95	±1	75	18	4	9	2	5	±1
USAR	95	±1	72	21	4	8	2	5	±2
Enlisted	94	±1	71	22	4	8	2	5	±2
Officers	96	±1	78	15	3	9	1	4	±2
USNR	95	±1	76	15	4	11	2	5	±2
Enlisted	95	±1	71	19	5	12	2	5	±2
Officers	97	±1	88	7	2	7	1	3	±2
USMCR	95	±1	83	12	4	7	2	6	±2
Enlisted	95	±1	82	13	4	8	2	6	±2
Officers	95	±2	91	6	3	5	1	4	±2
USAFR	95	±1	80	16	4	8	2	7	±2
Enlisted	95	±1	77	18	4	8	2	7	±2
Officers	96	±1	90	6	3	7	1	5	±2

211. To what extent do/would you feel safe from being sexually assaulted at your home duty station?1. Very unsafe
4. Safe2. Unsafe
5. Very safe

3. Neither safe nor unsafe

	Percent Responding		Percentages					Max ME	Percentage Reporting Safe		
			1	2	3	4	5				
TOTAL DOD	98	±1	0	0	3	14	82	±1	96.0	±1.0	
National Guard	98	±1	0	0	3	13	83	±1	97.0	±1.0	
ARNG	98	±1	0	0	3	14	82	±1	96.0	±1.0	
ANG	98	±1	0	0	2	11	87	±1	98.0	±1.0	
Reserve	98	±1	0	1	4	15	80	±1	96.0	±1.0	
USAR	98	±1	0	1	4	17	78	±1	95.0	±1.0	
USNR	99	±1	0	0	3	14	83	±2	97.0	±1.0	
USMCR	99	±1	1	0	2	12	84	±2	97.0	±1.0	
USAFR	99	±1	0	0	3	13	84	±1	97.0	±1.0	
Enlisted	98	±1	0	1	3	15	81	±1	96.0	±1.0	
E1-E4	98	±1	1	1	4	17	78	±1	95.0	±1.0	
E1-E3	98	±1	1	1	4	17	78	±2	95.0	±1.0	
E4	98	±1	1	1	4	17	77	±2	95.0	±1.0	
E5-E9	99	±1	0	0	3	13	84	±1	96.0	±1.0	
Officers	98	±1	0	0	2	10	88	±1	98.0	±1.0	
O1-O3	98	±1	0	0	2	12	85	±1	97.0	±1.0	
O4-O6	99	±1	0	0	1	7	91	±1	99.0	±1.0	
W1-W5	98	±1	0	0	2	9	89	±2	98.0	±1.0	
Reserve Unit	98	±1	0	0	3	14	82	±1	96.0	±1.0	
AGR/FTS/AR	98	±1	0	0	2	12	85	±1	97.0	±1.0	
IMA	97	±1	0	0	2	9	89	±2	98.0	±1.0	
Non-Hispanic White	98	±1	0	0	2	11	86	±1	97.0	±1.0	
Total Minority	98	±1	1	1	4	19	75	±1	94.0	±1.0	
FEMALES	98	±1	1	1	8	29	62	±1	90.0	±1.0	
Enlisted	98	±1	1	1	8	30	60	±1	90.0	±1.0	
E1-E4	98	±1	1	1	9	30	58	±2	88.0	±2.0	
E5-E9	98	±1	0	1	8	29	62	±1	91.0	±1.0	
Officers	99	±1	0	1	5	25	69	±2	94.0	±1.0	
O1-O3	99	±1	0	1	6	27	66	±2	93.0	±1.0	
O4-O6	99	±1	0	0	4	21	75	±2	96.0	±1.0	
Reserve Unit	98	±1	1	1	8	29	61	±1	90.0	±1.0	
AGR/FTS/AR	98	±1	0	1	7	30	62	±2	92.0	±1.0	
IMA	98	±1	0	0	5	19	76	±3	95.0	±2.0	
Non-Hispanic White	98	±1	0	1	6	27	65	±2	92.0	±1.0	
Total Minority	98	±1	1	1	10	31	58	±2	88.0	±1.0	
Experienced SH	98	±1	2	5	22	42	29	±3	71.0	±3.0	
Experienced GD	97	±1	2	5	23	39	31	±3	70.0	±3.0	
Not Experienced SH/GD	98	±1	0	0	5	26	69	±1	94.0	±1.0	
Experienced SA	91	±4	4	5	29	33	29	±7	62.0	±6.0	
Not Experienced SA	99	±1	1	1	7	29	62	±1	91.0	±1.0	

Note. Percent responding are Reserve component members who answered the question. *Percentage Reporting Safe* includes members who indicated "Safe" and "Very Safe."









































211. Continued	Percent Responding		Percentages					Max ME	Percentage Reporting Safe		
			1	2	3	4	5				
National Guard	98	±1	1	1	7	28	63	±2	91.0	±1.0	
ARNG	98	±1	1	1	8	29	60	±2	89.0	±2.0	
Enlisted	98	±1	1	1	9	29	60	±2	89.0	±2.0	
Officers	98	±1	0	1	6	28	65	±3	93.0	±2.0	
ANG	98	±1	0	0	5	25	69	±2	94.0	±1.0	
Enlisted	98	±1	0	0	5	26	68	±2	94.0	±1.0	
Officers	99	±1	0	1	4	19	76	±3	95.0	±2.0	
Reserve	98	±1	1	1	8	30	60	±2	90.0	±1.0	
USAR	98	±1	1	2	10	32	56	±2	88.0	±2.0	
Enlisted	98	±1	1	2	11	33	54	±3	87.0	±2.0	
Officers	99	±1	0	1	6	28	65	±3	93.0	±2.0	
USNR	99	±1	0	1	7	27	65	±3	92.0	±2.0	
Enlisted	98	±1	0	1	8	28	63	±3	91.0	±3.0	
Officers	99	±1	0	1	3	24	73	±3	96.0	±2.0	
USMCR	97	±5	1	3	10	38	49	±9	87.0	±7.0	
USAFR	98	±1	0	1	5	26	68	±2	94.0	±1.0	
Enlisted	98	±1	0	1	6	28	65	±2	93.0	±1.0	
Officers	99	±1	0	0	3	18	78	±2	96.0	±1.0	
MALES	98	±1	0	0	2	11	87	±1	98.0	±1.0	
Enlisted	98	±1	0	0	2	12	86	±1	97.0	±1.0	
E1-E4	98	±1	1	1	2	14	83	±2	97.0	±1.0	
E5-E9	99	±1	0	0	2	9	88	±1	98.0	±1.0	
Officers	98	±1	0	0	1	6	93	±1	99.0	±1.0	
O1-O3	98	±1	0	0	1	8	91	±1	99.0	±1.0	
O4-O6	99	±1	0	0	1	5	95	±1	99.0	±1.0	
Reserve Unit	98	±1	0	0	2	11	86	±1	97.0	±1.0	
AGR/FTS/AR	98	±1	0	0	1	8	90	±1	98.0	±1.0	
IMA	97	±1	0	0	1	5	94	±2	99.0	±1.0	
Non-Hispanic White	98	±1	0	0	1	8	90	±1	98.0	±1.0	
Total Minority	99	±1	1	0	3	15	81	±1	96.0	±1.0	
Experienced SH	97	±2	1	4	14	31	50	±4	80.0	±4.0	
Experienced GD	95	±3	2	5	18	25	50	±6	75.0	±6.0	
Not Experienced SH/GD	99	±1	0	0	1	10	89	±1	98.0	±1.0	
Experienced SA	89	±6	1	15	24	27	32	±12	60.0	±12.0	
Not Experienced SA	99	±1	0	0	2	11	87	±1	98.0	±1.0	
National Guard	98	±1	0	0	2	10	87	±1	98.0	±1.0	
ARNG	99	±1	0	0	2	11	86	±1	98.0	±1.0	
Enlisted	99	±1	0	0	2	12	86	±1	97.0	±1.0	
Officers	98	±1	0	0	1	7	92	±1	99.0	±1.0	
ANG	98	±1	0	0	1	8	91	±1	98.0	±1.0	
Enlisted	98	±1	0	0	1	8	90	±1	98.0	±1.0	
Officers	99	±1	0	0	0	5	94	±2	99.0	±1.0	
Reserve	98	±1	0	0	2	11	86	±1	97.0	±1.0	
USAR	98	±1	0	1	3	12	84	±2	97.0	±1.0	
Enlisted	98	±1	0	1	3	13	83	±2	96.0	±1.0	
Officers	98	±1	0	0	1	8	90	±2	99.0	±1.0	
USNR	99	±1	0	0	1	10	88	±2	98.0	±1.0	
Enlisted	99	±1	0	0	2	13	85	±2	98.0	±1.0	
Officers	99	±1	0	0	0	5	95	±2	99.0	±1.0	
USMCR	99	±1	1	0	2	11	86	±2	97.0	±1.0	
Enlisted	99	±1	1	0	2	12	84	±2	97.0	±2.0	
Officers	98	±1	0	0	0	3	96	±2	100.0	±1.0	
USAFR	99	±1	0	0	2	9	89	±2	98.0	±1.0	
Enlisted	99	±1	0	0	2	10	88	±2	98.0	±1.0	
Officers	98	±1	0	0	0	4	95	±2	99.0	±1.0	

212. To what extent do/would you feel safe from being sexually assaulted during military operations, training, or exercises away from your home duty station?























































1. Very unsafe
4. Safe

2. Unsafe
5. Very safe

3. Neither safe nor unsafe

	Percent Responding		Percentages					Max ME	Percentage Reporting Safe		
			1	2	3	4	5				
TOTAL DOD	98	±1	1	1	5	20	74	±1	94.0	±1.0	
National Guard	98	±1	1	1	4	19	75	±1	94.0	±1.0	
ARNG	98	±1	1	1	4	19	76	±1	95.0	±1.0	
ANG	98	±1	0	1	5	20	74	±1	94.0	±1.0	
Reserve	98	±1	1	1	6	21	72	±1	93.0	±1.0	
USAR	98	±1	1	1	6	21	70	±2	92.0	±1.0	
USNR	99	±1	0	1	5	22	72	±2	94.0	±1.0	
USMCR	98	±1	1	1	3	15	81	±2	96.0	±1.0	
USAFR	99	±1	0	1	6	21	72	±1	93.0	±1.0	
Enlisted	98	±1	1	1	5	20	73	±1	93.0	±1.0	
E1-E4	98	±1	1	1	6	22	70	±2	93.0	±1.0	
E1-E3	98	±1	1	1	5	23	70	±2	93.0	±1.0	
E4	98	±1	1	1	6	22	70	±2	92.0	±1.0	
E5-E9	98	±1	0	1	5	19	75	±1	94.0	±1.0	
Officers	98	±1	0	1	4	17	79	±1	95.0	±1.0	
O1-O3	98	±1	0	1	4	19	75	±1	95.0	±1.0	
O4-O6	99	±1	0	1	3	14	82	±1	96.0	±1.0	
W1-W5	98	±1	0	1	3	15	82	±2	96.0	±1.0	
Reserve Unit	98	±1	1	1	5	20	74	±1	94.0	±1.0	
AGR/FTS/AR	98	±1	0	1	5	17	77	±1	94.0	±1.0	
IMA	98	±1	0	1	5	16	78	±2	95.0	±1.0	
Non-Hispanic White	98	±1	0	1	4	17	78	±1	95.0	±1.0	
Total Minority	98	±1	1	1	7	24	67	±1	91.0	±1.0	
FEMALES	98	±1	1	3	15	38	43	±1	81.0	±1.0	
Enlisted	98	±1	1	3	15	38	42	±1	81.0	±1.0	
E1-E4	98	±1	2	3	16	37	43	±2	80.0	±2.0	
E5-E9	98	±1	1	3	15	40	41	±1	81.0	±1.0	
Officers	99	±1	1	3	13	40	44	±2	84.0	±1.0	
O1-O3	99	±1	1	3	14	41	42	±2	83.0	±2.0	
O4-O6	99	±1	1	2	12	38	47	±2	85.0	±1.0	
Reserve Unit	98	±1	1	3	15	38	43	±1	81.0	±1.0	
AGR/FTS/AR	98	±1	1	2	15	40	42	±2	82.0	±1.0	
IMA	98	±1	0	2	14	34	50	±3	84.0	±3.0	
Non-Hispanic White	98	±1	1	3	13	38	44	±2	83.0	±1.0	
Total Minority	98	±1	1	3	16	39	41	±2	80.0	±2.0	
Experienced SH	97	±1	3	11	29	40	17	±3	57.0	±3.0	
Experienced GD	97	±1	4	11	30	36	19	±3	54.0	±3.0	
Not Experienced SH/GD	98	±1	1	1	11	38	49	±1	87.0	±1.0	
Experienced SA	91	±4	6	11	37	29	18	±6	47.0	±7.0	
Not Experienced SA	99	±1	1	3	14	39	43	±1	82.0	±1.0	

Note. Percent responding are Reserve component members who answered the question. *Percentage Reporting Safe* includes members who indicated "Safe" and "Very Safe."

212. Continued	Percent Responding		Percentages					Max ME	Percentage Reporting Safe		
			1	2	3	4	5				
National Guard	98	±1	1	3	14	38	44	±2	82.0	±1.0	
ARNG	98	±1	1	3	14	37	45	±2	82.0	±2.0	
Enlisted	98	±1	2	3	14	37	45	±2	82.0	±2.0	
Officers	98	±1	0	2	12	42	43	±3	85.0	±2.0	
ANG	98	±1	0	2	15	40	42	±2	82.0	±1.0	
Enlisted	98	±1	0	2	15	40	42	±2	82.0	±2.0	
Officers	99	±1	1	2	13	41	43	±3	84.0	±2.0	
Reserve	98	±1	1	3	16	39	42	±2	80.0	±1.0	
USAR	98	±1	1	3	17	39	40	±2	78.0	±2.0	
Enlisted	98	±1	2	3	17	38	39	±3	77.0	±2.0	
Officers	99	±1	1	3	14	39	43	±3	82.0	±2.0	
USNR	99	±1	1	3	14	39	43	±3	82.0	±2.0	
Enlisted	99	±1	0	3	15	39	42	±3	81.0	±3.0	
Officers	99	±1	1	2	11	41	46	±4	86.0	±3.0	
USMCR	96	±5	0	3	14	44	38	±9	82.0	±8.0	
USAFR	98	±1	0	3	14	38	45	±2	83.0	±2.0	
Enlisted	98	±1	0	3	14	38	44	±2	83.0	±2.0	
Officers	99	±1	0	3	12	37	48	±3	85.0	±2.0	
MALES	98	±1	0	0	3	15	81	±1	97.0	±1.0	
Enlisted	98	±1	0	0	3	16	80	±1	96.0	±1.0	
E1-E4	98	±1	1	1	3	19	77	±2	96.0	±1.0	
E5-E9	98	±1	0	0	3	14	83	±1	97.0	±1.0	
Officers	98	±1	0	0	1	11	87	±1	98.0	±1.0	
O1-O3	98	±1	0	0	2	13	85	±2	98.0	±1.0	
O4-O6	99	±1	0	0	1	9	89	±1	99.0	±1.0	
Reserve Unit	98	±1	0	0	3	16	81	±1	97.0	±1.0	
AGR/FTS/AR	98	±1	0	0	2	12	86	±1	97.0	±1.0	
IMA	98	±1	0	0	1	9	89	±2	98.0	±1.0	
Non-Hispanic White	98	±1	0	0	2	13	84	±1	97.0	±1.0	
Total Minority	98	±1	1	1	4	20	76	±2	95.0	±1.0	
Experienced SH	97	±2	2	4	16	34	44	±4	77.0	±4.0	
Experienced GD	95	±3	4	4	16	29	46	±6	76.0	±6.0	
Not Experienced SH/GD	98	±1	0	0	2	14	83	±1	97.0	±1.0	
Experienced SA	89	±6	10	7	26	22	34	±12	57.0	±12.0	
Not Experienced SA	99	±1	0	0	2	15	82	±1	97.0	±1.0	
National Guard	98	±1	0	0	2	15	82	±1	97.0	±1.0	
ARNG	98	±1	1	0	2	15	82	±1	97.0	±1.0	
Enlisted	98	±1	1	0	2	16	81	±2	97.0	±1.0	
Officers	98	±1	0	0	1	11	88	±2	98.0	±1.0	
ANG	98	±1	0	0	3	16	81	±1	97.0	±1.0	
Enlisted	98	±1	0	0	3	16	81	±2	97.0	±1.0	
Officers	99	±1	0	0	2	14	84	±2	98.0	±1.0	
Reserve	98	±1	0	1	3	16	80	±1	96.0	±1.0	
USAR	98	±1	0	1	3	16	79	±2	96.0	±1.0	
Enlisted	98	±1	0	1	4	17	78	±2	95.0	±1.0	
Officers	98	±1	1	0	2	13	85	±2	98.0	±1.0	
USNR	98	±1	0	0	2	17	81	±2	97.0	±1.0	
Enlisted	98	±1	0	0	3	19	78	±2	97.0	±1.0	
Officers	99	±1	0	0	1	9	90	±2	99.0	±1.0	
USMCR	98	±1	1	0	2	14	83	±2	97.0	±1.0	
Enlisted	99	±1	1	0	2	15	82	±2	96.0	±2.0	
Officers	98	±1	0	0	1	5	95	±2	99.0	±1.0	
USAFR	99	±1	0	0	3	15	82	±2	97.0	±1.0	
Enlisted	99	±1	0	0	3	16	80	±2	97.0	±1.0	
Officers	98	±1	0	0	1	9	89	±2	98.0	±1.0	

213. In the military, how likely is it that an instance of sexual harassment would be reported?

1. Very unlikely

2. Unlikely

3. Neither likely nor unlikely

4. Likely

5. Very likely









































	Percent Responding		Percentages					Max ME	Percentage Reporting Likely		
			1	2	3	4	5				
TOTAL DOD	98	±1	3	11	18	38	29	±1	67.0	±1.0	
National Guard	98	±1	3	11	19	38	29	±1	67.0	±1.0	
ARNG	98	±1	4	11	18	37	30	±1	67.0	±1.0	
ANG	98	±1	2	10	20	42	26	±1	68.0	±1.0	
Reserve	98	±1	3	12	18	38	28	±1	67.0	±1.0	
USAR	98	±1	4	13	18	37	29	±2	66.0	±2.0	
USNR	99	±1	2	10	18	43	27	±2	70.0	±2.0	
USMCR	98	±1	4	10	20	34	32	±2	66.0	±3.0	
USAFR	98	±1	2	11	19	41	26	±2	67.0	±2.0	
Enlisted	98	±1	4	12	19	37	29	±1	66.0	±1.0	
E1-E4	98	±1	4	12	21	34	28	±2	63.0	±2.0	
E1-E3	98	±1	5	12	22	34	28	±2	62.0	±2.0	
E4	98	±1	4	13	20	34	29	±2	63.0	±2.0	
E5-E9	98	±1	3	11	17	40	29	±1	69.0	±1.0	
Officers	98	±1	2	10	16	45	27	±1	72.0	±1.0	
O1-O3	98	±1	2	12	18	44	24	±2	68.0	±2.0	
O4-O6	99	±1	1	8	14	47	29	±1	76.0	±1.0	
W1-W5	98	±1	2	9	15	43	31	±3	74.0	±3.0	
Reserve Unit	98	±1	3	11	19	38	29	±1	66.0	±1.0	
AGR/FTS/AR	98	±1	2	11	16	42	29	±2	71.0	±1.0	
IMA	98	±1	3	11	19	43	24	±3	68.0	±2.0	
Non-Hispanic White	98	±1	3	10	18	40	29	±1	69.0	±1.0	
Total Minority	98	±1	4	13	20	36	27	±1	63.0	±1.0	
FEMALES	98	±1	5	23	25	33	13	±1	47.0	±1.0	
Enlisted	98	±1	6	23	25	32	14	±1	46.0	±1.0	
E1-E4	97	±1	6	22	27	30	15	±2	45.0	±2.0	
E5-E9	98	±1	5	24	24	34	12	±1	47.0	±1.0	
Officers	98	±1	4	24	23	38	12	±2	49.0	±2.0	
O1-O3	98	±1	4	25	24	36	12	±2	47.0	±2.0	
O4-O6	99	±1	3	22	22	41	12	±2	52.0	±2.0	
Reserve Unit	98	±1	5	23	25	33	14	±1	47.0	±1.0	
AGR/FTS/AR	98	±1	5	24	25	35	11	±1	46.0	±2.0	
IMA	98	±1	5	22	25	37	11	±3	48.0	±3.0	
Non-Hispanic White	98	±1	5	23	25	34	12	±2	46.0	±2.0	
Total Minority	98	±1	6	23	25	32	15	±2	47.0	±2.0	
Experienced SH	97	±1	14	41	25	17	4	±3	21.0	±2.0	
Experienced GD	97	±1	16	40	23	17	4	±3	21.0	±3.0	
Not Experienced SH/GD	98	±1	3	19	25	37	16	±1	53.0	±1.0	
Experienced SA	90	±4	15	40	26	13	6	±6	19.0	±6.0	
Not Experienced SA	99	±1	5	23	25	34	14	±1	47.0	±1.0	

Note. Percent responding are Reserve component members who answered the question. *Percentage Reporting Likely* includes members who indicated "Likely" and "Very Likely."

213. Continued	Percent Responding		Percentages					Max ME	Percentage Reporting Likely		
			1	2	3	4	5				
National Guard	98	±1	6	23	25	32	13	±2	45.0	±2.0	<div></div>
ARNG	98	±1	6	24	25	31	14	±2	45.0	±2.0	<div></div>
Enlisted	98	±1	7	24	25	31	14	±2	45.0	±2.0	<div></div>
Officers	98	±1	5	28	23	34	10	±3	44.0	±3.0	<div></div>
ANG	98	±1	4	22	27	36	11	±2	47.0	±2.0	<div></div>
Enlisted	98	±1	4	22	28	36	12	±2	47.0	±2.0	<div></div>
Officers	99	±1	3	23	25	40	8	±3	49.0	±3.0	<div></div>
Reserve	98	±1	5	23	24	34	14	±2	48.0	±2.0	<div></div>
USAR	98	±1	6	24	23	32	15	±2	47.0	±2.0	<div></div>
Enlisted	97	±1	7	24	24	31	15	±2	46.0	±3.0	<div></div>
Officers	99	±1	4	24	22	36	14	±2	50.0	±3.0	<div></div>
USNR	99	±1	3	20	26	38	12	±3	50.0	±3.0	<div></div>
Enlisted	99	±1	4	21	27	36	13	±3	48.0	±3.0	<div></div>
Officers	99	±1	2	18	22	46	11	±4	57.0	±4.0	<div></div>
USMCR	96	±5	5	31	23	27	14	±9	41.0	±9.0	<div></div>
USAFR	98	±1	4	21	27	36	13	±2	49.0	±2.0	<div></div>
Enlisted	98	±1	4	21	27	35	13	±2	49.0	±2.0	<div></div>
Officers	99	±1	3	21	26	40	11	±3	51.0	±3.0	<div></div>
MALES	98	±1	3	8	17	40	32	±1	72.0	±1.0	<div></div>
Enlisted	98	±1	3	9	17	38	32	±1	71.0	±1.0	<div></div>
E1-E4	98	±1	4	10	19	35	32	±2	67.0	±2.0	<div></div>
E5-E9	98	±1	2	8	16	41	33	±1	74.0	±1.0	<div></div>
Officers	98	±1	1	7	14	47	31	±1	78.0	±1.0	<div></div>
O1-O3	98	±1	1	8	16	47	28	±2	75.0	±2.0	<div></div>
O4-O6	99	±1	1	5	13	48	33	±2	81.0	±1.0	<div></div>
Reserve Unit	98	±1	3	9	17	39	32	±1	71.0	±1.0	<div></div>
AGR/FTS/AR	98	±1	2	7	14	44	33	±2	77.0	±2.0	<div></div>
IMA	98	±1	2	7	17	46	29	±3	75.0	±3.0	<div></div>
Non-Hispanic White	98	±1	2	8	16	41	32	±1	73.0	±1.0	<div></div>
Total Minority	98	±1	4	9	18	37	32	±2	68.0	±2.0	<div></div>
Experienced SH	97	±2	11	28	25	24	12	±4	36.0	±4.0	<div></div>
Experienced GD	95	±3	12	24	22	22	20	±6	42.0	±6.0	<div></div>
Not Experienced SH/GD	98	±1	2	8	16	41	33	±1	73.0	±1.0	<div></div>
Experienced SA	90	±6	19	32	19	22	8	±13	29.0	±12.0	<div></div>
Not Experienced SA	99	±1	3	8	17	40	32	±1	72.0	±1.0	<div></div>
National Guard	98	±1	3	9	17	40	32	±1	71.0	±1.0	<div></div>
ARNG	98	±1	3	9	17	38	33	±2	71.0	±2.0	<div></div>
Enlisted	98	±1	4	9	17	37	33	±2	70.0	±2.0	<div></div>
Officers	98	±1	1	7	15	47	29	±2	76.0	±2.0	<div></div>
ANG	98	±1	2	8	18	44	29	±2	73.0	±2.0	<div></div>
Enlisted	98	±1	2	8	18	43	29	±2	72.0	±2.0	<div></div>
Officers	99	±1	1	6	15	49	29	±2	78.0	±2.0	<div></div>
Reserve	98	±1	3	8	17	40	32	±1	72.0	±1.0	<div></div>
USAR	98	±1	3	9	16	39	33	±2	71.0	±2.0	<div></div>
Enlisted	98	±1	4	10	17	37	33	±2	70.0	±2.0	<div></div>
Officers	98	±1	2	7	14	44	33	±2	77.0	±2.0	<div></div>
USNR	99	±1	1	6	16	45	31	±2	76.0	±2.0	<div></div>
Enlisted	99	±1	2	7	17	43	32	±3	75.0	±2.0	<div></div>
Officers	99	±1	1	5	14	51	30	±3	81.0	±2.0	<div></div>
USMCR	98	±1	4	9	20	34	33	±3	68.0	±3.0	<div></div>
Enlisted	98	±1	4	9	20	33	33	±3	66.0	±3.0	<div></div>
Officers	97	±2	1	7	15	44	33	±4	77.0	±3.0	<div></div>
USAFR	98	±1	2	8	17	43	31	±2	74.0	±2.0	<div></div>
Enlisted	99	±1	2	8	18	41	31	±2	72.0	±2.0	<div></div>
Officers	98	±1	1	5	13	50	31	±3	81.0	±2.0	<div></div>

214. In the military, how likely is it that an instance of sexual assault would be reported?1. Very unlikely
4. Likely2. Unlikely
5. Very likely

3. Neither likely nor unlikely

	Percent Responding		Percentages					Max ME	Percentage Reporting Likely		
			1	2	3	4	5				
TOTAL DOD	98	±1	2	9	16	40	33	±1	73.0	±1.0	
National Guard	98	±1	2	9	16	40	33	±1	73.0	±1.0	
ARNG	98	±1	3	9	15	39	34	±1	73.0	±1.0	
ANG	98	±1	2	8	18	44	29	±1	72.0	±1.0	
Reserve	98	±1	3	9	17	40	32	±1	72.0	±1.0	
USAR	98	±1	3	10	16	38	33	±2	71.0	±2.0	
USNR	98	±1	1	7	15	45	31	±2	76.0	±2.0	
USMCR	98	±1	4	7	17	35	36	±3	72.0	±2.0	
USAFR	98	±1	1	9	19	43	29	±2	71.0	±2.0	
Enlisted	98	±1	3	9	17	39	33	±1	71.0	±1.0	
E1-E4	98	±1	4	10	19	36	32	±2	68.0	±2.0	
E1-E3	98	±1	3	10	19	36	31	±2	67.0	±2.0	
E4	98	±1	4	10	18	35	33	±2	68.0	±2.0	
E5-E9	98	±1	2	8	15	42	33	±1	75.0	±1.0	
Officers	98	±1	1	7	14	46	32	±1	78.0	±1.0	
O1-O3	98	±1	1	8	16	45	29	±2	75.0	±2.0	
O4-O6	98	±1	1	6	12	47	35	±1	81.0	±1.0	
W1-W5	98	±1	1	7	12	44	36	±3	80.0	±2.0	
Reserve Unit	98	±1	3	9	16	40	33	±1	72.0	±1.0	
AGR/FTS/AR	98	±1	2	8	15	43	33	±2	76.0	±1.0	
IMA	98	±1	1	8	16	46	29	±3	75.0	±2.0	
Non-Hispanic White	98	±1	2	8	15	41	34	±1	75.0	±1.0	
Total Minority	98	±1	3	10	18	38	30	±1	68.0	±1.0	
FEMALES	98	±1	4	19	24	38	15	±1	53.0	±1.0	
Enlisted	97	±1	4	20	24	37	15	±1	52.0	±1.0	
E1-E4	97	±1	5	20	26	34	16	±2	50.0	±2.0	
E5-E9	98	±1	4	19	23	40	14	±1	53.0	±1.0	
Officers	98	±1	3	17	22	44	14	±2	58.0	±2.0	
O1-O3	98	±1	3	18	24	42	13	±2	55.0	±2.0	
O4-O6	99	±1	2	15	21	47	15	±2	62.0	±2.0	
Reserve Unit	98	±1	4	19	24	38	15	±1	52.0	±1.0	
AGR/FTS/AR	98	±1	4	20	24	40	13	±2	52.0	±2.0	
IMA	98	±1	3	16	24	44	13	±3	57.0	±3.0	
Non-Hispanic White	98	±1	4	19	24	40	14	±2	54.0	±2.0	
Total Minority	97	±1	5	20	24	36	15	±2	51.0	±2.0	
Experienced SH	97	±1	10	34	25	25	6	±3	31.0	±3.0	
Experienced GD	96	±1	12	35	24	25	5	±3	30.0	±3.0	
Not Experienced SH/GD	98	±1	3	16	24	41	17	±1	58.0	±1.0	
Experienced SA	90	±4	12	36	25	21	7	±6	27.0	±6.0	
Not Experienced SA	98	±1	4	19	24	38	15	±1	53.0	±1.0	

Note. Percent responding are Reserve component members who answered the question. *Percentage Reporting Likely* includes members who indicated "Likely" and "Very Likely."

214. Continued	Percent Responding		Percentages					Max ME	Percentage Reporting Likely		
			1	2	3	4	5				
National Guard	97	±1	4	20	24	37	14	±2	52.0	±2.0	<div></div>
ARNG	97	±1	5	21	23	36	15	±2	52.0	±2.0	<div></div>
Enlisted	97	±1	5	21	23	35	16	±2	51.0	±2.0	<div></div>
Officers	98	±1	3	20	22	43	12	±3	55.0	±3.0	<div></div>
ANG	98	±1	3	18	28	40	12	±2	51.0	±2.0	<div></div>
Enlisted	98	±1	3	18	28	39	12	±2	51.0	±2.0	<div></div>
Officers	99	±1	3	16	27	44	11	±3	54.0	±3.0	<div></div>
Reserve	98	±1	4	19	24	39	15	±2	54.0	±2.0	<div></div>
USAR	97	±1	5	20	22	37	16	±2	53.0	±2.0	<div></div>
Enlisted	97	±1	5	20	23	35	16	±3	51.0	±3.0	<div></div>
Officers	99	±1	3	18	21	42	16	±3	58.0	±3.0	<div></div>
USNR	98	±1	2	16	25	43	14	±3	57.0	±3.0	<div></div>
Enlisted	98	±1	3	17	26	41	14	±3	54.0	±3.0	<div></div>
Officers	99	±1	1	12	21	51	14	±4	65.0	±3.0	<div></div>
USMCR	97	±5	3	28	26	28	15	±9	43.0	±9.0	<div></div>
USAFR	98	±1	3	17	26	41	13	±2	55.0	±2.0	<div></div>
Enlisted	98	±1	3	17	26	40	13	±2	53.0	±2.0	<div></div>
Officers	98	±1	2	14	24	47	13	±3	59.0	±3.0	<div></div>
MALES	98	±1	2	6	14	40	37	±1	77.0	±1.0	<div></div>
Enlisted	98	±1	2	7	15	39	37	±1	76.0	±1.0	<div></div>
E1-E4	98	±1	3	7	17	36	36	±2	73.0	±2.0	<div></div>
E5-E9	98	±1	2	6	13	42	37	±1	79.0	±1.0	<div></div>
Officers	98	±1	1	5	12	46	37	±1	83.0	±1.0	<div></div>
O1-O3	98	±1	1	6	13	46	34	±2	80.0	±2.0	<div></div>
O4-O6	98	±1	1	4	10	47	39	±2	86.0	±1.0	<div></div>
Reserve Unit	98	±1	2	6	15	40	37	±1	77.0	±1.0	<div></div>
AGR/FTS/AR	98	±1	1	5	12	44	38	±2	81.0	±2.0	<div></div>
IMA	98	±1	1	5	13	47	35	±3	81.0	±3.0	<div></div>
Non-Hispanic White	98	±1	2	6	13	42	38	±1	79.0	±1.0	<div></div>
Total Minority	98	±1	3	7	16	38	35	±2	73.0	±2.0	<div></div>
Experienced SH	97	±2	9	18	23	31	19	±4	50.0	±4.0	<div></div>
Experienced GD	95	±3	11	19	20	25	25	±6	50.0	±6.0	<div></div>
Not Experienced SH/GD	98	±1	2	6	14	41	38	±1	79.0	±1.0	<div></div>
Experienced SA	90	±6	18	19	19	29	15	±12	44.0	±12.0	<div></div>
Not Experienced SA	99	±1	2	6	14	41	37	±1	77.0	±1.0	<div></div>
National Guard	98	±1	2	6	14	40	37	±1	77.0	±1.0	<div></div>
ARNG	98	±1	2	6	14	39	38	±2	77.0	±2.0	<div></div>
Enlisted	98	±1	3	7	14	38	38	±2	76.0	±2.0	<div></div>
Officers	98	±1	1	5	12	46	36	±2	82.0	±2.0	<div></div>
ANG	98	±1	1	6	15	45	33	±2	78.0	±1.0	<div></div>
Enlisted	98	±1	1	6	16	44	32	±2	77.0	±2.0	<div></div>
Officers	99	±1	1	5	13	47	35	±2	82.0	±2.0	<div></div>
Reserve	98	±1	2	6	15	40	37	±1	77.0	±1.0	<div></div>
USAR	98	±1	2	7	14	39	38	±2	77.0	±2.0	<div></div>
Enlisted	98	±1	3	7	15	38	37	±2	76.0	±2.0	<div></div>
Officers	98	±1	1	5	12	43	38	±2	82.0	±2.0	<div></div>
USNR	98	±1	1	4	13	45	36	±2	82.0	±2.0	<div></div>
Enlisted	98	±1	1	5	14	44	36	±3	80.0	±2.0	<div></div>
Officers	98	±1	0	3	10	49	37	±3	86.0	±2.0	<div></div>
USMCR	99	±1	4	6	17	36	37	±3	73.0	±2.0	<div></div>
Enlisted	99	±1	4	6	18	35	37	±3	72.0	±3.0	<div></div>
Officers	98	±1	0	4	11	44	40	±4	85.0	±3.0	<div></div>
USAFR	98	±1	1	6	16	43	34	±2	77.0	±2.0	<div></div>
Enlisted	98	±1	1	6	17	42	33	±2	75.0	±2.0	<div></div>
Officers	98	±1	0	4	11	49	37	±3	85.0	±2.0	<div></div>

215. How likely would you be to...

a. Encourage someone who has experienced sexual harassment to tell a military supervisor?

1. Very unlikely
4. Likely2. Unlikely
5. Very likely

3. Neither likely nor unlikely

	Percent Responding		Percentages					Max ME	Percentage Reporting Likely		
			1	2	3	4	5				
TOTAL DOD	98	±1	1	1	4	16	79	±1	95.0	±1.0	
National Guard	98	±1	1	1	4	16	79	±1	95.0	±1.0	
ARNG	98	±1	1	1	3	15	80	±1	95.0	±1.0	
ANG	98	±1	1	1	4	18	76	±1	94.0	±1.0	
Reserve	98	±1	1	1	4	16	79	±1	95.0	±1.0	
USAR	98	±1	1	1	3	15	80	±1	95.0	±1.0	
USNR	98	±1	1	1	4	16	79	±2	95.0	±1.0	
USMCR	98	±1	1	1	5	17	76	±2	93.0	±2.0	
USAFR	98	±1	1	1	4	17	77	±1	94.0	±1.0	
Enlisted	98	±1	1	1	4	16	78	±1	95.0	±1.0	
E1-E4	98	±1	1	1	5	18	75	±2	94.0	±1.0	
E1-E3	98	±1	1	1	4	20	75	±2	95.0	±1.0	
E4	98	±1	1	1	5	17	76	±2	93.0	±1.0	
E5-E9	98	±1	1	1	3	14	81	±1	95.0	±1.0	
Officers	98	±1	1	1	2	13	84	±1	96.0	±1.0	
O1-O3	98	±1	1	1	2	14	82	±1	96.0	±1.0	
O4-O6	99	±1	1	1	2	12	85	±1	97.0	±1.0	
W1-W5	98	±1	1	0	2	11	86	±2	97.0	±1.0	
Reserve Unit	98	±1	1	1	4	16	79	±1	95.0	±1.0	
AGR/FTS/AR	98	±1	1	1	3	13	82	±1	95.0	±1.0	
IMA	98	±1	1	1	3	16	79	±2	95.0	±1.0	
Non-Hispanic White	98	±1	1	1	3	15	80	±1	95.0	±1.0	
Total Minority	98	±1	1	1	4	17	78	±1	94.0	±1.0	
FEMALES	98	±1	1	2	4	18	75	±1	93.0	±1.0	
Enlisted	97	±1	1	2	4	18	75	±1	93.0	±1.0	
E1-E4	97	±1	1	1	4	19	75	±2	94.0	±1.0	
E5-E9	98	±1	1	2	5	17	75	±1	93.0	±1.0	
Officers	98	±1	1	2	4	16	77	±1	93.0	±1.0	
O1-O3	98	±1	1	2	4	17	76	±2	93.0	±1.0	
O4-O6	99	±1	1	2	3	16	77	±2	93.0	±1.0	
Reserve Unit	98	±1	1	2	4	18	75	±1	93.0	±1.0	
AGR/FTS/AR	98	±1	1	2	5	16	76	±1	92.0	±1.0	
IMA	98	±1	1	2	4	20	73	±3	93.0	±2.0	
Non-Hispanic White	98	±1	1	2	4	18	75	±1	93.0	±1.0	
Total Minority	97	±1	1	2	4	18	76	±2	93.0	±1.0	
Experienced SH	96	±1	2	4	8	23	64	±3	87.0	±2.0	
Experienced GD	96	±2	2	5	9	20	63	±3	84.0	±2.0	
Not Experienced SH/GD	98	±1	1	1	3	17	78	±1	95.0	±1.0	
Experienced SA	90	±4	4	5	13	30	49	±7	79.0	±5.0	
Not Experienced SA	98	±1	1	2	4	18	76	±1	94.0	±1.0	

Note. Percent responding are Reserve component members who answered the question. *Percentage Reporting Likely* includes members who indicated "Likely" and "Very Likely."

215a. Continued	Percent Responding		Percentages					Max ME	Percentage Reporting Likely		
			1	2	3	4	5				
National Guard	97	±1	1	2	4	18	75	±2	93.0	±1.0	<div></div>
ARNG	97	±1	1	1	4	18	77	±2	94.0	±1.0	<div></div>
Enlisted	97	±1	1	1	4	18	76	±2	94.0	±1.0	<div></div>
Officers	98	±1	1	2	4	15	78	±2	93.0	±2.0	<div></div>
ANG	98	±1	1	2	5	20	72	±2	91.0	±1.0	<div></div>
Enlisted	98	±1	1	2	5	20	71	±2	91.0	±1.0	<div></div>
Officers	98	±1	1	2	5	18	74	±3	92.0	±2.0	<div></div>
Reserve	98	±1	1	2	4	18	75	±2	93.0	±1.0	<div></div>
USAR	97	±1	1	2	4	17	77	±2	93.0	±1.0	<div></div>
Enlisted	97	±1	1	2	4	17	76	±2	93.0	±2.0	<div></div>
Officers	98	±1	1	2	3	15	79	±2	94.0	±2.0	<div></div>
USNR	98	±1	1	1	5	19	74	±3	93.0	±2.0	<div></div>
Enlisted	98	±1	1	1	5	20	73	±3	92.0	±2.0	<div></div>
Officers	99	±1	1	1	3	17	79	±3	96.0	±2.0	<div></div>
USMCR	97	±5	0	2	6	19	73	±8	92.0	±6.0	<div></div>
USAFR	98	±1	1	2	4	19	74	±2	92.0	±1.0	<div></div>
Enlisted	98	±1	1	2	4	19	74	±2	93.0	±1.0	<div></div>
Officers	99	±1	1	3	5	20	71	±3	92.0	±2.0	<div></div>
MALES	98	±1	1	1	3	15	80	±1	95.0	±1.0	<div></div>
Enlisted	98	±1	1	1	4	16	79	±1	95.0	±1.0	<div></div>
E1-E4	98	±1	1	1	5	18	75	±2	94.0	±1.0	<div></div>
E5-E9	98	±1	1	1	3	14	82	±1	96.0	±1.0	<div></div>
Officers	98	±1	1	0	2	12	85	±1	97.0	±1.0	<div></div>
O1-O3	98	±1	1	1	2	13	84	±2	97.0	±1.0	<div></div>
O4-O6	98	±1	1	0	2	11	87	±1	98.0	±1.0	<div></div>
Reserve Unit	98	±1	1	1	4	16	79	±1	95.0	±1.0	<div></div>
AGR/FTS/AR	98	±1	1	1	2	12	84	±1	96.0	±1.0	<div></div>
IMA	98	±1	1	1	3	14	82	±3	96.0	±2.0	<div></div>
Non-Hispanic White	98	±1	1	1	3	15	81	±1	96.0	±1.0	<div></div>
Total Minority	98	±1	1	1	4	16	78	±1	95.0	±1.0	<div></div>
Experienced SH	97	±2	2	4	11	25	58	±4	83.0	±4.0	<div></div>
Experienced GD	94	±3	4	5	13	17	61	±6	78.0	±6.0	<div></div>
Not Experienced SH/GD	98	±1	1	1	3	15	81	±1	96.0	±1.0	<div></div>
Experienced SA	88	±6	3	7	15	25	49	±12	74.0	±12.0	<div></div>
Not Experienced SA	99	±1	1	1	3	15	80	±1	95.0	±1.0	<div></div>
National Guard	98	±1	1	1	3	15	80	±1	95.0	±1.0	<div></div>
ARNG	98	±1	1	1	3	15	81	±1	96.0	±1.0	<div></div>
Enlisted	98	±1	1	1	3	15	80	±2	95.0	±1.0	<div></div>
Officers	98	±1	1	1	2	11	86	±2	97.0	±1.0	<div></div>
ANG	98	±1	1	1	4	17	78	±2	95.0	±1.0	<div></div>
Enlisted	98	±1	1	1	4	17	77	±2	94.0	±1.0	<div></div>
Officers	99	±1	1	1	3	14	81	±2	96.0	±1.0	<div></div>
Reserve	98	±1	1	1	4	15	80	±1	95.0	±1.0	<div></div>
USAR	98	±1	1	1	3	14	81	±2	96.0	±1.0	<div></div>
Enlisted	98	±1	1	1	4	15	80	±2	95.0	±1.0	<div></div>
Officers	98	±1	0	0	1	11	87	±2	98.0	±1.0	<div></div>
USNR	98	±1	1	1	3	16	80	±2	96.0	±1.0	<div></div>
Enlisted	98	±1	1	1	4	17	78	±3	95.0	±2.0	<div></div>
Officers	99	±1	0	0	2	12	86	±2	98.0	±1.0	<div></div>
USMCR	98	±1	1	1	5	17	76	±2	93.0	±2.0	<div></div>
Enlisted	98	±1	1	1	5	18	75	±3	93.0	±2.0	<div></div>
Officers	98	±1	1	0	2	11	86	±3	97.0	±2.0	<div></div>
USAFR	98	±1	1	1	4	16	79	±2	95.0	±1.0	<div></div>
Enlisted	98	±1	1	1	4	16	78	±2	94.0	±1.0	<div></div>
Officers	98	±1	1	1	2	13	83	±2	96.0	±1.0	<div></div>

215. How likely would you be to...

b. Encourage someone who has experienced sexual assault to seek counseling?

1. Very unlikely
4. Likely

2. Unlikely
5. Very likely

3. Neither likely nor unlikely

	Percent Responding		Percentages					Max ME	Percentage Reporting Likely		
			1	2	3	4	5				
TOTAL DOD	98	±1	0	0	3	13	84	±1	97.0	±1.0	
National Guard	98	±1	1	0	3	13	83	±1	97.0	±1.0	
ARNG	98	±1	1	0	3	14	82	±1	96.0	±1.0	
ANG	98	±1	0	0	2	12	86	±1	98.0	±1.0	
Reserve	98	±1	0	0	2	12	85	±1	97.0	±1.0	
USAR	97	±1	0	0	3	12	85	±1	97.0	±1.0	
USNR	98	±1	0	0	2	12	85	±2	97.0	±1.0	
USMCR	98	±1	1	0	4	15	80	±2	95.0	±2.0	
USAFR	98	±1	0	0	2	11	87	±1	98.0	±1.0	
Enlisted	98	±1	1	0	3	14	82	±1	96.0	±1.0	
E1-E4	97	±1	1	0	4	17	78	±1	95.0	±1.0	
E1-E3	97	±1	1	0	4	20	76	±2	95.0	±1.0	
E4	98	±1	1	0	4	15	79	±2	95.0	±1.0	
E5-E9	98	±1	0	0	2	11	87	±1	98.0	±1.0	
Officers	98	±1	0	0	1	8	91	±1	98.0	±1.0	
O1-O3	98	±1	0	0	1	9	89	±1	98.0	±1.0	
O4-O6	98	±1	0	0	1	6	92	±1	99.0	±1.0	
W1-W5	98	±1	0	0	1	8	90	±2	98.0	±1.0	
Reserve Unit	98	±1	0	0	3	13	83	±1	97.0	±1.0	
AGR/FTS/AR	98	±1	0	0	2	9	88	±1	98.0	±1.0	
IMA	97	±1	0	0	1	9	89	±2	98.0	±1.0	
Non-Hispanic White	98	±1	0	0	2	12	85	±1	97.0	±1.0	
Total Minority	98	±1	1	0	3	14	82	±1	96.0	±1.0	
FEMALES	97	±1	0	0	2	13	84	±1	97.0	±1.0	
Enlisted	97	±1	0	0	3	13	83	±1	97.0	±1.0	
E1-E4	97	±1	1	0	3	15	80	±2	96.0	±1.0	
E5-E9	97	±1	0	0	2	11	86	±1	98.0	±1.0	
Officers	98	±1	0	0	1	8	90	±1	98.0	±1.0	
O1-O3	98	±1	0	0	1	9	89	±2	98.0	±1.0	
O4-O6	98	±1	0	0	1	7	92	±1	99.0	±1.0	
Reserve Unit	97	±1	0	0	2	13	84	±1	97.0	±1.0	
AGR/FTS/AR	98	±1	0	0	2	10	87	±1	98.0	±1.0	
IMA	98	±1	0	0	1	10	89	±2	99.0	±1.0	
Non-Hispanic White	97	±1	0	0	2	12	85	±1	97.0	±1.0	
Total Minority	97	±1	0	0	2	13	84	±2	97.0	±1.0	
Experienced SH	96	±1	1	1	4	15	79	±2	94.0	±2.0	
Experienced GD	96	±2	1	1	4	14	80	±3	95.0	±2.0	
Not Experienced SH/GD	98	±1	0	0	2	12	86	±1	98.0	±1.0	
Experienced SA	90	±4	1	2	6	23	67	±7	91.0	±5.0	
Not Experienced SA	98	±1	0	0	2	12	85	±1	97.0	±1.0	

Note. Percent responding are Reserve component members who answered the question. *Percentage Reporting Likely* includes members who indicated "Likely" and "Very Likely."

215b. Continued	Percent Responding		Percentages					Max ME	Percentage Reporting Likely		
			1	2	3	4	5				
National Guard	97	±1	0	0	3	14	83	±2	97.0	±1.0	
ARNG	97	±1	0	0	3	14	82	±2	96.0	±1.0	
Enlisted	97	±1	0	0	3	15	81	±2	96.0	±1.0	
Officers	98	±1	0	0	1	8	91	±2	98.0	±1.0	
ANG	97	±1	0	0	2	13	85	±1	98.0	±1.0	
Enlisted	97	±1	0	0	2	14	84	±2	97.0	±1.0	
Officers	98	±1	0	0	1	7	92	±2	99.0	±1.0	
Reserve	97	±1	0	0	2	11	86	±1	97.0	±1.0	
USAR	97	±1	0	0	2	12	85	±2	97.0	±1.0	
Enlisted	97	±1	0	0	3	12	84	±2	97.0	±1.0	
Officers	98	±1	0	0	1	9	89	±2	98.0	±2.0	
USNR	98	±1	0	0	2	12	86	±2	98.0	±2.0	
Enlisted	98	±1	0	0	2	13	84	±3	97.0	±2.0	
Officers	99	±1	0	0	0	7	92	±2	99.0	±1.0	
USMCR	96	±5	0	0	3	11	86	±8	97.0	±6.0	
USAFR	98	±1	0	0	1	11	87	±2	98.0	±1.0	
Enlisted	98	±1	0	0	2	12	86	±2	98.0	±1.0	
Officers	98	±1	0	0	1	7	92	±2	99.0	±1.0	
MALES	98	±1	1	0	3	13	84	±1	97.0	±1.0	
Enlisted	98	±1	1	0	3	14	82	±1	96.0	±1.0	
E1-E4	98	±1	1	0	4	18	77	±2	95.0	±1.0	
E5-E9	98	±1	0	0	2	11	87	±1	98.0	±1.0	
Officers	98	±1	0	0	1	8	91	±1	98.0	±1.0	
O1-O3	98	±1	0	0	1	9	89	±2	98.0	±1.0	
O4-O6	98	±1	0	0	1	6	92	±1	99.0	±1.0	
Reserve Unit	98	±1	1	0	3	13	83	±1	97.0	±1.0	
AGR/FTS/AR	98	±1	0	0	2	9	89	±1	98.0	±1.0	
IMA	97	±1	0	0	1	9	89	±2	98.0	±1.0	
Non-Hispanic White	98	±1	0	0	2	12	85	±1	97.0	±1.0	
Total Minority	98	±1	1	0	3	15	81	±1	96.0	±1.0	
Experienced SH	97	±2	2	1	7	20	69	±4	89.0	±3.0	
Experienced GD	94	±3	3	3	9	15	70	±6	86.0	±6.0	
Not Experienced SH/GD	98	±1	0	0	2	13	85	±1	97.0	±1.0	
Experienced SA	89	±6	1	5	13	27	54	±12	81.0	±12.0	
Not Experienced SA	99	±1	0	0	2	13	84	±1	97.0	±1.0	
National Guard	98	±1	1	0	3	13	83	±1	97.0	±1.0	
ARNG	98	±1	1	0	3	14	82	±1	96.0	±1.0	
Enlisted	98	±1	1	0	3	15	81	±2	96.0	±1.0	
Officers	98	±1	0	0	1	8	90	±2	98.0	±1.0	
ANG	98	±1	0	0	2	12	86	±1	98.0	±1.0	
Enlisted	98	±1	0	0	2	13	85	±1	98.0	±1.0	
Officers	98	±1	0	0	1	7	92	±2	99.0	±1.0	
Reserve	98	±1	0	0	3	12	84	±1	97.0	±1.0	
USAR	98	±1	0	0	3	12	84	±2	97.0	±1.0	
Enlisted	98	±1	1	0	3	13	83	±2	96.0	±1.0	
Officers	98	±1	0	0	1	8	91	±2	99.0	±1.0	
USNR	98	±1	0	0	2	12	85	±2	97.0	±1.0	
Enlisted	98	±1	0	0	3	14	83	±2	97.0	±1.0	
Officers	98	±1	0	0	1	7	92	±2	99.0	±1.0	
USMCR	98	±1	1	0	4	15	79	±2	95.0	±2.0	
Enlisted	98	±1	1	0	4	16	78	±3	94.0	±2.0	
Officers	97	±1	0	0	1	8	90	±3	99.0	±1.0	
USAFR	98	±1	0	0	2	11	87	±2	98.0	±1.0	
Enlisted	98	±1	0	0	2	12	86	±2	98.0	±1.0	
Officers	98	±1	0	0	1	8	91	±2	98.0	±1.0	

215. How likely would you be to...

c. Encourage someone who has experienced sexual assault to report it?

1. Very unlikely
4. Likely2. Unlikely
5. Very likely

3. Neither likely nor unlikely

	Percent Responding		Percentages					Max ME	Percentage Reporting Likely		
			1	2	3	4	5				
TOTAL DOD	97	±1	0	0	3	12	85	±1	97.0	±1.0	
National Guard	97	±1	1	0	2	12	85	±1	97.0	±1.0	
ARNG	97	±1	1	0	2	12	85	±1	97.0	±1.0	
ANG	98	±1	0	0	2	12	85	±1	97.0	±1.0	
Reserve	97	±1	0	0	3	12	85	±1	97.0	±1.0	
USAR	97	±1	0	0	3	11	85	±1	97.0	±1.0	
USNR	98	±1	0	0	2	12	85	±2	97.0	±1.0	
USMCR	98	±1	1	0	4	14	81	±2	95.0	±2.0	
USAFR	98	±1	0	0	3	12	85	±1	97.0	±1.0	
Enlisted	97	±1	1	0	3	13	84	±1	96.0	±1.0	
E1-E4	97	±1	1	0	4	15	80	±1	95.0	±1.0	
E1-E3	97	±1	1	0	3	17	79	±2	96.0	±1.0	
E4	97	±1	1	0	4	14	81	±2	95.0	±1.0	
E5-E9	98	±1	0	0	2	10	87	±1	97.0	±1.0	
Officers	98	±1	0	0	1	8	90	±1	98.0	±1.0	
O1-O3	97	±1	0	0	2	8	89	±1	98.0	±1.0	
O4-O6	98	±1	0	0	1	7	92	±1	98.0	±1.0	
W1-W5	97	±1	0	0	1	7	91	±2	98.0	±1.0	
Reserve Unit	97	±1	0	0	3	12	84	±1	97.0	±1.0	
AGR/FTS/AR	98	±1	0	0	2	9	88	±1	97.0	±1.0	
IMA	97	±1	0	0	2	10	88	±2	98.0	±1.0	
Non-Hispanic White	97	±1	0	0	2	11	87	±1	97.0	±1.0	
Total Minority	97	±1	1	0	3	14	82	±1	96.0	±1.0	
FEMALES	97	±1	0	1	3	14	82	±1	96.0	±1.0	
Enlisted	97	±1	0	1	3	15	81	±1	96.0	±1.0	
E1-E4	96	±1	1	1	4	16	79	±2	95.0	±1.0	
E5-E9	97	±1	0	1	3	13	83	±1	96.0	±1.0	
Officers	98	±1	0	0	3	10	86	±1	97.0	±1.0	
O1-O3	98	±1	0	0	3	11	85	±2	96.0	±1.0	
O4-O6	98	±1	0	0	2	10	87	±1	97.0	±1.0	
Reserve Unit	97	±1	0	1	3	14	82	±1	96.0	±1.0	
AGR/FTS/AR	97	±1	0	1	3	12	83	±1	96.0	±1.0	
IMA	98	±1	0	1	2	13	84	±3	97.0	±2.0	
Non-Hispanic White	97	±1	0	0	3	13	83	±1	96.0	±1.0	
Total Minority	97	±1	1	1	3	14	81	±2	96.0	±1.0	
Experienced SH	96	±1	1	2	6	17	75	±2	92.0	±2.0	
Experienced GD	95	±2	2	2	7	16	74	±3	90.0	±2.0	
Not Experienced SH/GD	97	±1	0	0	2	13	84	±1	97.0	±1.0	
Experienced SA	90	±4	3	2	11	30	54	±7	84.0	±5.0	
Not Experienced SA	98	±1	0	0	3	13	83	±1	96.0	±1.0	

Note. Percent responding are Reserve component members who answered the question. *Percentage Reporting Likely* includes members who indicated "Likely" and "Very Likely."

215c. Continued	Percent Responding		Percentages					Max ME	Percentage Reporting Likely		
			1	2	3	4	5				
National Guard	97	±1	0	1	3	14	82	±1	96.0	±1.0	
ARNG	96	±1	0	1	3	14	82	±2	96.0	±1.0	
Enlisted	96	±1	0	1	3	15	81	±2	96.0	±1.0	
Officers	97	±1	0	0	3	8	88	±2	96.0	±1.0	
ANG	97	±1	0	1	3	15	81	±2	96.0	±1.0	
Enlisted	97	±1	0	1	3	15	80	±2	96.0	±1.0	
Officers	98	±1	0	1	3	11	85	±2	96.0	±2.0	
Reserve	97	±1	0	1	3	14	82	±1	96.0	±1.0	
USAR	97	±1	1	1	3	14	82	±2	96.0	±1.0	
Enlisted	97	±1	1	1	3	14	81	±2	96.0	±1.0	
Officers	98	±1	1	1	2	11	86	±2	97.0	±2.0	
USNR	98	±1	1	0	3	13	82	±2	96.0	±2.0	
Enlisted	98	±1	1	1	3	14	81	±3	95.0	±2.0	
Officers	99	±1	0	0	3	10	87	±3	97.0	±2.0	
USMCR	95	±5	0	0	4	16	80	±8	96.0	±5.0	
USAFR	97	±1	0	0	3	14	82	±2	96.0	±1.0	
Enlisted	97	±1	0	0	3	15	82	±2	96.0	±1.0	
Officers	98	±1	0	0	3	12	84	±2	96.0	±1.0	
MALES	98	±1	0	0	2	11	85	±1	97.0	±1.0	
Enlisted	98	±1	1	0	3	12	84	±1	97.0	±1.0	
E1-E4	97	±1	1	0	4	15	80	±2	95.0	±1.0	
E5-E9	98	±1	0	0	2	10	88	±1	98.0	±1.0	
Officers	98	±1	0	0	1	7	92	±1	98.0	±1.0	
O1-O3	97	±1	0	0	1	8	90	±1	98.0	±1.0	
O4-O6	98	±1	0	0	1	6	93	±1	99.0	±1.0	
Reserve Unit	98	±1	1	0	3	12	85	±1	97.0	±1.0	
AGR/FTS/AR	98	±1	0	0	2	8	90	±1	98.0	±1.0	
IMA	97	±1	0	0	2	9	89	±2	98.0	±2.0	
Non-Hispanic White	98	±1	0	0	2	10	87	±1	97.0	±1.0	
Total Minority	98	±1	1	0	3	14	82	±1	96.0	±1.0	
Experienced SH	95	±2	1	2	8	18	71	±4	89.0	±3.0	
Experienced GD	94	±3	3	3	9	14	71	±6	86.0	±6.0	
Not Experienced SH/GD	98	±1	0	0	2	11	86	±1	97.0	±1.0	
Experienced SA	88	±7	1	5	13	20	60	±12	80.0	±12.0	
Not Experienced SA	98	±1	0	0	2	11	86	±1	97.0	±1.0	
National Guard	98	±1	1	0	2	11	86	±1	97.0	±1.0	
ARNG	98	±1	1	0	2	11	85	±1	97.0	±1.0	
Enlisted	98	±1	1	0	2	12	84	±2	97.0	±1.0	
Officers	98	±1	0	0	1	6	92	±2	98.0	±1.0	
ANG	98	±1	0	0	2	12	86	±1	97.0	±1.0	
Enlisted	98	±1	0	0	2	12	85	±1	97.0	±1.0	
Officers	98	±1	0	0	2	8	90	±2	98.0	±1.0	
Reserve	98	±1	0	0	3	11	85	±1	97.0	±1.0	
USAR	97	±1	0	0	2	11	86	±2	97.0	±1.0	
Enlisted	97	±1	0	0	3	12	85	±2	96.0	±1.0	
Officers	98	±1	0	0	1	7	92	±2	99.0	±1.0	
USNR	98	±1	0	0	2	11	86	±2	97.0	±1.0	
Enlisted	98	±1	0	0	3	13	84	±2	97.0	±1.0	
Officers	98	±1	0	0	1	7	92	±2	99.0	±1.0	
USMCR	98	±1	1	0	4	14	81	±2	95.0	±2.0	
Enlisted	98	±1	1	0	5	15	79	±3	94.0	±2.0	
Officers	97	±1	0	0	0	7	92	±2	99.0	±1.0	
USAFR	98	±1	0	0	2	11	86	±2	97.0	±1.0	
Enlisted	98	±1	0	0	3	12	85	±2	97.0	±1.0	
Officers	98	±1	0	0	1	8	90	±2	98.0	±1.0	









































215. How likely would you be to...

d. Tell a military supervisor about sexual harassment if it happened to you?























































1. Very unlikely
4. Likely

2. Unlikely
5. Very likely

3. Neither likely nor unlikely

	Percent Responding		Percentages					Max ME	Percentage Reporting Likely		
			1	2	3	4	5				
TOTAL DOD	98	±1	2	3	7	18	70	±1	88.0	±1.0	
National Guard	98	±1	2	3	7	18	71	±1	88.0	±1.0	
ARNG	98	±1	2	3	7	17	71	±1	89.0	±1.0	
ANG	98	±1	2	3	8	19	68	±1	87.0	±1.0	
Reserve	98	±1	2	3	7	17	70	±1	88.0	±1.0	
USAR	97	±1	2	3	7	17	72	±2	88.0	±1.0	
USNR	98	±1	1	3	8	18	70	±2	88.0	±1.0	
USMCR	98	±1	2	2	9	19	69	±3	87.0	±2.0	
USAFR	98	±1	2	4	8	19	68	±2	87.0	±1.0	
Enlisted	98	±1	2	3	7	18	70	±1	88.0	±1.0	
E1-E4	97	±1	2	3	8	19	69	±2	87.0	±1.0	
E1-E3	97	±1	1	2	7	20	68	±2	89.0	±2.0	
E4	97	±1	2	3	8	18	69	±2	87.0	±2.0	
E5-E9	98	±1	2	3	7	17	72	±1	89.0	±1.0	
Officers	98	±1	2	3	6	17	72	±1	89.0	±1.0	
O1-O3	98	±1	2	3	7	17	71	±2	88.0	±1.0	
O4-O6	98	±1	1	3	6	16	73	±1	90.0	±1.0	
W1-W5	97	±1	2	3	5	16	74	±3	91.0	±2.0	
Reserve Unit	98	±1	2	3	7	18	70	±1	88.0	±1.0	
AGR/FTS/AR	98	±1	2	3	7	16	73	±1	88.0	±1.0	
IMA	98	±1	2	5	7	19	67	±2	86.0	±2.0	
Non-Hispanic White	98	±1	2	3	7	18	70	±1	88.0	±1.0	
Total Minority	97	±1	2	3	7	18	71	±1	89.0	±1.0	
FEMALES	97	±1	3	6	10	20	61	±1	81.0	±1.0	
Enlisted	97	±1	3	5	10	20	61	±1	82.0	±1.0	
E1-E4	97	±1	2	5	10	21	62	±2	83.0	±2.0	
E5-E9	97	±1	3	6	11	19	61	±1	80.0	±1.0	
Officers	98	±1	3	6	10	21	60	±2	81.0	±1.0	
O1-O3	98	±1	3	6	11	21	60	±2	80.0	±2.0	
O4-O6	98	±1	3	7	9	21	60	±2	81.0	±2.0	
Reserve Unit	97	±1	3	5	10	20	62	±1	82.0	±1.0	
AGR/FTS/AR	97	±1	4	7	10	19	60	±2	79.0	±1.0	
IMA	98	±1	3	8	12	23	55	±3	78.0	±3.0	
Non-Hispanic White	98	±1	3	7	11	21	58	±2	79.0	±1.0	
Total Minority	97	±1	3	4	9	19	65	±2	84.0	±1.0	
Experienced SH	96	±1	7	13	21	21	37	±3	59.0	±3.0	
Experienced GD	96	±2	8	14	18	20	40	±3	60.0	±3.0	
Not Experienced SH/GD	98	±1	2	4	8	20	67	±1	87.0	±1.0	
Experienced SA	90	±4	13	21	24	20	23	±6	42.0	±7.0	
Not Experienced SA	98	±1	2	5	10	20	62	±1	82.0	±1.0	

Note. Percent responding are Reserve component members who answered the question. *Percentage Reporting Likely* includes members who indicated "Likely" and "Very Likely."

215d. Continued	Percent Responding		Percentages					Max ME	Percentage Reporting Likely		
			1	2	3	4	5				
National Guard	97	±1	3	5	11	21	60	±2	81.0	±1.0	
ARNG	97	±1	3	5	10	21	61	±2	82.0	±2.0	
Enlisted	97	±1	3	5	10	21	61	±2	82.0	±2.0	
Officers	97	±1	3	7	10	21	58	±3	79.0	±2.0	
ANG	98	±1	3	6	12	22	57	±2	80.0	±2.0	
Enlisted	98	±1	2	6	12	23	57	±2	80.0	±2.0	
Officers	98	±1	4	6	13	19	58	±3	77.0	±3.0	
Reserve	97	±1	3	6	10	19	62	±2	82.0	±1.0	
USAR	97	±1	3	6	9	18	64	±2	82.0	±2.0	
Enlisted	97	±1	2	6	9	18	64	±3	82.0	±2.0	
Officers	98	±1	3	6	8	19	64	±3	83.0	±2.0	
USNR	98	±1	3	5	10	21	61	±3	82.0	±2.0	
Enlisted	98	±1	3	5	11	21	61	±3	82.0	±3.0	
Officers	99	±1	2	6	8	24	60	±3	85.0	±3.0	
USMCR	96	±5	2	3	13	22	59	±9	81.0	±7.0	
USAFR	98	±1	3	6	11	21	59	±2	80.0	±2.0	
Enlisted	98	±1	3	6	11	20	60	±2	80.0	±2.0	
Officers	98	±1	3	7	12	24	55	±3	78.0	±2.0	
MALES	98	±1	1	2	7	17	73	±1	90.0	±1.0	
Enlisted	98	±1	2	2	7	17	72	±1	89.0	±1.0	
E1-E4	97	±1	2	2	8	18	70	±2	88.0	±1.0	
E5-E9	98	±1	1	2	6	16	74	±1	90.0	±1.0	
Officers	98	±1	1	3	5	16	75	±1	91.0	±1.0	
O1-O3	97	±1	1	3	6	16	74	±2	90.0	±1.0	
O4-O6	98	±1	1	2	5	15	76	±2	92.0	±1.0	
Reserve Unit	98	±1	1	2	7	17	72	±1	90.0	±1.0	
AGR/FTS/AR	98	±1	1	2	6	15	76	±2	91.0	±1.0	
IMA	97	±1	2	4	5	17	71	±3	89.0	±2.0	
Non-Hispanic White	98	±1	1	3	7	17	72	±1	89.0	±1.0	
Total Minority	97	±1	2	2	6	17	73	±2	90.0	±1.0	
Experienced SH	97	±2	8	10	21	17	44	±4	61.0	±4.0	
Experienced GD	94	±3	11	10	19	14	46	±6	60.0	±6.0	
Not Experienced SH/GD	98	±1	1	2	6	17	74	±1	91.0	±1.0	
Experienced SA	89	±6	16	9	32	11	33	±13	44.0	±12.0	
Not Experienced SA	98	±1	1	2	6	17	73	±1	90.0	±1.0	
National Guard	98	±1	2	2	6	17	73	±1	90.0	±1.0	
ARNG	98	±1	2	2	6	17	73	±2	90.0	±1.0	
Enlisted	98	±1	2	2	6	17	73	±2	90.0	±1.0	
Officers	98	±1	1	3	6	15	75	±2	90.0	±2.0	
ANG	98	±1	2	3	7	18	71	±2	89.0	±1.0	
Enlisted	98	±1	2	2	7	18	71	±2	89.0	±1.0	
Officers	98	±1	1	3	6	18	71	±2	89.0	±2.0	
Reserve	98	±1	1	2	7	17	73	±1	90.0	±1.0	
USAR	97	±1	1	2	6	16	74	±2	90.0	±1.0	
Enlisted	97	±1	1	2	7	16	73	±2	90.0	±2.0	
Officers	97	±1	1	2	5	15	77	±2	92.0	±2.0	
USNR	98	±1	1	2	7	17	72	±2	90.0	±2.0	
Enlisted	98	±1	1	2	8	18	71	±3	89.0	±2.0	
Officers	98	±1	1	2	6	16	75	±3	91.0	±2.0	
USMCR	98	±1	2	2	8	18	69	±3	88.0	±2.0	
Enlisted	98	±1	2	2	9	19	68	±3	87.0	±2.0	
Officers	97	±1	2	3	5	14	76	±3	90.0	±3.0	
USAFR	98	±1	2	3	7	18	71	±2	89.0	±1.0	
Enlisted	98	±1	2	3	7	18	71	±2	89.0	±2.0	
Officers	98	±1	2	3	5	18	73	±3	91.0	±2.0	





































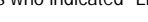



215. How likely would you be to...

e. Report a sexual assault if it happened to you?

1. Very unlikely
4. Likely

2. Unlikely
5. Very likely

3. Neither likely nor unlikely

	Percent Responding		Percentages					Max ME	Percentage Reporting Likely		
			1	2	3	4	5				
TOTAL DOD	98	±1	1	2	5	16	76	±1	92.0	±1.0	
National Guard	98	±1	1	2	5	16	76	±1	92.0	±1.0	
ARNG	98	±1	1	2	5	16	76	±1	92.0	±1.0	
ANG	98	±1	1	2	5	17	76	±1	92.0	±1.0	
Reserve	98	±1	1	2	5	15	76	±1	92.0	±1.0	
USAR	98	±1	1	2	5	14	77	±1	92.0	±1.0	
USNR	98	±1	1	1	5	16	77	±2	92.0	±1.0	
USMCR	98	±1	1	1	7	17	74	±2	91.0	±2.0	
USAFR	98	±1	1	2	6	16	75	±2	91.0	±1.0	
Enlisted	98	±1	1	2	5	16	76	±1	92.0	±1.0	
E1-E4	98	±1	1	2	6	17	73	±2	91.0	±1.0	
E1-E3	97	±1	1	2	6	18	73	±2	91.0	±2.0	
E4	98	±1	1	2	6	17	74	±2	90.0	±1.0	
E5-E9	98	±1	1	2	5	15	78	±1	92.0	±1.0	
Officers	98	±1	1	2	4	13	80	±1	93.0	±1.0	
O1-O3	98	±1	1	2	4	14	79	±2	93.0	±1.0	
O4-O6	98	±1	1	2	3	13	81	±1	94.0	±1.0	
W1-W5	97	±1	1	1	4	12	81	±2	93.0	±2.0	
Reserve Unit	98	±1	1	2	5	16	76	±1	92.0	±1.0	
AGR/FTS/AR	98	±1	1	2	5	14	78	±1	92.0	±1.0	
IMA	98	±1	1	2	5	15	77	±2	92.0	±2.0	
Non-Hispanic White	98	±1	1	2	5	15	77	±1	92.0	±1.0	
Total Minority	98	±1	1	2	5	16	76	±1	92.0	±1.0	
FEMALES	97	±1	2	3	8	19	69	±1	87.0	±1.0	
Enlisted	97	±1	2	3	8	19	68	±1	87.0	±1.0	
E1-E4	97	±1	2	3	8	20	67	±2	87.0	±2.0	
E5-E9	98	±1	2	3	7	18	69	±1	87.0	±1.0	
Officers	98	±1	2	3	6	17	71	±1	89.0	±1.0	
O1-O3	98	±1	2	3	7	18	70	±2	88.0	±2.0	
O4-O6	99	±1	2	3	5	16	73	±2	90.0	±1.0	
Reserve Unit	97	±1	2	3	8	19	69	±1	87.0	±1.0	
AGR/FTS/AR	98	±1	2	4	7	18	69	±1	87.0	±1.0	
IMA	98	±1	1	4	7	19	69	±3	88.0	±2.0	
Non-Hispanic White	98	±1	2	4	8	20	66	±2	86.0	±1.0	
Total Minority	97	±1	2	3	7	17	71	±2	89.0	±1.0	
Experienced SH	96	±1	5	8	15	23	49	±3	72.0	±3.0	
Experienced GD	96	±2	6	8	13	21	52	±3	73.0	±3.0	
Not Experienced SH/GD	98	±1	1	2	6	17	73	±1	91.0	±1.0	
Experienced SA	91	±4	11	16	24	23	26	±6	49.0	±6.0	
Not Experienced SA	98	±1	2	3	7	18	70	±1	88.0	±1.0	

Note. Percent responding are Reserve component members who answered the question. *Percentage Reporting Likely* includes members who indicated "Likely" and "Very Likely."

215e. Continued	Percent Responding		Percentages					Max ME	Percentage Reporting Likely		
			1	2	3	4	5				
National Guard	97	±1	2	3	8	19	67	±2	87.0	±1.0	
ARNG	97	±1	2	3	8	19	68	±2	87.0	±2.0	
Enlisted	97	±1	2	3	8	19	68	±2	87.0	±2.0	
Officers	97	±1	2	4	8	18	69	±3	87.0	±2.0	
ANG	98	±1	2	4	8	21	66	±2	86.0	±1.0	
Enlisted	98	±1	1	4	8	21	65	±2	86.0	±2.0	
Officers	98	±1	3	3	8	17	69	±3	86.0	±2.0	
Reserve	98	±1	2	4	7	18	70	±2	88.0	±1.0	
USAR	97	±1	2	4	7	17	71	±2	87.0	±2.0	
Enlisted	97	±1	2	4	7	17	70	±3	87.0	±2.0	
Officers	98	±1	2	4	5	16	73	±2	90.0	±2.0	
USNR	98	±1	2	3	6	19	70	±3	89.0	±2.0	
Enlisted	98	±1	2	3	7	19	69	±3	88.0	±3.0	
Officers	99	±1	1	3	4	16	76	±3	92.0	±2.0	
USMCR	97	±5	2	1	11	20	67	±9	87.0	±6.0	
USAFR	98	±1	2	3	7	20	68	±2	88.0	±2.0	
Enlisted	98	±1	2	3	8	20	68	±2	88.0	±2.0	
Officers	99	±1	2	3	6	20	69	±3	89.0	±2.0	
MALES	98	±1	1	1	5	15	78	±1	93.0	±1.0	
Enlisted	98	±1	1	1	5	15	77	±1	93.0	±1.0	
E1-E4	98	±1	1	1	6	17	75	±2	92.0	±1.0	
E5-E9	98	±1	1	1	4	14	79	±1	94.0	±1.0	
Officers	98	±1	1	1	3	12	82	±1	94.0	±1.0	
O1-O3	97	±1	1	1	4	13	81	±2	94.0	±1.0	
O4-O6	98	±1	1	1	3	12	83	±1	95.0	±1.0	
Reserve Unit	98	±1	1	1	5	15	78	±1	93.0	±1.0	
AGR/FTS/AR	98	±1	1	1	4	13	81	±2	94.0	±1.0	
IMA	98	±1	1	1	4	13	80	±3	93.0	±2.0	
Non-Hispanic White	98	±1	1	1	4	15	79	±1	93.0	±1.0	
Total Minority	98	±1	1	1	5	15	77	±1	93.0	±1.0	
Experienced SH	96	±2	5	7	15	20	54	±4	74.0	±4.0	
Experienced GD	94	±3	8	8	16	14	53	±6	67.0	±6.0	
Not Experienced SH/GD	98	±1	1	1	4	15	79	±1	94.0	±1.0	
Experienced SA	88	±6	11	11	23	15	39	±12	55.0	±12.0	
Not Experienced SA	99	±1	1	1	4	15	78	±1	93.0	±1.0	
National Guard	98	±1	1	1	4	15	78	±1	93.0	±1.0	
ARNG	98	±1	1	2	4	15	78	±2	93.0	±1.0	
Enlisted	98	±1	1	2	4	15	78	±2	93.0	±1.0	
Officers	98	±1	1	2	4	12	81	±2	94.0	±1.0	
ANG	98	±1	1	1	5	16	78	±1	94.0	±1.0	
Enlisted	98	±1	1	1	5	16	78	±2	94.0	±1.0	
Officers	99	±1	1	1	4	14	79	±2	94.0	±2.0	
Reserve	98	±1	1	1	5	15	78	±1	93.0	±1.0	
USAR	98	±1	1	1	5	14	79	±2	93.0	±1.0	
Enlisted	98	±1	1	1	5	14	78	±2	93.0	±1.0	
Officers	98	±1	1	1	3	11	84	±2	95.0	±1.0	
USNR	98	±1	1	1	5	15	78	±2	93.0	±1.0	
Enlisted	98	±1	1	1	6	16	76	±3	92.0	±2.0	
Officers	98	±1	0	1	3	11	84	±2	95.0	±2.0	
USMCR	98	±1	1	1	7	16	74	±2	91.0	±2.0	
Enlisted	98	±1	1	1	7	17	73	±3	90.0	±2.0	
Officers	98	±1	2	1	2	12	83	±3	95.0	±2.0	
USAFR	98	±1	1	1	5	15	78	±2	93.0	±1.0	
Enlisted	98	±1	1	1	5	16	77	±2	92.0	±2.0	
Officers	98	±1	1	1	3	13	81	±2	95.0	±2.0	

216. In the past 12 months, did you observe a situation that you believed was, or could have led to, a sexual assault?

	Percent Responding		Percentages	Max ME	Percentage Reporting Yes
			Yes		
TOTAL DOD	98	±1	4	±1	
National Guard	98	±1	4	±1	
ARNG	98	±1	4	±1	
ANG	98	±1	3	±1	
Reserve	98	±1	4	±1	
USAR	98	±1	5	±1	
USNR	98	±1	4	±1	
USMCR	98	±1	3	±1	
USAFR	98	±1	2	±1	
Enlisted	98	±1	4	±1	
E1-E4	98	±1	4	±1	
E1-E3	97	±1	4	±1	
E4	98	±1	5	±1	
E5-E9	98	±1	4	±1	
Officers	98	±1	3	±1	
O1-O3	98	±1	4	±1	
O4-O6	99	±1	2	±1	
W1-W5	98	±1	3	±1	
Reserve Unit	98	±1	4	±1	
AGR/FTS/AR	98	±1	4	±1	
IMA	98	±1	2	±1	
Non-Hispanic White	98	±1	4	±1	
Total Minority	98	±1	4	±1	
FEMALES	98	±1	7	±1	
Enlisted	97	±1	8	±1	
E1-E4	97	±1	8	±2	
E5-E9	98	±1	8	±1	
Officers	98	±1	5	±1	
O1-O3	98	±1	6	±1	
O4-O6	99	±1	3	±1	
Reserve Unit	98	±1	7	±1	
AGR/FTS/AR	98	±1	7	±1	
IMA	98	±1	3	±2	
Non-Hispanic White	98	±1	8	±1	
Total Minority	97	±1	7	±1	
Experienced SH	97	±1	22	±3	
Experienced GD	96	±2	22	±3	
Not Experienced SH/GD	98	±1	4	±1	
Experienced SA	91	±4	29	±6	
Not Experienced SA	98	±1	7	±1	

Note. Percent responding are Reserve component members who answered the question.

216. Continued	Percent Responding		Percentages	Max ME	Percentage Reporting Yes
			Yes		
National Guard	97	±1	8	±1	
ARNG	97	±1	9	±2	
Enlisted	97	±1	10	±2	
Officers	98	±1	7	±2	
ANG	98	±1	5	±1	
Enlisted	98	±1	5	±1	
Officers	98	±1	5	±2	
Reserve	98	±1	6	±1	
USAR	98	±1	7	±1	
Enlisted	97	±1	7	±2	
Officers	99	±1	6	±2	
USNR	98	±1	6	±2	
Enlisted	98	±1	7	±2	
Officers	99	±1	2	±2	
USMCR	97	±5	7	±8	
USAFR	98	±1	4	±1	
Enlisted	98	±1	5	±1	
Officers	99	±1	3	±1	
MALES	98	±1	3	±1	
Enlisted	98	±1	3	±1	
E1–E4	98	±1	4	±1	
E5–E9	98	±1	3	±1	
Officers	98	±1	2	±1	
O1–O3	98	±1	3	±1	
O4–O6	99	±1	2	±1	
Reserve Unit	98	±1	3	±1	
AGR/FTS/AR	98	±1	3	±1	
IMA	98	±1	1	±1	
Non-Hispanic White	98	±1	3	±1	
Total Minority	98	±1	3	±1	
Experienced SH	97	±2	20	±4	
Experienced GD	94	±3	24	±6	
Not Experienced SH/GD	98	±1	3	±1	
Experienced SA	90	±6	35	±12	
Not Experienced SA	99	±1	3	±1	
National Guard	98	±1	3	±1	
ARNG	98	±1	4	±1	
Enlisted	98	±1	4	±1	
Officers	98	±1	3	±1	
ANG	98	±1	2	±1	
Enlisted	98	±1	2	±1	
Officers	99	±1	2	±1	
Reserve	98	±1	3	±1	
USAR	98	±1	4	±1	
Enlisted	98	±1	4	±1	
Officers	98	±1	3	±1	
USNR	98	±1	4	±1	
Enlisted	98	±1	4	±2	
Officers	99	±1	2	±1	
USMCR	98	±1	2	±1	
Enlisted	98	±1	3	±1	
Officers	98	±1	1	±2	
USAFR	98	±1	2	±1	
Enlisted	98	±1	2	±1	
Officers	98	±1	1	±1	

217. When you observed this situation, which response most closely resembles your actions?

1. You stepped in and separated the people involved in the situation
2. You asked the person who appeared to be at risk if they needed help
3. You confronted the person who appeared to be causing the situation
4. You created a distraction to cause one or more of the people to disengage from the situation
5. You asked others to step in as a group and diffuse the situation
6. You told someone in a position of authority about the situation
7. You considered intervening in the situation, but you could not safely take any action
8. You decided to not take action

	Percent Responding		Percentages								Max ME
			1	2	3	4	5	6	7	8	
TOTAL DOD	4	±1	19	21	15	16	5	13	4	6	±3
National Guard	4	±1	19	23	15	14	5	14	4	5	±4
ARNG	4	±1	19	22	15	14	5	15	4	5	±5
ANG	3	±1	20	27	12	16	6	10	4	5	±5
Reserve	4	±1	18	20	15	18	5	12	4	8	±4
USAR	4	±1	16	19	16	18	4	15	5	7	±6
USNR	4	±1	21	15	16	20	6	8	2	11	±9
USMCR	2	±1	21	32	12	9	4	8	3	10	±16
USAFR	2	±1	26	22	14	17	4	9	4	5	±6
Enlisted	4	±1	18	21	15	16	5	13	4	7	±3
E1-E4	4	±1	15	22	14	16	6	12	6	8	±5
E1-E3	4	±1	11	22	13	15	6	15	6	11	±9
E4	5	±1	17	21	15	17	6	11	6	7	±6
E5-E9	4	±1	22	21	15	16	5	14	3	5	±3
Officers	3	±1	24	22	16	15	4	12	2	5	±5
O1-O3	4	±1	24	22	19	13	3	13	1	4	±6
O4-O6	2	±1	22	23	12	17	4	12	4	6	±7
W1-W5	3	±1	28	19	12	19	6	10	NR	6	±13
Reserve Unit	4	±1	18	21	15	16	5	13	4	7	±3
AGR/FTS/AR	4	±1	21	21	17	16	5	12	3	5	±5
IMA	2	±1	24	38	16	9	4	7	NR	2	±17
Non-Hispanic White	4	±1	19	19	16	16	6	14	4	7	±3
Total Minority	4	±1	18	26	14	16	3	12	5	6	±5
FEMALES	7	±1	18	24	13	15	4	17	3	5	±4
Enlisted	7	±1	18	24	13	15	4	17	3	6	±4
E1-E4	7	±1	16	23	12	15	2	19	4	8	±7
E5-E9	7	±1	20	25	13	15	5	15	3	3	±4
Officers	5	±1	20	26	13	17	5	15	3	2	±6
O1-O3	6	±1	21	23	13	16	5	16	3	3	±8
O4-O6	3	±1	17	31	13	19	3	11	4	1	±7
Reserve Unit	7	±1	18	24	13	16	4	17	3	6	±4
AGR/FTS/AR	7	±1	25	24	12	14	6	11	3	4	±4
IMA	3	±2	7	NR	14	12	7	13	NR	NR	±14
Non-Hispanic White	7	±1	20	24	13	15	5	17	3	4	±5
Total Minority	7	±1	16	24	13	16	3	17	3	7	±5
Experienced SH	21	±2	18	24	13	14	3	20	3	5	±5
Experienced GD	21	±3	20	23	15	14	3	18	4	3	±6
Not Experienced SH/GD	4	±1	20	24	11	17	5	13	4	7	±5
Experienced SA	26	±5	21	19	9	28	3	12	4	4	±12
Not Experienced SA	6	±1	19	25	13	13	4	17	3	5	±4







































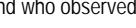

Note. Percent responding are Reserve component members who answered the question and who observed a situation that they believed could have led to a sexual assault (Q216).

NR: Not reportable

217. Continued	Percent Responding		Percentages								Max ME
			1	2	3	4	5	6	7	8	
National Guard	8	±1	19	26	11	15	4	17	4	4	±5
ARNG	9	±1	19	25	12	14	4	18	4	4	±6
Enlisted	9	±2	19	25	11	14	4	19	4	4	±6
Officers	7	±2	19	29	18	14	6	10	3	2	±8
ANG	5	±1	18	31	8	16	6	13	4	4	±7
Enlisted	5	±1	17	33	7	16	5	13	4	5	±8
Officers	4	±1	25	18	14	17	9	12	NR	2	±12
Reserve	6	±1	18	21	14	16	4	16	2	7	±5
USAR	7	±1	16	19	17	15	3	19	3	9	±7
Enlisted	7	±2	16	18	19	14	3	18	2	10	±8
Officers	5	±1	19	23	8	19	2	24	3	3	±12
USNR	6	±2	23	20	10	22	7	13	0	7	±11
Enlisted	7	±2	22	18	8	23	7	14	NR	7	±12
Officers	2	±1	25	NR	NR	14	NR	NR	NR	NR	±18
USMCR	7	±6	4	NR	4	NR	NR	NR	NR	NR	±12
USAFR	4	±1	25	26	10	18	5	10	3	3	±7
Enlisted	5	±1	27	25	10	18	5	10	3	3	±8
Officers	3	±1	15	33	12	17	9	9	2	NR	±13
MALES	3	±1	19	20	16	16	6	12	5	7	±4
Enlisted	3	±1	18	20	16	16	6	12	5	7	±4
E1-E4	4	±1	14	21	16	17	8	9	7	9	±7
E5-E9	3	±1	22	19	17	16	4	14	3	5	±5
Officers	2	±1	26	21	17	14	3	11	2	6	±6
O1-O3	3	±1	27	22	22	11	2	11	NR	5	±10
O4-O6	2	±1	24	20	12	16	4	13	4	7	±9
Reserve Unit	3	±1	19	20	16	16	6	11	5	7	±4
AGR/FTS/AR	3	±1	18	19	20	17	4	13	3	6	±8
IMA	1	±1	NR	NR	NR	NR	NR	NR	NR	NR	
Non-Hispanic White	3	±1	19	16	17	16	7	13	4	8	±5
Total Minority	3	±1	19	27	16	15	3	9	5	6	±7
Experienced SH	19	±4	10	18	11	21	8	10	8	13	±9
Experienced GD	23	±6	12	15	8	22	8	8	10	17	±14
Not Experienced SH/GD	2	±1	22	20	18	15	5	12	4	5	±4
Experienced SA	31	±11	NR	11	NR	NR	NR	7	NR	NR	±15
Not Experienced SA	3	±1	19	21	17	15	5	12	4	5	±4
National Guard	3	±1	19	21	17	14	6	13	4	6	±5
ARNG	3	±1	19	20	17	14	6	13	5	6	±6
Enlisted	4	±1	18	21	17	14	6	14	5	6	±7
Officers	3	±1	26	17	21	13	4	12	1	7	±10
ANG	2	±1	21	25	14	16	6	8	4	6	±8
Enlisted	2	±1	19	26	13	16	7	9	5	6	±9
Officers	2	±1	32	24	18	15	3	4	NR	3	±15
Reserve	3	±1	18	19	16	18	5	10	5	8	±6
USAR	4	±1	16	19	15	20	5	12	6	7	±8
Enlisted	4	±1	15	18	16	21	6	12	7	7	±9
Officers	2	±1	23	29	11	13	1	16	1	6	±13
USNR	3	±1	21	13	20	18	6	5	3	14	±13
Enlisted	4	±1	20	14	20	18	5	5	2	15	±15
Officers	2	±1	21	9	15	24	NR	NR	6	NR	±17
USMCR	2	±1	24	27	13	9	NR	9	3	10	±17
Enlisted	2	±1	22	27	13	10	NR	9	4	11	±18
Officers	1	±1	NR	NR	NR	NR	NR	NR	NR	NR	
USAFR	2	±1	26	18	18	17	2	8	4	7	±11
Enlisted	2	±1	26	17	17	18	3	7	NR	8	±12
Officers	1	±1	NR	NR	NR	NR	NR	10	NR	NR	±15


















































NR: Not reportable

217. Took some kind of action when they observed a situation that they believed was, or could have led to, a sexual assault.
Constructed from Q217.

	Percent Responding		Percentages	Max ME	Percentage Reporting Yes
			Yes		
TOTAL DOD	4	±1	89	±3	
National Guard	4	±1	91	±3	
ARNG	4	±1	90	±4	
ANG	3	±1	91	±5	
Reserve	4	±1	88	±4	
USAR	4	±1	88	±5	
USNR	4	±1	87	±9	
USMCR	2	±1	87	±13	
USAFR	2	±1	91	±6	
Enlisted	4	±1	89	±3	
E1-E4	4	±1	85	±5	
E1-E3	4	±1	83	±9	
E4	5	±1	87	±6	
E5-E9	4	±1	92	±2	
Officers	3	±1	93	±3	
O1-O3	4	±1	95	±4	
O4-O6	2	±1	90	±6	
W1-W5	3	±1	94	±11	
Reserve Unit	4	±1	89	±3	
AGR/FTS/AR	4	±1	92	±4	
IMA	2	±1	98	±8	
Non-Hispanic White	4	±1	90	±3	
Total Minority	4	±1	89	±4	
FEMALES	7	±1	91	±3	
Enlisted	7	±1	91	±3	
E1-E4	7	±1	88	±6	
E5-E9	7	±1	94	±3	
Officers	5	±1	95	±3	
O1-O3	6	±1	94	±4	
O4-O6	3	±1	95	±4	
Reserve Unit	7	±1	91	±3	
AGR/FTS/AR	7	±1	93	±3	
IMA	3	±2	NR		
Non-Hispanic White	7	±1	93	±4	
Total Minority	7	±1	90	±5	
Experienced SH	21	±2	92	±4	
Experienced GD	21	±3	93	±4	
Not Experienced SH/GD	4	±1	90	±5	
Experienced SA	26	±5	92	±10	
Not Experienced SA	6	±1	91	±3	

Note. Percent responding are Reserve component members who answered the question and who observed a situation that they believed could have led to a sexual assault (Q216).

NR: Not reportable

217. Continued	Percent Responding		Percentages	Max ME	Percentage Reporting Yes
			Yes		
National Guard	8	±1	92	±4	
ARNG	9	±1	92	±4	
Enlisted	9	±2	92	±5	
Officers	7	±2	95	±4	
ANG	5	±1	92	±4	
Enlisted	5	±1	92	±5	
Officers	4	±1	94	±12	
Reserve	6	±1	90	±5	
USAR	7	±1	89	±7	
Enlisted	7	±2	88	±8	
Officers	5	±1	94	±7	
USNR	6	±2	93	±7	
Enlisted	7	±2	93	±8	
Officers	2	±1	NR		
USMCR	7	±6	NR		
USAFR	4	±1	94	±5	
Enlisted	5	±1	94	±6	
Officers	3	±1	95	±11	
MALES	3	±1	88	±3	
Enlisted	3	±1	88	±4	
E1-E4	4	±1	84	±7	
E5-E9	3	±1	92	±3	
Officers	2	±1	92	±4	
O1-O3	3	±1	95	±6	
O4-O6	2	±1	88	±8	
Reserve Unit	3	±1	88	±4	
AGR/FTS/AR	3	±1	91	±6	
IMA	1	±1	NR		
Non-Hispanic White	3	±1	88	±4	
Total Minority	3	±1	89	±5	
Experienced SH	19	±4	79	±9	
Experienced GD	23	±6	73	±14	
Not Experienced SH/GD	2	±1	91	±4	
Experienced SA	31	±11	NR		
Not Experienced SA	3	±1	90	±3	
National Guard	3	±1	90	±5	
ARNG	3	±1	90	±5	
Enlisted	4	±1	89	±6	
Officers	3	±1	92	±7	
ANG	2	±1	90	±7	
Enlisted	2	±1	89	±8	
Officers	2	±1	97	±8	
Reserve	3	±1	87	±5	
USAR	4	±1	87	±7	
Enlisted	4	±1	87	±8	
Officers	2	±1	93	±9	
USNR	3	±1	83	±13	
Enlisted	4	±1	83	±14	
Officers	2	±1	86	±17	
USMCR	2	±1	86	±14	
Enlisted	2	±1	86	±15	
Officers	1	±1	NR		
USAFR	2	±1	89	±10	
Enlisted	2	±1	88	±12	
Officers	1	±1	NR		

NR: Not reportable

218. Please indicate how well your military unit leadership...

a. Makes it clear that sexual assault has no place in the military.

1. Very poorly
4. Well2. Poorly
5. Very well

3. Neither well nor poorly

	Percent Responding		Percentages					Max ME	Percentage Reporting Well		
			1	2	3	4	5				
TOTAL DOD	97	±1	0	1	3	11	84	±1	96.0	±1.0	
National Guard	98	±1	0	1	3	11	84	±1	96.0	±1.0	
ARNG	97	±1	0	1	4	12	83	±1	95.0	±1.0	
ANG	98	±1	0	0	2	9	88	±1	97.0	±1.0	
Reserve	97	±1	0	1	4	12	84	±1	95.0	±1.0	
USAR	97	±1	1	1	5	13	81	±1	94.0	±1.0	
USNR	98	±1	0	1	3	11	86	±2	97.0	±1.0	
USMCR	98	±1	0	0	3	9	87	±2	96.0	±1.0	
USAFR	98	±1	0	0	3	10	87	±1	97.0	±1.0	
Enlisted	97	±1	0	1	4	11	84	±1	95.0	±1.0	
E1-E4	97	±1	0	1	4	11	84	±1	95.0	±1.0	
E1-E3	97	±1	0	1	3	10	86	±2	96.0	±1.0	
E4	97	±1	1	1	4	11	83	±2	94.0	±1.0	
E5-E9	98	±1	0	1	3	12	83	±1	96.0	±1.0	
Officers	98	±1	0	1	3	11	85	±1	96.0	±1.0	
O1-O3	97	±1	0	1	3	13	83	±1	96.0	±1.0	
O4-O6	98	±1	0	1	2	9	88	±1	97.0	±1.0	
W1-W5	97	±1	0	0	3	13	84	±2	96.0	±1.0	
Reserve Unit	97	±1	0	1	3	11	84	±1	96.0	±1.0	
AGR/FTS/AR	98	±1	0	1	4	13	82	±1	95.0	±1.0	
IMA	98	±1	0	0	3	11	85	±2	96.0	±1.0	
Non-Hispanic White	98	±1	0	0	3	10	86	±1	96.0	±1.0	
Total Minority	97	±1	0	1	4	13	81	±1	94.0	±1.0	
FEMALES	97	±1	1	1	6	17	75	±1	92.0	±1.0	
Enlisted	97	±1	1	1	7	17	74	±1	91.0	±1.0	
E1-E4	96	±1	1	1	7	15	76	±2	92.0	±2.0	
E5-E9	97	±1	1	2	7	19	73	±1	91.0	±1.0	
Officers	98	±1	0	1	5	18	75	±1	93.0	±1.0	
O1-O3	98	±1	1	1	6	20	72	±2	92.0	±1.0	
O4-O6	99	±1	0	1	5	15	79	±2	94.0	±1.0	
Reserve Unit	97	±1	1	1	6	17	75	±1	92.0	±1.0	
AGR/FTS/AR	97	±1	1	2	7	20	70	±1	90.0	±1.0	
IMA	98	±1	1	0	6	16	78	±3	93.0	±2.0	
Non-Hispanic White	98	±1	1	1	5	17	76	±1	93.0	±1.0	
Total Minority	97	±1	1	1	7	18	73	±2	90.0	±1.0	
Experienced SH	95	±1	3	4	15	25	52	±3	77.0	±2.0	
Experienced GD	95	±2	4	5	17	26	47	±3	73.0	±3.0	
Not Experienced SH/GD	98	±1	0	1	4	15	80	±1	95.0	±1.0	
Experienced SA	90	±4	5	6	11	26	52	±7	78.0	±6.0	
Not Experienced SA	98	±1	1	1	6	17	75	±1	92.0	±1.0	

Note. Percent responding are Reserve component members who answered the question. *Percentage Reporting Well* includes members who indicated "Well" and "Very Well."

218a. Continued	Percent Responding		Percentages					Max ME	Percentage Reporting Well		
			1	2	3	4	5				
National Guard	97	±1	1	1	6	17	75	±2	92.0	±1.0	
ARNG	97	±1	1	1	7	18	73	±2	91.0	±1.0	
Enlisted	97	±1	1	2	7	17	73	±2	91.0	±2.0	
Officers	97	±1	0	1	6	23	70	±2	93.0	±2.0	
ANG	97	±1	0	1	4	14	81	±1	95.0	±1.0	
Enlisted	97	±1	0	1	4	14	81	±2	95.0	±1.0	
Officers	98	±1	1	1	5	14	79	±3	94.0	±2.0	
Reserve	97	±1	1	1	7	17	74	±2	91.0	±1.0	
USAR	97	±1	1	2	8	20	69	±2	89.0	±2.0	
Enlisted	97	±1	1	2	9	19	69	±2	89.0	±2.0	
Officers	98	±1	1	1	7	21	70	±3	91.0	±2.0	
USNR	98	±1	0	1	5	15	79	±2	94.0	±2.0	
Enlisted	97	±1	1	2	5	16	77	±3	93.0	±2.0	
Officers	99	±1	0	1	3	12	85	±3	96.0	±2.0	
USMCR	97	±5	0	1	7	12	80	±7	92.0	±6.0	
USAFR	98	±1	1	1	4	13	81	±2	94.0	±1.0	
Enlisted	97	±1	1	1	5	14	80	±2	94.0	±1.0	
Officers	99	±1	0	0	3	12	84	±2	96.0	±1.0	
MALES	98	±1	0	0	3	10	86	±1	96.0	±1.0	
Enlisted	98	±1	0	0	3	10	86	±1	96.0	±1.0	
E1-E4	97	±1	0	0	3	10	86	±1	96.0	±1.0	
E5-E9	98	±1	0	0	3	11	86	±1	97.0	±1.0	
Officers	98	±1	0	0	2	10	88	±1	97.0	±1.0	
O1-O3	97	±1	0	0	2	11	86	±2	97.0	±1.0	
O4-O6	98	±1	0	0	2	8	90	±1	97.0	±1.0	
Reserve Unit	98	±1	0	0	3	10	86	±1	96.0	±1.0	
AGR/FTS/AR	98	±1	0	1	3	11	85	±1	96.0	±1.0	
IMA	97	±1	0	0	3	10	88	±2	97.0	±2.0	
Non-Hispanic White	98	±1	0	0	2	9	88	±1	97.0	±1.0	
Total Minority	98	±1	0	1	4	12	84	±1	96.0	±1.0	
Experienced SH	96	±2	4	3	12	21	59	±4	80.0	±4.0	
Experienced GD	93	±4	7	3	12	20	58	±6	78.0	±6.0	
Not Experienced SH/GD	98	±1	0	0	2	9	88	±1	97.0	±1.0	
Experienced SA	88	±7	8	4	16	22	50	±12	72.0	±12.0	
Not Experienced SA	98	±1	0	0	3	10	87	±1	97.0	±1.0	
National Guard	98	±1	0	0	3	10	86	±1	97.0	±1.0	
ARNG	98	±1	0	0	3	11	85	±1	96.0	±1.0	
Enlisted	98	±1	0	0	3	11	85	±1	96.0	±1.0	
Officers	98	±1	0	1	2	11	86	±2	97.0	±1.0	
ANG	98	±1	0	0	2	8	89	±1	98.0	±1.0	
Enlisted	98	±1	0	0	2	8	89	±1	98.0	±1.0	
Officers	99	±1	0	0	2	8	90	±2	98.0	±1.0	
Reserve	97	±1	0	0	3	10	86	±1	96.0	±1.0	
USAR	97	±1	0	1	3	11	85	±2	96.0	±1.0	
Enlisted	97	±1	0	1	4	11	85	±2	96.0	±1.0	
Officers	98	±1	0	1	3	11	85	±2	96.0	±1.0	
USNR	98	±1	0	0	2	10	88	±2	97.0	±1.0	
Enlisted	98	±1	0	0	3	11	86	±2	97.0	±1.0	
Officers	98	±1	0	0	1	6	93	±2	99.0	±1.0	
USMCR	98	±1	0	0	3	9	88	±2	96.0	±1.0	
Enlisted	98	±1	0	0	3	9	87	±2	96.0	±2.0	
Officers	97	±1	0	0	1	9	89	±3	99.0	±2.0	
USAFR	98	±1	0	0	2	8	89	±1	97.0	±1.0	
Enlisted	97	±1	0	0	2	9	88	±2	97.0	±1.0	
Officers	98	±1	0	0	1	7	91	±2	98.0	±1.0	

218. Please indicate how well your military unit leadership...























































b. Promotes a unit climate based on mutual respect and trust.

1. Very poorly
4. Well2. Poorly
5. Very well

3. Neither well nor poorly

	Percent Responding		Percentages					Max ME	Percentage Reporting Well		
			1	2	3	4	5				
TOTAL DOD	97	±1	1	2	5	15	77	±1	92.0	±1.0	
National Guard	97	±1	1	2	5	15	77	±1	92.0	±1.0	
ARNG	97	±1	1	2	5	16	77	±1	92.0	±1.0	
ANG	97	±1	1	2	4	14	79	±1	93.0	±1.0	
Reserve	97	±1	1	2	5	15	76	±1	92.0	±1.0	
USAR	97	±1	1	2	6	17	74	±2	90.0	±1.0	
USNR	97	±1	1	1	4	14	80	±2	94.0	±1.0	
USMCR	97	±1	1	1	5	13	80	±2	93.0	±2.0	
USAFR	97	±1	1	2	4	14	79	±1	93.0	±1.0	
Enlisted	97	±1	1	2	5	15	76	±1	92.0	±1.0	
E1-E4	96	±1	1	1	5	15	78	±1	92.0	±1.0	
E1-E3	96	±1	1	1	4	14	80	±2	94.0	±1.0	
E4	96	±1	1	2	6	15	76	±2	91.0	±1.0	
E5-E9	97	±1	1	2	5	16	76	±1	92.0	±1.0	
Officers	97	±1	1	2	4	14	79	±1	94.0	±1.0	
O1-O3	97	±1	1	2	4	16	77	±2	93.0	±1.0	
O4-O6	97	±1	1	2	3	13	81	±1	94.0	±1.0	
W1-W5	96	±1	1	1	5	16	77	±2	93.0	±2.0	
Reserve Unit	97	±1	1	2	5	15	77	±1	92.0	±1.0	
AGR/FTS/AR	97	±1	2	3	6	17	73	±1	90.0	±1.0	
IMA	97	±1	1	1	4	14	80	±2	94.0	±2.0	
Non-Hispanic White	97	±1	1	2	4	14	79	±1	93.0	±1.0	
Total Minority	97	±1	1	2	6	17	74	±1	91.0	±1.0	
FEMALES	96	±1	2	3	9	21	65	±1	86.0	±1.0	
Enlisted	96	±1	2	3	9	21	65	±1	86.0	±1.0	
E1-E4	95	±1	2	2	9	19	68	±2	87.0	±2.0	
E5-E9	96	±1	2	4	10	23	61	±1	84.0	±1.0	
Officers	97	±1	2	4	7	21	66	±2	88.0	±1.0	
O1-O3	97	±1	2	3	8	22	65	±2	88.0	±2.0	
O4-O6	98	±1	2	4	7	19	68	±2	88.0	±1.0	
Reserve Unit	96	±1	2	3	9	20	66	±1	86.0	±1.0	
AGR/FTS/AR	96	±1	3	5	11	24	57	±2	81.0	±1.0	
IMA	97	±1	1	3	7	19	70	±3	89.0	±3.0	
Non-Hispanic White	96	±1	2	3	8	21	66	±2	87.0	±1.0	
Total Minority	96	±1	2	3	10	21	64	±2	85.0	±1.0	
Experienced SH	95	±1	8	9	20	25	38	±3	63.0	±3.0	
Experienced GD	94	±2	12	14	23	24	27	±3	52.0	±3.0	
Not Experienced SH/GD	97	±1	1	1	6	19	72	±1	92.0	±1.0	
Experienced SA	90	±4	9	8	16	27	41	±7	67.0	±6.0	
Not Experienced SA	97	±1	2	3	9	21	66	±1	86.0	±1.0	

Note. Percent responding are Reserve component members who answered the question. *Percentage Reporting Well* includes members who indicated "Well" and "Very Well."





































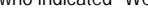



218b. Continued	Percent Responding		Percentages					Max ME	Percentage Reporting Well		
			1	2	3	4	5				
National Guard	96	±1	2	3	9	21	65	±2	86.0	±1.0	
ARNG	96	±1	2	3	10	22	64	±2	85.0	±2.0	
Enlisted	96	±1	2	3	10	21	64	±2	85.0	±2.0	
Officers	96	±1	2	4	8	27	60	±3	86.0	±2.0	
ANG	96	±1	1	3	7	20	69	±2	89.0	±1.0	
Enlisted	96	±1	1	2	7	19	70	±2	90.0	±1.0	
Officers	97	±1	2	4	8	21	65	±3	87.0	±2.0	
Reserve	97	±1	2	3	9	21	65	±2	85.0	±1.0	
USAR	96	±1	3	3	11	23	61	±2	83.0	±2.0	
Enlisted	96	±1	3	3	11	23	60	±3	83.0	±2.0	
Officers	98	±1	2	4	8	22	64	±3	86.0	±2.0	
USNR	97	±1	1	3	7	18	70	±3	88.0	±2.0	
Enlisted	97	±1	2	3	9	19	68	±3	87.0	±3.0	
Officers	98	±1	1	3	3	16	76	±3	93.0	±2.0	
USMCR	96	±5	0	4	13	15	68	±9	83.0	±8.0	
USAFR	97	±1	2	2	7	18	71	±2	89.0	±1.0	
Enlisted	96	±1	2	2	7	19	70	±2	89.0	±2.0	
Officers	98	±1	1	2	6	16	75	±2	90.0	±2.0	
MALES	97	±1	1	1	4	14	80	±1	94.0	±1.0	
Enlisted	97	±1	1	1	4	14	79	±1	93.0	±1.0	
E1-E4	97	±1	1	1	5	14	80	±2	94.0	±1.0	
E5-E9	97	±1	1	1	4	15	79	±1	93.0	±1.0	
Officers	97	±1	1	1	3	13	82	±1	95.0	±1.0	
O1-O3	97	±1	1	1	3	14	81	±2	95.0	±1.0	
O4-O6	97	±1	1	1	3	11	84	±1	96.0	±1.0	
Reserve Unit	97	±1	1	1	4	14	80	±1	94.0	±1.0	
AGR/FTS/AR	97	±1	1	2	5	15	77	±2	92.0	±1.0	
IMA	97	±1	0	1	3	12	84	±3	96.0	±2.0	
Non-Hispanic White	97	±1	1	1	4	13	81	±1	94.0	±1.0	
Total Minority	97	±1	1	1	5	15	77	±1	93.0	±1.0	
Experienced SH	95	±2	8	9	16	24	43	±4	67.0	±4.0	
Experienced GD	93	±3	13	12	17	19	40	±6	58.0	±6.0	
Not Experienced SH/GD	97	±1	1	1	4	13	82	±1	95.0	±1.0	
Experienced SA	88	±6	10	9	18	23	39	±12	62.0	±12.0	
Not Experienced SA	98	±1	1	1	4	14	80	±1	94.0	±1.0	
National Guard	97	±1	1	1	4	14	80	±1	94.0	±1.0	
ARNG	97	±1	1	1	5	14	79	±1	94.0	±1.0	
Enlisted	97	±1	1	1	5	14	79	±2	93.0	±1.0	
Officers	97	±1	1	1	3	14	80	±2	95.0	±1.0	
ANG	97	±1	1	1	4	13	82	±1	94.0	±1.0	
Enlisted	97	±1	1	1	4	13	82	±1	94.0	±1.0	
Officers	98	±1	1	1	4	11	83	±2	94.0	±1.0	
Reserve	97	±1	1	1	4	14	80	±1	94.0	±1.0	
USAR	97	±1	1	2	5	15	78	±2	93.0	±1.0	
Enlisted	97	±1	1	2	5	15	77	±2	92.0	±1.0	
Officers	97	±1	1	1	4	14	80	±2	94.0	±1.0	
USNR	97	±1	1	1	3	12	83	±2	95.0	±1.0	
Enlisted	97	±1	1	1	4	14	80	±2	95.0	±2.0	
Officers	98	±1	0	1	2	8	90	±2	98.0	±1.0	
USMCR	97	±1	1	1	4	13	81	±2	94.0	±2.0	
Enlisted	97	±1	1	1	5	13	80	±2	93.0	±2.0	
Officers	97	±2	0	0	2	11	86	±3	97.0	±2.0	
USAFR	97	±1	1	1	3	13	82	±2	95.0	±1.0	
Enlisted	97	±1	1	1	4	14	80	±2	94.0	±1.0	
Officers	97	±1	0	1	2	11	86	±2	97.0	±2.0	

218. Please indicate how well your military unit leadership...























































c. Leads by example. For example, refrains from sexist comments and behaviors.

1. Very poorly
4. Well2. Poorly
5. Very well

3. Neither well nor poorly

	Percent Responding		Percentages					Max ME	Percentage Reporting Well		
			1	2	3	4	5				
TOTAL DOD	97	±1	1	2	6	16	75	±1	91.0	±1.0	
National Guard	97	±1	1	2	6	17	75	±1	91.0	±1.0	
ARNG	97	±1	1	2	6	17	74	±1	91.0	±1.0	
ANG	97	±1	1	2	5	16	77	±1	92.0	±1.0	
Reserve	97	±1	1	2	6	16	75	±1	91.0	±1.0	
USAR	97	±1	2	2	7	17	73	±2	90.0	±1.0	
USNR	98	±1	1	1	4	16	78	±2	94.0	±1.0	
USMCR	97	±1	1	1	6	14	77	±2	92.0	±2.0	
USAFR	97	±1	1	1	5	14	78	±1	93.0	±1.0	
Enlisted	97	±1	1	2	6	17	74	±1	91.0	±1.0	
E1-E4	97	±1	1	2	7	16	75	±2	90.0	±1.0	
E1-E3	96	±1	1	1	5	16	77	±2	93.0	±2.0	
E4	97	±1	1	2	8	16	73	±2	89.0	±1.0	
E5-E9	97	±1	1	2	6	17	74	±1	91.0	±1.0	
Officers	98	±1	1	2	4	15	79	±1	94.0	±1.0	
O1-O3	97	±1	1	2	5	16	76	±2	93.0	±1.0	
O4-O6	98	±1	1	1	3	13	82	±1	95.0	±1.0	
W1-W5	97	±1	0	1	5	17	76	±3	93.0	±2.0	
Reserve Unit	97	±1	1	2	6	16	75	±1	91.0	±1.0	
AGR/FTS/AR	97	±1	1	2	7	18	71	±1	89.0	±1.0	
IMA	98	±1	0	1	4	14	81	±2	94.0	±1.0	
Non-Hispanic White	97	±1	1	2	5	15	77	±1	92.0	±1.0	
Total Minority	97	±1	1	2	7	18	72	±1	90.0	±1.0	
FEMALES	96	±1	2	3	10	21	63	±1	85.0	±1.0	
Enlisted	96	±1	2	3	10	21	63	±1	84.0	±1.0	
E1-E4	96	±1	2	3	10	20	65	±2	85.0	±2.0	
E5-E9	97	±1	2	4	11	23	60	±1	83.0	±1.0	
Officers	97	±1	2	3	7	21	67	±2	88.0	±1.0	
O1-O3	97	±1	2	3	7	23	65	±2	88.0	±2.0	
O4-O6	98	±1	1	3	6	19	71	±2	89.0	±1.0	
Reserve Unit	96	±1	2	3	10	21	64	±1	85.0	±1.0	
AGR/FTS/AR	97	±1	3	5	12	25	56	±2	81.0	±1.0	
IMA	98	±1	1	2	7	19	71	±3	90.0	±2.0	
Non-Hispanic White	97	±1	2	4	9	21	64	±2	85.0	±1.0	
Total Minority	96	±1	2	3	11	22	62	±2	84.0	±1.0	
Experienced SH	95	±1	8	12	22	24	34	±3	58.0	±3.0	
Experienced GD	95	±2	12	15	24	23	26	±3	50.0	±3.0	
Not Experienced SH/GD	97	±1	1	1	7	20	71	±1	91.0	±1.0	
Experienced SA	90	±4	8	10	19	22	42	±7	64.0	±6.0	
Not Experienced SA	97	±1	2	3	10	21	64	±1	85.0	±1.0	

Note. Percent responding are Reserve component members who answered the question. *Percentage Reporting Well* includes members who indicated "Well" and "Very Well."

218c. Continued	Percent Responding		Percentages					Max ME	Percentage Reporting Well		
			1	2	3	4	5				
National Guard	96	±1	2	4	10	22	63	±2	84.0	±1.0	
ARNG	96	±1	2	4	11	22	60	±2	83.0	±2.0	
Enlisted	96	±1	2	4	12	22	60	±2	82.0	±2.0	
Officers	97	±1	1	5	9	26	59	±3	85.0	±2.0	
ANG	97	±1	1	3	7	20	69	±2	89.0	±1.0	
Enlisted	96	±1	1	3	7	20	69	±2	89.0	±1.0	
Officers	98	±1	2	3	6	20	68	±3	88.0	±2.0	
Reserve	97	±1	2	3	10	21	64	±2	85.0	±1.0	
USAR	96	±1	3	3	11	23	60	±2	83.0	±2.0	
Enlisted	96	±1	3	3	12	23	59	±3	82.0	±2.0	
Officers	97	±1	2	3	8	21	66	±3	87.0	±2.0	
USNR	97	±1	1	3	8	19	69	±3	88.0	±2.0	
Enlisted	97	±1	1	3	9	19	67	±3	87.0	±3.0	
Officers	98	±1	1	1	3	17	77	±3	94.0	±2.0	
USMCR	96	±5	0	8	10	19	63	±9	81.0	±8.0	
USAFR	97	±1	2	2	7	18	71	±2	89.0	±1.0	
Enlisted	97	±1	2	2	7	19	70	±2	88.0	±2.0	
Officers	98	±1	1	2	5	17	76	±2	92.0	±2.0	
MALES	97	±1	1	1	5	15	77	±1	93.0	±1.0	
Enlisted	97	±1	1	1	5	15	77	±1	92.0	±1.0	
E1-E4	97	±1	1	1	6	15	77	±2	92.0	±1.0	
E5-E9	98	±1	1	1	5	16	76	±1	92.0	±1.0	
Officers	98	±1	1	1	3	13	81	±1	95.0	±1.0	
O1-O3	97	±1	1	1	4	15	80	±2	94.0	±1.0	
O4-O6	98	±1	1	1	3	12	84	±1	96.0	±1.0	
Reserve Unit	97	±1	1	1	5	15	78	±1	93.0	±1.0	
AGR/FTS/AR	98	±1	1	2	5	16	75	±2	92.0	±1.0	
IMA	97	±1	0	0	3	12	84	±3	96.0	±2.0	
Non-Hispanic White	97	±1	1	1	5	14	79	±1	93.0	±1.0	
Total Minority	97	±1	1	1	6	16	75	±2	92.0	±1.0	
Experienced SH	96	±2	10	11	17	22	40	±4	62.0	±4.0	
Experienced GD	93	±4	13	11	19	17	40	±6	57.0	±6.0	
Not Experienced SH/GD	97	±1	0	1	5	15	79	±1	94.0	±1.0	
Experienced SA	88	±6	15	10	19	17	40	±12	56.0	±12.0	
Not Experienced SA	98	±1	1	1	5	15	78	±1	93.0	±1.0	
National Guard	97	±1	1	1	5	16	77	±1	92.0	±1.0	
ARNG	97	±1	1	1	5	16	76	±1	92.0	±1.0	
Enlisted	97	±1	1	1	6	16	76	±2	92.0	±1.0	
Officers	97	±1	1	2	4	15	78	±2	93.0	±1.0	
ANG	97	±1	1	1	5	15	79	±1	93.0	±1.0	
Enlisted	97	±1	1	1	5	15	78	±2	93.0	±1.0	
Officers	98	±1	1	1	3	14	81	±2	95.0	±1.0	
Reserve	97	±1	1	1	5	15	78	±1	93.0	±1.0	
USAR	97	±1	1	2	6	15	76	±2	92.0	±1.0	
Enlisted	97	±1	1	2	6	16	76	±2	91.0	±2.0	
Officers	97	±1	1	1	4	14	81	±2	95.0	±1.0	
USNR	98	±1	1	1	3	15	81	±2	95.0	±1.0	
Enlisted	98	±1	1	1	4	17	78	±2	94.0	±2.0	
Officers	98	±1	0	1	2	8	89	±2	98.0	±1.0	
USMCR	97	±1	1	1	6	14	78	±2	92.0	±2.0	
Enlisted	97	±1	1	1	6	14	77	±3	92.0	±2.0	
Officers	97	±2	0	0	3	12	84	±3	97.0	±2.0	
USAFR	97	±1	1	1	4	13	81	±2	94.0	±1.0	
Enlisted	97	±1	1	1	5	14	80	±2	93.0	±1.0	
Officers	98	±1	0	1	2	10	87	±2	97.0	±1.0	

218. Please indicate how well your military unit leadership...























































d. Catches and immediately corrects incidents of sexual harassment. For example, inappropriate jokes, comments, and behaviors.

1. Very poorly
4. Well2. Poorly
5. Very well

3. Neither well nor poorly

	Percent Responding		Percentages					Max ME	Percentage Reporting Well		
			1	2	3	4	5				
TOTAL DOD	97	±1	1	2	9	19	67	±1	87.0	±1.0	
National Guard	97	±1	1	2	9	20	67	±1	87.0	±1.0	
ARNG	97	±1	1	2	10	20	67	±1	87.0	±1.0	
ANG	98	±1	1	2	9	20	68	±1	88.0	±1.0	
Reserve	97	±1	1	2	10	19	68	±1	87.0	±1.0	
USAR	97	±1	2	3	11	19	66	±2	85.0	±1.0	
USNR	98	±1	1	2	8	19	70	±2	89.0	±1.0	
USMCR	97	±1	1	1	8	17	73	±2	89.0	±2.0	
USAFR	98	±1	1	2	8	18	71	±2	88.0	±1.0	
Enlisted	97	±1	1	2	10	19	67	±1	87.0	±1.0	
E1-E4	97	±1	1	2	10	18	69	±2	87.0	±1.0	
E1-E3	97	±1	1	2	8	18	71	±2	89.0	±2.0	
E4	97	±1	2	3	11	18	67	±2	85.0	±2.0	
E5-E9	98	±1	1	2	10	21	66	±1	87.0	±1.0	
Officers	98	±1	1	2	9	20	68	±1	88.0	±1.0	
O1-O3	97	±1	1	2	10	21	66	±2	87.0	±1.0	
O4-O6	98	±1	1	2	7	20	71	±1	90.0	±1.0	
W1-W5	97	±1	1	2	10	22	66	±3	87.0	±2.0	
Reserve Unit	97	±1	1	2	9	19	68	±1	87.0	±1.0	
AGR/FTS/AR	98	±1	2	3	10	21	65	±2	85.0	±1.0	
IMA	97	±1	1	1	10	18	70	±2	88.0	±2.0	
Non-Hispanic White	98	±1	1	2	9	19	68	±1	88.0	±1.0	
Total Minority	97	±1	1	2	11	20	66	±1	86.0	±1.0	
FEMALES	97	±1	3	4	15	23	55	±1	78.0	±1.0	
Enlisted	97	±1	3	4	15	22	55	±1	78.0	±1.0	
E1-E4	96	±1	3	4	14	21	59	±2	79.0	±2.0	
E5-E9	97	±1	3	5	17	24	52	±1	76.0	±1.0	
Officers	98	±1	2	4	14	24	55	±2	80.0	±1.0	
O1-O3	98	±1	2	5	15	25	54	±2	79.0	±2.0	
O4-O6	98	±1	2	3	14	24	57	±2	81.0	±2.0	
Reserve Unit	97	±1	2	4	15	22	56	±1	78.0	±1.0	
AGR/FTS/AR	97	±1	3	6	17	25	48	±2	74.0	±1.0	
IMA	98	±1	2	3	14	21	61	±3	82.0	±3.0	
Non-Hispanic White	97	±1	2	5	14	23	55	±2	78.0	±1.0	
Total Minority	96	±1	3	4	16	22	56	±2	78.0	±2.0	
Experienced SH	96	±1	11	15	28	20	26	±3	46.0	±3.0	
Experienced GD	95	±2	13	16	30	20	22	±3	41.0	±3.0	
Not Experienced SH/GD	97	±1	1	2	12	23	63	±1	86.0	±1.0	
Experienced SA	90	±4	9	11	26	22	32	±6	54.0	±6.0	
Not Experienced SA	98	±1	2	4	15	23	56	±1	78.0	±1.0	

Note. Percent responding are Reserve component members who answered the question. *Percentage Reporting Well* includes members who indicated "Well" and "Very Well."









































218d. Continued	Percent Responding		Percentages					Max ME	Percentage Reporting Well		
			1	2	3	4	5				
National Guard	97	±1	2	5	15	23	55	±2	78.0	±2.0	
ARNG	96	±1	3	5	16	23	53	±2	77.0	±2.0	
Enlisted	96	±1	3	5	16	23	54	±2	77.0	±2.0	
Officers	97	±1	2	6	16	29	48	±3	77.0	±2.0	
ANG	97	±1	2	4	14	23	58	±2	81.0	±1.0	
Enlisted	97	±1	1	4	13	22	59	±2	81.0	±2.0	
Officers	98	±1	2	5	14	27	53	±3	79.0	±3.0	
Reserve	97	±1	3	4	15	22	56	±2	78.0	±1.0	
USAR	97	±1	3	4	17	23	52	±2	75.0	±2.0	
Enlisted	97	±1	4	4	18	23	51	±3	74.0	±2.0	
Officers	98	±1	2	4	16	23	55	±3	78.0	±2.0	
USNR	98	±1	1	4	13	21	61	±3	82.0	±2.0	
Enlisted	97	±1	2	4	14	20	60	±3	80.0	±3.0	
Officers	99	±1	1	2	10	22	65	±3	87.0	±3.0	
USMCR	96	±5	2	6	16	15	60	±9	76.0	±9.0	
USAFR	97	±1	2	3	13	21	61	±2	82.0	±2.0	
Enlisted	97	±1	2	3	13	21	61	±2	82.0	±2.0	
Officers	98	±1	1	2	12	21	63	±3	84.0	±2.0	
MALES	98	±1	1	2	8	19	70	±1	89.0	±1.0	
Enlisted	97	±1	1	2	8	19	70	±1	89.0	±1.0	
E1-E4	97	±1	1	2	8	17	71	±2	88.0	±1.0	
E5-E9	98	±1	1	2	8	20	69	±1	89.0	±1.0	
Officers	98	±1	1	1	7	20	71	±1	91.0	±1.0	
O1-O3	97	±1	1	2	9	20	69	±2	89.0	±2.0	
O4-O6	98	±1	1	1	6	19	74	±2	92.0	±1.0	
Reserve Unit	97	±1	1	2	8	19	70	±1	89.0	±1.0	
AGR/FTS/AR	98	±1	1	2	8	20	69	±2	88.0	±1.0	
IMA	97	±1	1	0	8	17	74	±3	91.0	±2.0	
Non-Hispanic White	98	±1	1	2	8	19	71	±1	89.0	±1.0	
Total Minority	97	±1	1	2	9	19	70	±2	88.0	±1.0	
Experienced SH	96	±2	12	13	25	18	32	±4	51.0	±4.0	
Experienced GD	93	±3	15	11	21	18	35	±6	53.0	±6.0	
Not Experienced SH/GD	98	±1	1	1	7	19	72	±1	91.0	±1.0	
Experienced SA	88	±6	22	12	24	17	25	±13	43.0	±12.0	
Not Experienced SA	98	±1	1	2	8	19	71	±1	89.0	±1.0	
National Guard	98	±1	1	2	8	19	70	±1	89.0	±1.0	
ARNG	98	±1	1	2	8	20	69	±2	89.0	±1.0	
Enlisted	98	±1	1	2	8	19	70	±2	89.0	±1.0	
Officers	98	±1	1	2	8	23	66	±2	89.0	±2.0	
ANG	98	±1	1	2	8	19	71	±2	90.0	±1.0	
Enlisted	98	±1	1	2	8	19	71	±2	90.0	±1.0	
Officers	98	±1	1	2	7	18	72	±2	91.0	±2.0	
Reserve	97	±1	1	2	8	18	71	±1	89.0	±1.0	
USAR	97	±1	1	2	9	18	70	±2	88.0	±1.0	
Enlisted	97	±1	1	2	9	18	70	±2	88.0	±2.0	
Officers	98	±1	1	1	8	19	71	±2	90.0	±2.0	
USNR	98	±1	1	1	7	19	73	±2	91.0	±2.0	
Enlisted	98	±1	1	1	8	20	70	±3	90.0	±2.0	
Officers	98	±1	0	1	4	14	80	±2	94.0	±2.0	
USMCR	98	±1	1	1	8	17	73	±2	90.0	±2.0	
Enlisted	98	±1	1	1	8	17	73	±3	90.0	±2.0	
Officers	97	±2	1	1	8	17	73	±3	91.0	±3.0	
USAFR	98	±1	1	2	7	17	74	±2	91.0	±1.0	
Enlisted	98	±1	1	2	7	17	73	±2	90.0	±2.0	
Officers	98	±1	0	1	6	15	77	±3	92.0	±2.0	

218. Please indicate how well your military unit leadership...























































e. Creates an environment where victims would feel comfortable reporting sexual harassment or assault.

1. Very poorly
4. Well2. Poorly
5. Very well









































3. Neither well nor poorly

	Percent Responding		Percentages					Max ME	Percentage Reporting Well		
			1	2	3	4	5				
TOTAL DOD	97	±1	1	1	7	16	74	±1	91.0	±1.0	
National Guard	97	±1	1	1	6	17	74	±1	91.0	±1.0	
ARNG	97	±1	1	2	7	17	74	±1	91.0	±1.0	
ANG	97	±1	1	1	6	16	76	±1	92.0	±1.0	
Reserve	97	±1	1	1	7	16	74	±1	91.0	±1.0	
USAR	97	±1	1	2	8	17	72	±2	89.0	±1.0	
USNR	98	±1	1	1	6	16	77	±2	93.0	±1.0	
USMCR	98	±1	1	1	6	14	79	±2	92.0	±2.0	
USAFR	97	±1	1	1	5	16	77	±1	92.0	±1.0	
Enlisted	97	±1	1	2	7	16	74	±1	91.0	±1.0	
E1-E4	97	±1	1	1	7	15	75	±1	91.0	±1.0	
E1-E3	97	±1	1	1	6	15	78	±2	93.0	±2.0	
E4	97	±1	2	2	8	16	74	±2	89.0	±1.0	
E5-E9	97	±1	1	2	7	17	73	±1	91.0	±1.0	
Officers	98	±1	1	1	6	17	75	±1	92.0	±1.0	
O1-O3	97	±1	1	1	7	18	73	±2	91.0	±1.0	
O4-O6	98	±1	1	1	5	16	78	±1	93.0	±1.0	
W1-W5	97	±1	1	1	6	17	75	±2	92.0	±2.0	
Reserve Unit	97	±1	1	1	7	16	75	±1	91.0	±1.0	
AGR/FTS/AR	98	±1	1	2	8	18	71	±1	89.0	±1.0	
IMA	97	±1	1	1	6	16	77	±2	93.0	±2.0	
Non-Hispanic White	97	±1	1	1	6	16	76	±1	92.0	±1.0	
Total Minority	97	±1	1	2	8	18	72	±1	89.0	±1.0	
FEMALES	97	±1	2	3	12	21	61	±1	82.0	±1.0	
Enlisted	96	±1	2	3	12	21	61	±1	82.0	±1.0	
E1-E4	96	±1	2	3	11	19	65	±2	84.0	±2.0	
E5-E9	97	±1	3	4	13	23	57	±1	80.0	±1.0	
Officers	98	±1	2	3	12	23	60	±2	84.0	±1.0	
O1-O3	98	±1	2	3	12	23	60	±2	83.0	±2.0	
O4-O6	98	±1	2	3	10	23	62	±2	85.0	±1.0	
Reserve Unit	97	±1	2	3	12	21	62	±1	83.0	±1.0	
AGR/FTS/AR	97	±1	3	5	15	24	53	±2	77.0	±1.0	
IMA	98	±1	1	2	11	21	65	±3	86.0	±3.0	
Non-Hispanic White	97	±1	2	4	11	22	61	±2	83.0	±1.0	
Total Minority	96	±1	2	3	13	21	61	±2	82.0	±1.0	
Experienced SH	95	±1	9	10	27	22	31	±3	53.0	±3.0	
Experienced GD	95	±2	13	13	28	21	25	±3	46.0	±3.0	
Not Experienced SH/GD	97	±1	1	2	8	21	69	±1	89.0	±1.0	
Experienced SA	89	±4	11	8	25	22	34	±6	56.0	±7.0	
Not Experienced SA	98	±1	2	3	12	21	61	±1	83.0	±1.0	
























































Note. Percent responding are Reserve component members who answered the question. *Percentage Reporting Well* includes members who indicated "Well" and "Very Well."

218e. Continued	Percent Responding		Percentages					Max ME	Percentage Reporting Well		
			1	2	3	4	5				
National Guard	96	±1	2	3	12	22	61	±2	82.0	±1.0	
ARNG	96	±1	2	4	13	22	59	±2	81.0	±2.0	
Enlisted	96	±1	3	3	13	21	60	±2	81.0	±2.0	
Officers	97	±1	2	4	14	27	53	±3	81.0	±2.0	
ANG	97	±1	1	3	10	21	65	±2	86.0	±1.0	
Enlisted	97	±1	1	3	10	20	65	±2	86.0	±1.0	
Officers	98	±1	3	3	10	25	59	±3	84.0	±2.0	
Reserve	97	±1	2	3	12	21	61	±2	82.0	±1.0	
USAR	97	±1	3	4	13	22	57	±2	80.0	±2.0	
Enlisted	96	±1	3	4	13	23	57	±3	79.0	±2.0	
Officers	98	±1	2	3	13	22	59	±3	81.0	±2.0	
USNR	97	±1	1	3	11	19	65	±3	85.0	±2.0	
Enlisted	97	±1	1	3	12	19	64	±3	83.0	±3.0	
Officers	98	±1	1	2	7	21	70	±3	90.0	±3.0	
USMCR	97	±5	2	3	15	20	62	±9	81.0	±8.0	
USAFR	97	±1	2	2	9	20	66	±2	87.0	±1.0	
Enlisted	97	±1	2	2	9	20	66	±2	86.0	±2.0	
Officers	98	±1	1	3	8	20	68	±3	88.0	±2.0	
MALES	97	±1	1	1	5	15	78	±1	93.0	±1.0	
Enlisted	97	±1	1	1	5	15	77	±1	93.0	±1.0	
E1-E4	97	±1	1	1	6	14	78	±2	92.0	±1.0	
E5-E9	98	±1	1	1	5	16	77	±1	93.0	±1.0	
Officers	98	±1	1	1	4	15	79	±1	94.0	±1.0	
O1-O3	97	±1	1	1	5	16	78	±2	93.0	±1.0	
O4-O6	98	±1	1	1	4	14	81	±1	95.0	±1.0	
Reserve Unit	97	±1	1	1	5	15	78	±1	93.0	±1.0	
AGR/FTS/AR	98	±1	1	1	6	17	75	±2	92.0	±1.0	
IMA	97	±1	0	1	4	14	81	±3	95.0	±2.0	
Non-Hispanic White	97	±1	1	1	5	15	79	±1	93.0	±1.0	
Total Minority	97	±1	1	1	6	16	76	±1	92.0	±1.0	
Experienced SH	96	±2	10	8	21	21	40	±4	61.0	±4.0	
Experienced GD	93	±4	15	6	23	19	38	±6	57.0	±6.0	
Not Experienced SH/GD	98	±1	0	1	5	15	79	±1	94.0	±1.0	
Experienced SA	88	±6	20	10	18	19	34	±13	53.0	±12.0	
Not Experienced SA	98	±1	1	1	5	15	78	±1	93.0	±1.0	
National Guard	97	±1	1	1	5	16	77	±1	93.0	±1.0	
ARNG	97	±1	1	1	5	16	77	±1	93.0	±1.0	
Enlisted	97	±1	1	1	5	16	77	±2	93.0	±1.0	
Officers	98	±1	1	1	5	17	76	±2	93.0	±1.0	
ANG	98	±1	1	1	5	15	79	±1	94.0	±1.0	
Enlisted	97	±1	1	1	5	15	79	±2	93.0	±1.0	
Officers	98	±1	1	1	5	14	80	±2	94.0	±2.0	
Reserve	97	±1	1	1	5	15	78	±1	93.0	±1.0	
USAR	97	±1	1	1	6	16	76	±2	92.0	±1.0	
Enlisted	97	±1	1	1	7	15	76	±2	91.0	±2.0	
Officers	97	±1	1	1	5	16	77	±2	93.0	±1.0	
USNR	98	±1	1	1	4	15	80	±2	95.0	±1.0	
Enlisted	98	±1	1	1	4	16	78	±2	94.0	±2.0	
Officers	98	±1	0	0	2	10	87	±2	97.0	±1.0	
USMCR	98	±1	1	1	5	13	80	±2	93.0	±2.0	
Enlisted	98	±1	1	1	6	13	79	±3	93.0	±2.0	
Officers	97	±2	0	1	4	13	82	±3	95.0	±2.0	
USAFR	97	±1	1	1	4	14	80	±2	94.0	±1.0	
Enlisted	97	±1	1	1	4	15	79	±2	94.0	±1.0	
Officers	98	±1	0	1	2	13	84	±2	97.0	±2.0	

219. Are you currently in a military work environment where female coworkers are uncommon (less than 25% of your military coworkers)?





































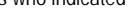



	Percent Responding		Percentages	Max ME	Percentage Reporting Yes
			Yes		
TOTAL DOD	98	±1	49	±1	
National Guard	98	±1	54	±1	
ARNG	98	±1	52	±2	
ANG	98	±1	58	±1	
Reserve	97	±1	43	±1	
USAR	97	±1	36	±2	
USNR	98	±1	39	±2	
USMCR	98	±1	79	±2	
USAFR	98	±1	48	±2	
Enlisted	97	±1	51	±1	
E1-E4	97	±1	52	±2	
E1-E3	97	±1	53	±2	
E4	97	±1	51	±2	
E5-E9	98	±1	50	±1	
Officers	98	±1	41	±1	
O1-O3	98	±1	44	±2	
O4-O6	98	±1	36	±1	
W1-W5	98	±1	49	±3	
Reserve Unit	98	±1	49	±1	
AGR/FTS/AR	98	±1	46	±2	
IMA	98	±1	41	±2	
Non-Hispanic White	98	±1	52	±1	
Total Minority	97	±1	44	±1	
FEMALES	97	±1	47	±1	
Enlisted	97	±1	47	±1	
E1-E4	96	±1	47	±2	
E5-E9	97	±1	48	±1	
Officers	98	±1	44	±2	
O1-O3	98	±1	44	±2	
O4-O6	99	±1	42	±2	
Reserve Unit	97	±1	47	±1	
AGR/FTS/AR	97	±1	49	±2	
IMA	98	±1	45	±3	
Non-Hispanic White	97	±1	51	±2	
Total Minority	97	±1	42	±2	
Experienced SH	96	±1	62	±3	
Experienced GD	96	±2	69	±3	
Not Experienced SH/GD	97	±1	43	±1	
Experienced SA	89	±5	59	±6	
Not Experienced SA	98	±1	47	±1	

Note. Percent responding are Reserve component members who answered the question.
























































219. Continued	Percent Responding		Percentages	Max ME	Percentage Reporting Yes
			Yes		
National Guard	97	±1	49	±2	
ARNG	97	±1	49	±2	
Enlisted	97	±1	49	±2	
Officers	98	±1	52	±3	
ANG	97	±1	49	±2	
Enlisted	97	±1	50	±2	
Officers	98	±1	46	±3	
Reserve	97	±1	44	±2	
USAR	97	±1	43	±2	
Enlisted	96	±1	44	±3	
Officers	98	±1	37	±3	
USNR	98	±1	51	±3	
Enlisted	98	±1	51	±3	
Officers	99	±1	47	±4	
USMCR	97	±5	85	±7	
USAFR	98	±1	40	±2	
Enlisted	97	±1	41	±2	
Officers	99	±1	36	±3	
MALES	98	±1	49	±1	
Enlisted	98	±1	51	±1	
E1-E4	97	±1	53	±2	
E5-E9	98	±1	50	±1	
Officers	98	±1	40	±1	
O1-O3	97	±1	43	±2	
O4-O6	98	±1	35	±2	
Reserve Unit	98	±1	50	±1	
AGR/FTS/AR	98	±1	46	±2	
IMA	98	±1	40	±3	
Non-Hispanic White	98	±1	52	±1	
Total Minority	98	±1	45	±2	
Experienced SH	96	±2	52	±4	
Experienced GD	94	±3	44	±6	
Not Experienced SH/GD	98	±1	49	±1	
Experienced SA	89	±6	57	±12	
Not Experienced SA	98	±1	50	±1	
National Guard	98	±1	54	±1	
ARNG	98	±1	53	±2	
Enlisted	98	±1	54	±2	
Officers	98	±1	47	±2	
ANG	98	±1	60	±2	
Enlisted	98	±1	63	±2	
Officers	98	±1	44	±2	
Reserve	97	±1	43	±1	
USAR	97	±1	34	±2	
Enlisted	97	±1	35	±2	
Officers	98	±1	27	±2	
USNR	98	±1	36	±2	
Enlisted	98	±1	35	±3	
Officers	98	±1	39	±3	
USMCR	98	±1	79	±2	
Enlisted	98	±1	80	±2	
Officers	97	±1	67	±3	
USAFR	98	±1	51	±2	
Enlisted	97	±1	54	±2	
Officers	98	±1	37	±3	

220. How much do you agree or disagree with the following statements about the people in your military work group?**a. There is very little conflict among your military coworkers**1. Strongly disagree
4. Agree2. Disagree
5. Strongly agree

3. Neither agree nor disagree

	Percent Responding		Percentages					Max ME	Percentage Reporting Agree		
			1	2	3	4	5				
TOTAL DOD	97	±1	1	4	11	35	49	±1	83.0	±1.0	
National Guard	97	±1	1	4	11	35	49	±1	84.0	±1.0	
ARNG	97	±1	1	4	11	35	50	±2	84.0	±1.0	
ANG	98	±1	1	4	11	37	47	±1	84.0	±1.0	
Reserve	97	±1	1	5	12	34	48	±1	82.0	±1.0	
USAR	97	±1	2	5	13	35	46	±2	80.0	±1.0	
USNR	98	±1	1	4	10	35	51	±2	85.0	±2.0	
USMCR	97	±1	1	3	11	30	56	±3	86.0	±2.0	
USAFR	97	±1	1	4	10	34	50	±2	84.0	±1.0	
Enlisted	97	±1	1	4	12	34	49	±1	83.0	±1.0	
E1-E4	97	±1	1	4	12	32	51	±2	83.0	±1.0	
E1-E3	96	±1	1	3	12	30	54	±2	84.0	±2.0	
E4	97	±1	1	4	13	32	50	±2	82.0	±2.0	
E5-E9	97	±1	2	5	11	36	46	±1	83.0	±1.0	
Officers	98	±1	1	4	9	37	50	±1	87.0	±1.0	
O1-O3	97	±1	1	4	10	38	47	±2	85.0	±1.0	
O4-O6	98	±1	1	3	7	37	52	±1	89.0	±1.0	
W1-W5	97	±1	1	4	9	36	49	±3	86.0	±2.0	
Reserve Unit	97	±1	1	4	11	35	49	±1	84.0	±1.0	
AGR/FTS/AR	98	±1	2	6	12	36	43	±2	79.0	±1.0	
IMA	98	±1	1	3	7	34	55	±3	89.0	±2.0	
Non-Hispanic White	98	±1	1	3	9	35	51	±1	86.0	±1.0	
Total Minority	97	±1	2	5	14	34	44	±1	79.0	±1.0	
FEMALES	97	±1	2	7	16	39	36	±1	75.0	±1.0	
Enlisted	96	±1	2	8	16	38	36	±1	74.0	±1.0	
E1-E4	96	±1	2	6	17	36	39	±2	75.0	±2.0	
E5-E9	97	±1	3	9	15	40	33	±1	73.0	±1.0	
Officers	98	±1	2	7	13	42	37	±2	79.0	±1.0	
O1-O3	98	±1	2	7	14	43	34	±2	77.0	±2.0	
O4-O6	99	±1	1	6	11	41	40	±2	81.0	±2.0	
Reserve Unit	97	±1	2	7	16	39	37	±1	75.0	±1.0	
AGR/FTS/AR	97	±1	4	11	17	39	30	±2	68.0	±1.0	
IMA	98	±1	1	5	10	40	43	±3	83.0	±3.0	
Non-Hispanic White	97	±1	2	6	14	40	38	±2	78.0	±1.0	
Total Minority	96	±1	3	8	18	37	34	±2	71.0	±2.0	
Experienced SH	95	±1	6	16	24	37	17	±3	54.0	±3.0	
Experienced GD	95	±2	8	21	25	33	13	±3	46.0	±3.0	
Not Experienced SH/GD	97	±1	1	5	13	39	41	±1	80.0	±1.0	
Experienced SA	90	±4	5	15	21	36	23	±6	59.0	±7.0	
Not Experienced SA	97	±1	2	7	15	39	36	±1	75.0	±1.0	

Note. Percent responding are Reserve component members who answered the question. *Percentage Reporting Agree* includes members who indicated "Agree" and "Strongly Agree."























































220a. Continued	Percent Responding		Percentages					Max ME	Percentage Reporting Agree		
			1	2	3	4	5				
National Guard	96	±1	2	7	15	39	37	±2	76.0	±2.0	
ARNG	96	±1	2	7	16	38	37	±2	75.0	±2.0	
Enlisted	96	±1	2	7	16	38	38	±2	75.0	±2.0	
Officers	97	±1	1	8	14	45	33	±3	77.0	±2.0	
ANG	97	±1	2	8	15	40	36	±2	76.0	±2.0	
Enlisted	97	±1	2	8	15	39	36	±2	75.0	±2.0	
Officers	98	±1	2	7	11	47	32	±3	80.0	±3.0	
Reserve	97	±1	3	8	16	38	35	±2	74.0	±2.0	
USAR	96	±1	3	9	17	38	33	±2	71.0	±2.0	
Enlisted	96	±1	3	9	18	38	33	±3	70.0	±2.0	
Officers	98	±1	3	8	15	40	35	±3	75.0	±2.0	
USNR	97	±1	2	6	14	39	39	±3	78.0	±2.0	
Enlisted	97	±1	2	7	15	39	37	±3	76.0	±3.0	
Officers	98	±1	1	4	7	39	49	±4	88.0	±3.0	
USMCR	97	±5	1	5	19	44	32	±9	76.0	±9.0	
USAFR	97	±1	2	7	14	38	39	±2	77.0	±2.0	
Enlisted	97	±1	2	7	15	38	38	±2	76.0	±2.0	
Officers	98	±1	1	5	11	41	41	±3	82.0	±2.0	
MALES	97	±1	1	3	10	34	52	±1	85.0	±1.0	
Enlisted	97	±1	1	4	11	33	52	±1	85.0	±1.0	
E1-E4	97	±1	1	3	11	31	54	±2	85.0	±2.0	
E5-E9	98	±1	1	4	10	36	49	±1	85.0	±1.0	
Officers	98	±1	1	3	8	36	53	±1	89.0	±1.0	
O1-O3	97	±1	1	3	9	36	51	±2	87.0	±2.0	
O4-O6	98	±1	0	3	7	36	54	±2	90.0	±1.0	
Reserve Unit	97	±1	1	3	10	34	52	±1	86.0	±1.0	
AGR/FTS/AR	98	±1	2	5	11	35	47	±2	82.0	±2.0	
IMA	97	±1	0	2	6	32	60	±3	91.0	±2.0	
Non-Hispanic White	98	±1	1	3	9	34	54	±1	88.0	±1.0	
Total Minority	97	±1	2	5	13	33	48	±2	81.0	±1.0	
Experienced SH	95	±2	5	14	24	33	24	±4	57.0	±4.0	
Experienced GD	93	±4	9	16	24	28	23	±6	51.0	±6.0	
Not Experienced SH/GD	98	±1	1	3	9	34	53	±1	87.0	±1.0	
Experienced SA	86	±7	5	16	29	27	24	±13	50.0	±12.0	
Not Experienced SA	98	±1	1	3	10	34	52	±1	86.0	±1.0	
National Guard	98	±1	1	3	10	34	52	±1	86.0	±1.0	
ARNG	97	±1	1	3	10	34	52	±2	86.0	±1.0	
Enlisted	97	±1	1	3	10	33	52	±2	86.0	±1.0	
Officers	98	±1	1	3	8	39	50	±2	89.0	±2.0	
ANG	98	±1	1	3	10	36	50	±2	86.0	±1.0	
Enlisted	98	±1	1	3	10	35	50	±2	86.0	±1.0	
Officers	98	±1	0	4	9	38	49	±2	87.0	±2.0	
Reserve	97	±1	1	4	10	33	52	±1	85.0	±1.0	
USAR	97	±1	1	4	11	33	49	±2	83.0	±2.0	
Enlisted	97	±1	2	4	12	33	49	±2	82.0	±2.0	
Officers	97	±1	1	4	10	35	50	±2	85.0	±2.0	
USNR	98	±1	1	3	9	33	54	±2	87.0	±2.0	
Enlisted	98	±1	1	3	11	35	50	±3	85.0	±2.0	
Officers	98	±1	0	1	5	28	65	±3	94.0	±2.0	
USMCR	97	±1	1	3	10	29	57	±3	86.0	±2.0	
Enlisted	97	±1	1	3	11	29	56	±3	86.0	±2.0	
Officers	97	±1	0	2	5	32	61	±4	93.0	±2.0	
USAFR	97	±1	1	3	9	33	54	±2	87.0	±2.0	
Enlisted	97	±1	1	4	10	33	53	±2	86.0	±2.0	
Officers	98	±1	0	2	6	33	58	±3	92.0	±2.0	

220. How much do you agree or disagree with the following statements about the people in your military work group?**b. Your military coworkers put in the effort required for their jobs**1. Strongly disagree
4. Agree2. Disagree
5. Strongly agree

3. Neither agree nor disagree







































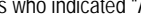

	Percent Responding		Percentages					Max ME	Percentage Reporting Agree		
			1	2	3	4	5				
TOTAL DOD	97	±1	1	3	9	36	51	±1	86.0	±1.0	
National Guard	97	±1	1	3	9	36	52	±1	87.0	±1.0	
ARNG	97	±1	1	3	9	35	52	±2	87.0	±1.0	
ANG	97	±1	1	3	8	38	51	±1	89.0	±1.0	
Reserve	97	±1	1	4	10	36	50	±1	85.0	±1.0	
USAR	96	±1	2	4	11	36	47	±2	83.0	±1.0	
USNR	97	±1	1	3	9	37	50	±2	88.0	±1.0	
USMCR	97	±1	1	2	10	31	56	±3	87.0	±2.0	
USAFR	97	±1	1	3	8	36	52	±2	88.0	±1.0	
Enlisted	97	±1	1	3	10	35	51	±1	86.0	±1.0	
E1-E4	97	±1	1	3	10	32	53	±2	86.0	±1.0	
E1-E3	96	±1	1	2	9	31	57	±2	88.0	±2.0	
E4	97	±1	1	3	11	34	51	±2	84.0	±2.0	
E5-E9	97	±1	1	4	9	38	48	±1	86.0	±1.0	
Officers	97	±1	1	3	7	38	52	±1	90.0	±1.0	
O1-O3	97	±1	1	3	8	38	50	±2	88.0	±1.0	
O4-O6	98	±1	1	2	5	37	55	±1	92.0	±1.0	
W1-W5	97	±1	1	4	7	40	48	±3	89.0	±2.0	
Reserve Unit	97	±1	1	3	9	35	51	±1	87.0	±1.0	
AGR/FTS/AR	97	±1	2	5	10	38	45	±2	84.0	±1.0	
IMA	97	±1	0	2	5	33	60	±3	93.0	±2.0	
Non-Hispanic White	97	±1	1	3	8	35	52	±1	87.0	±1.0	
Total Minority	96	±1	1	3	11	36	49	±1	85.0	±1.0	
FEMALES	96	±1	1	5	13	42	39	±1	81.0	±1.0	
Enlisted	96	±1	2	5	13	42	39	±1	80.0	±1.0	
E1-E4	95	±1	1	4	13	39	42	±2	81.0	±2.0	
E5-E9	97	±1	2	6	13	44	35	±1	80.0	±1.0	
Officers	97	±1	1	4	9	45	40	±2	86.0	±1.0	
O1-O3	97	±1	1	4	10	47	37	±2	84.0	±2.0	
O4-O6	98	±1	1	3	8	44	45	±2	89.0	±1.0	
Reserve Unit	96	±1	1	5	13	42	39	±1	82.0	±1.0	
AGR/FTS/AR	97	±1	2	7	14	45	33	±2	77.0	±1.0	
IMA	98	±1	1	1	8	43	47	±3	90.0	±3.0	
Non-Hispanic White	97	±1	1	5	11	43	40	±2	83.0	±1.0	
Total Minority	96	±1	2	4	14	42	38	±2	80.0	±2.0	
Experienced SH	95	±1	4	12	21	43	20	±3	63.0	±3.0	
Experienced GD	94	±2	5	13	22	43	16	±3	60.0	±3.0	
Not Experienced SH/GD	97	±1	1	3	10	42	44	±1	86.0	±1.0	
Experienced SA	90	±4	3	11	19	40	27	±7	67.0	±6.0	
Not Experienced SA	97	±1	1	5	12	42	39	±1	82.0	±1.0	

Note. Percent responding are Reserve component members who answered the question. *Percentage Reporting Agree* includes members who indicated "Agree" and "Strongly Agree."























































220b. Continued	Percent Responding		Percentages					Max ME	Percentage Reporting Agree		
			1	2	3	4	5				
National Guard	96	±1	1	4	11	43	40	±2	83.0	±1.0	
ARNG	96	±1	1	5	12	42	40	±2	82.0	±2.0	
Enlisted	96	±1	2	5	12	42	40	±2	82.0	±2.0	
Officers	97	±1	1	4	9	49	38	±3	86.0	±2.0	
ANG	96	±1	1	4	10	43	41	±2	85.0	±1.0	
Enlisted	96	±1	1	4	10	43	41	±2	84.0	±1.0	
Officers	98	±1	1	4	9	46	40	±3	86.0	±2.0	
Reserve	96	±1	2	5	14	42	38	±2	80.0	±1.0	
USAR	96	±1	2	6	15	42	35	±2	77.0	±2.0	
Enlisted	95	±1	2	6	16	41	35	±3	76.0	±2.0	
Officers	97	±1	2	5	12	46	36	±3	82.0	±2.0	
USNR	97	±1	1	4	12	43	40	±3	83.0	±2.0	
Enlisted	97	±1	1	5	13	43	37	±3	81.0	±3.0	
Officers	98	±1	0	3	6	41	50	±4	91.0	±3.0	
USMCR	96	±5	1	4	17	42	35	±9	77.0	±8.0	
USAFR	97	±1	1	4	10	43	42	±2	85.0	±2.0	
Enlisted	96	±1	1	4	11	43	41	±2	83.0	±2.0	
Officers	98	±1	1	2	7	43	48	±3	90.0	±2.0	
MALES	97	±1	1	3	9	34	54	±1	88.0	±1.0	
Enlisted	97	±1	1	3	9	34	53	±1	87.0	±1.0	
E1-E4	97	±1	1	3	9	31	56	±2	87.0	±1.0	
E5-E9	97	±1	1	3	9	36	51	±1	87.0	±1.0	
Officers	97	±1	1	2	6	36	55	±1	91.0	±1.0	
O1-O3	97	±1	1	2	7	35	54	±2	90.0	±2.0	
O4-O6	98	±1	0	2	5	36	57	±2	93.0	±1.0	
Reserve Unit	97	±1	1	3	9	34	54	±1	88.0	±1.0	
AGR/FTS/AR	98	±1	1	4	9	37	48	±2	85.0	±1.0	
IMA	97	±1	0	2	5	29	64	±3	94.0	±2.0	
Non-Hispanic White	97	±1	1	3	8	34	54	±1	88.0	±1.0	
Total Minority	97	±1	1	3	10	34	52	±2	87.0	±1.0	
Experienced SH	95	±2	5	12	18	38	27	±4	65.0	±4.0	
Experienced GD	93	±3	7	18	21	30	24	±6	54.0	±6.0	
Not Experienced SH/GD	97	±1	1	2	8	34	55	±1	89.0	±1.0	
Experienced SA	87	±7	8	16	20	34	23	±12	56.0	±12.0	
Not Experienced SA	98	±1	1	3	8	34	54	±1	88.0	±1.0	
National Guard	97	±1	1	3	8	34	54	±1	88.0	±1.0	
ARNG	97	±1	1	3	8	34	54	±2	88.0	±1.0	
Enlisted	97	±1	1	3	9	33	55	±2	87.0	±1.0	
Officers	97	±1	0	2	7	38	53	±2	91.0	±2.0	
ANG	97	±1	1	2	7	36	53	±2	90.0	±1.0	
Enlisted	97	±1	1	3	8	36	53	±2	89.0	±1.0	
Officers	98	±1	0	2	5	38	54	±2	92.0	±2.0	
Reserve	97	±1	1	3	9	34	53	±1	87.0	±1.0	
USAR	97	±1	1	4	10	34	51	±2	85.0	±2.0	
Enlisted	97	±1	2	4	11	33	51	±2	84.0	±2.0	
Officers	97	±1	1	4	8	36	51	±2	87.0	±2.0	
USNR	97	±1	1	2	8	36	53	±2	89.0	±2.0	
Enlisted	97	±1	1	3	9	38	50	±3	88.0	±2.0	
Officers	98	±1	0	1	5	31	63	±3	94.0	±2.0	
USMCR	97	±1	1	2	9	30	57	±3	88.0	±2.0	
Enlisted	97	±1	1	2	10	30	57	±3	87.0	±2.0	
Officers	97	±2	0	2	5	31	62	±4	93.0	±2.0	
USAFR	97	±1	0	2	7	34	56	±2	90.0	±1.0	
Enlisted	97	±1	1	3	8	35	54	±2	88.0	±2.0	
Officers	97	±1	0	1	3	32	63	±3	96.0	±2.0	

220. How much do you agree or disagree with the following statements about the people in your military work group?**c. The people in your military work group tend to get along**1. Strongly disagree
4. Agree2. Disagree
5. Strongly agree

3. Neither agree nor disagree





































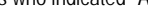



	Percent Responding		Percentages					Max ME	Percentage Reporting Agree		
			1	2	3	4	5				
TOTAL DOD	97	±1	1	2	8	38	51	±1	89.0	±1.0	
National Guard	97	±1	1	2	8	38	52	±1	90.0	±1.0	
ARNG	97	±1	1	2	8	37	53	±1	90.0	±1.0	
ANG	97	±1	1	2	7	41	50	±1	91.0	±1.0	
Reserve	97	±1	1	2	9	38	51	±1	88.0	±1.0	
USAR	96	±1	1	3	10	38	48	±2	86.0	±1.0	
USNR	97	±1	1	2	7	39	52	±2	91.0	±1.0	
USMCR	97	±1	0	1	8	31	59	±3	90.0	±2.0	
USAFR	97	±1	1	2	7	38	52	±2	90.0	±1.0	
Enlisted	97	±1	1	2	9	37	51	±1	89.0	±1.0	
E1-E4	96	±1	1	2	9	34	55	±2	89.0	±1.0	
E1-E3	96	±1	0	1	8	32	58	±2	91.0	±2.0	
E4	96	±1	1	2	10	35	52	±2	88.0	±1.0	
E5-E9	97	±1	1	2	8	40	48	±1	89.0	±1.0	
Officers	97	±1	0	2	6	40	52	±1	92.0	±1.0	
O1-O3	97	±1	0	2	7	42	49	±2	91.0	±1.0	
O4-O6	98	±1	0	1	5	38	56	±1	94.0	±1.0	
W1-W5	97	±1	0	2	7	42	49	±3	91.0	±2.0	
Reserve Unit	97	±1	1	2	8	37	52	±1	90.0	±1.0	
AGR/FTS/AR	97	±1	1	4	10	41	45	±2	85.0	±1.0	
IMA	97	±1	0	1	6	36	57	±3	93.0	±2.0	
Non-Hispanic White	97	±1	0	2	7	38	54	±1	91.0	±1.0	
Total Minority	96	±1	1	2	10	38	48	±1	86.0	±1.0	
FEMALES	96	±1	1	4	12	45	39	±1	84.0	±1.0	
Enlisted	96	±1	1	4	12	44	39	±1	83.0	±1.0	
E1-E4	95	±1	1	3	12	42	42	±2	84.0	±2.0	
E5-E9	97	±1	1	4	12	47	35	±1	82.0	±1.0	
Officers	98	±1	1	3	9	48	40	±2	87.0	±1.0	
O1-O3	97	±1	1	3	10	49	37	±2	86.0	±2.0	
O4-O6	98	±1	1	3	7	46	44	±2	90.0	±1.0	
Reserve Unit	96	±1	1	3	11	45	40	±1	84.0	±1.0	
AGR/FTS/AR	97	±1	2	6	15	45	31	±2	77.0	±1.0	
IMA	97	±1	1	2	7	45	45	±3	90.0	±3.0	
Non-Hispanic White	97	±1	1	3	10	46	40	±2	86.0	±1.0	
Total Minority	96	±1	1	4	14	44	37	±2	81.0	±1.0	
Experienced SH	95	±1	3	9	21	47	19	±3	67.0	±3.0	
Experienced GD	94	±2	4	12	22	47	15	±3	62.0	±3.0	
Not Experienced SH/GD	97	±1	1	2	9	44	44	±1	88.0	±1.0	
Experienced SA	90	±4	3	7	19	46	26	±7	72.0	±6.0	
Not Experienced SA	97	±1	1	4	11	45	39	±1	84.0	±1.0	

Note. Percent responding are Reserve component members who answered the question. *Percentage Reporting Agree* includes members who indicated "Agree" and "Strongly Agree."

220c. Continued	Percent Responding		Percentages					Max ME	Percentage Reporting Agree		
			1	2	3	4	5				
National Guard	96	±1	1	3	11	45	40	±2	85.0	±1.0	
ARNG	96	±1	1	3	11	44	40	±2	85.0	±2.0	
Enlisted	96	±1	1	4	11	43	41	±2	84.0	±2.0	
Officers	96	±1	0	3	9	51	36	±3	87.0	±2.0	
ANG	97	±1	1	3	10	46	39	±2	85.0	±1.0	
Enlisted	96	±1	1	4	11	45	39	±2	85.0	±1.0	
Officers	98	±1	1	3	8	50	38	±3	88.0	±2.0	
Reserve	96	±1	1	4	12	45	38	±2	83.0	±1.0	
USAR	96	±1	2	5	14	44	36	±2	80.0	±2.0	
Enlisted	95	±1	2	5	15	43	36	±3	79.0	±2.0	
Officers	98	±1	1	4	10	48	37	±3	85.0	±2.0	
USNR	97	±1	1	3	10	46	40	±3	86.0	±2.0	
Enlisted	97	±1	1	3	12	47	37	±3	84.0	±3.0	
Officers	98	±1	0	1	5	43	51	±4	94.0	±2.0	
USMCR	97	±5	0	2	11	51	36	±9	87.0	±7.0	
USAFR	97	±1	1	3	10	45	41	±2	86.0	±2.0	
Enlisted	96	±1	1	3	11	45	40	±2	85.0	±2.0	
Officers	98	±1	1	2	8	45	45	±3	90.0	±2.0	
MALES	97	±1	1	2	7	36	54	±1	91.0	±1.0	
Enlisted	97	±1	1	2	8	36	54	±1	90.0	±1.0	
E1-E4	97	±1	0	2	8	32	58	±2	90.0	±1.0	
E5-E9	97	±1	1	2	7	39	51	±1	90.0	±1.0	
Officers	97	±1	0	1	5	38	55	±1	93.0	±1.0	
O1-O3	97	±1	0	2	5	40	53	±2	93.0	±1.0	
O4-O6	98	±1	0	1	4	36	58	±2	94.0	±1.0	
Reserve Unit	97	±1	0	1	7	36	55	±1	91.0	±1.0	
AGR/FTS/AR	98	±1	1	3	9	39	48	±2	87.0	±1.0	
IMA	97	±1	0	1	5	32	62	±3	94.0	±2.0	
Non-Hispanic White	97	±1	0	1	6	36	56	±1	92.0	±1.0	
Total Minority	97	±1	1	2	9	36	52	±2	88.0	±1.0	
Experienced SH	95	±2	3	9	20	42	26	±4	68.0	±4.0	
Experienced GD	92	±4	5	13	22	39	20	±6	60.0	±6.0	
Not Experienced SH/GD	97	±1	0	1	7	36	56	±1	92.0	±1.0	
Experienced SA	87	±7	2	13	25	34	25	±13	60.0	±12.0	
Not Experienced SA	98	±1	1	2	7	36	55	±1	91.0	±1.0	
National Guard	97	±1	0	2	7	37	54	±1	91.0	±1.0	
ARNG	97	±1	0	2	7	36	55	±2	91.0	±1.0	
Enlisted	97	±1	1	2	8	35	55	±2	90.0	±1.0	
Officers	97	±1	0	1	5	41	52	±2	93.0	±1.0	
ANG	97	±1	1	2	6	39	52	±2	92.0	±1.0	
Enlisted	97	±1	1	2	6	39	53	±2	91.0	±1.0	
Officers	98	±1	0	2	4	42	52	±2	94.0	±2.0	
Reserve	97	±1	1	2	8	36	54	±1	90.0	±1.0	
USAR	97	±1	1	2	9	37	52	±2	88.0	±1.0	
Enlisted	96	±1	1	2	9	36	52	±2	88.0	±2.0	
Officers	97	±1	0	2	7	39	51	±2	90.0	±2.0	
USNR	98	±1	1	1	6	37	56	±2	93.0	±2.0	
Enlisted	97	±1	1	1	7	39	52	±3	91.0	±2.0	
Officers	98	±1	0	1	3	30	66	±3	97.0	±1.0	
USMCR	97	±1	0	1	8	30	60	±3	90.0	±2.0	
Enlisted	97	±1	0	1	9	30	60	±3	90.0	±2.0	
Officers	97	±2	0	1	3	31	65	±4	96.0	±2.0	
USAFR	97	±1	0	1	6	36	56	±2	92.0	±1.0	
Enlisted	97	±1	0	1	7	36	55	±2	91.0	±2.0	
Officers	97	±1	0	1	3	34	62	±3	96.0	±2.0	

220. How much do you agree or disagree with the following statements about the people in your work group?**d. The people in your military work group are willing to help each other**1. Strongly disagree
4. Agree2. Disagree
5. Strongly agree

3. Neither agree nor disagree





































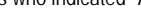



	Percent Responding		Percentages					Max ME	Percentage Reporting Agree		
			1	2	3	4	5				
TOTAL DOD	97	±1	1	2	8	34	56	±1	90.0	±1.0	
National Guard	97	±1	1	2	7	34	57	±1	90.0	±1.0	
ARNG	97	±1	1	2	7	33	57	±1	90.0	±1.0	
ANG	97	±1	1	2	7	35	56	±1	91.0	±1.0	
Reserve	97	±1	1	2	9	34	54	±1	89.0	±1.0	
USAR	96	±1	1	3	10	36	51	±2	87.0	±1.0	
USNR	98	±1	1	2	7	35	56	±2	91.0	±1.0	
USMCR	97	±1	0	1	8	28	63	±3	90.0	±2.0	
USAFR	97	±1	1	2	7	34	56	±2	91.0	±1.0	
Enlisted	97	±1	1	2	8	34	55	±1	89.0	±1.0	
E1-E4	96	±1	1	2	9	31	59	±2	89.0	±1.0	
E1-E3	96	±1	0	1	7	28	63	±2	91.0	±2.0	
E4	97	±1	1	2	9	32	56	±2	88.0	±1.0	
E5-E9	97	±1	1	2	8	36	52	±1	89.0	±1.0	
Officers	97	±1	0	1	5	36	57	±1	93.0	±1.0	
O1-O3	97	±1	1	2	6	37	55	±2	92.0	±1.0	
O4-O6	98	±1	0	1	4	34	60	±1	95.0	±1.0	
W1-W5	97	±1	0	2	6	38	54	±3	91.0	±2.0	
Reserve Unit	97	±1	1	2	8	34	56	±1	90.0	±1.0	
AGR/FTS/AR	97	±1	1	3	10	37	48	±2	86.0	±1.0	
IMA	97	±1	0	1	5	31	62	±3	93.0	±2.0	
Non-Hispanic White	97	±1	1	2	7	33	58	±1	91.0	±1.0	
Total Minority	96	±1	1	2	10	35	52	±1	87.0	±1.0	
FEMALES	96	±1	1	3	12	41	43	±1	83.0	±1.0	
Enlisted	96	±1	1	4	13	40	42	±1	82.0	±1.0	
E1-E4	95	±1	1	3	12	38	46	±2	84.0	±2.0	
E5-E9	97	±1	2	4	13	42	39	±1	81.0	±1.0	
Officers	98	±1	1	3	8	43	45	±2	88.0	±1.0	
O1-O3	97	±1	1	3	9	45	42	±2	87.0	±2.0	
O4-O6	98	±1	1	3	7	41	49	±2	90.0	±1.0	
Reserve Unit	96	±1	1	3	12	40	44	±1	84.0	±1.0	
AGR/FTS/AR	97	±1	2	6	15	43	34	±2	77.0	±1.0	
IMA	97	±1	1	2	6	42	48	±3	90.0	±2.0	
Non-Hispanic White	97	±1	1	3	10	41	44	±2	86.0	±1.0	
Total Minority	96	±1	2	3	14	40	41	±2	81.0	±1.0	
Experienced SH	95	±1	4	9	22	43	22	±3	65.0	±3.0	
Experienced GD	94	±2	5	12	24	42	16	±3	59.0	±3.0	
Not Experienced SH/GD	97	±1	1	2	9	40	48	±1	88.0	±1.0	
Experienced SA	90	±4	3	7	20	43	27	±7	70.0	±6.0	
Not Experienced SA	97	±1	1	3	12	41	43	±1	84.0	±1.0	

Note. Percent responding are Reserve component members who answered the question. *Percentage Reporting Agree* includes members who indicated "Agree" and "Strongly Agree."























































220d. Continued	Percent Responding		Percentages					Max ME	Percentage Reporting Agree		
			1	2	3	4	5				
National Guard	96	±1	1	3	11	40	44	±2	84.0	±1.0	<div></div>
ARNG	96	±1	1	3	12	40	44	±2	84.0	±2.0	<div></div>
Enlisted	96	±1	1	3	12	39	45	±2	84.0	±2.0	<div></div>
Officers	97	±1	1	3	10	46	41	±3	87.0	±2.0	<div></div>
ANG	96	±1	1	3	10	42	44	±2	85.0	±1.0	<div></div>
Enlisted	96	±1	1	3	11	42	43	±2	85.0	±1.0	<div></div>
Officers	98	±1	1	4	8	43	44	±3	88.0	±2.0	<div></div>
Reserve	96	±1	2	4	12	41	41	±2	82.0	±1.0	<div></div>
USAR	96	±1	2	4	14	41	39	±2	80.0	±2.0	<div></div>
Enlisted	96	±1	2	4	15	41	38	±3	79.0	±2.0	<div></div>
Officers	98	±1	1	3	9	45	41	±3	86.0	±2.0	<div></div>
USNR	97	±1	1	4	11	41	44	±3	84.0	±2.0	<div></div>
Enlisted	97	±1	1	4	12	41	41	±3	82.0	±3.0	<div></div>
Officers	98	±1	0	2	6	39	54	±3	92.0	±2.0	<div></div>
USMCR	95	±5	0	2	12	47	39	±9	86.0	±7.0	<div></div>
USAFR	97	±1	1	3	10	40	46	±2	86.0	±2.0	<div></div>
Enlisted	97	±1	1	3	11	40	44	±2	85.0	±2.0	<div></div>
Officers	98	±1	1	2	6	40	51	±3	91.0	±2.0	<div></div>
MALES	97	±1	1	2	7	32	59	±1	91.0	±1.0	<div></div>
Enlisted	97	±1	1	2	7	32	58	±1	90.0	±1.0	<div></div>
E1-E4	97	±1	1	1	8	29	62	±2	90.0	±1.0	<div></div>
E5-E9	97	±1	1	2	7	35	55	±1	90.0	±1.0	<div></div>
Officers	97	±1	0	1	5	34	60	±1	94.0	±1.0	<div></div>
O1-O3	97	±1	0	1	6	34	59	±2	93.0	±1.0	<div></div>
O4-O6	98	±1	0	1	3	33	63	±2	96.0	±1.0	<div></div>
Reserve Unit	97	±1	1	1	7	32	59	±1	91.0	±1.0	<div></div>
AGR/FTS/AR	98	±1	1	3	8	36	52	±2	88.0	±1.0	<div></div>
IMA	97	±1	0	1	5	27	67	±3	94.0	±2.0	<div></div>
Non-Hispanic White	97	±1	1	1	6	32	60	±1	92.0	±1.0	<div></div>
Total Minority	97	±1	1	2	8	33	56	±2	89.0	±1.0	<div></div>
Experienced SH	95	±2	5	9	20	39	28	±4	66.0	±4.0	<div></div>
Experienced GD	93	±3	9	13	20	36	22	±6	59.0	±6.0	<div></div>
Not Experienced SH/GD	97	±1	0	1	6	32	60	±1	92.0	±1.0	<div></div>
Experienced SA	86	±7	7	15	21	31	26	±13	57.0	±12.0	<div></div>
Not Experienced SA	98	±1	1	1	7	32	59	±1	91.0	±1.0	<div></div>
National Guard	97	±1	1	1	6	32	59	±1	91.0	±1.0	<div></div>
ARNG	97	±1	1	2	7	32	59	±2	91.0	±1.0	<div></div>
Enlisted	97	±1	1	2	7	31	60	±2	91.0	±1.0	<div></div>
Officers	97	±1	0	1	5	36	58	±2	94.0	±1.0	<div></div>
ANG	97	±1	0	1	6	34	59	±2	92.0	±1.0	<div></div>
Enlisted	97	±1	0	1	6	33	59	±2	92.0	±1.0	<div></div>
Officers	98	±1	0	1	4	35	60	±2	94.0	±2.0	<div></div>
Reserve	97	±1	1	2	7	33	58	±1	90.0	±1.0	<div></div>
USAR	97	±1	1	2	8	34	55	±2	89.0	±1.0	<div></div>
Enlisted	97	±1	1	2	9	33	55	±2	88.0	±2.0	<div></div>
Officers	97	±1	0	1	6	37	55	±2	92.0	±2.0	<div></div>
USNR	98	±1	1	1	5	34	59	±2	93.0	±1.0	<div></div>
Enlisted	98	±1	1	1	7	36	55	±3	91.0	±2.0	<div></div>
Officers	98	±1	0	1	3	27	70	±3	97.0	±1.0	<div></div>
USMCR	97	±1	0	1	8	27	64	±3	91.0	±2.0	<div></div>
Enlisted	97	±1	1	1	9	27	63	±3	90.0	±2.0	<div></div>
Officers	97	±2	0	1	4	26	69	±4	96.0	±2.0	<div></div>
USAFR	97	±1	0	1	6	32	60	±2	93.0	±1.0	<div></div>
Enlisted	97	±1	1	2	6	33	58	±2	92.0	±1.0	<div></div>
Officers	97	±1	0	0	2	29	68	±3	97.0	±1.0	<div></div>

220. How much do you agree or disagree with the following statements about the people in your work group?**e. You are satisfied with the relationships you have with your military coworkers**1. Strongly disagree
4. Agree2. Disagree
5. Strongly agree

3. Neither agree nor disagree

	Percent Responding		Percentages					Max ME	Percentage Reporting Agree		
			1	2	3	4	5				
TOTAL DOD	97	±1	1	2	9	33	55	±1	88.0	±1.0	
National Guard	97	±1	1	2	8	33	56	±1	89.0	±1.0	
ARNG	97	±1	1	2	8	32	56	±1	88.0	±1.0	
ANG	97	±1	1	2	8	35	55	±1	89.0	±1.0	
Reserve	97	±1	1	2	9	33	54	±1	87.0	±1.0	
USAR	96	±1	2	3	10	34	52	±2	86.0	±1.0	
USNR	98	±1	1	2	8	34	56	±2	89.0	±1.0	
USMCR	97	±1	1	1	9	27	62	±3	89.0	±2.0	
USAFR	97	±1	1	2	8	32	57	±2	89.0	±1.0	
Enlisted	97	±1	1	2	9	32	55	±1	87.0	±1.0	
E1-E4	96	±1	1	2	10	30	57	±2	87.0	±1.0	
E1-E3	96	±1	1	2	9	27	61	±2	88.0	±2.0	
E4	97	±1	1	2	10	31	55	±2	86.0	±1.0	
E5-E9	97	±1	1	2	9	35	53	±1	87.0	±1.0	
Officers	97	±1	1	2	6	35	57	±1	92.0	±1.0	
O1-O3	97	±1	1	2	7	36	54	±2	90.0	±1.0	
O4-O6	98	±1	0	2	5	33	60	±1	93.0	±1.0	
W1-W5	97	±1	1	2	7	37	54	±3	90.0	±2.0	
Reserve Unit	97	±1	1	2	8	33	56	±1	88.0	±1.0	
AGR/FTS/AR	98	±1	2	4	11	35	49	±2	84.0	±1.0	
IMA	97	±1	1	1	6	32	61	±3	93.0	±2.0	
Non-Hispanic White	97	±1	1	2	7	32	57	±1	90.0	±1.0	
Total Minority	96	±1	2	2	11	33	52	±1	85.0	±1.0	
FEMALES	96	±1	2	4	13	39	42	±1	81.0	±1.0	
Enlisted	96	±1	2	4	13	38	42	±1	80.0	±1.0	
E1-E4	95	±1	2	4	13	36	46	±2	82.0	±2.0	
E5-E9	97	±1	2	5	14	41	38	±1	79.0	±1.0	
Officers	98	±1	1	3	10	42	43	±2	85.0	±1.0	
O1-O3	97	±1	1	4	11	43	40	±2	84.0	±2.0	
O4-O6	98	±1	1	3	8	40	48	±2	88.0	±1.0	
Reserve Unit	96	±1	2	4	12	39	43	±1	82.0	±1.0	
AGR/FTS/AR	97	±1	3	6	17	41	33	±2	74.0	±1.0	
IMA	98	±1	1	1	9	39	49	±3	88.0	±3.0	
Non-Hispanic White	97	±1	2	4	11	39	44	±2	83.0	±1.0	
Total Minority	96	±1	3	4	14	39	41	±2	79.0	±2.0	
Experienced SH	95	±1	6	11	24	39	20	±3	59.0	±3.0	
Experienced GD	94	±2	9	14	27	35	15	±3	49.0	±3.0	
Not Experienced SH/GD	97	±1	1	2	10	39	48	±1	87.0	±1.0	
Experienced SA	90	±4	6	9	21	37	26	±7	63.0	±6.0	
Not Experienced SA	97	±1	2	4	13	39	43	±1	81.0	±1.0	

Note. Percent responding are Reserve component members who answered the question. *Percentage Reporting Agree* includes members who indicated "Agree" and "Strongly Agree."

220e. Continued	Percent Responding		Percentages					Max ME	Percentage Reporting Agree		
			1	2	3	4	5				
National Guard	96	±1	2	4	12	39	43	±2	82.0	±1.0	
ARNG	96	±1	2	4	13	38	43	±2	82.0	±2.0	
Enlisted	96	±1	2	4	13	38	44	±2	81.0	±2.0	
Officers	97	±1	1	4	12	43	40	±3	83.0	±2.0	
ANG	97	±1	2	4	11	40	43	±2	83.0	±1.0	
Enlisted	96	±1	2	4	12	39	43	±2	82.0	±2.0	
Officers	98	±1	1	4	9	44	42	±3	86.0	±2.0	
Reserve	96	±1	2	4	13	39	41	±2	80.0	±1.0	
USAR	96	±1	3	5	15	39	39	±2	78.0	±2.0	
Enlisted	96	±1	3	5	16	38	38	±3	76.0	±2.0	
Officers	98	±1	2	4	11	44	40	±3	84.0	±2.0	
USNR	97	±1	1	4	12	40	43	±3	83.0	±2.0	
Enlisted	97	±1	2	5	12	41	40	±3	81.0	±3.0	
Officers	98	±1	1	1	9	36	53	±4	89.0	±3.0	
USMCR	96	±5	1	4	16	40	39	±9	79.0	±8.0	
USAFR	97	±1	2	3	11	39	46	±2	84.0	±2.0	
Enlisted	96	±1	2	3	12	39	44	±2	83.0	±2.0	
Officers	98	±1	1	2	8	38	52	±3	90.0	±2.0	
MALES	97	±1	1	2	8	31	58	±1	90.0	±1.0	
Enlisted	97	±1	1	2	8	31	58	±1	89.0	±1.0	
E1-E4	97	±1	1	2	9	28	60	±2	88.0	±1.0	
E5-E9	97	±1	1	2	7	34	56	±1	89.0	±1.0	
Officers	97	±1	0	1	5	33	60	±1	93.0	±1.0	
O1-O3	97	±1	1	1	6	34	58	±2	92.0	±1.0	
O4-O6	98	±1	0	1	4	32	63	±2	94.0	±1.0	
Reserve Unit	97	±1	1	2	7	31	59	±1	90.0	±1.0	
AGR/FTS/AR	98	±1	2	3	9	34	53	±2	86.0	±1.0	
IMA	97	±1	0	1	4	29	65	±3	94.0	±2.0	
Non-Hispanic White	97	±1	1	2	7	31	60	±1	91.0	±1.0	
Total Minority	97	±1	1	2	9	32	56	±2	87.0	±1.0	
Experienced SH	95	±2	7	10	22	34	26	±4	60.0	±4.0	
Experienced GD	93	±4	12	12	26	28	22	±6	50.0	±6.0	
Not Experienced SH/GD	97	±1	1	1	7	31	60	±1	91.0	±1.0	
Experienced SA	87	±7	14	17	20	20	29	±13	49.0	±12.0	
Not Experienced SA	98	±1	1	2	7	32	58	±1	90.0	±1.0	
National Guard	97	±1	1	2	7	32	58	±1	90.0	±1.0	
ARNG	97	±1	1	2	8	31	59	±2	90.0	±1.0	
Enlisted	97	±1	1	2	8	30	59	±2	89.0	±1.0	
Officers	97	±1	0	2	6	35	57	±2	92.0	±2.0	
ANG	97	±1	1	2	7	34	57	±2	91.0	±1.0	
Enlisted	97	±1	1	2	7	33	57	±2	91.0	±1.0	
Officers	98	±1	1	2	4	34	59	±2	93.0	±2.0	
Reserve	97	±1	1	2	8	31	58	±1	89.0	±1.0	
USAR	97	±1	1	2	9	32	55	±2	88.0	±1.0	
Enlisted	97	±1	1	2	9	32	55	±2	87.0	±2.0	
Officers	97	±1	1	2	7	36	55	±2	91.0	±2.0	
USNR	98	±1	1	1	6	32	59	±2	91.0	±2.0	
Enlisted	98	±1	1	1	8	34	56	±3	90.0	±2.0	
Officers	98	±1	0	1	3	27	69	±3	96.0	±2.0	
USMCR	97	±1	1	1	9	27	63	±3	89.0	±2.0	
Enlisted	97	±1	1	1	9	26	62	±3	88.0	±2.0	
Officers	97	±1	0	2	2	27	68	±4	96.0	±2.0	
USAFR	97	±1	1	2	7	30	61	±2	91.0	±1.0	
Enlisted	97	±1	1	2	8	30	60	±2	90.0	±2.0	
Officers	98	±1	0	0	3	28	68	±3	97.0	±2.0	

220. Coworker Satisfaction Scale: constructed from Q220a-e. Coworker Satisfaction can be defined as satisfaction with coworker work effort, work group compatibility, helpfulness of coworkers, and frequency of coworker conflicts.

	Percent Responding		Mean	Max ME	Coworker Satisfaction
TOTAL DOD	96	±1	4.4	±0.1	
National Guard	96	±1	4.4	±0.1	
ARNG	96	±1	4.4	±0.1	
ANG	96	±1	4.4	±0.1	
Reserve	96	±1	4.3	±0.1	
USAR	95	±1	4.3	±0.1	
USNR	96	±1	4.4	±0.1	
USMCR	96	±1	4.4	±0.1	
USAFR	95	±1	4.4	±0.1	
Enlisted	96	±1	4.3	±0.1	
E1-E4	95	±1	4.4	±0.1	
E1-E3	95	±1	4.4	±0.1	
E4	96	±1	4.3	±0.1	
E5-E9	96	±1	4.3	±0.1	
Officers	96	±1	4.4	±0.1	
O1-O3	96	±1	4.4	±0.1	
O4-O6	97	±1	4.5	±0.1	
W1-W5	96	±1	4.4	±0.1	
Reserve Unit	96	±1	4.4	±0.1	
AGR/FTS/AR	96	±1	4.2	±0.1	
IMA	96	±1	4.5	±0.1	
Non-Hispanic White	96	±1	4.4	±0.1	
Total Minority	95	±1	4.3	±0.1	
FEMALES	95	±1	4.1	±0.1	
Enlisted	95	±1	4.1	±0.1	
E1-E4	94	±1	4.2	±0.1	
E5-E9	95	±1	4.1	±0.1	
Officers	96	±1	4.2	±0.1	
O1-O3	96	±1	4.2	±0.1	
O4-O6	97	±1	4.3	±0.1	
Reserve Unit	95	±1	4.1	±0.1	
AGR/FTS/AR	95	±1	3.9	±0.1	
IMA	96	±2	4.3	±0.1	
Non-Hispanic White	96	±1	4.2	±0.1	
Total Minority	94	±1	4.1	±0.1	
Experienced SH	93	±2	3.6	±0.1	
Experienced GD	92	±2	3.4	±0.1	
Not Experienced SH/GD	96	±1	4.3	±0.1	
Experienced SA	89	±4	3.7	±0.2	
Not Experienced SA	96	±1	4.1	±0.1	

Note. Percent responding are Reserve component members who answered the question. The scale ranges from 1 to 5. Higher scores indicate higher degree of satisfaction with their coworkers. The overall Cronbach's coefficient alpha = 0.94 (males = 0.94 and females = 0.94). Cronbach's coefficient alpha ranges in values from 0 to 1. Values of 0.70 or greater indicate high reliability, meaning the items are internally consistent.

220. Continued	Percent Responding		Mean	Max ME	Coworker Satisfaction
National Guard	95	±1	4.2	±0.1	
ARNG	95	±1	4.2	±0.1	
Enlisted	95	±1	4.2	±0.1	
Officers	95	±1	4.2	±0.1	
ANG	95	±1	4.2	±0.1	
Enlisted	95	±1	4.2	±0.1	
Officers	97	±1	4.2	±0.1	
Reserve	95	±1	4.1	±0.1	
USAR	95	±1	4.0	±0.1	
Enlisted	94	±1	4.0	±0.1	
Officers	96	±2	4.1	±0.1	
USNR	96	±1	4.2	±0.1	
Enlisted	96	±2	4.1	±0.1	
Officers	97	±2	4.4	±0.1	
USMCR	95	±5	4.1	±0.2	
USAFR	95	±1	4.2	±0.1	
Enlisted	95	±1	4.2	±0.1	
Officers	97	±1	4.3	±0.1	
MALES	96	±1	4.4	±0.1	
Enlisted	96	±1	4.4	±0.1	
E1–E4	96	±1	4.4	±0.1	
E5–E9	96	±1	4.4	±0.1	
Officers	96	±1	4.5	±0.1	
O1–O3	96	±1	4.4	±0.1	
O4–O6	97	±1	4.5	±0.1	
Reserve Unit	96	±1	4.4	±0.1	
AGR/FTS/AR	97	±1	4.3	±0.1	
IMA	96	±2	4.6	±0.1	
Non-Hispanic White	96	±1	4.4	±0.1	
Total Minority	95	±1	4.3	±0.1	
Experienced SH	94	±2	3.7	±0.1	
Experienced GD	92	±4	3.5	±0.2	
Not Experienced SH/GD	96	±1	4.4	±0.1	
Experienced SA	85	±7	3.5	±0.3	
Not Experienced SA	97	±1	4.4	±0.1	
National Guard	96	±1	4.4	±0.1	
ARNG	96	±1	4.4	±0.1	
Enlisted	96	±1	4.4	±0.1	
Officers	96	±1	4.4	±0.1	
ANG	96	±1	4.4	±0.1	
Enlisted	96	±1	4.4	±0.1	
Officers	97	±1	4.4	±0.1	
Reserve	96	±1	4.4	±0.1	
USAR	96	±1	4.3	±0.1	
Enlisted	96	±1	4.3	±0.1	
Officers	95	±1	4.4	±0.1	
USNR	96	±1	4.4	±0.1	
Enlisted	96	±1	4.4	±0.1	
Officers	97	±1	4.6	±0.1	
USMCR	96	±1	4.5	±0.1	
Enlisted	96	±1	4.4	±0.1	
Officers	96	±2	4.6	±0.1	
USAFR	95	±1	4.5	±0.1	
Enlisted	95	±1	4.4	±0.1	
Officers	96	±2	4.6	±0.1	

221. During the past 12 months, how often have you experienced any of the following behaviors, where military coworkers or supervisors...

a. Intentionally interfered with your military work performance?

1. Never
4. Often

2. Once or twice
5. Very often

3. Sometimes

	Percent Responding		Percentages					Max ME	Percentage Reporting Experienced		
			1	2	3	4	5				
TOTAL DOD	96	±1	74	13	9	3	2	±1	26.0	±1.0	
National Guard	96	±1	74	13	8	3	2	±1	26.0	±1.0	
ARNG	96	±1	72	14	9	3	2	±1	28.0	±1.0	
ANG	96	±1	79	11	7	2	1	±1	21.0	±1.0	
Reserve	96	±1	74	12	9	3	2	±1	26.0	±1.0	
USAR	95	±1	71	13	10	4	3	±2	29.0	±2.0	
USNR	97	±1	76	12	7	3	2	±2	24.0	±2.0	
USMCR	96	±1	74	13	9	2	2	±2	26.0	±2.0	
USAFR	96	±1	80	9	6	2	2	±1	20.0	±1.0	
Enlisted	96	±1	73	13	9	3	2	±1	27.0	±1.0	
E1-E4	95	±1	75	12	8	3	2	±2	25.0	±2.0	
E1-E3	95	±1	78	11	7	2	1	±2	22.0	±2.0	
E4	96	±1	73	13	9	3	2	±2	27.0	±2.0	
E5-E9	96	±1	71	13	10	4	2	±1	29.0	±1.0	
Officers	97	±1	77	12	7	3	1	±1	23.0	±1.0	
O1-O3	96	±1	75	13	7	3	2	±2	25.0	±2.0	
O4-O6	98	±1	80	11	6	2	1	±1	20.0	±1.0	
W1-W5	96	±1	74	14	8	4	1	±3	26.0	±3.0	
Reserve Unit	96	±1	74	13	8	3	2	±1	26.0	±1.0	
AGR/FTS/AR	97	±1	64	15	12	5	3	±2	36.0	±2.0	
IMA	97	±1	85	8	4	2	1	±2	15.0	±2.0	
Non-Hispanic White	97	±1	75	12	8	3	2	±1	25.0	±1.0	
Total Minority	95	±1	71	13	10	4	3	±1	29.0	±1.0	
FEMALES	95	±1	69	14	10	4	3	±1	31.0	±1.0	
Enlisted	95	±1	69	14	11	4	3	±1	31.0	±1.0	
E1-E4	94	±1	74	12	9	3	2	±2	26.0	±2.0	
E5-E9	95	±1	63	15	12	5	4	±1	37.0	±1.0	
Officers	97	±1	71	14	9	4	2	±1	29.0	±1.0	
O1-O3	96	±1	70	15	9	4	2	±2	30.0	±2.0	
O4-O6	98	±1	73	13	8	4	2	±2	27.0	±2.0	
Reserve Unit	95	±1	70	14	10	4	3	±1	30.0	±1.0	
AGR/FTS/AR	95	±1	55	17	16	8	5	±2	45.0	±2.0	
IMA	97	±1	82	9	6	3	1	±3	18.0	±3.0	
Non-Hispanic White	96	±1	69	14	11	4	2	±2	31.0	±2.0	
Total Minority	94	±1	69	13	10	5	3	±2	31.0	±2.0	
Experienced SH	93	±2	42	18	21	11	7	±3	58.0	±3.0	
Experienced GD	93	±2	27	18	27	16	12	±3	73.0	±3.0	
Not Experienced SH/GD	96	±1	76	13	7	2	1	±1	24.0	±1.0	
Experienced SA	88	±4	51	16	17	9	7	±7	49.0	±7.0	
Not Experienced SA	96	±1	70	14	10	4	3	±1	30.0	±1.0	

Note. Percent responding are Reserve component members who answered the question. *Percentage Reporting Experienced* includes members who indicated "Once or twice," "Sometimes," "Often," and "Very Often."

221a. Continued	Percent Responding		Percentages					Max ME	Percentage Reporting Experienced		
			1	2	3	4	5				
National Guard	95	±1	69	15	10	4	2	±2	31.0	±2.0	<div></div>
ARNG	95	±1	67	16	11	4	2	±2	33.0	±2.0	<div></div>
Enlisted	95	±1	67	15	11	4	2	±2	33.0	±2.0	<div></div>
Officers	96	±1	66	17	10	5	2	±2	34.0	±2.0	<div></div>
ANG	95	±1	74	13	8	3	2	±2	26.0	±2.0	<div></div>
Enlisted	95	±1	74	13	8	3	2	±2	26.0	±2.0	<div></div>
Officers	96	±1	72	15	7	5	2	±3	28.0	±3.0	<div></div>
Reserve	95	±1	69	13	10	4	3	±2	31.0	±2.0	<div></div>
USAR	94	±1	67	13	12	5	4	±2	33.0	±2.0	<div></div>
Enlisted	94	±2	66	13	12	5	4	±2	34.0	±2.0	<div></div>
Officers	97	±1	67	16	10	5	3	±2	33.0	±2.0	<div></div>
USNR	96	±1	70	12	11	4	3	±3	30.0	±3.0	<div></div>
Enlisted	96	±2	68	13	12	4	3	±3	32.0	±3.0	<div></div>
Officers	98	±1	78	11	7	2	1	±3	22.0	±3.0	<div></div>
USMCR	95	±5	76	10	10	3	1	±9	24.0	±9.0	<div></div>
USAFR	96	±1	75	12	7	3	2	±2	25.0	±2.0	<div></div>
Enlisted	96	±1	74	12	8	3	2	±2	26.0	±2.0	<div></div>
Officers	97	±1	79	10	6	3	2	±2	21.0	±2.0	<div></div>
MALES	96	±1	75	12	8	3	2	±1	25.0	±1.0	<div></div>
Enlisted	96	±1	74	13	9	3	2	±1	26.0	±1.0	<div></div>
E1-E4	96	±1	75	12	8	3	2	±2	25.0	±2.0	<div></div>
E5-E9	97	±1	73	13	9	3	2	±1	27.0	±1.0	<div></div>
Officers	97	±1	79	12	6	2	1	±1	21.0	±1.0	<div></div>
O1-O3	96	±1	76	13	7	2	1	±2	24.0	±2.0	<div></div>
O4-O6	98	±1	82	10	5	2	1	±1	18.0	±1.0	<div></div>
Reserve Unit	96	±1	75	12	8	3	2	±1	25.0	±1.0	<div></div>
AGR/FTS/AR	97	±1	67	15	11	5	2	±2	33.0	±2.0	<div></div>
IMA	97	±1	86	8	3	2	1	±2	14.0	±2.0	<div></div>
Non-Hispanic White	97	±1	77	12	7	3	1	±1	23.0	±1.0	<div></div>
Total Minority	96	±1	71	13	10	3	2	±2	29.0	±2.0	<div></div>
Experienced SH	93	±2	38	16	25	12	8	±4	62.0	±4.0	<div></div>
Experienced GD	90	±4	23	14	30	18	17	±7	77.0	±5.0	<div></div>
Not Experienced SH/GD	97	±1	77	12	7	2	1	±1	23.0	±1.0	<div></div>
Experienced SA	82	±9	39	13	20	16	11	±13	61.0	±13.0	<div></div>
Not Experienced SA	97	±1	75	12	8	3	2	±1	25.0	±1.0	<div></div>
National Guard	97	±1	75	13	8	3	2	±1	25.0	±1.0	<div></div>
ARNG	97	±1	73	13	9	3	2	±2	27.0	±2.0	<div></div>
Enlisted	97	±1	73	13	9	3	2	±2	27.0	±2.0	<div></div>
Officers	97	±1	75	13	8	3	1	±2	25.0	±2.0	<div></div>
ANG	97	±1	80	11	6	2	1	±1	20.0	±1.0	<div></div>
Enlisted	97	±1	80	11	6	2	1	±2	20.0	±2.0	<div></div>
Officers	98	±1	82	10	5	1	1	±2	18.0	±2.0	<div></div>
Reserve	96	±1	75	12	8	3	2	±1	25.0	±1.0	<div></div>
USAR	95	±1	72	13	9	3	2	±2	28.0	±2.0	<div></div>
Enlisted	95	±1	71	13	10	3	2	±2	29.0	±2.0	<div></div>
Officers	96	±1	75	13	7	3	1	±2	25.0	±2.0	<div></div>
USNR	97	±1	77	12	6	3	2	±2	23.0	±2.0	<div></div>
Enlisted	97	±1	75	13	8	3	2	±3	25.0	±3.0	<div></div>
Officers	98	±1	85	9	3	2	1	±2	15.0	±2.0	<div></div>
USMCR	96	±1	74	13	9	2	2	±2	26.0	±2.0	<div></div>
Enlisted	96	±1	72	13	10	2	2	±3	28.0	±3.0	<div></div>
Officers	96	±2	86	10	2	1	0	±3	14.0	±3.0	<div></div>
USAFR	96	±1	82	9	6	2	1	±2	18.0	±2.0	<div></div>
Enlisted	96	±1	81	9	7	2	1	±2	19.0	±2.0	<div></div>
Officers	97	±1	88	7	3	1	1	±2	12.0	±2.0	<div></div>

221. During the past 12 months, how often have you experienced any of the following behaviors, where military coworkers or supervisors...

b. Did not provide information or assistance when you needed it?

1. Never
4. Often

2. Once or twice
5. Very often

3. Sometimes

	Percent Responding		Percentages					Max ME	Percentage Reporting Experienced		
			1	2	3	4	5				
TOTAL DOD	95	±1	60	19	12	5	3	±1	40.0	±1.0	
National Guard	96	±1	61	19	12	5	3	±1	39.0	±1.0	
ARNG	95	±1	59	19	12	6	4	±1	41.0	±1.0	
ANG	96	±1	67	18	10	4	2	±1	33.0	±1.0	
Reserve	95	±1	59	19	12	6	4	±1	41.0	±1.0	
USAR	94	±1	55	20	13	7	5	±2	45.0	±2.0	
USNR	96	±1	61	20	11	5	3	±2	39.0	±2.0	
USMCR	96	±1	63	18	12	4	3	±3	37.0	±3.0	
USAFR	95	±1	68	16	9	4	3	±2	32.0	±2.0	
Enlisted	95	±1	60	19	12	6	4	±1	40.0	±1.0	
E1-E4	95	±1	63	17	11	5	4	±2	37.0	±2.0	
E1-E3	95	±1	68	16	10	4	3	±2	32.0	±2.0	
E4	95	±1	60	19	11	6	4	±2	40.0	±2.0	
E5-E9	96	±1	58	20	13	6	4	±1	42.0	±1.0	
Officers	96	±1	60	21	11	5	2	±1	40.0	±1.0	
O1-O3	95	±1	57	22	12	5	3	±2	43.0	±2.0	
O4-O6	97	±1	63	21	10	4	2	±1	37.0	±1.0	
W1-W5	95	±1	61	21	10	6	2	±3	39.0	±3.0	
Reserve Unit	95	±1	61	19	11	5	3	±1	39.0	±1.0	
AGR/FTS/AR	96	±1	52	21	15	7	5	±2	48.0	±2.0	
IMA	96	±1	72	16	7	3	2	±2	28.0	±2.0	
Non-Hispanic White	96	±1	61	19	11	5	3	±1	39.0	±1.0	
Total Minority	95	±1	59	18	12	6	4	±1	41.0	±1.0	
FEMALES	94	±1	53	20	14	7	5	±1	47.0	±1.0	
Enlisted	94	±1	53	20	14	7	5	±1	47.0	±1.0	
E1-E4	93	±1	58	19	12	6	5	±2	42.0	±2.0	
E5-E9	95	±1	47	21	16	9	6	±1	53.0	±1.0	
Officers	96	±1	52	23	14	7	4	±2	48.0	±2.0	
O1-O3	95	±1	51	23	15	7	4	±2	49.0	±2.0	
O4-O6	97	±1	55	22	13	6	3	±2	45.0	±2.0	
Reserve Unit	94	±1	54	20	14	7	5	±1	46.0	±1.0	
AGR/FTS/AR	94	±1	42	22	19	11	7	±2	58.0	±2.0	
IMA	96	±2	66	19	9	4	3	±3	34.0	±3.0	
Non-Hispanic White	95	±1	51	22	15	7	5	±2	49.0	±2.0	
Total Minority	93	±1	54	19	13	8	6	±2	46.0	±2.0	
Experienced SH	93	±2	26	21	23	16	14	±3	74.0	±3.0	
Experienced GD	93	±2	16	16	25	22	21	±3	84.0	±3.0	
Not Experienced SH/GD	95	±1	60	21	12	5	3	±1	40.0	±1.0	
Experienced SA	88	±4	29	26	20	11	14	±7	71.0	±7.0	
Not Experienced SA	95	±1	53	20	14	7	5	±1	47.0	±1.0	

Note. Percent responding are Reserve component members who answered the question. *Percentage Reporting Experienced* includes members who indicated "Once or twice," "Sometimes," "Often," and "Very Often."

221b. Continued	Percent Responding		Percentages					Max ME	Percentage Reporting Experienced		
			1	2	3	4	5				
National Guard	94	±1	54	20	14	7	5	±2	46.0	±2.0	<div></div>
ARNG	94	±1	53	20	15	7	6	±2	47.0	±2.0	<div></div>
Enlisted	94	±1	53	19	15	7	6	±2	47.0	±2.0	<div></div>
Officers	95	±1	47	25	16	9	4	±3	53.0	±3.0	<div></div>
ANG	95	±1	58	21	13	6	3	±2	42.0	±2.0	<div></div>
Enlisted	94	±1	59	20	13	5	3	±2	41.0	±2.0	<div></div>
Officers	96	±1	53	23	13	7	4	±3	47.0	±3.0	<div></div>
Reserve	94	±1	51	21	14	8	5	±2	49.0	±2.0	<div></div>
USAR	94	±1	47	22	15	9	7	±2	53.0	±2.0	<div></div>
Enlisted	93	±2	46	23	15	9	7	±3	54.0	±3.0	<div></div>
Officers	96	±1	48	22	15	9	5	±3	52.0	±3.0	<div></div>
USNR	96	±1	55	20	13	8	4	±3	45.0	±3.0	<div></div>
Enlisted	95	±2	53	20	13	9	5	±3	47.0	±3.0	<div></div>
Officers	97	±1	61	21	11	6	2	±4	39.0	±4.0	<div></div>
USMCR	93	±5	53	19	17	8	4	±10	47.0	±9.0	<div></div>
USAFR	95	±1	60	19	12	6	4	±2	40.0	±2.0	<div></div>
Enlisted	95	±1	59	19	12	6	4	±2	41.0	±2.0	<div></div>
Officers	96	±1	62	21	11	4	3	±3	38.0	±3.0	<div></div>
MALES	96	±1	62	19	11	5	3	±1	38.0	±1.0	<div></div>
Enlisted	95	±1	62	18	11	5	3	±1	38.0	±1.0	<div></div>
E1-E4	95	±1	64	17	11	5	3	±2	36.0	±2.0	<div></div>
E5-E9	96	±1	60	19	12	5	3	±1	40.0	±1.0	<div></div>
Officers	96	±1	62	21	10	4	2	±1	38.0	±1.0	<div></div>
O1-O3	95	±1	59	22	12	5	2	±2	41.0	±2.0	<div></div>
O4-O6	97	±1	65	21	9	3	2	±2	35.0	±2.0	<div></div>
Reserve Unit	95	±1	63	19	11	5	3	±1	37.0	±1.0	<div></div>
AGR/FTS/AR	96	±1	55	20	14	6	4	±2	45.0	±2.0	<div></div>
IMA	96	±2	74	15	7	2	2	±3	26.0	±3.0	<div></div>
Non-Hispanic White	96	±1	63	19	11	5	3	±1	37.0	±1.0	<div></div>
Total Minority	95	±1	61	18	12	5	4	±2	39.0	±2.0	<div></div>
Experienced SH	92	±3	28	19	24	17	12	±4	72.0	±4.0	<div></div>
Experienced GD	89	±4	17	10	27	21	24	±6	83.0	±5.0	<div></div>
Not Experienced SH/GD	96	±1	64	19	11	4	3	±1	36.0	±1.0	<div></div>
Experienced SA	82	±9	33	12	28	19	9	±13	67.0	±13.0	<div></div>
Not Experienced SA	96	±1	62	19	11	5	3	±1	38.0	±1.0	<div></div>
National Guard	96	±1	62	19	11	5	3	±1	38.0	±1.0	<div></div>
ARNG	96	±1	61	19	12	6	3	±2	39.0	±2.0	<div></div>
Enlisted	96	±1	61	19	12	6	3	±2	39.0	±2.0	<div></div>
Officers	96	±1	59	23	12	4	2	±2	41.0	±2.0	<div></div>
ANG	96	±1	69	17	9	3	2	±2	31.0	±2.0	<div></div>
Enlisted	96	±1	69	17	9	3	2	±2	31.0	±2.0	<div></div>
Officers	97	±1	65	21	8	3	2	±2	35.0	±2.0	<div></div>
Reserve	95	±1	62	19	12	5	3	±1	38.0	±1.0	<div></div>
USAR	95	±1	58	19	13	6	4	±2	42.0	±2.0	<div></div>
Enlisted	94	±1	58	19	13	6	4	±2	42.0	±2.0	<div></div>
Officers	96	±1	57	22	13	5	3	±2	43.0	±2.0	<div></div>
USNR	96	±1	63	20	11	4	3	±2	37.0	±2.0	<div></div>
Enlisted	96	±1	60	20	12	5	3	±3	40.0	±3.0	<div></div>
Officers	97	±1	70	18	8	3	1	±3	30.0	±3.0	<div></div>
USMCR	96	±1	64	18	11	4	3	±3	36.0	±3.0	<div></div>
Enlisted	96	±1	63	18	12	4	3	±3	37.0	±3.0	<div></div>
Officers	96	±2	72	19	6	3	1	±4	28.0	±4.0	<div></div>
USAFR	95	±1	71	15	8	3	2	±2	29.0	±2.0	<div></div>
Enlisted	95	±1	70	15	9	4	3	±2	30.0	±2.0	<div></div>
Officers	96	±1	74	17	6	2	1	±3	26.0	±3.0	<div></div>

221. During the past 12 months, how often have you experienced any of the following behaviors, where military coworkers or supervisors...

c. Were excessively harsh in their criticism of your work performance?

1. Never
4. Often

2. Once or twice
5. Very often

3. Sometimes

	Percent Responding		Percentages					Max ME	Percentage Reporting Experienced		
			1	2	3	4	5				
TOTAL DOD	96	±1	77	12	7	3	2	±1	23.0	±1.0	
National Guard	96	±1	76	12	7	3	2	±1	24.0	±1.0	
ARNG	96	±1	75	13	7	3	2	±1	25.0	±1.0	
ANG	96	±1	81	11	5	2	1	±1	19.0	±1.0	
Reserve	95	±1	77	11	7	3	2	±1	23.0	±1.0	
USAR	95	±1	75	12	7	3	3	±2	25.0	±2.0	
USNR	96	±1	78	11	6	2	2	±2	22.0	±2.0	
USMCR	96	±1	74	12	8	3	2	±2	26.0	±2.0	
USAFR	96	±1	83	9	4	2	2	±1	17.0	±1.0	
Enlisted	95	±1	76	12	7	3	2	±1	24.0	±1.0	
E1-E4	95	±1	77	11	8	2	2	±2	23.0	±2.0	
E1-E3	95	±1	79	10	7	2	2	±2	21.0	±2.0	
E4	95	±1	76	11	8	3	3	±2	24.0	±2.0	
E5-E9	96	±1	75	13	7	3	2	±1	25.0	±1.0	
Officers	96	±1	80	12	5	2	2	±1	20.0	±1.0	
O1-O3	96	±1	77	13	5	3	2	±2	23.0	±2.0	
O4-O6	97	±1	82	11	4	2	1	±1	18.0	±1.0	
W1-W5	96	±1	80	11	5	3	1	±2	20.0	±2.0	
Reserve Unit	96	±1	77	12	7	3	2	±1	23.0	±1.0	
AGR/FTS/AR	96	±1	69	15	9	4	4	±2	31.0	±2.0	
IMA	96	±1	87	7	3	1	1	±2	13.0	±2.0	
Non-Hispanic White	96	±1	77	12	6	2	2	±1	23.0	±1.0	
Total Minority	95	±1	75	12	8	3	2	±1	25.0	±1.0	
FEMALES	95	±1	72	13	8	3	3	±1	28.0	±1.0	
Enlisted	94	±1	72	13	8	3	3	±1	28.0	±1.0	
E1-E4	94	±1	75	12	8	3	3	±2	25.0	±2.0	
E5-E9	95	±1	69	14	9	4	4	±1	31.0	±1.0	
Officers	96	±1	74	13	7	3	3	±1	26.0	±1.0	
O1-O3	96	±1	73	14	7	3	3	±2	27.0	±2.0	
O4-O6	97	±1	75	12	7	3	3	±2	25.0	±2.0	
Reserve Unit	95	±1	73	13	8	3	3	±1	27.0	±1.0	
AGR/FTS/AR	95	±1	62	16	11	6	5	±2	38.0	±2.0	
IMA	97	±1	85	8	3	2	1	±3	15.0	±3.0	
Non-Hispanic White	96	±1	72	14	8	3	3	±2	28.0	±2.0	
Total Minority	94	±1	73	12	8	3	3	±2	27.0	±2.0	
Experienced SH	93	±2	45	20	17	9	9	±3	55.0	±3.0	
Experienced GD	92	±2	30	21	20	14	15	±3	70.0	±3.0	
Not Experienced SH/GD	95	±1	80	12	5	2	1	±1	20.0	±1.0	
Experienced SA	88	±4	49	22	14	6	10	±7	51.0	±7.0	
Not Experienced SA	96	±1	73	13	8	3	3	±1	27.0	±1.0	

Note. Percent responding are Reserve component members who answered the question. *Percentage Reporting Experienced* includes members who indicated "Once or twice," "Sometimes," "Often," and "Very Often."

221c. Continued	Percent Responding		Percentages					Max ME	Percentage Reporting Experienced		
			1	2	3	4	5				
National Guard	95	±1	72	14	8	3	3	±2	28.0	±2.0	<div></div>
ARNG	95	±1	70	14	9	3	3	±2	30.0	±2.0	<div></div>
Enlisted	95	±1	70	14	9	3	4	±2	30.0	±2.0	<div></div>
Officers	96	±1	68	17	9	3	3	±2	32.0	±2.0	<div></div>
ANG	95	±1	77	12	6	3	2	±2	23.0	±2.0	<div></div>
Enlisted	94	±1	77	12	6	3	2	±2	23.0	±2.0	<div></div>
Officers	96	±1	76	12	6	3	2	±3	24.0	±3.0	<div></div>
Reserve	95	±1	73	13	7	4	3	±2	27.0	±2.0	<div></div>
USAR	94	±1	70	14	8	4	4	±2	30.0	±2.0	<div></div>
Enlisted	94	±2	70	14	8	4	4	±2	30.0	±2.0	<div></div>
Officers	96	±1	72	14	7	4	3	±2	28.0	±2.0	<div></div>
USNR	96	±1	74	12	8	3	3	±2	26.0	±2.0	<div></div>
Enlisted	95	±2	73	12	9	3	3	±3	27.0	±3.0	<div></div>
Officers	97	±1	78	12	6	3	1	±3	22.0	±3.0	<div></div>
USMCR	95	±5	70	16	7	4	3	±9	30.0	±9.0	<div></div>
USAFR	96	±1	79	11	5	3	2	±2	21.0	±2.0	<div></div>
Enlisted	95	±1	78	11	5	3	3	±2	22.0	±2.0	<div></div>
Officers	97	±1	82	9	5	2	2	±2	18.0	±2.0	<div></div>
MALES	96	±1	78	11	7	2	2	±1	22.0	±1.0	<div></div>
Enlisted	96	±1	77	11	7	3	2	±1	23.0	±1.0	<div></div>
E1-E4	95	±1	77	11	8	2	2	±2	23.0	±2.0	<div></div>
E5-E9	96	±1	76	12	7	3	2	±1	24.0	±1.0	<div></div>
Officers	96	±1	81	11	4	2	1	±1	19.0	±1.0	<div></div>
O1-O3	96	±1	78	13	5	2	2	±2	22.0	±2.0	<div></div>
O4-O6	97	±1	83	10	3	2	1	±1	17.0	±1.0	<div></div>
Reserve Unit	96	±1	78	11	6	2	2	±1	22.0	±1.0	<div></div>
AGR/FTS/AR	96	±1	70	15	8	4	3	±2	30.0	±2.0	<div></div>
IMA	96	±1	88	7	2	1	1	±2	12.0	±2.0	<div></div>
Non-Hispanic White	96	±1	79	11	6	2	2	±1	21.0	±1.0	<div></div>
Total Minority	95	±1	76	12	8	3	2	±2	24.0	±2.0	<div></div>
Experienced SH	92	±2	37	17	22	12	11	±4	63.0	±4.0	<div></div>
Experienced GD	89	±4	26	14	21	15	23	±6	74.0	±5.0	<div></div>
Not Experienced SH/GD	96	±1	80	11	6	2	1	±1	20.0	±1.0	<div></div>
Experienced SA	82	±9	39	10	22	12	17	±13	61.0	±13.0	<div></div>
Not Experienced SA	97	±1	78	11	6	2	2	±1	22.0	±1.0	<div></div>
National Guard	96	±1	77	12	7	3	2	±1	23.0	±1.0	<div></div>
ARNG	96	±1	76	12	7	3	2	±2	24.0	±2.0	<div></div>
Enlisted	96	±1	75	12	7	3	2	±2	25.0	±2.0	<div></div>
Officers	96	±1	78	13	5	3	2	±2	22.0	±2.0	<div></div>
ANG	96	±1	82	11	5	2	1	±1	18.0	±1.0	<div></div>
Enlisted	96	±1	81	11	5	2	1	±1	19.0	±1.0	<div></div>
Officers	97	±1	84	9	4	1	1	±2	16.0	±2.0	<div></div>
Reserve	95	±1	78	11	6	2	2	±1	22.0	±1.0	<div></div>
USAR	95	±1	76	12	7	3	2	±2	24.0	±2.0	<div></div>
Enlisted	95	±1	76	12	8	3	2	±2	24.0	±2.0	<div></div>
Officers	96	±1	78	13	5	3	2	±2	22.0	±2.0	<div></div>
USNR	97	±1	79	11	6	2	2	±2	21.0	±2.0	<div></div>
Enlisted	96	±1	77	12	7	2	2	±2	23.0	±2.0	<div></div>
Officers	97	±1	86	10	2	1	1	±2	14.0	±2.0	<div></div>
USMCR	96	±1	75	12	8	3	2	±2	25.0	±2.0	<div></div>
Enlisted	96	±1	73	13	9	3	2	±3	27.0	±3.0	<div></div>
Officers	96	±2	87	8	3	1	1	±3	13.0	±3.0	<div></div>
USAFR	96	±1	85	8	4	2	2	±2	15.0	±2.0	<div></div>
Enlisted	96	±1	84	8	5	2	2	±2	16.0	±2.0	<div></div>
Officers	96	±1	89	7	2	2	1	±2	11.0	±2.0	<div></div>

221. During the past 12 months, how often have you experienced any of the following behaviors, where military coworkers or supervisors...

d. Took credit for work or ideas that were yours?

1. Never
4. Often

2. Once or twice
5. Very often

3. Sometimes

	Percent Responding		Percentages					Max ME	Percentage Reporting Experienced		
			1	2	3	4	5				
TOTAL DOD	96	±1	74	12	8	3	3	±1	26.0	±1.0	
National Guard	96	±1	74	12	8	3	3	±1	26.0	±1.0	
ARNG	96	±1	73	13	8	3	3	±1	27.0	±1.0	
ANG	96	±1	77	12	7	3	2	±1	23.0	±1.0	
Reserve	96	±1	75	11	7	3	3	±1	25.0	±1.0	
USAR	95	±1	73	12	8	4	3	±2	27.0	±2.0	
USNR	97	±1	77	11	7	3	2	±2	23.0	±2.0	
USMCR	96	±1	76	11	7	3	2	±2	24.0	±2.0	
USAFR	96	±1	80	10	6	2	2	±1	20.0	±1.0	
Enlisted	96	±1	75	12	8	3	3	±1	25.0	±1.0	
E1-E4	95	±1	80	9	6	3	2	±1	20.0	±1.0	
E1-E3	95	±1	85	6	5	2	1	±2	15.0	±2.0	
E4	95	±1	76	11	7	3	3	±2	24.0	±2.0	
E5-E9	96	±1	70	14	9	4	3	±1	30.0	±1.0	
Officers	96	±1	74	15	7	3	2	±1	26.0	±1.0	
O1-O3	96	±1	73	14	7	3	2	±2	27.0	±2.0	
O4-O6	97	±1	75	14	6	3	2	±1	25.0	±1.0	
W1-W5	96	±1	70	17	7	4	2	±3	30.0	±3.0	
Reserve Unit	96	±1	76	11	7	3	2	±1	24.0	±1.0	
AGR/FTS/AR	96	±1	60	18	12	6	4	±2	40.0	±2.0	
IMA	97	±1	79	12	5	2	2	±2	21.0	±2.0	
Non-Hispanic White	96	±1	75	13	7	3	2	±1	25.0	±1.0	
Total Minority	95	±1	74	11	8	3	3	±1	26.0	±1.0	
FEMALES	95	±1	69	14	9	4	3	±1	31.0	±1.0	
Enlisted	94	±1	70	13	9	4	3	±1	30.0	±1.0	
E1-E4	94	±1	78	10	7	3	2	±2	22.0	±2.0	
E5-E9	95	±1	62	17	11	6	5	±1	38.0	±1.0	
Officers	97	±1	67	16	9	4	3	±1	33.0	±1.0	
O1-O3	96	±1	69	16	9	4	3	±2	31.0	±2.0	
O4-O6	97	±1	67	17	9	4	3	±2	33.0	±2.0	
Reserve Unit	95	±1	71	13	9	4	3	±1	29.0	±1.0	
AGR/FTS/AR	95	±1	51	20	14	9	6	±2	49.0	±2.0	
IMA	97	±2	74	14	6	3	2	±3	26.0	±3.0	
Non-Hispanic White	96	±1	68	15	9	5	3	±1	32.0	±1.0	
Total Minority	94	±1	71	12	9	4	4	±2	29.0	±2.0	
Experienced SH	93	±2	44	17	18	11	10	±3	56.0	±3.0	
Experienced GD	93	±2	32	16	21	16	14	±3	68.0	±3.0	
Not Experienced SH/GD	95	±1	76	13	7	3	2	±1	24.0	±1.0	
Experienced SA	89	±4	47	18	16	11	8	±7	53.0	±7.0	
Not Experienced SA	96	±1	70	14	9	4	3	±1	30.0	±1.0	

Note. Percent responding are Reserve component members who answered the question. *Percentage Reporting Experienced* includes members who indicated "Once or twice," "Sometimes," "Often," and "Very Often."

221d. Continued	Percent Responding		Percentages					Max ME	Percentage Reporting Experienced		
			1	2	3	4	5				
National Guard	95	±1	69	14	10	5	3	±2	31.0	±2.0	<div></div>
ARNG	95	±1	68	14	10	5	4	±2	32.0	±2.0	<div></div>
Enlisted	95	±1	68	13	10	5	4	±2	32.0	±2.0	<div></div>
Officers	96	±1	61	19	12	5	3	±3	39.0	±3.0	<div></div>
ANG	94	±1	72	14	8	4	2	±2	28.0	±2.0	<div></div>
Enlisted	94	±1	73	13	8	4	2	±2	27.0	±2.0	<div></div>
Officers	96	±1	68	17	8	4	3	±3	32.0	±3.0	<div></div>
Reserve	95	±1	70	14	9	4	3	±2	30.0	±2.0	<div></div>
USAR	94	±1	68	14	10	4	4	±2	32.0	±2.0	<div></div>
Enlisted	94	±2	68	14	10	4	4	±2	32.0	±2.0	<div></div>
Officers	97	±1	66	16	9	5	4	±2	34.0	±2.0	<div></div>
USNR	96	±1	71	14	8	4	3	±3	29.0	±3.0	<div></div>
Enlisted	96	±1	69	14	9	5	3	±3	31.0	±3.0	<div></div>
Officers	97	±1	76	13	7	3	1	±3	24.0	±3.0	<div></div>
USMCR	93	±6	71	13	7	6	3	±9	29.0	±9.0	<div></div>
USAFR	96	±1	74	13	7	3	2	±2	26.0	±2.0	<div></div>
Enlisted	95	±1	74	12	8	3	2	±2	26.0	±2.0	<div></div>
Officers	97	±1	73	16	6	3	2	±2	27.0	±2.0	<div></div>
MALES	96	±1	76	12	7	3	2	±1	24.0	±1.0	<div></div>
Enlisted	96	±1	76	11	7	3	3	±1	24.0	±1.0	<div></div>
E1-E4	95	±1	80	9	6	3	2	±2	20.0	±2.0	<div></div>
E5-E9	97	±1	72	13	9	3	3	±1	28.0	±1.0	<div></div>
Officers	96	±1	75	14	6	3	2	±1	25.0	±1.0	<div></div>
O1-O3	96	±1	74	14	7	3	2	±2	26.0	±2.0	<div></div>
O4-O6	97	±1	77	13	6	2	1	±2	23.0	±2.0	<div></div>
Reserve Unit	96	±1	77	11	7	3	2	±1	23.0	±1.0	<div></div>
AGR/FTS/AR	97	±1	62	18	11	5	4	±2	38.0	±2.0	<div></div>
IMA	97	±1	81	11	4	2	2	±3	19.0	±3.0	<div></div>
Non-Hispanic White	97	±1	76	12	7	3	2	±1	24.0	±1.0	<div></div>
Total Minority	95	±1	75	11	8	3	3	±1	25.0	±1.0	<div></div>
Experienced SH	93	±2	39	16	20	11	13	±4	61.0	±4.0	<div></div>
Experienced GD	90	±4	25	15	22	16	23	±6	75.0	±6.0	<div></div>
Not Experienced SH/GD	96	±1	78	11	7	3	2	±1	22.0	±1.0	<div></div>
Experienced SA	81	±9	38	12	23	15	12	±12	62.0	±12.0	<div></div>
Not Experienced SA	97	±1	76	12	7	3	2	±1	24.0	±1.0	<div></div>
National Guard	96	±1	75	12	8	3	2	±1	25.0	±1.0	<div></div>
ARNG	96	±1	74	13	8	3	3	±1	26.0	±1.0	<div></div>
Enlisted	96	±1	74	12	8	3	3	±2	26.0	±2.0	<div></div>
Officers	96	±1	71	16	7	3	2	±2	29.0	±2.0	<div></div>
ANG	97	±1	78	11	7	3	1	±1	22.0	±1.0	<div></div>
Enlisted	96	±1	78	11	7	3	2	±1	22.0	±1.0	<div></div>
Officers	98	±1	78	13	6	2	1	±2	22.0	±2.0	<div></div>
Reserve	96	±1	77	11	7	3	3	±1	23.0	±1.0	<div></div>
USAR	95	±1	75	11	7	4	3	±2	25.0	±2.0	<div></div>
Enlisted	95	±1	75	11	8	4	3	±2	25.0	±2.0	<div></div>
Officers	96	±1	73	14	7	3	2	±2	27.0	±2.0	<div></div>
USNR	97	±1	78	11	6	3	2	±2	22.0	±2.0	<div></div>
Enlisted	97	±1	77	10	7	3	3	±2	23.0	±2.0	<div></div>
Officers	97	±1	82	11	4	2	1	±2	18.0	±2.0	<div></div>
USMCR	96	±1	77	11	7	2	2	±2	23.0	±2.0	<div></div>
Enlisted	96	±1	76	11	8	3	3	±3	24.0	±3.0	<div></div>
Officers	96	±2	81	12	4	2	1	±3	19.0	±3.0	<div></div>
USAFR	96	±1	82	9	5	2	2	±2	18.0	±2.0	<div></div>
Enlisted	96	±1	81	9	6	2	2	±2	19.0	±2.0	<div></div>
Officers	97	±1	82	11	4	2	1	±2	18.0	±2.0	<div></div>

221. During the past 12 months, how often have you experienced any of the following behaviors, where military coworkers or supervisors...

e. Gossiped/talked about you?

1. Never
4. Often

2. Once or twice
5. Very often

3. Sometimes

	Percent Responding		Percentages					Max ME	Percentage Reporting Experienced		
			1	2	3	4	5				
TOTAL DOD	96	±1	67	16	10	4	3	±1	33.0	±1.0	
National Guard	96	±1	67	16	10	4	3	±1	33.0	±1.0	
ARNG	96	±1	66	16	10	4	3	±1	34.0	±1.0	
ANG	96	±1	68	15	10	4	3	±1	32.0	±1.0	
Reserve	95	±1	68	15	10	4	3	±1	32.0	±1.0	
USAR	95	±1	66	16	10	4	4	±2	34.0	±2.0	
USNR	97	±1	70	14	9	3	3	±2	30.0	±2.0	
USMCR	96	±1	71	14	10	3	2	±2	29.0	±2.0	
USAFR	96	±1	71	14	8	3	3	±1	29.0	±1.0	
Enlisted	96	±1	67	15	10	4	4	±1	33.0	±1.0	
E1-E4	95	±1	71	14	9	3	3	±2	29.0	±2.0	
E1-E3	95	±1	76	12	8	3	2	±2	24.0	±2.0	
E4	95	±1	68	15	9	4	4	±2	32.0	±2.0	
E5-E9	96	±1	64	17	11	5	4	±1	36.0	±1.0	
Officers	97	±1	68	17	9	3	3	±1	32.0	±1.0	
O1-O3	96	±1	67	18	9	4	3	±2	33.0	±2.0	
O4-O6	97	±1	70	16	8	3	2	±1	30.0	±1.0	
W1-W5	96	±1	66	17	11	4	2	±3	34.0	±3.0	
Reserve Unit	96	±1	69	15	9	4	3	±1	31.0	±1.0	
AGR/FTS/AR	96	±1	54	19	14	6	6	±2	46.0	±2.0	
IMA	97	±1	78	12	6	3	2	±2	22.0	±2.0	
Non-Hispanic White	96	±1	68	16	9	4	3	±1	32.0	±1.0	
Total Minority	95	±1	67	15	11	4	4	±1	33.0	±1.0	
FEMALES	95	±1	57	18	13	6	6	±1	43.0	±1.0	
Enlisted	95	±1	57	18	13	6	6	±1	43.0	±1.0	
E1-E4	94	±1	63	16	11	5	5	±2	37.0	±2.0	
E5-E9	95	±1	50	19	15	8	7	±1	50.0	±1.0	
Officers	96	±1	58	20	13	5	4	±2	42.0	±2.0	
O1-O3	96	±1	57	21	13	5	4	±2	43.0	±2.0	
O4-O6	97	±1	60	19	12	5	4	±2	40.0	±2.0	
Reserve Unit	95	±1	58	18	12	6	5	±1	42.0	±1.0	
AGR/FTS/AR	95	±1	40	21	20	10	10	±2	60.0	±2.0	
IMA	96	±2	70	16	7	4	3	±3	30.0	±3.0	
Non-Hispanic White	96	±1	56	20	13	6	5	±2	44.0	±2.0	
Total Minority	94	±1	58	17	13	6	6	±2	42.0	±2.0	
Experienced SH	93	±2	27	19	23	15	17	±3	73.0	±3.0	
Experienced GD	93	±2	15	17	24	19	24	±3	85.0	±2.0	
Not Experienced SH/GD	95	±1	65	18	11	4	3	±1	35.0	±1.0	
Experienced SA	89	±4	33	22	18	12	15	±7	67.0	±7.0	
Not Experienced SA	96	±1	57	18	13	6	5	±1	43.0	±1.0	

Note. Percent responding are Reserve component members who answered the question. *Percentage Reporting Experienced* includes members who indicated "Once or twice," "Sometimes," "Often," and "Very Often."

221e. Continued	Percent Responding		Percentages					Max ME	Percentage Reporting Experienced		
			1	2	3	4	5				
National Guard	95	±1	56	18	14	6	6	±2	44.0	±2.0	<div></div>
ARNG	95	±1	55	18	14	7	6	±2	45.0	±2.0	<div></div>
Enlisted	95	±1	56	18	14	6	6	±2	44.0	±2.0	<div></div>
Officers	96	±1	50	21	17	7	5	±3	50.0	±3.0	<div></div>
ANG	95	±1	58	18	13	6	5	±2	42.0	±2.0	<div></div>
Enlisted	95	±1	58	18	13	6	5	±2	42.0	±2.0	<div></div>
Officers	96	±1	54	21	14	6	5	±3	46.0	±3.0	<div></div>
Reserve	95	±1	58	18	12	6	6	±2	42.0	±2.0	<div></div>
USAR	94	±1	56	19	12	6	7	±2	44.0	±2.0	<div></div>
Enlisted	94	±2	55	19	12	6	7	±3	45.0	±3.0	<div></div>
Officers	96	±1	58	20	12	5	5	±3	42.0	±3.0	<div></div>
USNR	96	±1	60	17	12	6	5	±3	40.0	±3.0	<div></div>
Enlisted	96	±1	58	17	13	6	6	±3	42.0	±3.0	<div></div>
Officers	98	±1	67	19	8	4	3	±3	33.0	±3.0	<div></div>
USMCR	94	±5	61	15	13	6	5	±9	39.0	±9.0	<div></div>
USAFR	96	±1	62	17	11	5	5	±2	38.0	±2.0	<div></div>
Enlisted	95	±1	61	17	12	6	5	±2	39.0	±2.0	<div></div>
Officers	97	±1	66	17	10	4	3	±3	34.0	±3.0	<div></div>
MALES	96	±1	70	15	9	3	3	±1	30.0	±1.0	<div></div>
Enlisted	96	±1	70	15	9	4	3	±1	30.0	±1.0	<div></div>
E1-E4	95	±1	73	13	8	3	3	±2	27.0	±2.0	<div></div>
E5-E9	96	±1	67	16	10	4	3	±1	33.0	±1.0	<div></div>
Officers	97	±1	71	16	8	3	2	±1	29.0	±1.0	<div></div>
O1-O3	96	±1	69	17	8	3	3	±2	31.0	±2.0	<div></div>
O4-O6	97	±1	73	15	8	3	2	±2	27.0	±2.0	<div></div>
Reserve Unit	96	±1	71	15	9	3	3	±1	29.0	±1.0	<div></div>
AGR/FTS/AR	97	±1	58	18	13	6	5	±2	42.0	±2.0	<div></div>
IMA	97	±1	81	11	5	2	1	±3	19.0	±3.0	<div></div>
Non-Hispanic White	97	±1	70	15	8	3	3	±1	30.0	±1.0	<div></div>
Total Minority	95	±1	69	14	10	4	3	±2	31.0	±2.0	<div></div>
Experienced SH	92	±3	27	19	22	14	18	±4	73.0	±4.0	<div></div>
Experienced GD	89	±4	20	13	21	16	29	±6	80.0	±5.0	<div></div>
Not Experienced SH/GD	96	±1	72	15	8	3	2	±1	28.0	±1.0	<div></div>
Experienced SA	82	±9	21	15	29	18	17	±13	79.0	±11.0	<div></div>
Not Experienced SA	97	±1	70	15	9	3	3	±1	30.0	±1.0	<div></div>
National Guard	96	±1	69	16	9	4	3	±1	31.0	±1.0	<div></div>
ARNG	96	±1	68	16	9	4	3	±2	32.0	±2.0	<div></div>
Enlisted	96	±1	69	16	9	4	3	±2	31.0	±2.0	<div></div>
Officers	97	±1	66	18	10	3	3	±2	34.0	±2.0	<div></div>
ANG	97	±1	70	15	9	4	3	±1	30.0	±1.0	<div></div>
Enlisted	96	±1	71	14	9	4	3	±2	29.0	±2.0	<div></div>
Officers	98	±1	70	17	8	3	2	±2	30.0	±2.0	<div></div>
Reserve	96	±1	71	14	9	3	3	±1	29.0	±1.0	<div></div>
USAR	95	±1	69	15	10	4	3	±2	31.0	±2.0	<div></div>
Enlisted	95	±1	69	14	10	4	3	±2	31.0	±2.0	<div></div>
Officers	96	±1	70	17	8	3	2	±2	30.0	±2.0	<div></div>
USNR	97	±1	73	14	8	3	2	±2	27.0	±2.0	<div></div>
Enlisted	96	±1	71	14	9	3	3	±3	29.0	±3.0	<div></div>
Officers	97	±1	81	12	4	2	1	±2	19.0	±2.0	<div></div>
USMCR	96	±1	72	14	9	3	2	±3	28.0	±3.0	<div></div>
Enlisted	96	±1	71	14	10	3	3	±3	29.0	±3.0	<div></div>
Officers	96	±2	79	12	7	2	1	±3	21.0	±3.0	<div></div>
USAFR	96	±1	75	13	7	3	3	±2	25.0	±2.0	<div></div>
Enlisted	96	±1	74	13	8	3	3	±2	26.0	±2.0	<div></div>
Officers	97	±1	78	12	6	2	1	±3	22.0	±3.0	<div></div>

221. During the past 12 months, how often have you experienced any of the following behaviors, where military coworkers or supervisors...

f. Used insults, sarcasm, or gestures to humiliate you?

1. Never
4. Often

2. Once or twice
5. Very often

3. Sometimes

	Percent Responding		Percentages					Max ME	Percentage Reporting Experienced		
			1	2	3	4	5				
TOTAL DOD	96	±1	81	10	5	2	2	±1	19.0	±1.0	
National Guard	96	±1	80	10	6	2	2	±1	20.0	±1.0	
ARNG	96	±1	79	11	6	2	2	±1	21.0	±1.0	
ANG	96	±1	84	9	4	2	1	±1	16.0	±1.0	
Reserve	95	±1	81	9	5	2	2	±1	19.0	±1.0	
USAR	95	±1	80	9	6	2	3	±1	20.0	±1.0	
USNR	97	±1	83	9	5	2	2	±2	17.0	±2.0	
USMCR	96	±1	78	11	7	3	2	±2	22.0	±2.0	
USAFR	96	±1	86	7	4	2	2	±1	14.0	±1.0	
Enlisted	96	±1	80	10	6	2	2	±1	20.0	±1.0	
E1-E4	95	±1	79	10	6	2	2	±1	21.0	±1.0	
E1-E3	95	±1	81	9	6	2	2	±2	19.0	±2.0	
E4	95	±1	78	10	6	3	3	±2	22.0	±2.0	
E5-E9	96	±1	80	10	5	2	2	±1	20.0	±1.0	
Officers	97	±1	85	8	4	1	1	±1	15.0	±1.0	
O1-O3	96	±1	83	10	4	2	2	±1	17.0	±1.0	
O4-O6	97	±1	88	7	3	1	1	±1	12.0	±1.0	
W1-W5	96	±1	85	8	4	2	1	±2	15.0	±2.0	
Reserve Unit	96	±1	81	10	5	2	2	±1	19.0	±1.0	
AGR/FTS/AR	96	±1	76	11	7	3	3	±1	24.0	±1.0	
IMA	96	±1	90	5	2	1	1	±2	10.0	±2.0	
Non-Hispanic White	96	±1	82	9	5	2	2	±1	18.0	±1.0	
Total Minority	95	±1	79	10	6	3	3	±1	21.0	±1.0	
FEMALES	95	±1	76	11	7	3	3	±1	24.0	±1.0	
Enlisted	95	±1	76	11	7	3	3	±1	24.0	±1.0	
E1-E4	94	±1	77	10	8	3	3	±2	23.0	±2.0	
E5-E9	95	±1	74	11	7	3	4	±1	26.0	±1.0	
Officers	97	±1	80	10	5	2	2	±1	20.0	±1.0	
O1-O3	96	±1	79	11	5	2	3	±2	21.0	±2.0	
O4-O6	98	±1	83	9	4	2	2	±1	17.0	±1.0	
Reserve Unit	95	±1	77	10	7	3	3	±1	23.0	±1.0	
AGR/FTS/AR	95	±1	68	14	9	4	5	±2	32.0	±2.0	
IMA	97	±2	86	6	4	1	3	±3	14.0	±3.0	
Non-Hispanic White	96	±1	77	11	7	3	3	±1	23.0	±1.0	
Total Minority	94	±1	76	10	7	3	4	±2	24.0	±2.0	
Experienced SH	93	±2	45	17	18	10	11	±3	55.0	±3.0	
Experienced GD	93	±2	33	19	19	13	16	±3	67.0	±3.0	
Not Experienced SH/GD	96	±1	84	9	4	1	1	±1	16.0	±1.0	
Experienced SA	88	±4	48	20	15	7	10	±7	52.0	±7.0	
Not Experienced SA	96	±1	77	10	7	3	3	±1	23.0	±1.0	

Note. Percent responding are Reserve component members who answered the question. *Percentage Reporting Experienced* includes members who indicated "Once or twice," "Sometimes," "Often," and "Very Often."

221f. Continued	Percent Responding		Percentages					Max ME	Percentage Reporting Experienced		
			1	2	3	4	5				
National Guard	95	±1	75	11	7	3	3	±2	25.0	±2.0	<div></div>
ARNG	95	±1	74	12	8	3	3	±2	26.0	±2.0	<div></div>
Enlisted	95	±1	73	11	8	4	3	±2	27.0	±2.0	<div></div>
Officers	96	±1	74	13	7	3	3	±2	26.0	±2.0	<div></div>
ANG	95	±1	80	10	5	2	2	±1	20.0	±1.0	<div></div>
Enlisted	94	±1	80	10	5	2	2	±2	20.0	±2.0	<div></div>
Officers	96	±1	82	9	5	2	2	±2	18.0	±2.0	<div></div>
Reserve	95	±1	77	10	7	3	4	±1	23.0	±1.0	<div></div>
USAR	94	±1	75	10	8	3	4	±2	25.0	±2.0	<div></div>
Enlisted	93	±2	74	10	8	3	5	±2	26.0	±2.0	<div></div>
Officers	97	±1	78	11	5	3	3	±2	22.0	±2.0	<div></div>
USNR	96	±1	79	10	5	3	3	±2	21.0	±2.0	<div></div>
Enlisted	96	±2	76	11	6	4	3	±3	24.0	±3.0	<div></div>
Officers	98	±1	87	7	3	2	2	±3	13.0	±3.0	<div></div>
USMCR	94	±5	76	11	6	5	2	±9	24.0	±9.0	<div></div>
USAFR	96	±1	83	9	4	2	2	±2	17.0	±2.0	<div></div>
Enlisted	95	±1	81	9	5	2	2	±2	19.0	±2.0	<div></div>
Officers	97	±1	88	7	2	1	2	±2	12.0	±2.0	<div></div>
MALES	96	±1	82	9	5	2	2	±1	18.0	±1.0	<div></div>
Enlisted	96	±1	81	10	6	2	2	±1	19.0	±1.0	<div></div>
E1-E4	95	±1	79	10	6	2	2	±2	21.0	±2.0	<div></div>
E5-E9	96	±1	82	10	5	2	2	±1	18.0	±1.0	<div></div>
Officers	97	±1	86	8	3	1	1	±1	14.0	±1.0	<div></div>
O1-O3	96	±1	84	9	4	2	2	±2	16.0	±2.0	<div></div>
O4-O6	97	±1	89	7	3	1	1	±1	11.0	±1.0	<div></div>
Reserve Unit	96	±1	82	9	5	2	2	±1	18.0	±1.0	<div></div>
AGR/FTS/AR	97	±1	78	11	6	3	2	±2	22.0	±2.0	<div></div>
IMA	96	±1	92	5	2	1	1	±2	8.0	±2.0	<div></div>
Non-Hispanic White	96	±1	83	9	5	2	2	±1	17.0	±1.0	<div></div>
Total Minority	95	±1	79	10	6	2	2	±1	21.0	±1.0	<div></div>
Experienced SH	93	±2	34	18	20	12	16	±4	66.0	±4.0	<div></div>
Experienced GD	90	±4	33	14	21	10	23	±6	67.0	±6.0	<div></div>
Not Experienced SH/GD	96	±1	84	9	4	2	1	±1	16.0	±1.0	<div></div>
Experienced SA	82	±9	26	17	23	9	24	±13	74.0	±11.0	<div></div>
Not Experienced SA	97	±1	82	9	5	2	2	±1	18.0	±1.0	<div></div>
National Guard	96	±1	81	10	5	2	2	±1	19.0	±1.0	<div></div>
ARNG	96	±1	80	10	6	2	2	±1	20.0	±1.0	<div></div>
Enlisted	96	±1	79	11	6	2	2	±2	21.0	±2.0	<div></div>
Officers	96	±1	83	10	4	2	1	±2	17.0	±2.0	<div></div>
ANG	97	±1	85	9	4	2	1	±1	15.0	±1.0	<div></div>
Enlisted	96	±1	84	9	4	2	1	±1	16.0	±1.0	<div></div>
Officers	98	±1	88	7	3	1	1	±2	12.0	±2.0	<div></div>
Reserve	96	±1	83	9	5	2	2	±1	17.0	±1.0	<div></div>
USAR	95	±1	82	9	5	2	2	±2	18.0	±2.0	<div></div>
Enlisted	95	±1	81	9	6	2	2	±2	19.0	±2.0	<div></div>
Officers	96	±1	86	8	3	1	2	±2	14.0	±2.0	<div></div>
USNR	97	±1	84	8	4	2	2	±2	16.0	±2.0	<div></div>
Enlisted	97	±1	82	9	5	2	2	±2	18.0	±2.0	<div></div>
Officers	97	±1	91	6	2	1	1	±2	9.0	±2.0	<div></div>
USMCR	96	±1	78	11	7	3	2	±2	22.0	±2.0	<div></div>
Enlisted	96	±1	76	12	8	3	2	±3	24.0	±3.0	<div></div>
Officers	96	±2	90	6	3	1	0	±3	10.0	±3.0	<div></div>
USAFR	96	±1	87	7	3	1	1	±1	13.0	±1.0	<div></div>
Enlisted	96	±1	86	7	4	1	2	±2	14.0	±2.0	<div></div>
Officers	97	±1	92	5	2	1	0	±2	8.0	±2.0	<div></div>

221. During the past 12 months, how often have you experienced any of the following behaviors, where military coworkers or supervisors...

g. Yelled when they were angry with you?

1. Never
4. Often

2. Once or twice
5. Very often

3. Sometimes

	Percent Responding		Percentages					Max ME	Percentage Reporting Experienced		
			1	2	3	4	5				
TOTAL DOD	96	±1	77	13	6	2	2	±1	23.0	±1.0	
National Guard	96	±1	76	14	6	2	2	±1	24.0	±1.0	
ARNG	96	±1	73	15	7	3	2	±1	27.0	±1.0	
ANG	96	±1	85	9	3	1	1	±1	15.0	±1.0	
Reserve	96	±1	78	12	6	2	2	±1	22.0	±1.0	
USAR	95	±1	76	13	7	2	2	±2	24.0	±2.0	
USNR	97	±1	80	11	5	2	2	±2	20.0	±2.0	
USMCR	96	±1	65	17	11	4	3	±3	35.0	±3.0	
USAFR	96	±1	88	7	3	1	1	±1	12.0	±1.0	
Enlisted	96	±1	75	13	7	2	2	±1	25.0	±1.0	
E1-E4	95	±1	74	13	8	3	3	±2	26.0	±2.0	
E1-E3	95	±1	73	13	8	3	3	±2	27.0	±2.0	
E4	95	±1	74	13	7	3	3	±2	26.0	±2.0	
E5-E9	96	±1	77	13	6	2	2	±1	23.0	±1.0	
Officers	97	±1	84	10	3	1	1	±1	16.0	±1.0	
O1-O3	96	±1	81	12	4	2	1	±2	19.0	±2.0	
O4-O6	98	±1	86	9	3	1	1	±1	14.0	±1.0	
W1-W5	96	±1	84	11	3	2	1	±2	16.0	±2.0	
Reserve Unit	96	±1	77	13	6	2	2	±1	23.0	±1.0	
AGR/FTS/AR	97	±1	73	15	7	3	3	±1	27.0	±1.0	
IMA	97	±1	91	5	3	1	1	±2	9.0	±2.0	
Non-Hispanic White	97	±1	77	13	6	2	2	±1	23.0	±1.0	
Total Minority	95	±1	76	13	7	2	2	±1	24.0	±1.0	
FEMALES	95	±1	77	12	6	3	3	±1	23.0	±1.0	
Enlisted	95	±1	75	13	6	3	3	±1	25.0	±1.0	
E1-E4	94	±1	76	12	7	3	2	±2	24.0	±2.0	
E5-E9	96	±1	75	13	6	3	3	±1	25.0	±1.0	
Officers	97	±1	82	10	4	2	2	±1	18.0	±1.0	
O1-O3	96	±1	82	11	4	2	2	±2	18.0	±2.0	
O4-O6	98	±1	84	9	3	2	2	±1	16.0	±1.0	
Reserve Unit	95	±1	77	12	6	2	2	±1	23.0	±1.0	
AGR/FTS/AR	95	±1	70	16	7	4	4	±1	30.0	±1.0	
IMA	97	±1	90	6	2	1	1	±2	10.0	±2.0	
Non-Hispanic White	96	±1	77	12	6	2	2	±1	23.0	±1.0	
Total Minority	94	±1	76	12	6	3	3	±2	24.0	±2.0	
Experienced SH	93	±2	53	18	13	7	9	±3	47.0	±3.0	
Experienced GD	93	±2	44	20	14	9	12	±3	56.0	±3.0	
Not Experienced SH/GD	96	±1	83	11	4	1	1	±1	17.0	±1.0	
Experienced SA	89	±4	56	19	11	5	8	±7	44.0	±7.0	
Not Experienced SA	96	±1	77	12	6	3	2	±1	23.0	±1.0	

Note. Percent responding are Reserve component members who answered the question. *Percentage Reporting Experienced* includes members who indicated "Once or twice," "Sometimes," "Often," and "Very Often."

221g. Continued	Percent Responding		Percentages					Max ME	Percentage Reporting Experienced		
			1	2	3	4	5				
National Guard	95	±1	75	13	6	3	2	±2	25.0	±2.0	
ARNG	95	±1	72	15	7	3	3	±2	28.0	±2.0	
Enlisted	95	±1	71	15	7	3	3	±2	29.0	±2.0	
Officers	96	±1	78	13	5	2	2	±2	22.0	±2.0	
ANG	95	±1	85	9	3	1	1	±1	15.0	±1.0	
Enlisted	95	±1	85	9	4	1	1	±1	15.0	±1.0	
Officers	96	±1	88	7	2	2	1	±2	12.0	±2.0	
Reserve	95	±1	78	11	6	2	3	±1	22.0	±1.0	
USAR	94	±1	75	12	7	3	3	±2	25.0	±2.0	
Enlisted	94	±2	74	12	7	3	3	±2	26.0	±2.0	
Officers	97	±1	79	12	4	2	2	±2	21.0	±2.0	
USNR	96	±1	78	11	5	3	2	±2	22.0	±2.0	
Enlisted	96	±2	76	12	6	3	3	±3	24.0	±3.0	
Officers	98	±1	88	8	3	1	1	±3	12.0	±3.0	
USMCR	95	±5	72	16	7	2	2	±9	28.0	±9.0	
USAFR	96	±1	86	8	4	1	1	±2	14.0	±2.0	
Enlisted	95	±1	85	9	4	1	1	±2	15.0	±2.0	
Officers	97	±1	89	7	2	1	1	±2	11.0	±2.0	
MALES	96	±1	77	13	6	2	2	±1	23.0	±1.0	
Enlisted	96	±1	75	13	7	2	2	±1	25.0	±1.0	
E1-E4	95	±1	73	13	8	3	3	±2	27.0	±2.0	
E5-E9	97	±1	77	13	6	2	2	±1	23.0	±1.0	
Officers	97	±1	84	10	3	1	1	±1	16.0	±1.0	
O1-O3	96	±1	81	12	4	2	1	±2	19.0	±2.0	
O4-O6	97	±1	87	9	3	1	1	±1	13.0	±1.0	
Reserve Unit	96	±1	77	13	6	2	2	±1	23.0	±1.0	
AGR/FTS/AR	97	±1	74	15	7	2	2	±2	26.0	±2.0	
IMA	97	±1	91	5	3	0	0	±2	9.0	±2.0	
Non-Hispanic White	97	±1	77	13	6	2	2	±1	23.0	±1.0	
Total Minority	95	±1	75	13	7	2	2	±2	25.0	±2.0	
Experienced SH	92	±2	40	21	18	9	12	±4	60.0	±4.0	
Experienced GD	89	±4	36	17	22	9	17	±6	64.0	±6.0	
Not Experienced SH/GD	97	±1	78	13	6	2	1	±1	22.0	±1.0	
Experienced SA	82	±9	28	23	20	9	19	±13	72.0	±11.0	
Not Experienced SA	97	±1	77	13	6	2	2	±1	23.0	±1.0	
National Guard	96	±1	76	14	6	2	2	±1	24.0	±1.0	
ARNG	96	±1	73	15	7	3	2	±2	27.0	±2.0	
Enlisted	96	±1	72	15	8	3	2	±2	28.0	±2.0	
Officers	97	±1	80	13	5	2	1	±2	20.0	±2.0	
ANG	97	±1	85	9	3	1	1	±1	15.0	±1.0	
Enlisted	97	±1	84	10	4	1	1	±1	16.0	±1.0	
Officers	98	±1	89	7	3	1	1	±2	11.0	±2.0	
Reserve	96	±1	78	12	6	2	2	±1	22.0	±1.0	
USAR	95	±1	76	13	7	2	2	±2	24.0	±2.0	
Enlisted	95	±1	75	13	7	2	2	±2	25.0	±2.0	
Officers	96	±1	81	12	4	1	2	±2	19.0	±2.0	
USNR	97	±1	81	10	5	2	2	±2	19.0	±2.0	
Enlisted	97	±1	78	12	6	2	2	±2	22.0	±2.0	
Officers	98	±1	89	7	2	1	1	±2	11.0	±2.0	
USMCR	96	±1	64	18	11	4	4	±3	36.0	±3.0	
Enlisted	96	±1	62	18	12	4	4	±3	38.0	±3.0	
Officers	97	±2	83	12	4	1	0	±3	17.0	±3.0	
USAFR	96	±1	89	7	3	1	1	±1	11.0	±1.0	
Enlisted	96	±1	87	7	3	1	1	±2	13.0	±2.0	
Officers	97	±1	94	5	1	0	0	±2	6.0	±2.0	









































221. During the past 12 months, how often have you experienced any of the following behaviors, where military coworkers or supervisors...

h. Swore at you in a hostile manner?

1. Never
4. Often

2. Once or twice
5. Very often

3. Sometimes

	Percent Responding		Percentages					Max ME	Percentage Reporting Experienced		
			1	2	3	4	5				
TOTAL DOD	96	±1	86	7	4	1	2	±1	14.0	±1.0	
National Guard	96	±1	85	8	4	1	2	±1	15.0	±1.0	
ARNG	96	±1	83	9	5	2	2	±1	17.0	±1.0	
ANG	96	±1	91	5	2	1	1	±1	9.0	±1.0	
Reserve	96	±1	86	7	4	1	2	±1	14.0	±1.0	
USAR	95	±1	85	7	4	1	2	±1	15.0	±1.0	
USNR	97	±1	88	6	4	1	2	±2	12.0	±2.0	
USMCR	96	±1	76	11	8	2	2	±2	24.0	±2.0	
USAFR	96	±1	93	4	2	1	1	±1	7.0	±1.0	
Enlisted	96	±1	85	8	5	1	2	±1	15.0	±1.0	
E1-E4	95	±1	83	8	5	2	2	±1	17.0	±1.0	
E1-E3	95	±1	84	7	5	1	2	±2	16.0	±2.0	
E4	95	±1	83	8	5	2	2	±2	17.0	±2.0	
E5-E9	96	±1	86	8	4	1	2	±1	14.0	±1.0	
Officers	97	±1	90	6	2	1	1	±1	10.0	±1.0	
O1-O3	96	±1	88	7	2	1	1	±1	12.0	±1.0	
O4-O6	97	±1	92	4	2	0	1	±1	8.0	±1.0	
W1-W5	96	±1	90	6	3	1	1	±2	10.0	±2.0	
Reserve Unit	96	±1	86	7	4	1	2	±1	14.0	±1.0	
AGR/FTS/AR	97	±1	82	9	4	2	2	±1	18.0	±1.0	
IMA	97	±1	94	3	2	1	1	±2	6.0	±2.0	
Non-Hispanic White	97	±1	86	8	4	1	1	±1	14.0	±1.0	
Total Minority	95	±1	85	7	5	1	2	±1	15.0	±1.0	
FEMALES	95	±1	86	7	4	1	2	±1	14.0	±1.0	
Enlisted	95	±1	86	7	4	2	2	±1	14.0	±1.0	
E1-E4	94	±1	85	7	5	2	2	±2	15.0	±2.0	
E5-E9	95	±1	86	7	4	1	2	±1	14.0	±1.0	
Officers	97	±1	91	5	2	1	1	±1	9.0	±1.0	
O1-O3	96	±1	90	5	3	1	1	±2	10.0	±2.0	
O4-O6	98	±1	93	4	2	1	1	±1	7.0	±1.0	
Reserve Unit	95	±1	87	6	4	1	2	±1	13.0	±1.0	
AGR/FTS/AR	95	±1	82	8	5	2	3	±1	18.0	±1.0	
IMA	97	±2	94	2	2	1	1	±2	6.0	±2.0	
Non-Hispanic White	96	±1	87	7	3	1	2	±1	13.0	±1.0	
Total Minority	94	±1	86	6	4	2	2	±1	14.0	±1.0	
Experienced SH	93	±2	65	13	10	5	7	±3	35.0	±3.0	
Experienced GD	93	±2	57	17	10	7	9	±3	43.0	±3.0	
Not Experienced SH/GD	96	±1	92	5	2	1	1	±1	8.0	±1.0	
Experienced SA	89	±4	64	16	10	3	7	±7	36.0	±7.0	
Not Experienced SA	96	±1	87	6	4	1	2	±1	13.0	±1.0	

Note. Percent responding are Reserve component members who answered the question. *Percentage Reporting Experienced* includes members who indicated "Once or twice," "Sometimes," "Often," and "Very Often."

221h. Continued	Percent Responding		Percentages					Max ME	Percentage Reporting Experienced		
			1	2	3	4	5				
National Guard	95	±1	86	7	4	2	2	±1	14.0	±1.0	
ARNG	95	±1	83	8	5	2	2	±2	17.0	±2.0	
Enlisted	95	±1	82	8	5	2	2	±2	18.0	±2.0	
Officers	96	±1	88	6	4	1	1	±2	12.0	±2.0	
ANG	95	±1	93	4	2	1	1	±1	7.0	±1.0	
Enlisted	95	±1	92	4	2	1	1	±1	8.0	±1.0	
Officers	96	±1	95	3	1	0	1	±2	5.0	±2.0	
Reserve	95	±1	87	6	4	1	2	±1	13.0	±1.0	
USAR	94	±1	85	7	4	2	2	±2	15.0	±2.0	
Enlisted	94	±2	84	7	5	2	3	±2	16.0	±2.0	
Officers	97	±1	90	6	3	1	1	±2	10.0	±2.0	
USNR	97	±1	88	6	3	1	2	±2	12.0	±2.0	
Enlisted	96	±1	86	6	4	2	2	±2	14.0	±2.0	
Officers	98	±1	94	4	1	0	1	±2	6.0	±2.0	
USMCR	94	±5	84	7	6	1	1	±8	16.0	±8.0	
USAFR	96	±1	94	3	2	0	1	±1	6.0	±1.0	
Enlisted	96	±1	93	4	2	0	1	±1	7.0	±1.0	
Officers	97	±1	95	3	1	0	1	±2	5.0	±2.0	
MALES	96	±1	85	8	4	1	2	±1	15.0	±1.0	
Enlisted	96	±1	84	8	5	1	2	±1	16.0	±1.0	
E1-E4	95	±1	83	8	5	2	2	±2	17.0	±2.0	
E5-E9	97	±1	85	8	4	1	2	±1	15.0	±1.0	
Officers	97	±1	90	6	2	1	1	±1	10.0	±1.0	
O1-O3	96	±1	88	8	2	1	1	±2	12.0	±2.0	
O4-O6	97	±1	92	5	2	0	1	±1	8.0	±1.0	
Reserve Unit	96	±1	85	7	4	1	1	±1	15.0	±1.0	
AGR/FTS/AR	97	±1	82	10	4	2	2	±2	18.0	±2.0	
IMA	97	±1	94	3	2	1	1	±2	6.0	±2.0	
Non-Hispanic White	97	±1	86	8	4	1	1	±1	14.0	±1.0	
Total Minority	95	±1	84	8	5	1	2	±1	16.0	±1.0	
Experienced SH	93	±2	49	17	17	6	10	±4	51.0	±4.0	
Experienced GD	90	±4	43	16	18	6	18	±6	57.0	±6.0	
Not Experienced SH/GD	96	±1	87	7	4	1	1	±1	13.0	±1.0	
Experienced SA	81	±9	38	12	22	10	18	±12	62.0	±12.0	
Not Experienced SA	97	±1	86	8	4	1	1	±1	14.0	±1.0	
National Guard	96	±1	85	8	4	1	2	±1	15.0	±1.0	
ARNG	96	±1	83	9	5	1	2	±1	17.0	±1.0	
Enlisted	96	±1	82	9	5	2	2	±2	18.0	±2.0	
Officers	97	±1	88	7	3	1	1	±2	12.0	±2.0	
ANG	97	±1	91	5	2	1	1	±1	9.0	±1.0	
Enlisted	96	±1	91	5	2	1	1	±1	9.0	±1.0	
Officers	98	±1	93	4	1	0	1	±2	7.0	±2.0	
Reserve	96	±1	86	7	4	1	2	±1	14.0	±1.0	
USAR	95	±1	85	7	4	1	2	±2	15.0	±2.0	
Enlisted	95	±1	85	8	5	2	2	±2	15.0	±2.0	
Officers	96	±1	89	7	2	1	1	±2	11.0	±2.0	
USNR	97	±1	88	6	4	1	2	±2	12.0	±2.0	
Enlisted	97	±1	86	6	5	2	2	±2	14.0	±2.0	
Officers	98	±1	93	4	1	0	1	±2	7.0	±2.0	
USMCR	96	±1	76	11	8	2	2	±2	24.0	±2.0	
Enlisted	96	±1	74	12	8	3	3	±3	26.0	±3.0	
Officers	96	±2	88	8	2	1	0	±3	12.0	±3.0	
USAFR	96	±1	93	4	2	1	1	±1	7.0	±1.0	
Enlisted	96	±1	92	4	2	1	1	±1	8.0	±1.0	
Officers	97	±1	97	2	1	0	0	±1	3.0	±1.0	

221. During the past 12 months, how often have you experienced any of the following behaviors, where military coworkers or supervisors...

i. Damaged or stole your property or military equipment assigned to you?

1. Never
4. Often

2. Once or twice
5. Very often

3. Sometimes

	Percent Responding		Percentages					Max ME	Percentage Reporting Experienced		
			1	2	3	4	5				
TOTAL DOD	96	±1	95	2	2	0	1	±1	5.0	±1.0	
National Guard	96	±1	95	3	2	0	1	±1	5.0	±1.0	
ARNG	96	±1	94	3	2	0	1	±1	6.0	±1.0	
ANG	96	±1	97	2	1	0	0	±1	3.0	±1.0	
Reserve	95	±1	95	2	2	0	1	±1	5.0	±1.0	
USAR	95	±1	95	2	2	1	1	±1	5.0	±1.0	
USNR	96	±1	96	2	1	0	1	±1	4.0	±1.0	
USMCR	96	±1	90	5	4	1	1	±2	10.0	±2.0	
USAFR	96	±1	97	1	1	0	1	±1	3.0	±1.0	
Enlisted	96	±1	94	3	2	0	1	±1	6.0	±1.0	
E1-E4	95	±1	93	3	2	1	1	±1	7.0	±1.0	
E1-E3	94	±1	93	3	2	1	1	±2	7.0	±2.0	
E4	95	±1	93	3	2	1	1	±1	7.0	±1.0	
E5-E9	96	±1	95	3	1	0	1	±1	5.0	±1.0	
Officers	97	±1	97	1	1	0	0	±1	3.0	±1.0	
O1-O3	96	±1	97	2	1	0	1	±1	3.0	±1.0	
O4-O6	97	±1	98	1	0	0	0	±1	2.0	±1.0	
W1-W5	96	±1	97	2	1	0	0	±1	3.0	±1.0	
Reserve Unit	96	±1	95	2	2	0	1	±1	5.0	±1.0	
AGR/FTS/AR	96	±1	95	3	1	0	1	±1	5.0	±1.0	
IMA	97	±1	98	1	1	0	0	±1	2.0	±1.0	
Non-Hispanic White	96	±1	95	2	1	0	1	±1	5.0	±1.0	
Total Minority	95	±1	94	3	2	1	1	±1	6.0	±1.0	
FEMALES	95	±1	95	2	1	0	0	±1	5.0	±1.0	
Enlisted	95	±1	95	3	2	0	1	±1	5.0	±1.0	
E1-E4	94	±1	94	3	2	0	1	±1	6.0	±1.0	
E5-E9	96	±1	96	2	1	0	0	±1	4.0	±1.0	
Officers	97	±1	98	1	1	0	0	±1	2.0	±1.0	
O1-O3	96	±1	97	1	1	0	0	±1	3.0	±1.0	
O4-O6	97	±1	99	1	0	0	0	±1	1.0	±1.0	
Reserve Unit	95	±1	95	2	1	0	0	±1	5.0	±1.0	
AGR/FTS/AR	95	±1	96	2	1	0	0	±1	4.0	±1.0	
IMA	96	±2	99	1	0	0	1	±1	1.0	±1.0	
Non-Hispanic White	96	±1	96	2	1	0	0	±1	4.0	±1.0	
Total Minority	94	±1	95	2	2	0	1	±1	5.0	±1.0	
Experienced SH	93	±2	88	6	4	1	1	±2	12.0	±2.0	
Experienced GD	93	±2	87	6	4	1	1	±2	13.0	±2.0	
Not Experienced SH/GD	95	±1	97	2	1	0	0	±1	3.0	±1.0	
Experienced SA	89	±4	87	8	3	0	2	±5	13.0	±5.0	
Not Experienced SA	96	±1	96	2	1	0	0	±1	4.0	±1.0	

Note. Percent responding are Reserve component members who answered the question. *Percentage Reporting Experienced* includes members who indicated "Once or twice," "Sometimes," "Often," and "Very Often."

221i. Continued	Percent Responding		Percentages					Max ME	Percentage Reporting Experienced		
			1	2	3	4	5				
National Guard	95	±1	95	3	2	0	1	±1	5.0	±1.0	
ARNG	95	±1	94	3	2	1	1	±1	6.0	±1.0	
Enlisted	95	±1	93	3	2	1	1	±2	7.0	±2.0	
Officers	96	±1	97	2	1	0	0	±1	3.0	±1.0	
ANG	95	±1	98	1	0	0	0	±1	2.0	±1.0	
Enlisted	95	±1	98	1	1	0	0	±1	2.0	±1.0	
Officers	96	±1	99	1	0	0	0	±1	1.0	±1.0	
Reserve	95	±1	96	2	1	0	0	±1	4.0	±1.0	
USAR	94	±1	95	2	1	0	1	±1	5.0	±1.0	
Enlisted	93	±2	95	3	2	0	1	±1	5.0	±1.0	
Officers	96	±1	97	1	1	0	0	±1	3.0	±1.0	
USNR	96	±1	96	2	1	0	0	±2	4.0	±2.0	
Enlisted	96	±2	95	3	2	1	0	±2	5.0	±2.0	
Officers	98	±1	99	1	0	0	0	±1	1.0	±1.0	
USMCR	95	±5	96	3	1	0	0	±5	4.0	±5.0	
USAFR	96	±1	98	1	1	0	0	±1	2.0	±1.0	
Enlisted	96	±1	97	1	1	0	0	±1	3.0	±1.0	
Officers	97	±1	99	0	0	0	0	±1	1.0	±1.0	
MALES	96	±1	95	3	2	0	1	±1	5.0	±1.0	
Enlisted	96	±1	94	3	2	0	1	±1	6.0	±1.0	
E1-E4	95	±1	93	3	2	1	1	±1	7.0	±1.0	
E5-E9	97	±1	95	3	1	0	1	±1	5.0	±1.0	
Officers	97	±1	97	1	1	0	0	±1	3.0	±1.0	
O1-O3	96	±1	97	2	1	0	1	±1	3.0	±1.0	
O4-O6	97	±1	98	1	0	0	0	±1	2.0	±1.0	
Reserve Unit	96	±1	95	3	2	0	1	±1	5.0	±1.0	
AGR/FTS/AR	97	±1	95	3	1	0	1	±1	5.0	±1.0	
IMA	97	±1	98	1	1	0	0	±1	2.0	±1.0	
Non-Hispanic White	97	±1	95	2	1	0	1	±1	5.0	±1.0	
Total Minority	95	±1	93	3	2	1	1	±1	7.0	±1.0	
Experienced SH	92	±2	79	8	8	2	2	±4	21.0	±4.0	
Experienced GD	90	±4	74	5	11	3	7	±6	26.0	±6.0	
Not Experienced SH/GD	96	±1	96	2	1	0	1	±1	4.0	±1.0	
Experienced SA	82	±9	74	8	12	2	4	±13	26.0	±13.0	
Not Experienced SA	97	±1	95	2	2	0	1	±1	5.0	±1.0	
National Guard	96	±1	95	3	2	0	1	±1	5.0	±1.0	
ARNG	96	±1	94	3	2	0	1	±1	6.0	±1.0	
Enlisted	96	±1	94	3	2	0	1	±1	6.0	±1.0	
Officers	96	±1	97	1	1	0	0	±1	3.0	±1.0	
ANG	97	±1	97	2	1	0	0	±1	3.0	±1.0	
Enlisted	96	±1	97	2	1	0	0	±1	3.0	±1.0	
Officers	98	±1	98	1	0	0	0	±1	2.0	±1.0	
Reserve	96	±1	94	2	2	1	1	±1	6.0	±1.0	
USAR	95	±1	94	2	2	1	1	±1	6.0	±1.0	
Enlisted	95	±1	94	2	2	1	1	±1	6.0	±1.0	
Officers	96	±1	97	1	1	0	1	±1	3.0	±1.0	
USNR	97	±1	96	2	1	0	1	±1	4.0	±1.0	
Enlisted	96	±1	95	2	1	1	1	±2	5.0	±2.0	
Officers	97	±1	99	1	0	0	0	±1	1.0	±1.0	
USMCR	96	±1	89	5	4	1	1	±2	11.0	±2.0	
Enlisted	96	±1	88	6	4	1	1	±2	12.0	±2.0	
Officers	96	±2	98	2	0	0	0	±2	2.0	±2.0	
USAFR	96	±1	97	1	1	0	1	±1	3.0	±1.0	
Enlisted	96	±1	97	1	1	0	1	±1	3.0	±1.0	
Officers	97	±1	99	1	0	0	0	±1	1.0	±1.0	

221. Workplace Hostility Scale: constructed from Q221a-i. Workplace Hostility can be defined as the degree to which people in the workplace act in an angry or hostile manner toward personnel.









































	Percent Responding		Mean	Max ME	Workplace Hostility
TOTAL DOD	93	±1	1.4	±0.1	
National Guard	93	±1	1.4	±0.1	
ARNG	93	±1	1.4	±0.1	
ANG	93	±1	1.3	±0.1	
Reserve	92	±1	1.4	±0.1	
USAR	91	±1	1.5	±0.1	
USNR	93	±1	1.4	±0.1	
USMCR	94	±1	1.5	±0.1	
USAFR	93	±1	1.3	±0.1	
Enlisted	93	±1	1.4	±0.1	
E1-E4	92	±1	1.4	±0.1	
E1-E3	92	±2	1.4	±0.1	
E4	92	±1	1.4	±0.1	
E5-E9	93	±1	1.4	±0.1	
Officers	93	±1	1.3	±0.1	
O1-O3	93	±1	1.4	±0.1	
O4-O6	94	±1	1.3	±0.1	
W1-W5	92	±2	1.4	±0.1	
Reserve Unit	93	±1	1.4	±0.1	
AGR/FTS/AR	93	±1	1.6	±0.1	
IMA	93	±2	1.2	±0.1	
Non-Hispanic White	94	±1	1.4	±0.1	
Total Minority	91	±1	1.4	±0.1	
FEMALES	91	±1	1.5	±0.1	
Enlisted	91	±1	1.5	±0.1	
E1-E4	90	±2	1.4	±0.1	
E5-E9	91	±1	1.6	±0.1	
Officers	92	±1	1.4	±0.1	
O1-O3	92	±1	1.5	±0.1	
O4-O6	93	±1	1.4	±0.1	
Reserve Unit	91	±1	1.5	±0.1	
AGR/FTS/AR	91	±1	1.7	±0.1	
IMA	93	±2	1.3	±0.1	
Non-Hispanic White	92	±1	1.5	±0.1	
Total Minority	90	±1	1.5	±0.1	
Experienced SH	89	±2	2.1	±0.1	
Experienced GD	87	±2	2.5	±0.1	
Not Experienced SH/GD	92	±1	1.3	±0.1	
Experienced SA	85	±5	2.0	±0.2	
Not Experienced SA	92	±1	1.5	±0.1	

Note. Percent responding are Reserve members who answered the question. The scale ranges from 1 to 5. Higher scores indicate greater frequency of hostile workplace behaviors. The overall Cronbach's coefficient alpha = 0.92 (males = 0.92 and females = 0.91). Cronbach's coefficient alpha ranges in values from 0 to 1. Values of 0.70 or greater indicate high reliability, meaning the items are internally consistent.

221. Continued	Percent Responding		Mean	Max ME	Workplace Hostility
National Guard	91	±1	1.5	±0.1	
ARNG	91	±1	1.6	±0.1	
Enlisted	91	±2	1.6	±0.1	
Officers	91	±2	1.5	±0.1	
ANG	91	±1	1.4	±0.1	
Enlisted	91	±1	1.4	±0.1	
Officers	93	±2	1.4	±0.1	
Reserve	91	±1	1.5	±0.1	
USAR	90	±2	1.6	±0.1	
Enlisted	90	±2	1.6	±0.1	
Officers	92	±2	1.5	±0.1	
USNR	92	±2	1.5	±0.1	
Enlisted	91	±2	1.5	±0.1	
Officers	95	±2	1.3	±0.1	
USMCR	89	±6	1.5	±0.2	
USAFR	92	±1	1.4	±0.1	
Enlisted	92	±1	1.4	±0.1	
Officers	93	±2	1.3	±0.1	
MALES	93	±1	1.4	±0.1	
Enlisted	93	±1	1.4	±0.1	
E1-E4	93	±1	1.4	±0.1	
E5-E9	93	±1	1.4	±0.1	
Officers	94	±1	1.3	±0.1	
O1-O3	93	±1	1.4	±0.1	
O4-O6	94	±1	1.3	±0.1	
Reserve Unit	93	±1	1.4	±0.1	
AGR/FTS/AR	93	±1	1.5	±0.1	
IMA	94	±2	1.2	±0.1	
Non-Hispanic White	94	±1	1.4	±0.1	
Total Minority	92	±1	1.4	±0.1	
Experienced SH	88	±3	2.3	±0.1	
Experienced GD	85	±5	2.8	±0.2	
Not Experienced SH/GD	94	±1	1.3	±0.1	
Experienced SA	80	±9	2.5	±0.3	
Not Experienced SA	94	±1	1.4	±0.1	
National Guard	94	±1	1.4	±0.1	
ARNG	94	±1	1.4	±0.1	
Enlisted	94	±1	1.4	±0.1	
Officers	93	±1	1.4	±0.1	
ANG	94	±1	1.3	±0.1	
Enlisted	93	±1	1.3	±0.1	
Officers	95	±1	1.3	±0.1	
Reserve	92	±1	1.4	±0.1	
USAR	92	±1	1.4	±0.1	
Enlisted	91	±1	1.4	±0.1	
Officers	93	±1	1.4	±0.1	
USNR	94	±1	1.3	±0.1	
Enlisted	93	±2	1.4	±0.1	
Officers	94	±2	1.2	±0.1	
USMCR	94	±2	1.5	±0.1	
Enlisted	94	±2	1.5	±0.1	
Officers	95	±2	1.2	±0.1	
USAFR	93	±1	1.3	±0.1	
Enlisted	93	±1	1.3	±0.1	
Officers	93	±2	1.2	±0.1	

222. How much do you agree or disagree with the following statements about the work you do at your military workplace?**a. Your military work provides you with a sense of pride**1. Strongly disagree
4. Agree2. Disagree
5. Strongly agree

3. Neither agree nor disagree





































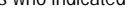



	Percent Responding		Percentages					Max ME	Percentage Reporting Agree		
			1	2	3	4	5				
TOTAL DOD	96	±1	1	2	8	30	58	±1	89.0	±1.0	
National Guard	96	±1	1	2	7	30	59	±1	90.0	±1.0	
ARNG	96	±1	1	2	7	30	60	±1	89.0	±1.0	
ANG	97	±1	1	2	7	31	59	±1	90.0	±1.0	
Reserve	96	±1	2	2	9	31	57	±1	88.0	±1.0	
USAR	95	±1	2	2	9	32	55	±2	87.0	±1.0	
USNR	97	±1	1	2	8	30	59	±2	89.0	±1.0	
USMCR	96	±1	1	2	9	26	62	±3	88.0	±2.0	
USAFR	96	±1	1	2	8	31	58	±2	89.0	±1.0	
Enlisted	96	±1	1	2	8	30	58	±1	88.0	±1.0	
E1-E4	95	±1	2	2	9	28	59	±2	87.0	±1.0	
E1-E3	95	±1	1	2	7	27	63	±2	91.0	±2.0	
E4	95	±1	2	3	10	29	57	±2	85.0	±2.0	
E5-E9	96	±1	1	2	8	32	56	±1	88.0	±1.0	
Officers	97	±1	1	2	5	30	62	±1	92.0	±1.0	
O1-O3	96	±1	1	2	6	32	60	±2	92.0	±1.0	
O4-O6	98	±1	1	1	5	29	65	±1	93.0	±1.0	
W1-W5	96	±1	1	2	5	32	60	±3	92.0	±2.0	
Reserve Unit	96	±1	1	2	8	30	59	±1	89.0	±1.0	
AGR/FTS/AR	97	±1	2	3	8	32	55	±2	87.0	±1.0	
IMA	97	±1	1	1	6	30	62	±3	92.0	±2.0	
Non-Hispanic White	97	±1	1	2	7	30	59	±1	89.0	±1.0	
Total Minority	95	±1	1	2	9	31	57	±1	88.0	±1.0	
FEMALES	95	±1	1	3	10	35	51	±1	86.0	±1.0	
Enlisted	95	±1	2	3	11	35	50	±1	85.0	±1.0	
E1-E4	94	±1	2	3	11	32	52	±2	84.0	±2.0	
E5-E9	96	±1	1	3	10	37	48	±1	85.0	±1.0	
Officers	97	±1	1	2	7	36	54	±2	90.0	±1.0	
O1-O3	96	±1	1	2	7	37	53	±2	90.0	±2.0	
O4-O6	98	±1	1	2	6	34	57	±2	91.0	±1.0	
Reserve Unit	95	±1	1	3	10	35	51	±1	86.0	±1.0	
AGR/FTS/AR	95	±1	2	3	11	37	47	±2	84.0	±1.0	
IMA	97	±1	0	3	6	36	55	±3	91.0	±2.0	
Non-Hispanic White	96	±1	1	3	10	35	52	±2	86.0	±1.0	
Total Minority	94	±1	2	3	11	35	50	±2	85.0	±1.0	
Experienced SH	93	±2	4	7	16	35	38	±3	73.0	±3.0	
Experienced GD	93	±2	5	11	17	34	33	±3	67.0	±3.0	
Not Experienced SH/GD	96	±1	1	2	8	35	54	±1	89.0	±1.0	
Experienced SA	89	±4	2	8	18	29	42	±7	71.0	±7.0	
Not Experienced SA	96	±1	1	3	10	35	51	±1	86.0	±1.0	

Note. Percent responding are Reserve component members who answered the question. *Percentage Reporting Agree* includes members who indicated "Agree" and "Strongly Agree."
























































222a. Continued	Percent Responding		Percentages					Max ME	Percentage Reporting Agree		
			1	2	3	4	5				
National Guard	95	±1	1	3	9	35	52	±2	87.0	±1.0	<div></div>
ARNG	95	±1	1	3	10	34	52	±2	86.0	±2.0	<div></div>
Enlisted	95	±1	1	3	10	34	52	±2	86.0	±2.0	<div></div>
Officers	96	±1	1	2	8	36	53	±3	89.0	±2.0	<div></div>
ANG	95	±1	1	2	8	36	52	±2	89.0	±1.0	<div></div>
Enlisted	95	±1	1	2	8	37	52	±2	88.0	±1.0	<div></div>
Officers	97	±1	1	2	5	35	57	±3	91.0	±2.0	<div></div>
Reserve	95	±1	2	3	11	35	50	±2	85.0	±1.0	<div></div>
USAR	94	±1	2	4	12	36	47	±2	83.0	±2.0	<div></div>
Enlisted	94	±2	2	4	13	35	46	±3	81.0	±2.0	<div></div>
Officers	97	±1	1	3	7	37	52	±3	89.0	±2.0	<div></div>
USNR	96	±1	1	3	11	32	53	±3	85.0	±2.0	<div></div>
Enlisted	96	±1	1	3	13	32	52	±3	83.0	±3.0	<div></div>
Officers	98	±1	1	2	6	33	58	±4	92.0	±2.0	<div></div>
USMCR	95	±5	2	2	15	35	46	±9	81.0	±9.0	<div></div>
USAFR	96	±1	1	2	8	36	52	±2	89.0	±1.0	<div></div>
Enlisted	96	±1	1	2	9	37	51	±2	88.0	±2.0	<div></div>
Officers	97	±1	0	2	5	35	58	±3	93.0	±2.0	<div></div>
MALES	96	±1	1	2	7	29	60	±1	89.0	±1.0	<div></div>
Enlisted	96	±1	1	2	8	29	59	±1	89.0	±1.0	<div></div>
E1-E4	95	±1	1	2	8	27	61	±2	88.0	±1.0	<div></div>
E5-E9	97	±1	1	2	7	31	58	±1	89.0	±1.0	<div></div>
Officers	97	±1	1	1	5	29	64	±1	93.0	±1.0	<div></div>
O1-O3	96	±1	1	2	5	30	62	±2	92.0	±1.0	<div></div>
O4-O6	98	±1	1	1	5	27	66	±2	94.0	±1.0	<div></div>
Reserve Unit	96	±1	1	2	7	29	60	±1	89.0	±1.0	<div></div>
AGR/FTS/AR	97	±1	1	3	8	31	57	±2	88.0	±1.0	<div></div>
IMA	97	±1	1	1	6	28	64	±3	93.0	±2.0	<div></div>
Non-Hispanic White	97	±1	1	2	7	29	61	±1	90.0	±1.0	<div></div>
Total Minority	95	±1	1	2	8	30	59	±2	89.0	±1.0	<div></div>
Experienced SH	93	±2	6	7	14	34	39	±4	72.0	±4.0	<div></div>
Experienced GD	90	±4	12	8	18	31	30	±6	61.0	±6.0	<div></div>
Not Experienced SH/GD	96	±1	1	2	7	29	61	±1	90.0	±1.0	<div></div>
Experienced SA	81	±9	16	6	14	26	37	±12	64.0	±13.0	<div></div>
Not Experienced SA	97	±1	1	2	7	29	60	±1	90.0	±1.0	<div></div>
National Guard	96	±1	1	2	7	29	61	±1	90.0	±1.0	<div></div>
ARNG	96	±1	1	2	7	29	61	±2	90.0	±1.0	<div></div>
Enlisted	96	±1	1	2	7	29	61	±2	89.0	±1.0	<div></div>
Officers	97	±1	1	1	5	31	63	±2	93.0	±1.0	<div></div>
ANG	97	±1	1	2	7	30	61	±2	91.0	±1.0	<div></div>
Enlisted	97	±1	1	2	7	30	60	±2	90.0	±1.0	<div></div>
Officers	98	±1	1	2	5	28	65	±2	93.0	±2.0	<div></div>
Reserve	96	±1	1	2	8	29	59	±1	88.0	±1.0	<div></div>
USAR	95	±1	2	2	8	30	57	±2	88.0	±2.0	<div></div>
Enlisted	95	±1	2	2	9	31	56	±2	87.0	±2.0	<div></div>
Officers	96	±1	1	2	6	30	61	±2	91.0	±2.0	<div></div>
USNR	97	±1	1	2	7	29	61	±2	90.0	±2.0	<div></div>
Enlisted	97	±1	1	2	8	30	59	±3	89.0	±2.0	<div></div>
Officers	98	±1	0	1	5	26	68	±3	94.0	±2.0	<div></div>
USMCR	96	±1	1	2	9	25	63	±3	88.0	±2.0	<div></div>
Enlisted	96	±1	2	2	9	25	62	±3	87.0	±2.0	<div></div>
Officers	96	±2	1	1	3	26	70	±3	96.0	±2.0	<div></div>
USAFR	96	±1	1	2	8	29	61	±2	89.0	±1.0	<div></div>
Enlisted	96	±1	1	2	8	29	59	±2	88.0	±2.0	<div></div>
Officers	97	±1	0	1	5	26	68	±3	94.0	±2.0	<div></div>

222. How much do you agree or disagree with the following statements about the work you do at your military workplace?**b. Your military work makes good use of your skills**1. Strongly disagree
4. Agree2. Disagree
5. Strongly agree

3. Neither agree nor disagree





































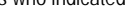



	Percent Responding		Percentages					Max ME	Percentage Reporting Agree		
			1	2	3	4	5				
TOTAL DOD	96	±1	3	6	12	31	48	±1	80.0	±1.0	
National Guard	96	±1	2	5	11	31	50	±1	82.0	±1.0	
ARNG	96	±1	2	5	11	31	50	±2	81.0	±1.0	
ANG	96	±1	2	5	10	33	50	±1	83.0	±1.0	
Reserve	95	±1	4	6	13	31	46	±1	77.0	±1.0	
USAR	95	±1	5	7	13	31	45	±2	76.0	±2.0	
USNR	97	±1	4	7	14	32	44	±2	76.0	±2.0	
USMCR	96	±1	3	6	14	26	51	±3	77.0	±2.0	
USAFR	96	±1	2	6	12	32	48	±2	80.0	±1.0	
Enlisted	96	±1	3	6	12	31	48	±1	79.0	±1.0	
E1-E4	95	±1	4	6	13	28	49	±2	77.0	±1.0	
E1-E3	95	±1	2	5	12	27	53	±2	80.0	±2.0	
E4	95	±1	4	7	14	28	47	±2	75.0	±2.0	
E5-E9	96	±1	3	6	11	33	47	±1	80.0	±1.0	
Officers	97	±1	2	5	9	34	50	±1	84.0	±1.0	
O1-O3	96	±1	3	6	10	34	47	±2	81.0	±2.0	
O4-O6	97	±1	2	4	8	33	53	±1	86.0	±1.0	
W1-W5	96	±1	2	3	8	35	52	±3	87.0	±2.0	
Reserve Unit	96	±1	3	6	12	31	48	±1	79.0	±1.0	
AGR/FTS/AR	96	±1	3	5	10	34	48	±2	82.0	±1.0	
IMA	97	±1	2	5	10	33	50	±3	83.0	±2.0	
Non-Hispanic White	96	±1	3	6	11	31	49	±1	80.0	±1.0	
Total Minority	95	±1	3	5	12	31	48	±1	79.0	±1.0	
FEMALES	95	±1	3	7	13	35	42	±1	77.0	±1.0	
Enlisted	95	±1	3	7	14	34	42	±1	76.0	±1.0	
E1-E4	94	±1	4	7	15	31	43	±2	75.0	±2.0	
E5-E9	95	±1	3	7	13	37	41	±1	78.0	±1.0	
Officers	97	±1	3	6	11	37	43	±2	80.0	±1.0	
O1-O3	96	±1	3	7	12	37	41	±2	78.0	±2.0	
O4-O6	98	±1	2	6	9	37	46	±2	83.0	±1.0	
Reserve Unit	95	±1	3	7	14	34	42	±1	76.0	±1.0	
AGR/FTS/AR	95	±1	3	6	12	37	42	±2	79.0	±1.0	
IMA	97	±1	2	6	9	36	46	±3	83.0	±3.0	
Non-Hispanic White	96	±1	3	7	13	35	42	±2	77.0	±1.0	
Total Minority	94	±1	4	6	14	34	42	±2	77.0	±2.0	
Experienced SH	93	±2	8	12	16	33	30	±3	63.0	±3.0	
Experienced GD	93	±2	11	15	17	32	25	±3	56.0	±3.0	
Not Experienced SH/GD	95	±1	2	5	12	35	46	±1	81.0	±1.0	
Experienced SA	89	±4	9	9	19	33	31	±6	64.0	±7.0	
Not Experienced SA	96	±1	3	7	13	34	43	±1	77.0	±1.0	

Note. Percent responding are Reserve component members who answered the question. *Percentage Reporting Agree* includes members who indicated "Agree" and "Strongly Agree."
























































222b. Continued	Percent Responding		Percentages					Max ME	Percentage Reporting Agree		
			1	2	3	4	5				
National Guard	95	±1	3	6	12	34	45	±2	79.0	±2.0	
ARNG	95	±1	3	6	12	34	45	±2	79.0	±2.0	
Enlisted	95	±1	3	6	13	33	45	±2	78.0	±2.0	
Officers	96	±1	3	5	11	37	44	±3	81.0	±2.0	
ANG	95	±1	2	6	12	35	45	±2	80.0	±2.0	
Enlisted	95	±1	2	6	13	35	44	±2	80.0	±2.0	
Officers	97	±1	3	7	8	36	47	±3	83.0	±2.0	
Reserve	95	±1	4	7	14	35	40	±2	75.0	±2.0	
USAR	94	±1	4	7	15	35	39	±2	74.0	±2.0	
Enlisted	93	±2	5	7	16	34	38	±3	72.0	±3.0	
Officers	96	±1	3	7	11	38	41	±3	79.0	±2.0	
USNR	96	±1	5	8	14	33	40	±3	73.0	±3.0	
Enlisted	96	±1	5	8	14	33	39	±3	72.0	±3.0	
Officers	98	±1	3	6	14	35	43	±3	77.0	±3.0	
USMCR	94	±5	3	6	15	39	37	±9	76.0	±9.0	
USAFR	96	±1	3	6	13	36	43	±2	78.0	±2.0	
Enlisted	95	±1	3	6	14	36	41	±2	77.0	±2.0	
Officers	97	±1	1	5	10	36	47	±3	83.0	±2.0	
MALES	96	±1	3	6	11	30	50	±1	80.0	±1.0	
Enlisted	96	±1	3	6	12	30	49	±1	79.0	±1.0	
E1-E4	95	±1	3	6	13	27	51	±2	78.0	±2.0	
E5-E9	96	±1	3	6	11	32	48	±1	81.0	±1.0	
Officers	96	±1	2	5	9	33	52	±1	85.0	±1.0	
O1-O3	96	±1	2	6	10	33	49	±2	82.0	±2.0	
O4-O6	97	±1	2	4	8	32	55	±2	87.0	±1.0	
Reserve Unit	96	±1	3	6	11	30	50	±1	80.0	±1.0	
AGR/FTS/AR	97	±1	3	5	9	33	49	±2	82.0	±2.0	
IMA	96	±1	2	5	10	31	52	±3	83.0	±3.0	
Non-Hispanic White	96	±1	3	6	11	30	50	±1	80.0	±1.0	
Total Minority	95	±1	3	5	12	30	50	±2	80.0	±1.0	
Experienced SH	93	±3	10	12	17	30	31	±4	61.0	±4.0	
Experienced GD	90	±4	18	15	18	26	23	±6	49.0	±6.0	
Not Experienced SH/GD	96	±1	3	5	11	30	51	±1	81.0	±1.0	
Experienced SA	82	±9	20	13	14	20	33	±12	53.0	±12.0	
Not Experienced SA	97	±1	3	6	11	30	50	±1	80.0	±1.0	
National Guard	96	±1	2	5	10	31	51	±1	82.0	±1.0	
ARNG	96	±1	2	5	11	30	51	±2	82.0	±1.0	
Enlisted	96	±1	3	5	11	30	51	±2	81.0	±2.0	
Officers	96	±1	2	5	8	32	53	±2	85.0	±2.0	
ANG	97	±1	2	5	10	32	51	±2	84.0	±1.0	
Enlisted	96	±1	2	5	10	32	51	±2	83.0	±1.0	
Officers	98	±1	1	5	8	32	55	±2	86.0	±2.0	
Reserve	96	±1	4	6	12	30	48	±1	78.0	±1.0	
USAR	95	±1	5	6	12	30	46	±2	77.0	±2.0	
Enlisted	95	±1	5	7	13	29	46	±2	75.0	±2.0	
Officers	96	±1	3	5	9	35	49	±2	83.0	±2.0	
USNR	97	±1	4	6	13	32	45	±2	76.0	±2.0	
Enlisted	96	±1	4	7	15	32	43	±3	74.0	±3.0	
Officers	97	±1	2	6	10	31	51	±3	82.0	±2.0	
USMCR	96	±1	3	6	14	25	52	±3	77.0	±2.0	
Enlisted	96	±1	3	6	15	24	51	±3	76.0	±3.0	
Officers	96	±2	2	4	8	30	56	±4	87.0	±3.0	
USAFR	96	±1	2	6	11	30	51	±2	81.0	±2.0	
Enlisted	96	±1	3	6	12	30	50	±2	80.0	±2.0	
Officers	97	±1	1	5	9	32	54	±3	86.0	±2.0	

222. How much do you agree or disagree with the following statements about the work you do at your military workplace?**c. You like the kind of military work you do**1. Strongly disagree
4. Agree2. Disagree
5. Strongly agree

3. Neither agree nor disagree

	Percent Responding		Percentages					Max ME	Percentage Reporting Agree		
			1	2	3	4	5				
TOTAL DOD	96	±1	2	4	12	30	53	±1	83.0	±1.0	
National Guard	96	±1	2	3	11	30	55	±1	84.0	±1.0	
ARNG	96	±1	2	3	11	29	54	±2	84.0	±1.0	
ANG	96	±1	1	3	10	31	55	±1	86.0	±1.0	
Reserve	95	±1	3	4	13	30	50	±1	81.0	±1.0	
USAR	95	±1	3	4	13	31	49	±2	80.0	±1.0	
USNR	96	±1	2	4	13	31	50	±2	81.0	±2.0	
USMCR	96	±1	3	5	14	27	51	±3	78.0	±2.0	
USAFR	96	±1	2	4	11	31	53	±2	83.0	±1.0	
Enlisted	95	±1	2	4	12	30	52	±1	82.0	±1.0	
E1-E4	95	±1	3	4	14	27	53	±2	80.0	±1.0	
E1-E3	95	±1	2	3	13	27	55	±2	82.0	±2.0	
E4	95	±1	3	4	14	27	51	±2	78.0	±2.0	
E5-E9	96	±1	2	4	11	32	52	±1	84.0	±1.0	
Officers	97	±1	1	3	9	32	55	±1	87.0	±1.0	
O1-O3	96	±1	2	4	10	33	52	±2	85.0	±1.0	
O4-O6	97	±1	1	2	8	32	57	±1	89.0	±1.0	
W1-W5	96	±1	1	2	6	31	60	±3	91.0	±2.0	
Reserve Unit	96	±1	2	4	12	30	53	±1	83.0	±1.0	
AGR/FTS/AR	96	±1	2	4	11	31	51	±2	83.0	±1.0	
IMA	96	±1	1	4	9	33	54	±3	87.0	±2.0	
Non-Hispanic White	96	±1	2	4	11	30	53	±1	83.0	±1.0	
Total Minority	95	±1	2	4	12	30	52	±1	82.0	±1.0	
FEMALES	95	±1	2	4	13	34	46	±1	80.0	±1.0	
Enlisted	94	±1	2	5	14	34	46	±2	79.0	±1.0	
E1-E4	94	±1	3	5	15	31	46	±2	77.0	±2.0	
E5-E9	95	±1	2	4	12	36	45	±1	82.0	±1.0	
Officers	97	±1	1	3	10	37	48	±2	85.0	±1.0	
O1-O3	96	±1	1	4	12	38	46	±2	83.0	±2.0	
O4-O6	98	±1	1	3	9	36	51	±2	87.0	±1.0	
Reserve Unit	95	±1	2	4	13	34	46	±1	80.0	±1.0	
AGR/FTS/AR	95	±1	2	4	13	34	47	±2	81.0	±1.0	
IMA	97	±1	1	4	9	35	51	±3	86.0	±2.0	
Non-Hispanic White	96	±1	2	5	13	34	46	±2	81.0	±1.0	
Total Minority	94	±1	2	4	13	34	46	±2	80.0	±2.0	
Experienced SH	93	±2	5	9	17	33	35	±3	69.0	±3.0	
Experienced GD	93	±2	7	10	18	34	31	±3	65.0	±3.0	
Not Experienced SH/GD	96	±1	1	3	12	34	49	±1	83.0	±1.0	
Experienced SA	89	±4	4	10	19	33	34	±6	67.0	±7.0	
Not Experienced SA	96	±1	2	4	13	34	47	±1	81.0	±1.0	

Note. Percent responding are Reserve component members who answered the question. *Percentage Reporting Agree* includes members who indicated "Agree" and "Strongly Agree."

222c. Continued	Percent Responding		Percentages					Max ME	Percentage Reporting Agree		
			1	2	3	4	5				
National Guard	95	±1	2	4	12	34	48	±2	81.0	±2.0	
ARNG	95	±1	2	5	12	33	48	±2	81.0	±2.0	
Enlisted	95	±1	2	5	13	32	48	±2	80.0	±2.0	
Officers	96	±1	1	3	10	37	49	±3	86.0	±2.0	
ANG	95	±1	1	4	12	35	48	±2	83.0	±1.0	
Enlisted	95	±1	1	4	13	35	47	±2	82.0	±2.0	
Officers	96	±1	1	4	8	36	51	±3	87.0	±2.0	
Reserve	95	±1	2	5	14	35	45	±2	79.0	±1.0	
USAR	94	±1	3	4	14	35	44	±2	79.0	±2.0	
Enlisted	93	±2	3	5	15	34	44	±3	78.0	±2.0	
Officers	96	±1	1	4	10	38	47	±3	85.0	±2.0	
USNR	96	±1	3	5	16	32	44	±3	76.0	±3.0	
Enlisted	96	±2	4	5	16	31	44	±3	75.0	±3.0	
Officers	98	±1	1	4	14	35	46	±4	81.0	±3.0	
USMCR	95	±5	3	5	15	43	34	±9	77.0	±9.0	
USAFR	96	±1	2	4	12	35	46	±2	82.0	±2.0	
Enlisted	95	±1	2	5	13	35	45	±2	80.0	±2.0	
Officers	97	±1	1	3	10	35	52	±3	87.0	±2.0	
MALES	96	±1	2	4	11	29	54	±1	83.0	±1.0	
Enlisted	96	±1	2	4	12	29	54	±1	82.0	±1.0	
E1-E4	95	±1	3	4	13	26	54	±2	80.0	±2.0	
E5-E9	96	±1	2	4	11	31	53	±1	84.0	±1.0	
Officers	97	±1	1	3	8	31	57	±1	88.0	±1.0	
O1-O3	96	±1	2	4	10	31	54	±2	85.0	±2.0	
O4-O6	97	±1	1	2	8	31	59	±2	89.0	±1.0	
Reserve Unit	96	±1	2	3	12	29	54	±1	83.0	±1.0	
AGR/FTS/AR	97	±1	3	4	10	30	52	±2	83.0	±2.0	
IMA	96	±1	1	4	9	32	55	±3	87.0	±2.0	
Non-Hispanic White	96	±1	2	4	11	29	55	±1	84.0	±1.0	
Total Minority	95	±1	2	3	12	29	54	±2	82.0	±1.0	
Experienced SH	93	±2	7	7	15	35	36	±4	71.0	±4.0	
Experienced GD	90	±4	13	7	19	29	32	±6	61.0	±6.0	
Not Experienced SH/GD	96	±1	2	3	11	29	55	±1	84.0	±1.0	
Experienced SA	81	±9	15	5	20	27	33	±13	60.0	±13.0	
Not Experienced SA	97	±1	2	4	11	29	54	±1	83.0	±1.0	
National Guard	96	±1	2	3	11	29	56	±1	85.0	±1.0	
ARNG	96	±1	2	3	11	29	56	±2	84.0	±1.0	
Enlisted	96	±1	2	3	11	28	55	±2	84.0	±2.0	
Officers	96	±1	1	3	8	31	57	±2	88.0	±2.0	
ANG	97	±1	1	3	10	30	57	±2	86.0	±1.0	
Enlisted	97	±1	1	3	10	30	56	±2	86.0	±1.0	
Officers	98	±1	1	2	8	29	60	±2	89.0	±2.0	
Reserve	95	±1	3	4	12	29	52	±1	81.0	±1.0	
USAR	95	±1	3	4	13	30	51	±2	80.0	±2.0	
Enlisted	94	±1	3	4	13	29	50	±2	79.0	±2.0	
Officers	96	±1	2	4	8	32	54	±2	86.0	±2.0	
USNR	96	±1	2	4	12	30	52	±2	82.0	±2.0	
Enlisted	96	±1	2	4	12	30	51	±3	81.0	±2.0	
Officers	97	±1	1	3	10	31	55	±3	86.0	±2.0	
USMCR	96	±1	3	5	14	26	52	±3	78.0	±2.0	
Enlisted	96	±1	3	5	15	26	51	±3	77.0	±3.0	
Officers	96	±2	1	3	7	29	60	±4	89.0	±3.0	
USAFR	96	±1	1	4	11	29	55	±2	84.0	±2.0	
Enlisted	96	±1	2	4	12	29	54	±2	83.0	±2.0	
Officers	97	±1	1	2	8	31	58	±3	89.0	±2.0	

222. How much do you agree or disagree with the following statements about the work you do at your military workplace?**d. Your military job gives you the chance to acquire valuable skills**1. Strongly disagree
4. Agree2. Disagree
5. Strongly agree

3. Neither agree nor disagree





































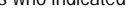



	Percent Responding		Percentages					Max ME	Percentage Reporting Agree		
			1	2	3	4	5				
TOTAL DOD	96	±1	2	4	11	30	53	±1	83.0	±1.0	
National Guard	96	±1	2	3	10	30	55	±1	85.0	±1.0	
ARNG	96	±1	2	4	10	30	55	±2	84.0	±1.0	
ANG	96	±1	1	3	9	32	55	±1	87.0	±1.0	
Reserve	95	±1	3	4	12	31	51	±1	81.0	±1.0	
USAR	95	±1	3	4	12	31	50	±2	81.0	±1.0	
USNR	97	±1	3	4	12	32	49	±2	80.0	±2.0	
USMCR	96	±1	3	5	14	27	51	±3	79.0	±2.0	
USAFR	96	±1	2	4	11	31	53	±2	84.0	±1.0	
Enlisted	96	±1	2	4	11	30	53	±1	83.0	±1.0	
E1-E4	95	±1	3	3	11	28	55	±2	83.0	±1.0	
E1-E3	95	±1	2	3	9	27	59	±2	86.0	±2.0	
E4	95	±1	3	4	12	28	52	±2	81.0	±2.0	
E5-E9	96	±1	2	4	11	32	51	±1	83.0	±1.0	
Officers	97	±1	1	3	9	32	54	±1	86.0	±1.0	
O1-O3	96	±1	2	4	9	33	53	±2	85.0	±1.0	
O4-O6	98	±1	1	3	9	32	55	±1	87.0	±1.0	
W1-W5	96	±1	1	2	8	31	58	±3	90.0	±2.0	
Reserve Unit	96	±1	2	4	11	30	53	±1	83.0	±1.0	
AGR/FTS/AR	96	±1	2	4	10	32	52	±2	84.0	±1.0	
IMA	97	±1	2	5	10	30	53	±3	84.0	±2.0	
Non-Hispanic White	96	±1	2	4	11	30	53	±1	83.0	±1.0	
Total Minority	95	±1	2	3	11	31	53	±1	84.0	±1.0	
FEMALES	95	±1	2	4	12	35	47	±1	82.0	±1.0	
Enlisted	95	±1	3	4	12	34	47	±1	81.0	±1.0	
E1-E4	94	±1	3	4	13	32	49	±2	81.0	±2.0	
E5-E9	95	±1	2	4	12	37	45	±1	81.0	±1.0	
Officers	97	±1	2	4	10	36	49	±2	85.0	±1.0	
O1-O3	96	±1	2	4	10	38	47	±2	85.0	±2.0	
O4-O6	98	±1	1	4	10	35	50	±2	85.0	±1.0	
Reserve Unit	95	±1	2	4	12	35	47	±1	82.0	±1.0	
AGR/FTS/AR	95	±1	2	4	12	36	46	±2	82.0	±1.0	
IMA	97	±1	1	4	12	33	50	±3	83.0	±3.0	
Non-Hispanic White	96	±1	2	5	12	35	47	±2	82.0	±1.0	
Total Minority	94	±1	3	4	12	34	47	±2	81.0	±2.0	
Experienced SH	93	±2	6	8	17	34	35	±3	69.0	±3.0	
Experienced GD	93	±2	8	10	19	33	29	±3	63.0	±3.0	
Not Experienced SH/GD	96	±1	2	3	10	35	50	±1	85.0	±1.0	
Experienced SA	89	±4	5	5	16	35	39	±7	74.0	±6.0	
Not Experienced SA	96	±1	2	4	12	35	47	±1	82.0	±1.0	

Note. Percent responding are Reserve component members who answered the question. *Percentage Reporting Agree* includes members who indicated "Agree" and "Strongly Agree."























































222d. Continued	Percent Responding		Percentages					Max ME	Percentage Reporting Agree		
			1	2	3	4	5				
National Guard	95	±1	2	4	11	34	49	±2	83.0	±1.0	<div></div>
ARNG	95	±1	2	4	11	34	49	±2	83.0	±2.0	<div></div>
Enlisted	95	±1	2	4	11	33	49	±2	82.0	±2.0	<div></div>
Officers	96	±1	1	3	9	37	50	±3	87.0	±2.0	<div></div>
ANG	95	±1	1	3	11	36	49	±2	85.0	±1.0	<div></div>
Enlisted	95	±1	1	3	11	37	48	±2	85.0	±1.0	<div></div>
Officers	96	±1	1	4	8	34	53	±3	87.0	±2.0	<div></div>
Reserve	95	±1	3	4	13	35	45	±2	80.0	±1.0	<div></div>
USAR	94	±1	3	4	13	35	45	±2	80.0	±2.0	<div></div>
Enlisted	93	±2	3	5	14	34	44	±3	78.0	±2.0	<div></div>
Officers	96	±1	2	3	10	38	46	±3	85.0	±2.0	<div></div>
USNR	96	±1	3	5	14	33	44	±3	77.0	±3.0	<div></div>
Enlisted	96	±1	3	6	14	33	43	±3	77.0	±3.0	<div></div>
Officers	98	±1	2	5	14	34	46	±4	80.0	±3.0	<div></div>
USMCR	94	±5	5	2	15	44	34	±9	78.0	±9.0	<div></div>
USAFR	96	±1	2	4	12	36	47	±2	82.0	±2.0	<div></div>
Enlisted	95	±1	2	4	13	36	46	±2	82.0	±2.0	<div></div>
Officers	98	±1	1	4	9	34	51	±3	86.0	±2.0	<div></div>
MALES	96	±1	2	4	10	29	54	±1	84.0	±1.0	<div></div>
Enlisted	96	±1	2	4	11	29	54	±1	83.0	±1.0	<div></div>
E1-E4	95	±1	3	3	11	27	57	±2	83.0	±2.0	<div></div>
E5-E9	96	±1	2	4	11	31	52	±1	83.0	±1.0	<div></div>
Officers	97	±1	1	3	9	31	56	±1	87.0	±1.0	<div></div>
O1-O3	96	±1	1	4	9	31	54	±2	86.0	±2.0	<div></div>
O4-O6	98	±1	1	3	9	31	56	±2	87.0	±1.0	<div></div>
Reserve Unit	96	±1	2	4	10	29	55	±1	84.0	±1.0	<div></div>
AGR/FTS/AR	97	±1	2	4	10	31	53	±2	84.0	±1.0	<div></div>
IMA	96	±1	2	5	9	30	55	±3	84.0	±3.0	<div></div>
Non-Hispanic White	96	±1	2	4	10	29	54	±1	83.0	±1.0	<div></div>
Total Minority	95	±1	2	3	10	30	55	±2	84.0	±1.0	<div></div>
Experienced SH	93	±2	8	8	16	33	35	±4	69.0	±4.0	<div></div>
Experienced GD	90	±4	14	11	17	29	28	±6	57.0	±6.0	<div></div>
Not Experienced SH/GD	96	±1	2	3	10	29	55	±1	85.0	±1.0	<div></div>
Experienced SA	82	±9	18	6	18	24	34	±13	58.0	±12.0	<div></div>
Not Experienced SA	97	±1	2	4	10	29	54	±1	84.0	±1.0	<div></div>
National Guard	96	±1	2	3	10	29	56	±1	85.0	±1.0	<div></div>
ARNG	96	±1	2	4	10	29	56	±2	85.0	±1.0	<div></div>
Enlisted	96	±1	2	4	10	29	56	±2	84.0	±1.0	<div></div>
Officers	96	±1	1	3	8	31	56	±2	88.0	±2.0	<div></div>
ANG	97	±1	1	3	9	31	57	±2	87.0	±1.0	<div></div>
Enlisted	96	±1	1	3	9	31	57	±2	87.0	±1.0	<div></div>
Officers	98	±1	1	2	8	30	59	±2	89.0	±2.0	<div></div>
Reserve	96	±1	3	4	11	29	52	±1	82.0	±1.0	<div></div>
USAR	95	±1	3	4	11	30	52	±2	82.0	±2.0	<div></div>
Enlisted	95	±1	3	4	12	29	52	±2	81.0	±2.0	<div></div>
Officers	96	±1	2	4	9	32	54	±2	85.0	±2.0	<div></div>
USNR	97	±1	3	4	12	31	50	±2	81.0	±2.0	<div></div>
Enlisted	96	±1	3	4	12	31	49	±3	80.0	±2.0	<div></div>
Officers	98	±1	1	4	11	30	54	±3	84.0	±2.0	<div></div>
USMCR	96	±1	3	5	13	27	52	±3	79.0	±2.0	<div></div>
Enlisted	96	±1	3	5	14	26	52	±3	78.0	±3.0	<div></div>
Officers	96	±2	1	3	8	31	56	±4	88.0	±3.0	<div></div>
USAFR	96	±1	2	4	10	29	56	±2	85.0	±2.0	<div></div>
Enlisted	96	±1	2	4	10	29	55	±2	84.0	±2.0	<div></div>
Officers	97	±1	1	3	9	30	58	±3	87.0	±2.0	<div></div>

222. How much do you agree or disagree with the following statements about the work you do at your military workplace?**e. You are satisfied with your military job as a whole**1. Strongly disagree
4. Agree2. Disagree
5. Strongly agree

3. Neither agree nor disagree

	Percent Responding		Percentages					Max ME	Percentage Reporting Agree		
			1	2	3	4	5				
TOTAL DOD	96	±1	3	5	12	32	49	±1	81.0	±1.0	
National Guard	96	±1	2	4	11	31	51	±1	82.0	±1.0	
ARNG	96	±1	2	5	11	31	51	±2	82.0	±1.0	
ANG	96	±1	2	4	10	33	51	±1	84.0	±1.0	
Reserve	95	±1	3	5	13	32	47	±1	79.0	±1.0	
USAR	95	±1	3	5	13	32	47	±2	79.0	±1.0	
USNR	97	±1	3	5	13	33	46	±2	79.0	±2.0	
USMCR	96	±1	3	5	15	29	49	±3	77.0	±2.0	
USAFR	96	±1	2	5	11	33	49	±2	82.0	±1.0	
Enlisted	96	±1	3	5	12	31	49	±1	80.0	±1.0	
E1-E4	95	±1	3	5	13	29	50	±2	78.0	±1.0	
E1-E3	95	±1	2	4	13	27	53	±2	81.0	±2.0	
E4	95	±1	4	6	14	30	47	±2	77.0	±2.0	
E5-E9	96	±1	2	5	11	33	48	±1	81.0	±1.0	
Officers	97	±1	2	4	9	34	52	±1	86.0	±1.0	
O1-O3	96	±1	2	4	10	35	48	±2	84.0	±1.0	
O4-O6	97	±1	1	3	8	33	55	±1	88.0	±1.0	
W1-W5	96	±1	1	3	7	35	54	±3	89.0	±2.0	
Reserve Unit	96	±1	3	5	12	32	49	±1	81.0	±1.0	
AGR/FTS/AR	96	±1	3	5	11	33	48	±2	82.0	±1.0	
IMA	96	±1	1	4	9	34	52	±3	86.0	±2.0	
Non-Hispanic White	96	±1	2	5	11	32	50	±1	82.0	±1.0	
Total Minority	95	±1	3	5	13	32	48	±1	80.0	±1.0	
FEMALES	95	±1	3	6	14	35	42	±1	77.0	±1.0	
Enlisted	95	±1	3	6	15	34	42	±1	76.0	±1.0	
E1-E4	94	±1	4	6	16	31	43	±2	74.0	±2.0	
E5-E9	95	±1	3	6	14	37	41	±1	77.0	±1.0	
Officers	97	±1	2	5	11	38	45	±2	83.0	±1.0	
O1-O3	96	±1	2	5	12	39	42	±2	81.0	±2.0	
O4-O6	98	±1	2	4	9	37	48	±2	85.0	±1.0	
Reserve Unit	95	±1	3	6	14	34	42	±1	77.0	±1.0	
AGR/FTS/AR	95	±1	3	6	14	36	42	±2	78.0	±1.0	
IMA	97	±1	1	5	10	37	47	±3	84.0	±3.0	
Non-Hispanic White	96	±1	3	6	14	35	43	±2	78.0	±1.0	
Total Minority	94	±1	3	6	15	34	42	±2	76.0	±2.0	
Experienced SH	93	±2	7	11	20	34	28	±3	62.0	±3.0	
Experienced GD	93	±2	11	15	20	31	22	±3	54.0	±3.0	
Not Experienced SH/GD	96	±1	2	4	13	35	46	±1	81.0	±1.0	
Experienced SA	89	±4	7	9	19	36	29	±7	65.0	±7.0	
Not Experienced SA	96	±1	3	6	14	35	43	±1	77.0	±1.0	

Note. Percent responding are Reserve component members who answered the question. *Percentage Reporting Agree* includes members who indicated "Agree" and "Strongly Agree."

222e. Continued	Percent Responding		Percentages					Max ME	Percentage Reporting Agree		
			1	2	3	4	5				
National Guard	95	±1	3	6	13	34	45	±2	78.0	±2.0	
ARNG	95	±1	3	6	14	33	45	±2	78.0	±2.0	
Enlisted	95	±1	3	6	14	32	45	±2	77.0	±2.0	
Officers	96	±1	2	5	11	37	44	±3	81.0	±2.0	
ANG	95	±1	2	5	12	36	44	±2	80.0	±1.0	
Enlisted	95	±1	2	6	13	36	44	±2	80.0	±2.0	
Officers	97	±1	3	4	10	35	48	±3	83.0	±2.0	
Reserve	95	±1	3	6	15	35	40	±2	76.0	±2.0	
USAR	94	±1	4	6	14	36	40	±2	76.0	±2.0	
Enlisted	94	±2	4	7	15	35	39	±3	74.0	±2.0	
Officers	96	±1	2	4	11	39	43	±3	82.0	±2.0	
USNR	96	±1	3	6	16	34	40	±3	74.0	±3.0	
Enlisted	96	±2	4	7	18	32	39	±3	71.0	±3.0	
Officers	98	±1	1	5	11	40	43	±4	83.0	±3.0	
USMCR	95	±5	3	5	21	41	31	±9	72.0	±9.0	
USAFR	96	±1	2	6	15	36	42	±2	77.0	±2.0	
Enlisted	95	±1	3	6	16	35	40	±2	75.0	±2.0	
Officers	97	±1	1	4	10	38	47	±3	85.0	±2.0	
MALES	96	±1	2	4	11	31	51	±1	82.0	±1.0	
Enlisted	96	±1	3	5	12	31	50	±1	81.0	±1.0	
E1-E4	95	±1	3	5	13	28	51	±2	79.0	±2.0	
E5-E9	96	±1	2	5	11	33	49	±1	82.0	±1.0	
Officers	97	±1	2	3	8	33	53	±1	87.0	±1.0	
O1-O3	96	±1	2	4	9	34	50	±2	84.0	±2.0	
O4-O6	97	±1	1	3	8	32	56	±2	88.0	±1.0	
Reserve Unit	96	±1	2	5	11	31	51	±1	82.0	±1.0	
AGR/FTS/AR	97	±1	3	4	10	33	50	±2	83.0	±2.0	
IMA	96	±1	1	3	9	32	54	±3	86.0	±2.0	
Non-Hispanic White	96	±1	2	5	11	31	51	±1	82.0	±1.0	
Total Minority	95	±1	3	4	12	31	50	±2	81.0	±1.0	
Experienced SH	93	±2	9	10	16	33	31	±4	64.0	±4.0	
Experienced GD	90	±4	15	14	21	28	21	±6	49.0	±6.0	
Not Experienced SH/GD	96	±1	2	4	11	31	52	±1	83.0	±1.0	
Experienced SA	81	±9	17	16	11	25	30	±12	55.0	±12.0	
Not Experienced SA	97	±1	2	4	11	31	51	±1	82.0	±1.0	
National Guard	96	±1	2	4	11	31	52	±1	83.0	±1.0	
ARNG	96	±1	2	4	11	31	52	±2	83.0	±1.0	
Enlisted	96	±1	2	5	11	30	52	±2	82.0	±2.0	
Officers	97	±1	1	3	9	34	53	±2	87.0	±2.0	
ANG	97	±1	2	4	10	32	53	±2	85.0	±1.0	
Enlisted	96	±1	2	4	10	33	52	±2	85.0	±1.0	
Officers	98	±1	1	4	8	31	56	±2	87.0	±2.0	
Reserve	96	±1	3	5	12	31	49	±1	80.0	±1.0	
USAR	95	±1	3	5	12	31	49	±2	79.0	±2.0	
Enlisted	95	±1	4	5	13	30	48	±2	78.0	±2.0	
Officers	96	±1	2	4	8	34	52	±2	86.0	±2.0	
USNR	97	±1	3	4	12	33	48	±2	81.0	±2.0	
Enlisted	96	±1	3	5	13	32	46	±3	79.0	±2.0	
Officers	98	±1	2	3	9	33	53	±3	86.0	±2.0	
USMCR	96	±1	3	5	14	28	49	±3	77.0	±2.0	
Enlisted	96	±1	3	6	15	27	49	±3	76.0	±3.0	
Officers	97	±2	1	2	7	34	56	±4	91.0	±3.0	
USAFR	96	±1	2	4	10	32	51	±2	84.0	±2.0	
Enlisted	96	±1	2	4	11	32	50	±2	83.0	±2.0	
Officers	97	±1	1	3	7	33	55	±3	89.0	±2.0	

222. Work Satisfaction Scale: constructed from Q222a-e. Work Satisfaction can be defined as a sense of pride in work, use of skills, work enjoyment, and the opportunity to acquire valuable skills.

	Percent Responding		Mean	Max ME	Work Satisfaction
TOTAL DOD	95	±1	4.3	±0.1	
National Guard	95	±1	4.3	±0.1	
ARNG	95	±1	4.3	±0.1	
ANG	95	±1	4.3	±0.1	
Reserve	94	±1	4.2	±0.1	
USAR	94	±1	4.2	±0.1	
USNR	95	±1	4.2	±0.1	
USMCR	96	±1	4.2	±0.1	
USAFR	95	±1	4.3	±0.1	
Enlisted	95	±1	4.3	±0.1	
E1-E4	94	±1	4.2	±0.1	
E1-E3	94	±1	4.3	±0.1	
E4	94	±1	4.2	±0.1	
E5-E9	95	±1	4.3	±0.1	
Officers	96	±1	4.4	±0.1	
O1-O3	95	±1	4.3	±0.1	
O4-O6	96	±1	4.4	±0.1	
W1-W5	95	±2	4.4	±0.1	
Reserve Unit	95	±1	4.3	±0.1	
AGR/FTS/AR	95	±1	4.3	±0.1	
IMA	95	±1	4.3	±0.1	
Non-Hispanic White	95	±1	4.3	±0.1	
Total Minority	94	±1	4.3	±0.1	
FEMALES	94	±1	4.2	±0.1	
Enlisted	93	±1	4.1	±0.1	
E1-E4	93	±1	4.1	±0.1	
E5-E9	94	±1	4.2	±0.1	
Officers	96	±1	4.3	±0.1	
O1-O3	95	±1	4.2	±0.1	
O4-O6	97	±1	4.3	±0.1	
Reserve Unit	94	±1	4.2	±0.1	
AGR/FTS/AR	94	±1	4.2	±0.1	
IMA	96	±2	4.3	±0.1	
Non-Hispanic White	95	±1	4.2	±0.1	
Total Minority	93	±1	4.2	±0.1	
Experienced SH	92	±2	3.8	±0.1	
Experienced GD	92	±2	3.6	±0.1	
Not Experienced SH/GD	95	±1	4.3	±0.1	
Experienced SA	88	±4	3.8	±0.2	
Not Experienced SA	95	±1	4.2	±0.1	

Note. Percent responding are Reserve component members who answered the question. The scale ranges from 1 to 5. Higher scores indicate higher levels of satisfaction with their work. The overall Cronbach's coefficient alpha = 0.94 (males = 0.94 and females = 0.94). Cronbach's coefficient alpha ranges in values from 0 to 1. Values of 0.70 or greater indicate high reliability, meaning the items are internally consistent.









































222. Continued	Percent Responding		Mean	Max ME	Work Satisfaction
National Guard	94	±1	4.2	±0.1	
ARNG	94	±1	4.2	±0.1	
Enlisted	94	±1	4.2	±0.1	
Officers	95	±1	4.3	±0.1	
ANG	94	±1	4.2	±0.1	
Enlisted	94	±1	4.2	±0.1	
Officers	96	±2	4.3	±0.1	
Reserve	94	±1	4.1	±0.1	
USAR	93	±1	4.1	±0.1	
Enlisted	92	±2	4.1	±0.1	
Officers	95	±1	4.2	±0.1	
USNR	95	±1	4.1	±0.1	
Enlisted	95	±2	4.1	±0.1	
Officers	97	±2	4.2	±0.1	
USMCR	94	±5	4.0	±0.2	
USAFR	95	±1	4.2	±0.1	
Enlisted	94	±1	4.2	±0.1	
Officers	96	±1	4.3	±0.1	
MALES	95	±1	4.3	±0.1	
Enlisted	95	±1	4.3	±0.1	
E1–E4	94	±1	4.3	±0.1	
E5–E9	95	±1	4.3	±0.1	
Officers	96	±1	4.4	±0.1	
O1–O3	95	±1	4.3	±0.1	
O4–O6	96	±1	4.4	±0.1	
Reserve Unit	95	±1	4.3	±0.1	
AGR/FTS/AR	96	±1	4.3	±0.1	
IMA	95	±2	4.4	±0.1	
Non-Hispanic White	95	±1	4.3	±0.1	
Total Minority	94	±1	4.3	±0.1	
Experienced SH	92	±3	3.8	±0.1	
Experienced GD	88	±4	3.4	±0.2	
Not Experienced SH/GD	95	±1	4.3	±0.1	
Experienced SA	81	±9	3.5	±0.4	
Not Experienced SA	96	±1	4.3	±0.1	
National Guard	95	±1	4.3	±0.1	
ARNG	95	±1	4.3	±0.1	
Enlisted	95	±1	4.3	±0.1	
Officers	95	±1	4.4	±0.1	
ANG	96	±1	4.4	±0.1	
Enlisted	95	±1	4.4	±0.1	
Officers	97	±1	4.4	±0.1	
Reserve	95	±1	4.2	±0.1	
USAR	94	±1	4.2	±0.1	
Enlisted	94	±1	4.2	±0.1	
Officers	95	±1	4.3	±0.1	
USNR	96	±1	4.2	±0.1	
Enlisted	95	±1	4.2	±0.1	
Officers	96	±1	4.4	±0.1	
USMCR	96	±1	4.2	±0.1	
Enlisted	96	±1	4.2	±0.1	
Officers	95	±2	4.5	±0.1	
USAFR	95	±1	4.3	±0.1	
Enlisted	95	±1	4.3	±0.1	
Officers	96	±1	4.4	±0.1	

223. Suppose that you have to decide whether to continue to participate in the National Guard/Reserve. Assuming you could stay, how likely is it you would choose to do so?

1. Very unlikely
4. Likely

2. Unlikely
5. Very likely

3. Neither likely nor unlikely

	Percent Responding		Percentages					Max ME	Percentage Reporting Likely		
			1	2	3	4	5				
TOTAL DOD	96	±1	5	6	11	23	55	±1	78.0	±1.0	
National Guard	96	±1	5	6	10	23	56	±1	79.0	±1.0	
ARNG	96	±1	6	6	11	23	54	±2	77.0	±1.0	
ANG	97	±1	3	4	8	23	63	±1	85.0	±1.0	
Reserve	96	±1	6	6	11	23	54	±1	77.0	±1.0	
USAR	95	±1	6	6	11	23	53	±2	76.0	±2.0	
USNR	97	±1	3	5	8	22	61	±2	84.0	±2.0	
USMCR	96	±1	13	11	19	21	35	±2	57.0	±3.0	
USAFR	96	±1	3	4	8	24	61	±2	84.0	±1.0	
Enlisted	96	±1	6	6	12	24	53	±1	76.0	±1.0	
E1-E4	95	±1	8	8	16	25	43	±2	68.0	±2.0	
E1-E3	94	±1	9	7	16	27	41	±2	68.0	±2.0	
E4	95	±1	8	8	15	24	44	±2	68.0	±2.0	
E5-E9	96	±1	4	5	8	22	61	±1	83.0	±1.0	
Officers	97	±1	2	4	6	21	67	±1	88.0	±1.0	
O1-O3	96	±1	3	4	8	23	61	±2	85.0	±1.0	
O4-O6	98	±1	2	3	4	19	72	±1	91.0	±1.0	
W1-W5	96	±1	2	4	4	21	68	±3	89.0	±2.0	
Reserve Unit	96	±1	6	6	11	24	53	±1	77.0	±1.0	
AGR/FTS/AR	97	±1	4	4	7	20	66	±1	86.0	±1.0	
IMA	97	±1	1	3	4	22	71	±2	92.0	±2.0	
Non-Hispanic White	96	±1	5	6	10	22	57	±1	79.0	±1.0	
Total Minority	95	±1	6	6	12	24	52	±1	76.0	±1.0	
FEMALES	95	±1	6	7	12	26	50	±1	76.0	±1.0	
Enlisted	95	±1	7	7	13	26	48	±1	74.0	±1.0	
E1-E4	94	±1	9	8	16	26	41	±2	67.0	±2.0	
E5-E9	96	±1	5	6	10	26	55	±1	80.0	±1.0	
Officers	97	±1	3	5	7	24	61	±2	85.0	±1.0	
O1-O3	96	±1	4	6	9	25	56	±2	82.0	±2.0	
O4-O6	98	±1	2	4	6	22	66	±2	88.0	±1.0	
Reserve Unit	95	±1	6	7	12	26	49	±1	74.0	±1.0	
AGR/FTS/AR	95	±1	4	5	9	24	57	±2	82.0	±1.0	
IMA	97	±1	2	3	4	20	71	±3	91.0	±2.0	
Non-Hispanic White	96	±1	6	7	11	24	52	±2	77.0	±2.0	
Total Minority	94	±1	7	6	13	27	48	±2	74.0	±2.0	
Experienced SH	93	±2	13	11	15	26	35	±3	61.0	±3.0	
Experienced GD	93	±2	17	11	16	25	31	±3	56.0	±3.0	
Not Experienced SH/GD	96	±1	4	6	11	26	54	±1	79.0	±1.0	
Experienced SA	89	±4	11	11	14	26	37	±6	64.0	±7.0	
Not Experienced SA	96	±1	6	6	12	26	50	±1	76.0	±1.0	

Note. Percent responding are Reserve component members who answered the question. *Percentage Reporting Likely* includes members who indicated "Likely" and "Very Likely."

223. Continued	Percent Responding		Percentages					Max ME	Percentage Reporting Likely		
			1	2	3	4	5				
National Guard	95	±1	6	7	12	26	50	±2	76.0	±2.0	<div></div>
ARNG	95	±1	7	7	13	26	47	±2	73.0	±2.0	<div></div>
Enlisted	95	±1	7	8	14	26	45	±2	72.0	±2.0	<div></div>
Officers	96	±1	4	7	7	25	57	±3	82.0	±2.0	<div></div>
ANG	95	±1	3	4	9	25	59	±2	84.0	±1.0	<div></div>
Enlisted	95	±1	3	5	10	25	57	±2	83.0	±2.0	<div></div>
Officers	97	±1	3	3	7	21	66	±3	87.0	±2.0	<div></div>
Reserve	95	±1	7	6	11	25	50	±2	75.0	±2.0	<div></div>
USAR	94	±1	8	7	12	25	47	±2	72.0	±2.0	<div></div>
Enlisted	94	±2	10	8	14	25	44	±3	69.0	±3.0	<div></div>
Officers	97	±1	4	5	8	26	57	±3	83.0	±2.0	<div></div>
USNR	96	±1	5	6	11	24	54	±3	78.0	±3.0	<div></div>
Enlisted	96	±1	5	7	12	24	51	±3	75.0	±3.0	<div></div>
Officers	98	±1	2	4	8	24	63	±3	86.0	±3.0	<div></div>
USMCR	95	±5	11	9	13	30	37	±9	67.0	±10.0	<div></div>
USAFR	96	±1	3	5	9	26	58	±2	83.0	±2.0	<div></div>
Enlisted	95	±1	3	5	10	27	55	±2	81.0	±2.0	<div></div>
Officers	97	±1	1	3	5	21	69	±3	90.0	±2.0	<div></div>
MALES	96	±1	5	6	10	23	56	±1	79.0	±1.0	<div></div>
Enlisted	96	±1	6	6	11	23	54	±1	77.0	±1.0	<div></div>
E1-E4	95	±1	8	8	15	25	44	±2	68.0	±2.0	<div></div>
E5-E9	97	±1	4	5	8	21	62	±1	84.0	±1.0	<div></div>
Officers	97	±1	2	3	6	20	68	±1	89.0	±1.0	<div></div>
O1-O3	96	±1	3	4	8	22	63	±2	85.0	±2.0	<div></div>
O4-O6	98	±1	1	3	4	18	74	±2	92.0	±1.0	<div></div>
Reserve Unit	96	±1	6	6	11	23	55	±1	78.0	±1.0	<div></div>
AGR/FTS/AR	97	±1	3	3	7	18	68	±2	87.0	±1.0	<div></div>
IMA	97	±1	1	3	3	22	71	±3	93.0	±2.0	<div></div>
Non-Hispanic White	97	±1	5	6	10	22	57	±1	80.0	±1.0	<div></div>
Total Minority	95	±1	5	6	12	23	53	±2	77.0	±2.0	<div></div>
Experienced SH	93	±3	13	11	16	24	35	±4	60.0	±5.0	<div></div>
Experienced GD	91	±4	18	14	14	27	27	±6	54.0	±6.0	<div></div>
Not Experienced SH/GD	96	±1	5	5	10	22	57	±1	80.0	±1.0	<div></div>
Experienced SA	82	±9	25	14	16	11	34	±13	45.0	±12.0	<div></div>
Not Experienced SA	97	±1	5	6	10	23	56	±1	79.0	±1.0	<div></div>
National Guard	96	±1	5	5	10	23	57	±1	80.0	±1.0	<div></div>
ARNG	96	±1	6	6	11	23	55	±2	78.0	±2.0	<div></div>
Enlisted	96	±1	6	6	11	23	53	±2	77.0	±2.0	<div></div>
Officers	97	±1	3	4	7	21	66	±2	87.0	±2.0	<div></div>
ANG	97	±1	3	4	8	22	64	±2	86.0	±1.0	<div></div>
Enlisted	97	±1	3	4	8	23	62	±2	85.0	±2.0	<div></div>
Officers	98	±1	2	3	5	19	72	±2	91.0	±2.0	<div></div>
Reserve	96	±1	6	6	11	23	55	±1	77.0	±1.0	<div></div>
USAR	95	±1	6	6	11	23	54	±2	77.0	±2.0	<div></div>
Enlisted	95	±1	7	7	12	23	51	±2	75.0	±2.0	<div></div>
Officers	96	±1	3	4	5	20	68	±2	88.0	±2.0	<div></div>
USNR	97	±1	3	4	8	22	63	±2	85.0	±2.0	<div></div>
Enlisted	96	±1	4	5	9	23	60	±3	83.0	±2.0	<div></div>
Officers	98	±1	1	2	4	20	73	±3	92.0	±2.0	<div></div>
USMCR	96	±1	13	11	20	21	35	±2	56.0	±3.0	<div></div>
Enlisted	96	±1	14	12	22	21	31	±3	52.0	±3.0	<div></div>
Officers	97	±2	1	3	5	22	70	±4	91.0	±3.0	<div></div>
USAFR	96	±1	3	4	8	23	62	±2	85.0	±2.0	<div></div>
Enlisted	96	±1	4	4	9	24	59	±2	83.0	±2.0	<div></div>
Officers	97	±1	1	3	4	21	70	±3	92.0	±2.0	<div></div>

224. In general, would you say your health is...

1. Poor?

2. Fair?

3. Good?

4. Very good?

5. Excellent?

	Percent Responding		Percentages					Max ME
			1	2	3	4	5	
TOTAL DOD	96	±1	1	3	19	43	34	±1
National Guard	96	±1	1	3	20	44	33	±1
ARNG	96	±1	1	3	20	44	32	±2
ANG	97	±1	0	2	17	45	36	±1
Reserve	96	±1	1	3	18	43	35	±1
USAR	95	±1	1	4	20	43	31	±2
USNR	97	±1	0	2	16	44	37	±2
USMCR	96	±1	1	3	17	37	43	±3
USAFR	96	±1	0	2	16	43	39	±2
Enlisted	96	±1	1	3	21	43	32	±1
E1-E4	95	±1	1	3	20	41	35	±2
E1-E3	94	±1	1	3	20	40	37	±2
E4	95	±1	1	4	20	41	35	±2
E5-E9	96	±1	1	3	21	46	29	±1
Officers	97	±1	0	1	12	43	43	±1
O1-O3	96	±1	0	1	12	43	44	±2
O4-O6	98	±1	0	1	12	42	45	±1
W1-W5	96	±1	0	2	15	50	33	±3
Reserve Unit	96	±1	1	3	19	43	34	±1
AGR/FTS/AR	97	±1	1	3	20	46	30	±2
IMA	97	±1	0	1	13	41	44	±3
Non-Hispanic White	96	±1	0	3	19	45	34	±1
Total Minority	95	±1	1	4	20	42	34	±1
FEMALES	95	±1	1	4	21	44	30	±1
Enlisted	95	±1	1	4	23	44	28	±1
E1-E4	94	±1	1	5	23	42	30	±2
E5-E9	96	±1	1	4	23	46	26	±1
Officers	97	±1	0	2	12	44	42	±2
O1-O3	96	±1	0	1	11	44	42	±2
O4-O6	98	±1	0	2	13	42	44	±2
Reserve Unit	95	±1	1	4	21	44	31	±1
AGR/FTS/AR	95	±1	1	4	23	47	25	±2
IMA	97	±2	0	2	14	42	41	±3
Non-Hispanic White	96	±1	0	3	19	46	33	±2
Total Minority	94	±1	1	5	23	43	28	±2
Experienced SH	93	±2	1	6	23	43	26	±3
Experienced GD	93	±2	2	7	25	41	25	±3
Not Experienced SH/GD	96	±1	0	3	20	45	31	±1
Experienced SA	89	±4	2	10	26	40	23	±7
Not Experienced SA	96	±1	1	4	21	44	30	±1
























































Note. Percent responding are Reserve component members who answered the question.

224. Continued	Percent Responding		Percentages					Max ME
			1	2	3	4	5	
National Guard	95	±1	1	4	21	44	30	±2
ARNG	95	±1	1	5	22	44	29	±2
Enlisted	95	±1	1	5	23	44	27	±2
Officers	96	±1	0	2	13	46	39	±3
ANG	95	±1	0	2	18	46	34	±2
Enlisted	95	±1	0	2	20	46	32	±2
Officers	97	±1	0	1	10	42	46	±3
Reserve	95	±1	1	4	21	44	30	±2
USAR	94	±1	1	5	24	43	27	±2
Enlisted	94	±2	1	6	27	42	25	±3
Officers	97	±1	0	2	15	44	38	±3
USNR	97	±1	0	3	16	45	36	±3
Enlisted	96	±1	0	4	18	46	32	±3
Officers	98	±1	0	1	10	39	50	±4
USMCR	95	±5	0	4	26	42	28	±9
USAFR	96	±1	0	2	17	47	34	±2
Enlisted	95	±1	0	2	19	48	31	±2
Officers	97	±1	0	1	10	42	48	±3
MALES	96	±1	1	3	19	43	35	±1
Enlisted	96	±1	1	3	20	43	33	±1
E1-E4	95	±1	1	3	19	40	37	±2
E5-E9	97	±1	1	3	21	46	29	±1
Officers	97	±1	0	1	12	43	44	±1
O1-O3	96	±1	0	1	12	43	44	±2
O4-O6	98	±1	0	1	12	41	45	±2
Reserve Unit	96	±1	1	3	19	43	35	±1
AGR/FTS/AR	97	±1	1	3	20	46	31	±2
IMA	97	±1	0	1	13	41	45	±3
Non-Hispanic White	97	±1	0	3	19	44	34	±1
Total Minority	95	±1	1	3	19	41	36	±2
Experienced SH	93	±3	3	7	25	39	27	±4
Experienced GD	91	±4	6	8	26	35	25	±6
Not Experienced SH/GD	96	±1	1	3	18	44	35	±1
Experienced SA	82	±9	9	5	30	28	27	±13
Not Experienced SA	97	±1	1	3	19	43	35	±1
National Guard	96	±1	1	3	19	44	33	±1
ARNG	96	±1	1	3	20	44	33	±2
Enlisted	96	±1	1	3	21	43	31	±2
Officers	97	±1	0	1	13	45	40	±2
ANG	97	±1	0	2	17	45	36	±2
Enlisted	97	±1	0	2	18	45	34	±2
Officers	98	±1	0	1	11	42	46	±3
Reserve	96	±1	1	3	18	42	36	±1
USAR	95	±1	1	4	19	44	32	±2
Enlisted	95	±1	1	4	21	43	31	±2
Officers	96	±1	0	2	13	45	40	±2
USNR	97	±1	0	2	16	44	38	±2
Enlisted	97	±1	1	2	19	45	34	±3
Officers	98	±1	0	1	9	41	49	±3
USMCR	96	±1	1	3	16	37	43	±3
Enlisted	96	±1	1	3	17	37	42	±3
Officers	96	±2	0	2	7	33	57	±4
USAFR	96	±1	0	2	16	42	40	±2
Enlisted	96	±1	0	2	17	43	37	±2
Officers	97	±1	0	1	9	37	53	±3

225. Experienced a Potentially Traumatic Event: Sometimes things happen to people that are unusually or especially frightening, horrible, or traumatic. For example, a serious accident or fire, physical or sexual assault or abuse, earthquake or flood, war, seeing someone be killed or seriously injured, or having a loved one die through homicide or suicide. Have you ever experienced this kind of event?









































	Percent Responding		Percentages	Max ME	Percentage Reporting Yes
			Yes		
TOTAL DOD	96	±1	46	±1	
National Guard	96	±1	47	±1	
ARNG	96	±1	50	±1	
ANG	96	±1	39	±1	
Reserve	95	±1	46	±1	
USAR	95	±1	49	±2	
USNR	97	±1	45	±2	
USMCR	96	±1	39	±2	
USAFR	96	±1	41	±2	
Enlisted	96	±1	46	±1	
E1-E4	95	±1	36	±2	
E1-E3	94	±1	30	±2	
E4	95	±1	39	±2	
E5-E9	96	±1	54	±1	
Officers	97	±1	50	±1	
O1-O3	96	±1	45	±2	
O4-O6	98	±1	53	±1	
W1-W5	96	±1	59	±3	
Reserve Unit	96	±1	45	±1	
AGR/FTS/AR	96	±1	57	±2	
IMA	96	±1	52	±3	
Non-Hispanic White	96	±1	48	±1	
Total Minority	95	±1	43	±1	
FEMALES	95	±1	50	±1	
Enlisted	95	±1	50	±1	
E1-E4	94	±1	45	±2	
E5-E9	95	±1	56	±1	
Officers	97	±1	51	±2	
O1-O3	96	±1	49	±2	
O4-O6	98	±1	52	±2	
Reserve Unit	95	±1	50	±1	
AGR/FTS/AR	95	±1	56	±2	
IMA	97	±2	52	±3	
Non-Hispanic White	96	±1	53	±2	
Total Minority	94	±1	48	±2	
Experienced SH	93	±2	63	±3	
Experienced GD	93	±2	69	±3	
Not Experienced SH/GD	95	±1	47	±1	
Experienced SA	89	±4	65	±7	
Not Experienced SA	96	±1	50	±1	

Note. Percent responding are Reserve component members who answered the question.
























































225. Continued	Percent Responding		Percentages	Max ME	Percentage Reporting Yes
			Yes		
National Guard	95	±1	50	±2	
ARNG	95	±1	51	±2	
Enlisted	95	±1	51	±2	
Officers	96	±1	55	±3	
ANG	95	±1	46	±2	
Enlisted	95	±1	46	±2	
Officers	97	±1	48	±3	
Reserve	95	±1	51	±2	
USAR	94	±1	53	±2	
Enlisted	94	±2	53	±3	
Officers	97	±1	51	±3	
USNR	96	±1	51	±3	
Enlisted	96	±2	51	±3	
Officers	98	±1	51	±4	
USMCR	95	±5	47	±9	
USAFR	96	±1	46	±2	
Enlisted	95	±1	46	±2	
Officers	97	±1	46	±3	
MALES	96	±1	46	±1	
Enlisted	96	±1	45	±1	
E1-E4	95	±1	33	±2	
E5-E9	96	±1	54	±1	
Officers	97	±1	50	±1	
O1-O3	96	±1	44	±2	
O4-O6	98	±1	54	±2	
Reserve Unit	96	±1	44	±1	
AGR/FTS/AR	97	±1	57	±2	
IMA	96	±1	52	±3	
Non-Hispanic White	96	±1	48	±1	
Total Minority	95	±1	42	±2	
Experienced SH	92	±3	56	±5	
Experienced GD	91	±4	69	±6	
Not Experienced SH/GD	96	±1	45	±1	
Experienced SA	82	±9	62	±12	
Not Experienced SA	97	±1	46	±1	
National Guard	96	±1	46	±1	
ARNG	96	±1	49	±2	
Enlisted	96	±1	48	±2	
Officers	96	±1	55	±2	
ANG	97	±1	37	±2	
Enlisted	97	±1	36	±2	
Officers	98	±1	40	±2	
Reserve	96	±1	44	±1	
USAR	95	±1	48	±2	
Enlisted	95	±1	47	±2	
Officers	96	±1	53	±2	
USNR	97	±1	44	±2	
Enlisted	96	±1	44	±3	
Officers	98	±1	45	±3	
USMCR	96	±1	39	±3	
Enlisted	96	±1	36	±3	
Officers	97	±2	59	±4	
USAFR	96	±1	39	±2	
Enlisted	96	±1	38	±2	
Officers	97	±1	40	±3	

226. In the past month, have you...

a. Had nightmares about the event(s) or thought about the event(s) when you did not want to?









































	Percent Responding		Percentages	Max ME	Percentage Reporting Yes
			Yes		
TOTAL DOD	44	±1	27	±1	
National Guard	45	±1	26	±1	
ARNG	47	±1	28	±2	
ANG	37	±1	18	±2	
Reserve	43	±1	28	±1	
USAR	46	±2	31	±2	
USNR	44	±2	26	±2	
USMCR	37	±2	29	±3	
USAFR	39	±2	19	±2	
Enlisted	43	±1	28	±1	
E1-E4	34	±2	27	±2	
E1-E3	28	±2	25	±4	
E4	37	±2	28	±3	
E5-E9	52	±1	29	±1	
Officers	49	±1	21	±1	
O1-O3	44	±2	21	±2	
O4-O6	52	±1	21	±2	
W1-W5	57	±3	23	±3	
Reserve Unit	43	±1	27	±1	
AGR/FTS/AR	54	±2	27	±2	
IMA	50	±2	23	±3	
Non-Hispanic White	46	±1	25	±1	
Total Minority	41	±1	30	±2	
FEMALES	47	±1	33	±2	
Enlisted	47	±1	34	±2	
E1-E4	42	±2	35	±3	
E5-E9	53	±1	34	±2	
Officers	49	±2	26	±2	
O1-O3	47	±2	26	±3	
O4-O6	50	±2	24	±2	
Reserve Unit	47	±1	33	±2	
AGR/FTS/AR	53	±2	32	±2	
IMA	50	±3	23	±4	
Non-Hispanic White	50	±2	32	±2	
Total Minority	44	±2	34	±2	
Experienced SH	58	±3	49	±3	
Experienced GD	63	±3	49	±3	
Not Experienced SH/GD	45	±1	28	±2	
Experienced SA	57	±6	55	±7	
Not Experienced SA	48	±1	32	±2	

Note. Percent responding are Reserve component members who answered the question and who experienced a traumatic event (Q225).
























































226a. Continued	Percent Responding		Percentages	Max ME	Percentage Reporting Yes
			Yes		
National Guard	47	±2	33	±2	
ARNG	48	±2	36	±3	
Enlisted	48	±2	37	±3	
Officers	53	±3	26	±3	
ANG	43	±2	24	±2	
Enlisted	43	±2	24	±2	
Officers	46	±3	20	±4	
Reserve	48	±2	33	±2	
USAR	49	±2	37	±3	
Enlisted	49	±3	39	±3	
Officers	49	±3	28	±3	
USNR	49	±3	33	±4	
Enlisted	48	±3	34	±4	
Officers	50	±3	30	±4	
USMCR	45	±9	39	±13	
USAFR	44	±2	24	±2	
Enlisted	44	±2	25	±3	
Officers	44	±3	20	±3	
MALES	43	±1	26	±1	
Enlisted	43	±1	27	±1	
E1-E4	32	±2	24	±3	
E5-E9	52	±1	28	±1	
Officers	48	±1	20	±2	
O1-O3	43	±2	20	±2	
O4-O6	52	±2	21	±2	
Reserve Unit	42	±1	26	±1	
AGR/FTS/AR	55	±2	26	±2	
IMA	50	±3	22	±4	
Non-Hispanic White	46	±1	24	±1	
Total Minority	39	±2	29	±2	
Experienced SH	51	±4	50	±6	
Experienced GD	62	±6	53	±7	
Not Experienced SH/GD	43	±1	24	±1	
Experienced SA	50	±11	62	±15	
Not Experienced SA	44	±1	25	±1	
National Guard	44	±1	25	±2	
ARNG	47	±2	27	±2	
Enlisted	46	±2	28	±2	
Officers	53	±2	21	±2	
ANG	36	±2	17	±2	
Enlisted	35	±2	17	±2	
Officers	39	±2	16	±3	
Reserve	42	±1	27	±2	
USAR	45	±2	30	±2	
Enlisted	44	±2	31	±3	
Officers	51	±2	23	±3	
USNR	42	±2	24	±3	
Enlisted	42	±3	26	±3	
Officers	44	±3	18	±3	
USMCR	37	±2	28	±4	
Enlisted	35	±3	28	±4	
Officers	56	±4	25	±4	
USAFR	37	±2	17	±2	
Enlisted	37	±2	18	±3	
Officers	39	±3	14	±3	

226. In the past month, have you...

- b. Tried hard not to think about the event(s) or went out of your way to avoid situations that reminded you of the event(s)?









































	Percent Responding		Percentages	Max ME	Percentage Reporting Yes
			Yes		
TOTAL DOD	44	±1	29	±1	
National Guard	45	±1	29	±2	
ARNG	47	±1	31	±2	
ANG	37	±1	21	±2	
Reserve	43	±1	30	±1	
USAR	46	±2	33	±2	
USNR	44	±2	28	±2	
USMCR	37	±2	30	±4	
USAFR	39	±2	23	±2	
Enlisted	43	±1	31	±1	
E1-E4	34	±2	31	±2	
E1-E3	28	±2	30	±4	
E4	37	±2	32	±3	
E5-E9	52	±1	31	±1	
Officers	49	±1	23	±1	
O1-O3	44	±2	23	±2	
O4-O6	52	±1	22	±2	
W1-W5	57	±3	25	±3	
Reserve Unit	43	±1	29	±1	
AGR/FTS/AR	55	±2	30	±2	
IMA	50	±2	23	±3	
Non-Hispanic White	46	±1	27	±1	
Total Minority	41	±1	34	±2	
FEMALES	47	±1	39	±2	
Enlisted	47	±1	41	±2	
E1-E4	42	±2	43	±3	
E5-E9	53	±1	39	±2	
Officers	49	±2	30	±2	
O1-O3	47	±2	32	±3	
O4-O6	50	±2	28	±2	
Reserve Unit	47	±1	39	±2	
AGR/FTS/AR	53	±2	39	±2	
IMA	50	±3	27	±4	
Non-Hispanic White	50	±2	37	±2	
Total Minority	44	±2	42	±2	
Experienced SH	58	±3	57	±3	
Experienced GD	63	±3	57	±3	
Not Experienced SH/GD	45	±1	34	±2	
Experienced SA	57	±6	65	±7	
Not Experienced SA	47	±1	38	±2	

Note. Percent responding are Reserve component members who answered the question and who experienced a traumatic event (Q225).























































226b. Continued	Percent Responding		Percentages	Max ME	Percentage Reporting Yes
			Yes		
National Guard	47	±2	39	±2	
ARNG	48	±2	42	±3	
Enlisted	48	±2	43	±3	
Officers	53	±3	31	±3	
ANG	43	±2	30	±2	
Enlisted	43	±2	31	±2	
Officers	46	±3	25	±4	
Reserve	48	±2	39	±2	
USAR	49	±2	42	±3	
Enlisted	49	±3	45	±3	
Officers	49	±3	33	±3	
USNR	49	±3	40	±4	
Enlisted	49	±3	42	±4	
Officers	50	±3	33	±5	
USMCR	45	±9	46	±13	
USAFR	44	±2	31	±3	
Enlisted	44	±2	32	±3	
Officers	44	±3	24	±3	
MALES	43	±1	27	±1	
Enlisted	43	±1	28	±1	
E1-E4	32	±2	27	±3	
E5-E9	52	±1	29	±1	
Officers	48	±1	21	±2	
O1-O3	43	±2	21	±2	
O4-O6	52	±2	21	±2	
Reserve Unit	42	±1	27	±1	
AGR/FTS/AR	55	±2	28	±2	
IMA	50	±3	22	±4	
Non-Hispanic White	46	±1	25	±1	
Total Minority	40	±2	31	±2	
Experienced SH	51	±4	55	±6	
Experienced GD	63	±6	59	±7	
Not Experienced SH/GD	43	±1	25	±1	
Experienced SA	51	±11	61	±15	
Not Experienced SA	44	±1	27	±1	
National Guard	44	±1	27	±2	
ARNG	47	±2	29	±2	
Enlisted	46	±2	30	±2	
Officers	53	±2	24	±2	
ANG	36	±2	19	±2	
Enlisted	35	±2	19	±2	
Officers	39	±2	15	±3	
Reserve	42	±1	27	±2	
USAR	45	±2	30	±2	
Enlisted	44	±2	31	±3	
Officers	51	±2	22	±3	
USNR	42	±2	24	±3	
Enlisted	42	±3	27	±3	
Officers	44	±3	17	±3	
USMCR	37	±2	29	±4	
Enlisted	34	±3	30	±4	
Officers	56	±4	24	±4	
USAFR	37	±2	20	±2	
Enlisted	37	±2	21	±3	
Officers	39	±3	15	±3	

226. In the past month, have you...

c. Been constantly on guard, watchful, or easily startled?









































	Percent Responding		Percentages	Max ME	Percentage Reporting Yes
			Yes		
TOTAL DOD	44	±1	30	±1	
National Guard	45	±1	30	±2	
ARNG	47	±1	33	±2	
ANG	37	±1	18	±2	
Reserve	43	±1	29	±1	
USAR	46	±2	32	±2	
USNR	44	±2	26	±2	
USMCR	37	±2	30	±3	
USAFR	39	±2	19	±2	
Enlisted	43	±1	31	±1	
E1-E4	34	±2	28	±2	
E1-E3	28	±2	25	±4	
E4	37	±2	30	±3	
E5-E9	52	±1	33	±1	
Officers	49	±1	22	±1	
O1-O3	44	±2	22	±2	
O4-O6	52	±1	21	±2	
W1-W5	57	±3	26	±3	
Reserve Unit	43	±1	30	±1	
AGR/FTS/AR	54	±2	30	±2	
IMA	50	±2	23	±3	
Non-Hispanic White	46	±1	29	±1	
Total Minority	41	±1	32	±2	
FEMALES	47	±1	31	±2	
Enlisted	47	±1	32	±2	
E1-E4	42	±2	31	±3	
E5-E9	53	±1	34	±2	
Officers	49	±2	24	±2	
O1-O3	47	±2	25	±3	
O4-O6	50	±2	23	±2	
Reserve Unit	47	±1	31	±2	
AGR/FTS/AR	53	±2	33	±2	
IMA	50	±3	23	±4	
Non-Hispanic White	50	±2	30	±2	
Total Minority	44	±2	33	±2	
Experienced SH	58	±3	48	±3	
Experienced GD	63	±3	49	±3	
Not Experienced SH/GD	45	±1	26	±2	
Experienced SA	57	±6	54	±7	
Not Experienced SA	47	±1	30	±2	

Note. Percent responding are Reserve component members who answered the question and who experienced a traumatic event (Q225).























































226c. Continued	Percent Responding		Percentages	Max ME	Percentage Reporting Yes
			Yes		
National Guard	47	±2	30	±2	
ARNG	48	±2	34	±3	
Enlisted	48	±2	35	±3	
Officers	53	±3	27	±3	
ANG	43	±2	21	±2	
Enlisted	43	±2	21	±2	
Officers	46	±3	17	±3	
Reserve	48	±2	31	±2	
USAR	49	±2	35	±3	
Enlisted	49	±3	37	±3	
Officers	49	±3	28	±3	
USNR	49	±3	30	±3	
Enlisted	48	±3	32	±4	
Officers	50	±3	24	±4	
USMCR	45	±9	36	±13	
USAFR	44	±2	23	±2	
Enlisted	44	±2	24	±3	
Officers	44	±3	17	±3	
MALES	43	±1	29	±1	
Enlisted	42	±1	31	±2	
E1-E4	32	±2	27	±3	
E5-E9	52	±1	33	±1	
Officers	48	±1	22	±2	
O1-O3	43	±2	21	±2	
O4-O6	52	±2	21	±2	
Reserve Unit	42	±1	29	±1	
AGR/FTS/AR	55	±2	30	±2	
IMA	50	±3	22	±4	
Non-Hispanic White	46	±1	28	±2	
Total Minority	39	±2	32	±2	
Experienced SH	51	±4	54	±6	
Experienced GD	62	±6	61	±7	
Not Experienced SH/GD	43	±1	28	±1	
Experienced SA	50	±11	53	±15	
Not Experienced SA	44	±1	29	±1	
National Guard	44	±1	30	±2	
ARNG	47	±2	33	±2	
Enlisted	46	±2	35	±2	
Officers	53	±2	25	±2	
ANG	36	±2	17	±2	
Enlisted	35	±2	18	±2	
Officers	39	±2	13	±3	
Reserve	42	±1	28	±2	
USAR	45	±2	32	±2	
Enlisted	44	±2	34	±3	
Officers	51	±2	23	±3	
USNR	42	±2	25	±3	
Enlisted	42	±3	29	±3	
Officers	44	±3	16	±3	
USMCR	37	±2	30	±4	
Enlisted	35	±3	30	±4	
Officers	56	±4	26	±4	
USAFR	37	±2	18	±2	
Enlisted	37	±2	19	±3	
Officers	39	±3	14	±3	

226. In the past month, have you...

d. Felt numb or detached from people, activities, or your surroundings?









































	Percent Responding		Percentages	Max ME	Percentage Reporting Yes
			Yes		
TOTAL DOD	44	±1	29	±1	
National Guard	45	±1	29	±2	
ARNG	47	±1	31	±2	
ANG	37	±1	18	±2	
Reserve	43	±1	29	±1	
USAR	46	±2	31	±2	
USNR	44	±2	28	±2	
USMCR	37	±2	31	±4	
USAFR	39	±2	19	±2	
Enlisted	43	±1	30	±1	
E1-E4	34	±2	29	±2	
E1-E3	28	±2	28	±4	
E4	37	±2	30	±3	
E5-E9	52	±1	31	±1	
Officers	48	±1	22	±1	
O1-O3	43	±2	23	±2	
O4-O6	52	±1	21	±2	
W1-W5	57	±3	24	±3	
Reserve Unit	43	±1	29	±1	
AGR/FTS/AR	54	±2	29	±2	
IMA	50	±2	21	±3	
Non-Hispanic White	46	±1	28	±1	
Total Minority	41	±1	30	±2	
FEMALES	47	±1	31	±2	
Enlisted	47	±1	32	±2	
E1-E4	41	±2	33	±3	
E5-E9	53	±1	32	±2	
Officers	49	±2	25	±2	
O1-O3	47	±2	26	±3	
O4-O6	50	±2	23	±2	
Reserve Unit	47	±1	31	±2	
AGR/FTS/AR	53	±2	31	±2	
IMA	49	±3	22	±4	
Non-Hispanic White	50	±2	31	±2	
Total Minority	44	±2	31	±2	
Experienced SH	58	±3	50	±3	
Experienced GD	63	±3	51	±3	
Not Experienced SH/GD	45	±1	25	±2	
Experienced SA	57	±6	61	±7	
Not Experienced SA	47	±1	30	±2	

Note. Percent responding are Reserve component members who answered the question and who experienced a traumatic event (Q225).
























































226d. Continued	Percent Responding		Percentages	Max ME	Percentage Reporting Yes
			Yes		
National Guard	47	±2	31	±2	
ARNG	48	±2	34	±3	
Enlisted	48	±2	35	±3	
Officers	53	±3	28	±3	
ANG	43	±2	21	±2	
Enlisted	43	±2	21	±2	
Officers	46	±3	19	±3	
Reserve	48	±2	31	±2	
USAR	49	±2	34	±3	
Enlisted	49	±3	36	±3	
Officers	49	±3	26	±3	
USNR	49	±3	33	±3	
Enlisted	48	±3	35	±4	
Officers	50	±3	26	±4	
USMCR	44	±9	47	±13	
USAFR	44	±2	21	±2	
Enlisted	44	±2	21	±3	
Officers	44	±3	20	±3	
MALES	43	±1	28	±1	
Enlisted	42	±1	30	±1	
E1-E4	32	±2	28	±3	
E5-E9	52	±1	30	±1	
Officers	48	±1	22	±2	
O1-O3	42	±2	22	±2	
O4-O6	52	±2	21	±2	
Reserve Unit	42	±1	28	±1	
AGR/FTS/AR	55	±2	29	±2	
IMA	50	±3	21	±4	
Non-Hispanic White	46	±1	28	±2	
Total Minority	39	±2	29	±2	
Experienced SH	51	±4	55	±6	
Experienced GD	62	±6	57	±7	
Not Experienced SH/GD	43	±1	26	±1	
Experienced SA	50	±11	63	±16	
Not Experienced SA	44	±1	28	±1	
National Guard	44	±1	28	±2	
ARNG	47	±2	31	±2	
Enlisted	46	±2	32	±2	
Officers	53	±2	24	±2	
ANG	36	±2	17	±2	
Enlisted	35	±2	18	±2	
Officers	39	±2	14	±3	
Reserve	42	±1	28	±2	
USAR	45	±2	30	±2	
Enlisted	44	±2	32	±3	
Officers	51	±2	23	±3	
USNR	42	±2	27	±3	
Enlisted	42	±3	29	±3	
Officers	44	±3	20	±3	
USMCR	37	±2	31	±4	
Enlisted	34	±3	31	±4	
Officers	56	±4	26	±4	
USAFR	37	±2	19	±2	
Enlisted	37	±2	20	±3	
Officers	38	±3	13	±3	

226. In the past month, have you...

- e. Felt guilty or unable to stop blaming yourself or others for the event(s) or any problems the event(s) may have caused?

	Percent Responding		Percentages	Max ME	Percentage Reporting Yes
			Yes		
TOTAL DOD	44	±1	17	±1	
National Guard	45	±1	16	±1	
ARNG	47	±1	18	±2	
ANG	37	±1	11	±1	
Reserve	43	±1	17	±1	
USAR	46	±2	19	±2	
USNR	43	±2	16	±2	
USMCR	37	±2	18	±3	
USAFR	39	±2	12	±2	
Enlisted	43	±1	18	±1	
E1-E4	34	±2	18	±2	
E1-E3	28	±2	17	±3	
E4	37	±2	19	±2	
E5-E9	52	±1	17	±1	
Officers	48	±1	13	±1	
O1-O3	43	±2	15	±2	
O4-O6	52	±1	12	±1	
W1-W5	57	±3	14	±3	
Reserve Unit	43	±1	17	±1	
AGR/FTS/AR	54	±2	16	±2	
IMA	50	±2	11	±2	
Non-Hispanic White	46	±1	15	±1	
Total Minority	41	±1	19	±2	
FEMALES	47	±1	23	±2	
Enlisted	47	±1	24	±2	
E1-E4	42	±2	26	±3	
E5-E9	53	±1	23	±2	
Officers	49	±2	18	±2	
O1-O3	47	±2	20	±2	
O4-O6	50	±2	16	±2	
Reserve Unit	47	±1	24	±2	
AGR/FTS/AR	53	±2	22	±2	
IMA	49	±3	17	±4	
Non-Hispanic White	50	±2	23	±2	
Total Minority	44	±2	23	±2	
Experienced SH	58	±3	39	±3	
Experienced GD	63	±3	39	±3	
Not Experienced SH/GD	45	±1	19	±2	
Experienced SA	57	±6	54	±7	
Not Experienced SA	47	±1	22	±2	

Note. Percent responding are Reserve component members who answered the question and who experienced a traumatic event (Q225).

226e. Continued	Percent Responding		Percentages	Max ME	Percentage Reporting Yes
			Yes		
National Guard	47	±2	23	±2	
ARNG	48	±2	26	±2	
Enlisted	48	±2	26	±3	
Officers	53	±3	21	±3	
ANG	43	±2	16	±2	
Enlisted	43	±2	16	±2	
Officers	46	±3	13	±3	
Reserve	48	±2	24	±2	
USAR	49	±2	27	±3	
Enlisted	49	±3	29	±3	
Officers	49	±3	20	±3	
USNR	48	±3	20	±3	
Enlisted	48	±3	21	±4	
Officers	49	±3	18	±4	
USMCR	45	±9	23	±13	
USAFR	44	±2	17	±2	
Enlisted	44	±2	17	±3	
Officers	44	±3	15	±3	
MALES	43	±1	15	±1	
Enlisted	42	±1	16	±1	
E1–E4	32	±2	16	±2	
E5–E9	52	±1	16	±1	
Officers	48	±1	12	±1	
O1–O3	42	±2	13	±2	
O4–O6	52	±2	11	±2	
Reserve Unit	42	±1	15	±1	
AGR/FTS/AR	55	±2	14	±2	
IMA	50	±3	9	±3	
Non-Hispanic White	46	±1	14	±1	
Total Minority	39	±2	18	±2	
Experienced SH	51	±4	34	±5	
Experienced GD	61	±6	34	±7	
Not Experienced SH/GD	43	±1	14	±1	
Experienced SA	50	±11	49	±15	
Not Experienced SA	44	±1	15	±1	
National Guard	44	±1	15	±1	
ARNG	47	±2	16	±2	
Enlisted	46	±2	17	±2	
Officers	53	±2	13	±2	
ANG	35	±2	10	±2	
Enlisted	35	±2	10	±2	
Officers	39	±2	9	±2	
Reserve	42	±1	15	±1	
USAR	45	±2	17	±2	
Enlisted	44	±2	18	±2	
Officers	51	±2	13	±2	
USNR	42	±2	15	±2	
Enlisted	41	±3	16	±3	
Officers	43	±3	12	±3	
USMCR	36	±2	17	±3	
Enlisted	34	±3	18	±4	
Officers	56	±4	16	±4	
USAFR	37	±2	10	±2	
Enlisted	37	±2	11	±2	
Officers	39	±3	6	±3	

226. Posttraumatic Stress Disorder (PTSD) Score: constructed from Q226a-e. PTSD is a type of trauma and stress-related disorder that can be triggered by experiencing or witnessing a traumatic event that causes fear, helplessness, or horror and is characterized by persistent frightening thoughts and memories, emotional detachment or numbness, sleep problems, and a tendency to be easily startled.

	Percent Responding		Percentages	Max ME	Percentage PTSD
			Score		
TOTAL DOD	95	±1	22	±1	
National Guard	96	±1	23	±1	
ARNG	96	±1	25	±1	
ANG	96	±1	14	±1	
Reserve	95	±1	22	±1	
USAR	94	±1	25	±1	
USNR	96	±1	22	±2	
USMCR	96	±1	20	±2	
USAFR	96	±1	15	±1	
Enlisted	95	±1	23	±1	
E1-E4	95	±1	18	±1	
E1-E3	94	±1	14	±2	
E4	95	±1	20	±2	
E5-E9	96	±1	28	±1	
Officers	96	±1	20	±1	
O1-O3	96	±1	19	±1	
O4-O6	97	±1	21	±1	
W1-W5	96	±1	25	±3	
Reserve Unit	95	±1	22	±1	
AGR/FTS/AR	96	±1	28	±1	
IMA	96	±1	21	±2	
Non-Hispanic White	96	±1	23	±1	
Total Minority	94	±1	22	±1	
FEMALES	95	±1	28	±1	
Enlisted	94	±1	29	±1	
E1-E4	93	±1	26	±2	
E5-E9	95	±1	32	±1	
Officers	96	±1	24	±1	
O1-O3	96	±1	23	±2	
O4-O6	97	±1	23	±2	
Reserve Unit	94	±1	28	±1	
AGR/FTS/AR	95	±1	32	±1	
IMA	96	±2	22	±3	
Non-Hispanic White	96	±1	29	±2	
Total Minority	94	±1	27	±2	
Experienced SH	93	±2	47	±3	
Experienced GD	93	±2	51	±3	
Not Experienced SH/GD	95	±1	23	±1	
Experienced SA	89	±4	54	±7	
Not Experienced SA	95	±1	27	±1	

Note. Percent responding are Reserve component members who answered the question. The scale ranges from 0 to 100. The overall Cronbach's coefficient alpha = 0.87 (males = 0.87 and females = 0.87). Cronbach's coefficient alpha ranges in values from 0 to 1. Values of 0.70 or greater indicate high reliability, meaning the items are internally consistent.

226. Continued	Percent Responding		Percentages	Max ME	Percentage PTSD
			Score		
National Guard	95	±1	27	±2	
ARNG	95	±1	30	±2	
Enlisted	94	±1	30	±2	
Officers	96	±1	28	±2	
ANG	95	±1	20	±2	
Enlisted	94	±1	20	±2	
Officers	96	±1	18	±2	
Reserve	94	±1	29	±2	
USAR	94	±1	32	±2	
Enlisted	93	±2	33	±3	
Officers	96	±1	25	±2	
USNR	96	±1	29	±3	
Enlisted	95	±2	30	±3	
Officers	98	±1	24	±3	
USMCR	95	±5	30	±9	
USAFR	95	±1	21	±2	
Enlisted	95	±1	22	±2	
Officers	97	±1	17	±2	
MALES	96	±1	21	±1	
Enlisted	95	±1	22	±1	
E1-E4	95	±1	16	±2	
E5-E9	96	±1	27	±1	
Officers	97	±1	19	±1	
O1-O3	96	±1	17	±2	
O4-O6	97	±1	20	±1	
Reserve Unit	96	±1	21	±1	
AGR/FTS/AR	97	±1	27	±2	
IMA	96	±1	21	±3	
Non-Hispanic White	96	±1	21	±1	
Total Minority	95	±1	21	±1	
Experienced SH	92	±3	42	±4	
Experienced GD	90	±4	54	±6	
Not Experienced SH/GD	96	±1	20	±1	
Experienced SA	82	±9	48	±12	
Not Experienced SA	96	±1	21	±1	
National Guard	96	±1	22	±1	
ARNG	96	±1	25	±1	
Enlisted	96	±1	25	±2	
Officers	96	±1	23	±2	
ANG	97	±1	12	±1	
Enlisted	96	±1	12	±1	
Officers	98	±1	11	±2	
Reserve	95	±1	21	±1	
USAR	95	±1	24	±2	
Enlisted	94	±1	24	±2	
Officers	96	±1	22	±2	
USNR	96	±1	20	±2	
Enlisted	96	±1	21	±2	
Officers	98	±1	16	±2	
USMCR	96	±1	20	±2	
Enlisted	96	±1	19	±2	
Officers	96	±2	26	±3	
USAFR	96	±1	13	±1	
Enlisted	96	±1	14	±2	
Officers	97	±1	11	±2	

227. Over the last two weeks, how often have you been bothered by any of the following problems?

a. Little interest or pleasure in doing things

1. Not at all
























































2. Several days

3. More than half the days

4. Nearly every day

	Percent Responding		Percentages				Max ME	Percentage Reporting Experienced		
			1	2	3	4				
TOTAL DOD	95	±1	81	14	3	2	±1	19.0	±1.0	
National Guard	95	±1	82	14	3	2	±1	18.0	±1.0	
ARNG	95	±1	79	15	3	2	±1	21.0	±1.0	
ANG	96	±1	89	9	1	1	±1	11.0	±1.0	
Reserve	94	±1	80	14	3	2	±1	20.0	±1.0	
USAR	94	±1	78	16	4	2	±1	22.0	±1.0	
USNR	96	±1	79	16	4	2	±2	21.0	±2.0	
USMCR	95	±1	78	16	4	2	±2	22.0	±2.0	
USAFR	95	±1	89	8	1	1	±1	11.0	±1.0	
Enlisted	94	±1	80	15	3	2	±1	20.0	±1.0	
E1-E4	93	±1	81	14	3	2	±1	19.0	±1.0	
E1-E3	93	±2	81	14	3	3	±2	19.0	±2.0	
E4	94	±1	81	14	3	2	±2	19.0	±2.0	
E5-E9	95	±1	80	15	3	2	±1	20.0	±1.0	
Officers	96	±1	86	12	2	1	±1	14.0	±1.0	
O1-O3	95	±1	85	12	2	1	±1	15.0	±1.0	
O4-O6	97	±1	86	11	2	1	±1	14.0	±1.0	
W1-W5	95	±1	85	12	3	1	±2	15.0	±2.0	
Reserve Unit	95	±1	81	14	3	2	±1	19.0	±1.0	
AGR/FTS/AR	96	±1	79	16	4	2	±1	21.0	±1.0	
IMA	96	±1	86	11	2	1	±2	14.0	±2.0	
Non-Hispanic White	96	±1	82	14	3	1	±1	18.0	±1.0	
Total Minority	93	±1	79	15	4	2	±1	21.0	±1.0	
FEMALES	94	±1	79	16	3	2	±1	21.0	±1.0	
Enlisted	93	±1	78	16	3	2	±1	22.0	±1.0	
E1-E4	92	±1	78	16	3	2	±2	22.0	±2.0	
E5-E9	94	±1	78	17	3	2	±1	22.0	±1.0	
Officers	96	±1	84	13	2	1	±1	16.0	±1.0	
O1-O3	95	±1	84	14	2	1	±2	16.0	±2.0	
O4-O6	97	±1	86	12	2	1	±1	14.0	±1.0	
Reserve Unit	94	±1	79	16	3	2	±1	21.0	±1.0	
AGR/FTS/AR	94	±1	76	18	4	2	±1	24.0	±1.0	
IMA	96	±2	87	12	1	1	±3	13.0	±3.0	
Non-Hispanic White	95	±1	81	15	3	1	±1	19.0	±1.0	
Total Minority	92	±1	77	17	3	2	±2	23.0	±2.0	
Experienced SH	91	±2	65	25	6	5	±3	35.0	±3.0	
Experienced GD	92	±2	62	26	7	5	±3	38.0	±3.0	
Not Experienced SH/GD	95	±1	83	14	2	1	±1	17.0	±1.0	
Experienced SA	86	±4	55	27	9	9	±7	45.0	±7.0	
Not Experienced SA	95	±1	80	16	3	2	±1	20.0	±1.0	

Note. Percent responding are Reserve component members who answered the question. *Percentage Reporting Experienced* includes members who indicated "Several days", "More than half the days" and "Nearly every day."

227a. Continued	Percent Responding		Percentages				Max ME	Percentage Reporting Experienced		
			1	2	3	4				
National Guard	94	±1	80	15	2	2	±2	20.0	±2.0	
ARNG	94	±1	77	17	3	3	±2	23.0	±2.0	
Enlisted	94	±1	77	17	3	3	±2	23.0	±2.0	
Officers	95	±1	83	14	2	1	±2	17.0	±2.0	
ANG	94	±1	87	10	2	1	±1	13.0	±1.0	
Enlisted	94	±1	87	11	2	1	±1	13.0	±1.0	
Officers	96	±1	89	9	1	1	±2	11.0	±2.0	
Reserve	94	±1	78	17	4	2	±2	22.0	±2.0	
USAR	93	±1	76	19	4	2	±2	24.0	±2.0	
Enlisted	92	±2	74	19	5	2	±2	26.0	±2.0	
Officers	96	±1	82	15	2	1	±2	18.0	±2.0	
USNR	95	±1	75	19	4	2	±3	25.0	±3.0	
Enlisted	95	±2	73	21	4	2	±3	27.0	±3.0	
Officers	98	±1	82	15	2	1	±3	18.0	±3.0	
USMCR	94	±5	73	18	8	2	±9	27.0	±9.0	
USAFR	95	±1	88	10	2	1	±2	12.0	±2.0	
Enlisted	94	±1	87	10	2	1	±2	13.0	±2.0	
Officers	97	±1	90	8	1	0	±2	10.0	±2.0	
MALES	95	±1	82	14	3	2	±1	18.0	±1.0	
Enlisted	95	±1	81	14	3	2	±1	19.0	±1.0	
E1-E4	94	±1	82	13	3	2	±2	18.0	±2.0	
E5-E9	96	±1	80	15	4	2	±1	20.0	±1.0	
Officers	96	±1	86	11	2	1	±1	14.0	±1.0	
O1-O3	95	±1	85	12	2	1	±2	15.0	±2.0	
O4-O6	97	±1	87	11	2	1	±1	13.0	±1.0	
Reserve Unit	95	±1	82	14	3	2	±1	18.0	±1.0	
AGR/FTS/AR	96	±1	80	15	4	2	±2	20.0	±2.0	
IMA	96	±1	86	11	2	1	±2	14.0	±2.0	
Non-Hispanic White	96	±1	82	14	3	1	±1	18.0	±1.0	
Total Minority	94	±1	80	14	4	2	±1	20.0	±1.0	
Experienced SH	91	±3	62	25	7	6	±4	38.0	±4.0	
Experienced GD	89	±4	54	27	10	9	±6	46.0	±6.0	
Not Experienced SH/GD	95	±1	83	13	3	2	±1	17.0	±1.0	
Experienced SA	79	±10	51	27	7	15	±12	49.0	±12.0	
Not Experienced SA	96	±1	82	14	3	2	±1	18.0	±1.0	
National Guard	95	±1	82	14	3	2	±1	18.0	±1.0	
ARNG	95	±1	80	15	3	2	±1	20.0	±1.0	
Enlisted	95	±1	79	16	3	2	±2	21.0	±2.0	
Officers	96	±1	84	13	2	1	±2	16.0	±2.0	
ANG	96	±1	90	9	1	1	±1	10.0	±1.0	
Enlisted	96	±1	89	9	1	1	±1	11.0	±1.0	
Officers	98	±1	91	7	2	1	±2	9.0	±2.0	
Reserve	95	±1	81	14	3	2	±1	19.0	±1.0	
USAR	94	±1	79	15	4	2	±2	21.0	±2.0	
Enlisted	94	±1	78	15	4	3	±2	22.0	±2.0	
Officers	95	±1	84	13	2	1	±2	16.0	±2.0	
USNR	96	±1	80	15	4	1	±2	20.0	±2.0	
Enlisted	95	±1	78	17	4	2	±2	22.0	±2.0	
Officers	97	±1	86	12	2	1	±2	14.0	±2.0	
USMCR	95	±1	78	16	3	2	±2	22.0	±2.0	
Enlisted	95	±1	77	16	4	3	±3	23.0	±3.0	
Officers	96	±2	83	14	3	1	±3	17.0	±3.0	
USAFR	95	±1	90	8	1	1	±1	10.0	±1.0	
Enlisted	95	±1	89	8	1	1	±2	11.0	±2.0	
Officers	96	±1	92	7	1	1	±2	8.0	±2.0	

227. Over the last two weeks, how often have you been bothered by any of the following problems?

b. Feeling down, depressed, or hopeless

1. Not at all
























































2. Several days

3. More than half the days

4. Nearly every day

	Percent Responding		Percentages				Max ME	Percentage Reporting Experienced		
			1	2	3	4				
TOTAL DOD	94	±1	82	14	3	2	±1	18.0	±1.0	
National Guard	94	±1	82	13	2	2	±1	18.0	±1.0	
ARNG	94	±1	80	15	3	2	±1	20.0	±1.0	
ANG	95	±1	89	9	1	1	±1	11.0	±1.0	
Reserve	94	±1	81	14	3	2	±1	19.0	±1.0	
USAR	93	±1	79	15	4	2	±1	21.0	±1.0	
USNR	95	±1	79	16	3	2	±2	21.0	±2.0	
USMCR	95	±1	80	14	4	2	±2	20.0	±2.0	
USAFR	94	±1	89	9	1	1	±1	11.0	±1.0	
Enlisted	94	±1	81	14	3	2	±1	19.0	±1.0	
E1-E4	93	±1	82	13	3	2	±1	18.0	±1.0	
E1-E3	92	±2	83	12	2	2	±2	17.0	±2.0	
E4	93	±1	82	14	3	2	±2	18.0	±2.0	
E5-E9	94	±1	80	15	3	2	±1	20.0	±1.0	
Officers	95	±1	85	12	2	1	±1	15.0	±1.0	
O1-O3	95	±1	85	12	2	1	±1	15.0	±1.0	
O4-O6	96	±1	86	12	2	1	±1	14.0	±1.0	
W1-W5	95	±2	86	11	2	1	±2	14.0	±2.0	
Reserve Unit	94	±1	82	14	3	2	±1	18.0	±1.0	
AGR/FTS/AR	95	±1	80	15	3	2	±1	20.0	±1.0	
IMA	95	±1	86	11	2	1	±2	14.0	±2.0	
Non-Hispanic White	95	±1	83	13	2	1	±1	17.0	±1.0	
Total Minority	93	±1	81	14	3	2	±1	19.0	±1.0	
FEMALES	93	±1	78	17	3	2	±1	22.0	±1.0	
Enlisted	93	±1	77	17	4	2	±1	23.0	±1.0	
E1-E4	92	±1	77	17	4	2	±2	23.0	±2.0	
E5-E9	93	±1	77	18	4	2	±1	23.0	±1.0	
Officers	95	±1	83	15	2	1	±1	17.0	±1.0	
O1-O3	95	±1	82	15	2	1	±2	18.0	±2.0	
O4-O6	96	±1	84	14	2	1	±1	16.0	±1.0	
Reserve Unit	93	±1	78	17	3	2	±1	22.0	±1.0	
AGR/FTS/AR	93	±1	76	18	4	2	±1	24.0	±1.0	
IMA	95	±2	85	13	1	1	±3	15.0	±3.0	
Non-Hispanic White	94	±1	79	17	3	1	±1	21.0	±1.0	
Total Minority	92	±1	77	17	3	3	±2	23.0	±2.0	
Experienced SH	90	±2	62	26	7	5	±3	38.0	±3.0	
Experienced GD	90	±2	60	28	7	5	±3	40.0	±3.0	
Not Experienced SH/GD	94	±1	82	15	2	1	±1	18.0	±1.0	
Experienced SA	85	±4	52	28	10	10	±7	48.0	±7.0	
Not Experienced SA	94	±1	78	17	3	2	±1	22.0	±1.0	

Note. Percent responding are Reserve component members who answered the question. *Percentage Reporting Experienced* includes members who indicated "Several days", "More than half the days" and "Nearly every day."

227b. Continued	Percent Responding		Percentages				Max ME	Percentage Reporting Experienced		
			1	2	3	4				
National Guard	93	±1	78	16	3	2	±2	22.0	±2.0	
ARNG	93	±1	76	18	3	3	±2	24.0	±2.0	
Enlisted	93	±1	75	19	4	3	±2	25.0	±2.0	
Officers	95	±1	81	16	2	1	±2	19.0	±2.0	
ANG	94	±1	86	11	2	1	±1	14.0	±1.0	
Enlisted	93	±1	85	11	2	1	±2	15.0	±2.0	
Officers	95	±2	87	11	1	1	±2	13.0	±2.0	
Reserve	93	±1	77	18	3	2	±2	23.0	±2.0	
USAR	92	±1	75	19	4	2	±2	25.0	±2.0	
Enlisted	91	±2	73	20	5	2	±2	27.0	±2.0	
Officers	95	±1	81	15	2	1	±2	19.0	±2.0	
USNR	94	±1	73	20	4	2	±3	27.0	±3.0	
Enlisted	94	±2	72	21	5	3	±3	28.0	±3.0	
Officers	97	±2	79	18	2	1	±3	21.0	±3.0	
USMCR	92	±5	69	24	3	3	±10	31.0	±10.0	
USAFR	94	±1	86	12	1	1	±2	14.0	±2.0	
Enlisted	94	±1	86	12	2	1	±2	14.0	±2.0	
Officers	96	±1	88	11	1	1	±2	12.0	±2.0	
MALES	94	±1	83	13	3	2	±1	17.0	±1.0	
Enlisted	94	±1	82	13	3	2	±1	18.0	±1.0	
E1-E4	93	±1	83	12	3	2	±2	17.0	±2.0	
E5-E9	95	±1	81	14	3	2	±1	19.0	±1.0	
Officers	95	±1	86	11	2	1	±1	14.0	±1.0	
O1-O3	95	±1	86	12	2	1	±2	14.0	±2.0	
O4-O6	96	±1	86	11	2	1	±1	14.0	±1.0	
Reserve Unit	94	±1	83	13	3	2	±1	17.0	±1.0	
AGR/FTS/AR	95	±1	81	14	3	2	±2	19.0	±2.0	
IMA	95	±2	86	11	2	1	±2	14.0	±2.0	
Non-Hispanic White	95	±1	83	13	2	1	±1	17.0	±1.0	
Total Minority	93	±1	82	13	3	2	±1	18.0	±1.0	
Experienced SH	90	±3	65	21	8	6	±4	35.0	±4.0	
Experienced GD	87	±4	55	26	8	10	±6	45.0	±6.0	
Not Experienced SH/GD	95	±1	84	13	2	1	±1	16.0	±1.0	
Experienced SA	77	±10	47	31	8	15	±12	53.0	±12.0	
Not Experienced SA	95	±1	83	13	3	2	±1	17.0	±1.0	
National Guard	94	±1	83	13	2	2	±1	17.0	±1.0	
ARNG	94	±1	81	14	3	2	±1	19.0	±1.0	
Enlisted	94	±1	81	14	3	2	±2	19.0	±2.0	
Officers	95	±1	85	12	2	1	±2	15.0	±2.0	
ANG	95	±1	90	8	1	1	±1	10.0	±1.0	
Enlisted	95	±1	90	8	1	1	±1	10.0	±1.0	
Officers	97	±1	91	7	1	1	±2	9.0	±2.0	
Reserve	94	±1	82	13	3	2	±1	18.0	±1.0	
USAR	93	±1	81	14	3	2	±2	19.0	±2.0	
Enlisted	93	±1	80	14	4	2	±2	20.0	±2.0	
Officers	95	±1	84	13	2	1	±2	16.0	±2.0	
USNR	95	±1	80	15	3	2	±2	20.0	±2.0	
Enlisted	95	±2	78	16	3	2	±2	22.0	±2.0	
Officers	96	±1	85	12	2	1	±2	15.0	±2.0	
USMCR	95	±1	81	14	4	2	±2	19.0	±2.0	
Enlisted	95	±2	80	14	4	2	±3	20.0	±3.0	
Officers	95	±2	83	14	3	1	±3	17.0	±3.0	
USAFR	95	±1	90	8	1	1	±1	10.0	±1.0	
Enlisted	94	±1	90	8	1	1	±2	10.0	±2.0	
Officers	96	±1	91	7	1	1	±2	9.0	±2.0	

227. Over the last two weeks, how often have you been bothered by any of the following problems?









































c. Trouble falling or staying asleep, or sleeping too much

1. Not at all























































2. Several days

3. More than half the days

4. Nearly every day

	Percent Responding		Percentages				Max ME	Percentage Reporting Experienced		
			1	2	3	4				
TOTAL DOD	94	±1	68	21	7	5	±1	32.0	±1.0	
National Guard	95	±1	68	21	7	5	±1	32.0	±1.0	
ARNG	94	±1	65	22	7	6	±1	35.0	±1.0	
ANG	95	±1	77	17	4	2	±1	23.0	±1.0	
Reserve	94	±1	68	20	7	5	±1	32.0	±1.0	
USAR	93	±1	65	21	7	6	±2	35.0	±2.0	
USNR	95	±1	65	23	7	5	±2	35.0	±2.0	
USMCR	95	±1	66	20	7	6	±3	34.0	±3.0	
USAFR	95	±1	77	16	4	3	±1	23.0	±1.0	
Enlisted	94	±1	67	21	7	6	±1	33.0	±1.0	
E1-E4	93	±1	70	19	6	5	±2	30.0	±2.0	
E1-E3	93	±2	71	18	6	5	±2	29.0	±2.0	
E4	94	±1	69	19	7	5	±2	31.0	±2.0	
E5-E9	95	±1	64	22	8	6	±1	36.0	±1.0	
Officers	96	±1	72	21	5	3	±1	28.0	±1.0	
O1-O3	95	±1	73	20	5	3	±2	27.0	±2.0	
O4-O6	96	±1	71	21	5	3	±1	29.0	±1.0	
W1-W5	95	±2	68	21	7	4	±3	32.0	±3.0	
Reserve Unit	94	±1	68	20	6	5	±1	32.0	±1.0	
AGR/FTS/AR	95	±1	61	24	9	6	±2	39.0	±2.0	
IMA	96	±1	70	21	6	4	±2	30.0	±2.0	
Non-Hispanic White	95	±1	68	21	7	5	±1	32.0	±1.0	
Total Minority	93	±1	67	20	6	6	±1	33.0	±1.0	
FEMALES	93	±1	62	24	8	6	±1	38.0	±1.0	
Enlisted	93	±1	61	24	8	7	±1	39.0	±1.0	
E1-E4	92	±1	64	21	8	6	±2	36.0	±2.0	
E5-E9	94	±1	59	26	9	7	±1	41.0	±1.0	
Officers	96	±1	66	24	6	4	±2	34.0	±2.0	
O1-O3	95	±1	68	23	5	4	±2	32.0	±2.0	
O4-O6	97	±1	66	25	6	4	±2	34.0	±2.0	
Reserve Unit	93	±1	63	23	8	6	±1	37.0	±1.0	
AGR/FTS/AR	94	±1	54	28	9	8	±2	46.0	±2.0	
IMA	96	±2	70	21	6	4	±3	30.0	±3.0	
Non-Hispanic White	95	±1	62	24	8	5	±2	38.0	±2.0	
Total Minority	92	±1	62	24	7	7	±2	38.0	±2.0	
Experienced SH	91	±2	45	28	14	12	±3	55.0	±3.0	
Experienced GD	92	±2	44	30	13	13	±3	56.0	±3.0	
Not Experienced SH/GD	94	±1	66	23	6	5	±1	34.0	±1.0	
Experienced SA	85	±5	35	27	17	21	±7	65.0	±7.0	
Not Experienced SA	94	±1	63	24	8	6	±1	37.0	±1.0	

Note. Percent responding are Reserve component members who answered the question. *Percentage Reporting Experienced* includes members who indicated "Several days", "More than half the days" and "Nearly every day."

227c. Continued	Percent Responding		Percentages				Max ME	Percentage Reporting Experienced		
			1	2	3	4				
National Guard	93	±1	63	23	8	6	±2	37.0	±2.0	
ARNG	93	±1	60	24	9	7	±2	40.0	±2.0	
Enlisted	93	±1	60	23	9	8	±2	40.0	±2.0	
Officers	95	±1	63	26	6	4	±3	37.0	±3.0	
ANG	94	±1	72	20	5	3	±2	28.0	±2.0	
Enlisted	94	±1	72	20	5	3	±2	28.0	±2.0	
Officers	95	±2	72	21	4	3	±3	28.0	±3.0	
Reserve	93	±1	61	25	8	6	±2	39.0	±2.0	
USAR	92	±1	58	27	9	7	±2	42.0	±2.0	
Enlisted	92	±2	56	27	10	7	±3	44.0	±3.0	
Officers	95	±1	65	25	6	4	±3	35.0	±3.0	
USNR	95	±1	58	27	9	7	±3	42.0	±3.0	
Enlisted	95	±2	56	26	10	8	±3	44.0	±3.0	
Officers	97	±1	62	28	5	4	±3	38.0	±3.0	
USMCR	94	±5	54	25	10	11	±9	46.0	±9.0	
USAFR	95	±1	72	19	5	3	±2	28.0	±2.0	
Enlisted	94	±1	72	19	5	4	±2	28.0	±2.0	
Officers	96	±1	73	20	4	2	±2	27.0	±2.0	
MALES	94	±1	69	20	6	5	±1	31.0	±1.0	
Enlisted	94	±1	68	20	7	5	±1	32.0	±1.0	
E1-E4	93	±1	71	18	6	5	±2	29.0	±2.0	
E5-E9	95	±1	66	21	7	6	±1	34.0	±1.0	
Officers	96	±1	73	20	5	3	±1	27.0	±1.0	
O1-O3	95	±1	74	19	5	2	±2	26.0	±2.0	
O4-O6	96	±1	72	21	5	2	±2	28.0	±2.0	
Reserve Unit	94	±1	70	19	6	5	±1	30.0	±1.0	
AGR/FTS/AR	96	±1	63	23	8	6	±2	37.0	±2.0	
IMA	96	±2	70	21	6	3	±3	30.0	±3.0	
Non-Hispanic White	95	±1	69	20	6	5	±1	31.0	±1.0	
Total Minority	93	±1	69	19	6	5	±2	31.0	±2.0	
Experienced SH	91	±3	49	25	12	13	±5	51.0	±5.0	
Experienced GD	89	±4	39	32	9	19	±6	61.0	±6.0	
Not Experienced SH/GD	95	±1	70	20	6	4	±1	30.0	±1.0	
Experienced SA	79	±9	38	23	15	25	±12	62.0	±12.0	
Not Experienced SA	95	±1	69	20	6	5	±1	31.0	±1.0	
National Guard	95	±1	69	20	6	5	±1	31.0	±1.0	
ARNG	94	±1	66	21	7	5	±2	34.0	±2.0	
Enlisted	94	±1	65	21	7	6	±2	35.0	±2.0	
Officers	95	±1	71	21	6	3	±2	29.0	±2.0	
ANG	96	±1	78	16	4	2	±1	22.0	±1.0	
Enlisted	96	±1	77	16	4	2	±2	23.0	±2.0	
Officers	97	±1	79	16	4	2	±2	21.0	±2.0	
Reserve	94	±1	69	19	6	5	±1	31.0	±1.0	
USAR	93	±1	67	20	7	6	±2	33.0	±2.0	
Enlisted	93	±1	66	20	7	7	±2	34.0	±2.0	
Officers	95	±1	72	20	5	3	±2	28.0	±2.0	
USNR	95	±1	67	22	6	4	±2	33.0	±2.0	
Enlisted	95	±2	65	22	7	5	±3	35.0	±3.0	
Officers	97	±1	73	21	4	2	±3	27.0	±3.0	
USMCR	95	±1	67	20	7	6	±3	33.0	±3.0	
Enlisted	95	±1	67	20	7	6	±3	33.0	±3.0	
Officers	95	±2	66	23	6	4	±4	34.0	±4.0	
USAFR	95	±1	78	15	4	3	±2	22.0	±2.0	
Enlisted	94	±1	78	15	4	3	±2	22.0	±2.0	
Officers	96	±1	79	17	2	2	±3	21.0	±3.0	

227. Over the last two weeks, how often have you been bothered by any of the following problems?

d. Feeling tired or having little energy

1. Not at all

2. Several days

3. More than half the days

4. Nearly every day

	Percent Responding		Percentages				Max ME	Percentage Reporting Experienced		
			1	2	3	4				
TOTAL DOD	94	±1	64	26	6	4	±1	36.0	±1.0	
National Guard	94	±1	64	26	6	4	±1	36.0	±1.0	
ARNG	94	±1	61	27	7	4	±1	39.0	±1.0	
ANG	95	±1	70	24	4	2	±1	30.0	±1.0	
Reserve	94	±1	64	26	7	4	±1	36.0	±1.0	
USAR	93	±1	62	26	7	4	±2	38.0	±2.0	
USNR	95	±1	59	30	7	4	±2	41.0	±2.0	
USMCR	95	±1	64	26	7	4	±3	36.0	±3.0	
USAFR	95	±1	71	23	4	2	±2	29.0	±2.0	
Enlisted	94	±1	63	26	7	4	±1	37.0	±1.0	
E1-E4	93	±1	67	23	6	4	±2	33.0	±2.0	
E1-E3	93	±2	69	22	5	4	±2	31.0	±2.0	
E4	93	±1	66	24	7	4	±2	34.0	±2.0	
E5-E9	95	±1	60	28	7	4	±1	40.0	±1.0	
Officers	95	±1	65	28	5	2	±1	35.0	±1.0	
O1-O3	95	±1	65	28	5	2	±2	35.0	±2.0	
O4-O6	96	±1	65	28	5	2	±1	35.0	±1.0	
W1-W5	95	±2	62	28	6	3	±3	38.0	±3.0	
Reserve Unit	94	±1	64	26	6	4	±1	36.0	±1.0	
AGR/FTS/AR	95	±1	56	31	8	5	±2	44.0	±2.0	
IMA	95	±1	65	27	4	3	±3	35.0	±3.0	
Non-Hispanic White	95	±1	63	27	7	4	±1	37.0	±1.0	
Total Minority	93	±1	64	25	6	4	±1	36.0	±1.0	
FEMALES	93	±1	56	30	8	5	±1	44.0	±1.0	
Enlisted	93	±1	56	30	8	6	±1	44.0	±1.0	
E1-E4	92	±1	59	27	8	5	±2	41.0	±2.0	
E5-E9	94	±1	52	33	9	6	±1	48.0	±1.0	
Officers	95	±1	59	32	5	4	±2	41.0	±2.0	
O1-O3	95	±1	61	31	5	4	±2	39.0	±2.0	
O4-O6	97	±1	59	32	6	4	±2	41.0	±2.0	
Reserve Unit	93	±1	57	30	8	5	±1	43.0	±1.0	
AGR/FTS/AR	93	±1	48	35	9	7	±2	52.0	±2.0	
IMA	95	±2	63	27	6	3	±3	37.0	±3.0	
Non-Hispanic White	95	±1	56	31	8	5	±2	44.0	±2.0	
Total Minority	92	±1	57	30	8	5	±2	43.0	±2.0	
Experienced SH	91	±2	41	33	15	11	±3	59.0	±3.0	
Experienced GD	91	±2	41	34	13	12	±3	59.0	±3.0	
Not Experienced SH/GD	94	±1	60	30	7	4	±1	40.0	±1.0	
Experienced SA	86	±4	32	34	16	18	±7	68.0	±7.0	
Not Experienced SA	94	±1	57	30	8	5	±1	43.0	±1.0	

Note. Percent responding are Reserve component members who answered the question. *Percentage Reporting Experienced* includes members who indicated "Several days", "More than half the days" and "Nearly every day."

227d. Continued	Percent Responding		Percentages				Max ME	Percentage Reporting Experienced		
			1	2	3	4				
National Guard	94	±1	57	30	8	5	±2	43.0	±2.0	
ARNG	93	±1	55	30	9	6	±2	45.0	±2.0	
Enlisted	93	±1	54	30	9	7	±2	46.0	±2.0	
Officers	95	±1	58	33	6	4	±3	42.0	±3.0	
ANG	94	±1	64	28	5	3	±2	36.0	±2.0	
Enlisted	94	±1	63	28	5	3	±2	37.0	±2.0	
Officers	95	±2	64	29	5	3	±3	36.0	±3.0	
Reserve	93	±1	56	31	8	5	±2	44.0	±2.0	
USAR	92	±1	54	31	9	6	±2	46.0	±2.0	
Enlisted	91	±2	53	31	10	6	±3	47.0	±3.0	
Officers	95	±1	59	32	5	5	±3	41.0	±3.0	
USNR	95	±2	50	35	9	6	±3	50.0	±3.0	
Enlisted	94	±2	49	34	10	7	±3	51.0	±3.0	
Officers	97	±2	54	35	6	5	±4	46.0	±4.0	
USMCR	94	±5	43	37	13	7	±10	57.0	±9.0	
USAFR	94	±1	65	26	5	3	±2	35.0	±2.0	
Enlisted	94	±1	65	26	6	3	±2	35.0	±2.0	
Officers	96	±1	66	28	4	2	±3	34.0	±3.0	
MALES	94	±1	65	25	6	3	±1	35.0	±1.0	
Enlisted	94	±1	65	25	6	4	±1	35.0	±1.0	
E1-E4	93	±1	69	22	6	3	±2	31.0	±2.0	
E5-E9	95	±1	62	27	7	4	±1	38.0	±1.0	
Officers	95	±1	66	27	5	2	±1	34.0	±1.0	
O1-O3	95	±1	66	27	5	2	±2	34.0	±2.0	
O4-O6	96	±1	66	28	4	2	±2	34.0	±2.0	
Reserve Unit	94	±1	66	25	6	3	±1	34.0	±1.0	
AGR/FTS/AR	96	±1	58	29	8	4	±2	42.0	±2.0	
IMA	96	±2	66	27	4	3	±3	34.0	±3.0	
Non-Hispanic White	95	±1	64	26	6	3	±1	36.0	±1.0	
Total Minority	93	±1	67	24	6	3	±2	33.0	±2.0	
Experienced SH	91	±3	45	31	13	11	±5	55.0	±5.0	
Experienced GD	89	±4	36	35	11	17	±6	64.0	±6.0	
Not Experienced SH/GD	95	±1	66	25	6	3	±1	34.0	±1.0	
Experienced SA	79	±10	30	31	14	25	±12	70.0	±12.0	
Not Experienced SA	95	±1	65	25	6	3	±1	35.0	±1.0	
National Guard	95	±1	65	26	6	3	±1	35.0	±1.0	
ARNG	94	±1	63	27	7	4	±2	37.0	±2.0	
Enlisted	94	±1	63	26	7	4	±2	37.0	±2.0	
Officers	95	±1	63	29	6	2	±2	37.0	±2.0	
ANG	96	±1	72	22	4	2	±2	28.0	±2.0	
Enlisted	95	±1	72	22	4	2	±2	28.0	±2.0	
Officers	97	±1	72	23	3	1	±2	28.0	±2.0	
Reserve	94	±1	66	25	6	4	±1	34.0	±1.0	
USAR	93	±1	64	24	7	4	±2	36.0	±2.0	
Enlisted	93	±1	64	24	7	4	±2	36.0	±2.0	
Officers	95	±1	66	26	5	2	±2	34.0	±2.0	
USNR	95	±1	62	29	6	4	±2	38.0	±2.0	
Enlisted	95	±2	60	29	7	4	±3	40.0	±3.0	
Officers	96	±1	65	29	4	2	±3	35.0	±3.0	
USMCR	95	±1	65	25	7	3	±3	35.0	±3.0	
Enlisted	94	±2	65	24	7	3	±3	35.0	±3.0	
Officers	95	±2	61	31	5	3	±4	39.0	±4.0	
USAFR	95	±1	74	21	3	2	±2	26.0	±2.0	
Enlisted	94	±1	74	21	3	2	±2	26.0	±2.0	
Officers	96	±1	74	22	2	2	±3	26.0	±3.0	

227. Over the last two weeks, how often have you been bothered by any of the following problems?









































e. Poor appetite or overeating

1. Not at all
























































2. Several days

3. More than half the days

4. Nearly every day

	Percent Responding		Percentages				Max ME	Percentage Reporting Experienced		
			1	2	3	4				
TOTAL DOD	94	±1	79	14	4	3	±1	21.0	±1.0	
National Guard	95	±1	79	14	4	3	±1	21.0	±1.0	
ARNG	94	±1	76	16	5	3	±1	24.0	±1.0	
ANG	95	±1	87	10	2	1	±1	13.0	±1.0	
Reserve	94	±1	79	14	4	2	±1	21.0	±1.0	
USAR	93	±1	77	15	5	3	±1	23.0	±1.0	
USNR	95	±1	77	16	5	2	±2	23.0	±2.0	
USMCR	95	±1	77	15	5	2	±2	23.0	±2.0	
USAFR	95	±1	87	10	2	1	±1	13.0	±1.0	
Enlisted	94	±1	78	15	5	3	±1	22.0	±1.0	
E1-E4	93	±1	79	14	4	3	±1	21.0	±1.0	
E1-E3	93	±2	80	13	4	3	±2	20.0	±2.0	
E4	93	±1	79	14	5	3	±2	21.0	±2.0	
E5-E9	95	±1	77	15	5	3	±1	23.0	±1.0	
Officers	96	±1	83	13	3	1	±1	17.0	±1.0	
O1-O3	95	±1	82	13	3	2	±1	18.0	±1.0	
O4-O6	97	±1	84	12	3	1	±1	16.0	±1.0	
W1-W5	95	±2	81	14	4	2	±2	19.0	±2.0	
Reserve Unit	94	±1	79	14	4	2	±1	21.0	±1.0	
AGR/FTS/AR	95	±1	75	17	5	3	±1	25.0	±1.0	
IMA	96	±1	85	12	2	1	±2	15.0	±2.0	
Non-Hispanic White	95	±1	80	14	4	2	±1	20.0	±1.0	
Total Minority	93	±1	77	15	4	3	±1	23.0	±1.0	
FEMALES	93	±1	73	18	6	3	±1	27.0	±1.0	
Enlisted	93	±1	72	18	6	4	±1	28.0	±1.0	
E1-E4	92	±1	73	17	6	4	±2	27.0	±2.0	
E5-E9	94	±1	71	19	6	4	±1	29.0	±1.0	
Officers	95	±1	79	16	3	2	±1	21.0	±1.0	
O1-O3	95	±1	79	16	4	2	±2	21.0	±2.0	
O4-O6	96	±1	79	15	3	2	±2	21.0	±2.0	
Reserve Unit	93	±1	73	18	6	3	±1	27.0	±1.0	
AGR/FTS/AR	94	±1	68	20	6	5	±1	32.0	±1.0	
IMA	96	±2	83	13	3	2	±3	17.0	±3.0	
Non-Hispanic White	95	±1	75	17	5	3	±2	25.0	±2.0	
Total Minority	92	±1	72	18	6	4	±2	28.0	±2.0	
Experienced SH	91	±2	56	25	12	8	±3	44.0	±3.0	
Experienced GD	91	±2	54	27	11	8	±3	46.0	±3.0	
Not Experienced SH/GD	94	±1	77	16	4	3	±1	23.0	±1.0	
Experienced SA	86	±4	49	25	12	15	±7	51.0	±7.0	
Not Experienced SA	94	±1	74	18	5	3	±1	26.0	±1.0	

Note. Percent responding are Reserve component members who answered the question. *Percentage Reporting Experienced* includes members who indicated "Several days", "More than half the days" and "Nearly every day."

227e. Continued	Percent Responding		Percentages				Max ME	Percentage Reporting Experienced		
			1	2	3	4				
National Guard	93	±1	73	18	6	4	±2	27.0	±2.0	
ARNG	93	±1	70	20	6	4	±2	30.0	±2.0	
Enlisted	93	±1	69	20	7	4	±2	31.0	±2.0	
Officers	95	±1	75	19	4	2	±2	25.0	±2.0	
ANG	94	±1	82	13	3	2	±1	18.0	±1.0	
Enlisted	93	±1	81	13	4	2	±2	19.0	±2.0	
Officers	95	±2	84	12	2	1	±2	16.0	±2.0	
Reserve	93	±1	73	18	6	3	±2	27.0	±2.0	
USAR	92	±1	71	18	6	4	±2	29.0	±2.0	
Enlisted	91	±2	70	19	7	4	±3	30.0	±3.0	
Officers	95	±1	76	17	4	2	±2	24.0	±2.0	
USNR	95	±1	68	21	7	4	±3	32.0	±3.0	
Enlisted	95	±2	65	23	7	4	±3	35.0	±3.0	
Officers	97	±2	78	16	4	3	±3	22.0	±3.0	
USMCR	95	±5	65	23	7	5	±9	35.0	±9.0	
USAFR	94	±1	83	13	2	2	±2	17.0	±2.0	
Enlisted	94	±1	82	14	3	2	±2	18.0	±2.0	
Officers	96	±1	87	11	1	1	±2	13.0	±2.0	
MALES	95	±1	80	13	4	2	±1	20.0	±1.0	
Enlisted	94	±1	80	14	4	2	±1	20.0	±1.0	
E1-E4	93	±1	81	13	4	2	±2	19.0	±2.0	
E5-E9	95	±1	78	15	5	3	±1	22.0	±1.0	
Officers	96	±1	84	12	3	1	±1	16.0	±1.0	
O1-O3	95	±1	83	12	3	1	±2	17.0	±2.0	
O4-O6	97	±1	85	11	3	1	±1	15.0	±1.0	
Reserve Unit	94	±1	81	13	4	2	±1	19.0	±1.0	
AGR/FTS/AR	96	±1	76	16	5	3	±2	24.0	±2.0	
IMA	96	±2	86	11	2	1	±2	14.0	±2.0	
Non-Hispanic White	95	±1	81	13	4	2	±1	19.0	±1.0	
Total Minority	93	±1	79	14	4	3	±1	21.0	±1.0	
Experienced SH	91	±3	59	23	10	7	±4	41.0	±4.0	
Experienced GD	89	±4	50	30	8	12	±6	50.0	±6.0	
Not Experienced SH/GD	95	±1	81	13	4	2	±1	19.0	±1.0	
Experienced SA	78	±10	39	28	14	19	±13	61.0	±12.0	
Not Experienced SA	95	±1	81	13	4	2	±1	19.0	±1.0	
National Guard	95	±1	80	14	4	2	±1	20.0	±1.0	
ARNG	94	±1	78	15	4	3	±1	22.0	±1.0	
Enlisted	94	±1	77	15	5	3	±2	23.0	±2.0	
Officers	95	±1	82	13	4	2	±2	18.0	±2.0	
ANG	96	±1	88	9	2	1	±1	12.0	±1.0	
Enlisted	96	±1	88	9	2	1	±1	12.0	±1.0	
Officers	97	±1	88	9	2	1	±2	12.0	±2.0	
Reserve	94	±1	81	13	4	2	±1	19.0	±1.0	
USAR	93	±1	79	14	5	3	±2	21.0	±2.0	
Enlisted	93	±1	78	14	5	3	±2	22.0	±2.0	
Officers	95	±1	82	13	3	2	±2	18.0	±2.0	
USNR	95	±1	79	14	5	2	±2	21.0	±2.0	
Enlisted	95	±2	77	15	5	2	±2	23.0	±2.0	
Officers	97	±1	85	11	3	1	±2	15.0	±2.0	
USMCR	95	±1	78	15	5	2	±2	22.0	±2.0	
Enlisted	95	±1	77	15	5	2	±3	23.0	±3.0	
Officers	96	±2	83	13	3	1	±3	17.0	±3.0	
USAFR	95	±1	89	8	2	1	±1	11.0	±1.0	
Enlisted	95	±1	88	9	2	1	±2	12.0	±2.0	
Officers	96	±1	91	7	1	1	±2	9.0	±2.0	

227. Over the last two weeks, how often have you been bothered by any of the following problems?

f. Feeling bad about yourself—or that you are a failure or have let yourself or your family down

1. Not at all

2. Several days

3. More than half the days

4. Nearly every day

	Percent Responding		Percentages				Max ME	Percentage Reporting Experienced		
			1	2	3	4				
TOTAL DOD	94	±1	82	12	3	2	±1	18.0	±1.0	
National Guard	95	±1	83	12	3	2	±1	17.0	±1.0	
ARNG	94	±1	81	13	3	2	±1	19.0	±1.0	
ANG	95	±1	89	8	2	1	±1	11.0	±1.0	
Reserve	94	±1	82	12	4	2	±1	18.0	±1.0	
USAR	93	±1	80	13	4	2	±1	20.0	±1.0	
USNR	96	±1	80	14	4	2	±2	20.0	±2.0	
USMCR	95	±1	80	13	5	2	±2	20.0	±2.0	
USAFR	95	±1	89	9	2	1	±1	11.0	±1.0	
Enlisted	94	±1	82	12	4	2	±1	18.0	±1.0	
E1-E4	93	±1	82	12	3	3	±1	18.0	±1.0	
E1-E3	93	±2	83	11	3	3	±2	17.0	±2.0	
E4	94	±1	82	12	4	3	±2	18.0	±2.0	
E5-E9	95	±1	82	13	4	2	±1	18.0	±1.0	
Officers	96	±1	85	11	2	1	±1	15.0	±1.0	
O1-O3	95	±1	84	12	2	1	±1	16.0	±1.0	
O4-O6	97	±1	86	11	2	1	±1	14.0	±1.0	
W1-W5	95	±1	87	9	2	1	±2	13.0	±2.0	
Reserve Unit	94	±1	82	12	3	2	±1	18.0	±1.0	
AGR/FTS/AR	96	±1	82	13	4	2	±1	18.0	±1.0	
IMA	96	±1	86	11	1	1	±2	14.0	±2.0	
Non-Hispanic White	95	±1	83	12	3	2	±1	17.0	±1.0	
Total Minority	93	±1	82	12	3	3	±1	18.0	±1.0	
FEMALES	93	±1	79	14	4	3	±1	21.0	±1.0	
Enlisted	93	±1	78	15	4	3	±1	22.0	±1.0	
E1-E4	92	±1	77	15	4	4	±2	23.0	±2.0	
E5-E9	94	±1	79	15	4	2	±1	21.0	±1.0	
Officers	96	±1	84	13	2	1	±1	16.0	±1.0	
O1-O3	95	±1	83	13	2	1	±2	17.0	±2.0	
O4-O6	97	±1	85	12	2	2	±1	15.0	±1.0	
Reserve Unit	93	±1	79	14	4	3	±1	21.0	±1.0	
AGR/FTS/AR	94	±1	79	15	4	3	±1	21.0	±1.0	
IMA	96	±2	85	12	1	1	±3	15.0	±3.0	
Non-Hispanic White	95	±1	79	15	4	2	±1	21.0	±1.0	
Total Minority	92	±1	79	14	4	3	±2	21.0	±2.0	
Experienced SH	91	±2	61	23	9	7	±3	39.0	±3.0	
Experienced GD	91	±2	59	25	9	7	±3	41.0	±3.0	
Not Experienced SH/GD	94	±1	83	12	3	2	±1	17.0	±1.0	
Experienced SA	86	±4	55	20	12	13	±7	45.0	±7.0	
Not Experienced SA	94	±1	79	14	4	2	±1	21.0	±1.0	

Note. Percent responding are Reserve component members who answered the question. *Percentage Reporting Experienced* includes members who indicated "Several days", "More than half the days" and "Nearly every day."

227f. Continued	Percent Responding		Percentages				Max ME	Percentage Reporting Experienced		
			1	2	3	4				
National Guard	94	±1	79	14	4	3	±2	21.0	±2.0	
ARNG	93	±1	76	16	4	4	±2	24.0	±2.0	
Enlisted	93	±1	75	16	5	4	±2	25.0	±2.0	
Officers	95	±2	81	15	2	2	±2	19.0	±2.0	
ANG	94	±1	87	10	2	1	±1	13.0	±1.0	
Enlisted	94	±1	86	10	2	1	±2	14.0	±2.0	
Officers	95	±2	89	8	1	1	±2	11.0	±2.0	
Reserve	93	±1	79	15	4	2	±2	21.0	±2.0	
USAR	92	±1	77	15	5	3	±2	23.0	±2.0	
Enlisted	92	±2	75	16	6	3	±2	25.0	±2.0	
Officers	96	±1	83	13	3	1	±2	17.0	±2.0	
USNR	95	±1	75	18	4	3	±3	25.0	±3.0	
Enlisted	95	±2	74	18	4	4	±3	26.0	±3.0	
Officers	97	±2	80	16	3	2	±3	20.0	±3.0	
USMCR	94	±5	68	20	9	3	±10	32.0	±10.0	
USAFR	95	±1	87	10	2	1	±2	13.0	±2.0	
Enlisted	94	±1	87	10	2	1	±2	13.0	±2.0	
Officers	96	±1	88	10	1	1	±2	12.0	±2.0	
MALES	95	±1	83	12	3	2	±1	17.0	±1.0	
Enlisted	94	±1	83	12	3	2	±1	17.0	±1.0	
E1-E4	94	±1	83	11	3	2	±2	17.0	±2.0	
E5-E9	95	±1	82	12	3	2	±1	18.0	±1.0	
Officers	96	±1	86	11	2	1	±1	14.0	±1.0	
O1-O3	95	±1	85	11	2	1	±2	15.0	±2.0	
O4-O6	97	±1	86	11	2	1	±1	14.0	±1.0	
Reserve Unit	95	±1	83	12	3	2	±1	17.0	±1.0	
AGR/FTS/AR	96	±1	83	12	3	2	±2	17.0	±2.0	
IMA	96	±1	86	11	1	1	±2	14.0	±2.0	
Non-Hispanic White	95	±1	84	12	3	2	±1	16.0	±1.0	
Total Minority	94	±1	83	12	3	2	±1	17.0	±1.0	
Experienced SH	92	±3	61	21	10	8	±4	39.0	±4.0	
Experienced GD	89	±4	52	26	10	11	±6	48.0	±6.0	
Not Experienced SH/GD	95	±1	84	11	3	2	±1	16.0	±1.0	
Experienced SA	79	±10	51	21	13	16	±13	49.0	±12.0	
Not Experienced SA	96	±1	84	12	3	2	±1	16.0	±1.0	
National Guard	95	±1	84	11	3	2	±1	16.0	±1.0	
ARNG	95	±1	82	13	3	2	±1	18.0	±1.0	
Enlisted	95	±1	82	13	3	2	±2	18.0	±2.0	
Officers	95	±1	84	12	2	1	±2	16.0	±2.0	
ANG	96	±1	90	8	1	1	±1	10.0	±1.0	
Enlisted	96	±1	90	8	1	1	±1	10.0	±1.0	
Officers	97	±1	91	7	1	1	±2	9.0	±2.0	
Reserve	94	±1	83	12	4	2	±1	17.0	±1.0	
USAR	94	±1	81	12	4	2	±2	19.0	±2.0	
Enlisted	93	±1	80	13	4	3	±2	20.0	±2.0	
Officers	95	±1	85	12	3	1	±2	15.0	±2.0	
USNR	96	±1	81	13	4	2	±2	19.0	±2.0	
Enlisted	95	±2	79	14	4	3	±2	21.0	±2.0	
Officers	97	±1	86	11	2	1	±2	14.0	±2.0	
USMCR	95	±1	80	13	4	2	±2	20.0	±2.0	
Enlisted	95	±1	80	12	5	3	±3	20.0	±3.0	
Officers	96	±2	81	15	3	1	±3	19.0	±3.0	
USAFR	95	±1	89	8	1	1	±1	11.0	±1.0	
Enlisted	95	±1	89	8	2	1	±2	11.0	±2.0	
Officers	96	±1	91	8	0	1	±2	9.0	±2.0	

227. Over the last two weeks, how often have you been bothered by any of the following problems?

g. Trouble concentrating on things, such as reading the newspaper or watching television

1. Not at all
























































2. Several days

3. More than half the days

4. Nearly every day

	Percent Responding		Percentages				Max ME	Percentage Reporting Experienced		
			1	2	3	4				
TOTAL DOD	95	±1	82	12	4	2	±1	18.0	±1.0	
National Guard	95	±1	82	12	3	2	±1	18.0	±1.0	
ARNG	95	±1	80	13	4	3	±1	20.0	±1.0	
ANG	96	±1	89	8	2	1	±1	11.0	±1.0	
Reserve	94	±1	81	12	4	3	±1	19.0	±1.0	
USAR	93	±1	79	13	5	3	±1	21.0	±1.0	
USNR	96	±1	80	14	4	2	±2	20.0	±2.0	
USMCR	95	±1	81	12	4	3	±2	19.0	±2.0	
USAFR	95	±1	89	8	2	1	±1	11.0	±1.0	
Enlisted	94	±1	81	12	4	3	±1	19.0	±1.0	
E1-E4	93	±1	84	10	3	2	±1	16.0	±1.0	
E1-E3	93	±2	85	10	3	2	±2	15.0	±2.0	
E4	94	±1	83	11	4	2	±2	17.0	±2.0	
E5-E9	95	±1	79	14	4	3	±1	21.0	±1.0	
Officers	96	±1	84	12	2	2	±1	16.0	±1.0	
O1-O3	95	±1	84	12	3	2	±1	16.0	±1.0	
O4-O6	97	±1	84	12	2	1	±1	16.0	±1.0	
W1-W5	95	±1	82	14	3	2	±2	18.0	±2.0	
Reserve Unit	94	±1	82	12	4	2	±1	18.0	±1.0	
AGR/FTS/AR	96	±1	77	16	4	3	±1	23.0	±1.0	
IMA	96	±1	84	12	2	2	±2	16.0	±2.0	
Non-Hispanic White	95	±1	82	12	3	2	±1	18.0	±1.0	
Total Minority	93	±1	81	12	4	3	±1	19.0	±1.0	
FEMALES	94	±1	79	14	4	3	±1	21.0	±1.0	
Enlisted	93	±1	79	14	4	3	±1	21.0	±1.0	
E1-E4	93	±1	81	12	4	3	±2	19.0	±2.0	
E5-E9	94	±1	76	16	5	3	±1	24.0	±1.0	
Officers	96	±1	82	13	3	2	±1	18.0	±1.0	
O1-O3	95	±1	82	13	3	2	±2	18.0	±2.0	
O4-O6	97	±1	83	13	2	2	±1	17.0	±1.0	
Reserve Unit	94	±1	80	14	4	3	±1	20.0	±1.0	
AGR/FTS/AR	94	±1	74	18	5	4	±1	26.0	±1.0	
IMA	96	±2	84	12	2	2	±3	16.0	±3.0	
Non-Hispanic White	95	±1	79	14	4	3	±1	21.0	±1.0	
Total Minority	92	±1	79	13	4	3	±2	21.0	±2.0	
Experienced SH	91	±2	63	21	9	7	±3	37.0	±3.0	
Experienced GD	92	±2	59	23	9	8	±3	41.0	±3.0	
Not Experienced SH/GD	95	±1	83	12	3	2	±1	17.0	±1.0	
Experienced SA	86	±4	54	23	10	13	±7	46.0	±7.0	
Not Experienced SA	95	±1	80	14	4	3	±1	20.0	±1.0	

Note. Percent responding are Reserve component members who answered the question. *Percentage Reporting Experienced* includes members who indicated "Several days", "More than half the days" and "Nearly every day."

227g. Continued	Percent Responding		Percentages				Max ME	Percentage Reporting Experienced		
			1	2	3	4				
National Guard	94	±1	80	13	4	3	±2	20.0	±2.0	
ARNG	94	±1	77	15	4	4	±2	23.0	±2.0	
Enlisted	94	±1	77	15	4	4	±2	23.0	±2.0	
Officers	95	±1	80	15	4	2	±2	20.0	±2.0	
ANG	94	±1	86	10	2	1	±1	14.0	±1.0	
Enlisted	94	±1	86	10	2	1	±1	14.0	±1.0	
Officers	96	±2	86	11	2	1	±2	14.0	±2.0	
Reserve	94	±1	79	14	4	3	±1	21.0	±1.0	
USAR	93	±1	76	16	5	3	±2	24.0	±2.0	
Enlisted	92	±2	75	16	5	3	±2	25.0	±2.0	
Officers	96	±1	81	14	3	2	±2	19.0	±2.0	
USNR	95	±1	75	17	4	4	±3	25.0	±3.0	
Enlisted	95	±2	73	17	5	5	±3	27.0	±3.0	
Officers	97	±1	79	15	3	2	±3	21.0	±3.0	
USMCR	95	±5	70	19	7	4	±10	30.0	±10.0	
USAFR	95	±1	87	10	2	1	±1	13.0	±1.0	
Enlisted	94	±1	87	10	2	1	±2	13.0	±2.0	
Officers	96	±1	88	10	1	1	±2	12.0	±2.0	
MALES	95	±1	82	12	3	2	±1	18.0	±1.0	
Enlisted	95	±1	82	12	4	3	±1	18.0	±1.0	
E1-E4	94	±1	85	10	3	2	±2	15.0	±2.0	
E5-E9	95	±1	80	14	4	3	±1	20.0	±1.0	
Officers	96	±1	84	12	2	2	±1	16.0	±1.0	
O1-O3	95	±1	84	11	3	2	±2	16.0	±2.0	
O4-O6	97	±1	84	12	2	1	±1	16.0	±1.0	
Reserve Unit	95	±1	83	11	3	2	±1	17.0	±1.0	
AGR/FTS/AR	96	±1	78	15	4	3	±2	22.0	±2.0	
IMA	96	±1	83	12	2	2	±3	17.0	±3.0	
Non-Hispanic White	96	±1	82	12	3	2	±1	18.0	±1.0	
Total Minority	93	±1	82	11	4	3	±1	18.0	±1.0	
Experienced SH	91	±3	63	19	10	8	±4	37.0	±4.0	
Experienced GD	89	±4	52	24	12	12	±6	48.0	±6.0	
Not Experienced SH/GD	95	±1	83	11	3	2	±1	17.0	±1.0	
Experienced SA	79	±9	47	20	14	19	±13	53.0	±12.0	
Not Experienced SA	96	±1	83	12	3	2	±1	17.0	±1.0	
National Guard	95	±1	83	12	3	2	±1	17.0	±1.0	
ARNG	95	±1	80	13	4	3	±1	20.0	±1.0	
Enlisted	95	±1	80	13	4	3	±2	20.0	±2.0	
Officers	95	±1	82	13	3	2	±2	18.0	±2.0	
ANG	96	±1	90	8	1	1	±1	10.0	±1.0	
Enlisted	96	±1	90	8	1	1	±1	10.0	±1.0	
Officers	98	±1	90	8	1	1	±2	10.0	±2.0	
Reserve	94	±1	82	12	4	2	±1	18.0	±1.0	
USAR	94	±1	80	13	4	3	±2	20.0	±2.0	
Enlisted	93	±1	79	13	5	3	±2	21.0	±2.0	
Officers	95	±1	82	13	3	2	±2	18.0	±2.0	
USNR	96	±1	81	14	4	2	±2	19.0	±2.0	
Enlisted	95	±2	79	14	4	2	±2	21.0	±2.0	
Officers	97	±1	86	11	2	1	±2	14.0	±2.0	
USMCR	95	±1	81	11	4	3	±2	19.0	±2.0	
Enlisted	95	±1	82	11	4	3	±2	18.0	±2.0	
Officers	96	±2	79	15	4	1	±3	21.0	±3.0	
USAFR	95	±1	89	8	2	1	±1	11.0	±1.0	
Enlisted	95	±1	89	8	2	1	±2	11.0	±2.0	
Officers	96	±1	91	8	1	1	±2	9.0	±2.0	

227. Over the last two weeks, how often have you been bothered by any of the following problems?

h. Moving or speaking so slowly that other people could have noticed. Or the opposite—being so fidgety or restless that you have been moving around a lot more than usual

1. Not at all
























































2. Several days

3. More than half the days

4. Nearly every day

	Percent Responding		Percentages				Max ME	Percentage Reporting Experienced		
			1	2	3	4				
TOTAL DOD	95	±1	91	6	2	1	±1	9.0	±1.0	
National Guard	95	±1	91	6	2	1	±1	9.0	±1.0	
ARNG	94	±1	90	7	2	1	±1	10.0	±1.0	
ANG	96	±1	95	3	1	1	±1	5.0	±1.0	
Reserve	94	±1	90	6	2	1	±1	10.0	±1.0	
USAR	94	±1	89	7	3	2	±1	11.0	±1.0	
USNR	96	±1	90	7	2	1	±1	10.0	±1.0	
USMCR	95	±1	89	7	2	2	±2	11.0	±2.0	
USAFR	95	±1	95	3	1	1	±1	5.0	±1.0	
Enlisted	94	±1	90	6	2	1	±1	10.0	±1.0	
E1-E4	93	±1	91	5	2	2	±1	9.0	±1.0	
E1-E3	93	±2	92	5	2	2	±2	8.0	±2.0	
E4	94	±1	91	6	2	1	±1	9.0	±1.0	
E5-E9	95	±1	90	7	2	1	±1	10.0	±1.0	
Officers	96	±1	94	5	1	1	±1	6.0	±1.0	
O1-O3	95	±1	93	5	1	1	±1	7.0	±1.0	
O4-O6	97	±1	94	4	1	1	±1	6.0	±1.0	
W1-W5	95	±1	92	6	1	1	±2	8.0	±2.0	
Reserve Unit	94	±1	91	6	2	1	±1	9.0	±1.0	
AGR/FTS/AR	96	±1	89	7	2	1	±1	11.0	±1.0	
IMA	96	±1	94	4	1	1	±2	6.0	±2.0	
Non-Hispanic White	95	±1	92	6	2	1	±1	8.0	±1.0	
Total Minority	93	±1	90	6	2	2	±1	10.0	±1.0	
FEMALES	94	±1	90	6	2	1	±1	10.0	±1.0	
Enlisted	93	±1	90	7	2	1	±1	10.0	±1.0	
E1-E4	92	±1	90	7	2	2	±2	10.0	±2.0	
E5-E9	94	±1	89	7	2	1	±1	11.0	±1.0	
Officers	96	±1	94	4	1	1	±1	6.0	±1.0	
O1-O3	95	±1	93	5	1	1	±1	7.0	±1.0	
O4-O6	97	±1	95	4	1	1	±1	5.0	±1.0	
Reserve Unit	94	±1	90	6	2	1	±1	10.0	±1.0	
AGR/FTS/AR	94	±1	89	7	2	2	±1	11.0	±1.0	
IMA	96	±2	94	4	1	1	±2	6.0	±2.0	
Non-Hispanic White	95	±1	91	6	2	1	±1	9.0	±1.0	
Total Minority	92	±1	89	7	2	2	±1	11.0	±1.0	
Experienced SH	91	±2	78	13	5	4	±3	22.0	±3.0	
Experienced GD	91	±2	76	15	5	4	±3	24.0	±3.0	
Not Experienced SH/GD	94	±1	93	5	1	1	±1	7.0	±1.0	
Experienced SA	86	±4	76	13	5	6	±6	24.0	±6.0	
Not Experienced SA	95	±1	91	6	2	1	±1	9.0	±1.0	

Note. Percent responding are Reserve component members who answered the question. *Percentage Reporting Experienced* includes members who indicated "Several days", "More than half the days" and "Nearly every day."

227h. Continued	Percent Responding		Percentages				Max ME	Percentage Reporting Experienced		
			1	2	3	4				
National Guard	94	±1	91	6	2	1	±1	9.0	±1.0	
ARNG	94	±1	90	7	2	1	±2	10.0	±2.0	
Enlisted	93	±1	89	7	2	2	±2	11.0	±2.0	
Officers	95	±1	93	5	1	1	±2	7.0	±2.0	
ANG	94	±1	95	4	1	1	±1	5.0	±1.0	
Enlisted	93	±1	95	4	1	1	±1	5.0	±1.0	
Officers	96	±1	96	3	0	1	±2	4.0	±2.0	
Reserve	94	±1	90	7	2	1	±1	10.0	±1.0	
USAR	93	±1	88	8	3	2	±2	12.0	±2.0	
Enlisted	92	±2	87	8	3	2	±2	13.0	±2.0	
Officers	96	±1	93	5	1	1	±2	7.0	±2.0	
USNR	95	±1	89	7	3	1	±2	11.0	±2.0	
Enlisted	95	±2	87	8	3	2	±2	13.0	±2.0	
Officers	97	±1	93	4	1	1	±2	7.0	±2.0	
USMCR	94	±5	84	11	2	3	±9	16.0	±9.0	
USAFR	95	±1	95	4	1	1	±1	5.0	±1.0	
Enlisted	94	±1	94	4	1	1	±1	6.0	±1.0	
Officers	96	±1	97	3	1	0	±1	3.0	±1.0	
MALES	95	±1	91	6	2	1	±1	9.0	±1.0	
Enlisted	94	±1	90	6	2	1	±1	10.0	±1.0	
E1-E4	93	±1	91	5	2	2	±1	9.0	±1.0	
E5-E9	95	±1	90	7	2	1	±1	10.0	±1.0	
Officers	96	±1	93	5	1	1	±1	7.0	±1.0	
O1-O3	95	±1	93	5	1	1	±1	7.0	±1.0	
O4-O6	97	±1	94	4	1	1	±1	6.0	±1.0	
Reserve Unit	95	±1	91	6	2	1	±1	9.0	±1.0	
AGR/FTS/AR	96	±1	89	7	2	1	±1	11.0	±1.0	
IMA	96	±1	95	4	0	1	±2	5.0	±2.0	
Non-Hispanic White	95	±1	92	6	2	1	±1	8.0	±1.0	
Total Minority	94	±1	90	6	2	2	±1	10.0	±1.0	
Experienced SH	91	±3	75	13	6	5	±4	25.0	±4.0	
Experienced GD	89	±4	69	15	8	8	±6	31.0	±6.0	
Not Experienced SH/GD	95	±1	92	5	2	1	±1	8.0	±1.0	
Experienced SA	79	±10	59	15	10	17	±13	41.0	±12.0	
Not Experienced SA	96	±1	91	6	2	1	±1	9.0	±1.0	
National Guard	95	±1	91	6	2	1	±1	9.0	±1.0	
ARNG	95	±1	90	7	2	1	±1	10.0	±1.0	
Enlisted	94	±1	89	7	2	2	±1	11.0	±1.0	
Officers	95	±1	92	6	1	1	±1	8.0	±1.0	
ANG	96	±1	96	3	0	1	±1	4.0	±1.0	
Enlisted	96	±1	96	3	0	1	±1	4.0	±1.0	
Officers	97	±1	96	3	0	1	±1	4.0	±1.0	
Reserve	94	±1	91	6	2	1	±1	9.0	±1.0	
USAR	94	±1	90	6	3	2	±1	10.0	±1.0	
Enlisted	93	±1	89	6	3	2	±2	11.0	±2.0	
Officers	95	±1	92	6	1	1	±2	8.0	±2.0	
USNR	96	±1	90	7	2	1	±2	10.0	±2.0	
Enlisted	95	±2	88	8	2	1	±2	12.0	±2.0	
Officers	97	±1	95	4	1	1	±2	5.0	±2.0	
USMCR	95	±1	89	7	2	2	±2	11.0	±2.0	
Enlisted	95	±2	89	7	2	2	±2	11.0	±2.0	
Officers	95	±2	93	6	1	0	±2	7.0	±2.0	
USAFR	95	±1	95	3	1	1	±1	5.0	±1.0	
Enlisted	95	±1	95	3	1	1	±1	5.0	±1.0	
Officers	96	±1	97	3	0	1	±2	3.0	±2.0	

227. Depression Scale: constructed from Q227a-h. Depression is a common mood disorder characterized by depressed mood, loss of interest or pleasure, feelings of guilt or low self-worth, disturbed sleep or appetite, low energy, and poor concentration.

	Percent Responding		Mean	Max ME	Depression Scale
TOTAL DOD	91	±1	1.3	±0.1	
National Guard	92	±1	1.3	±0.1	
ARNG	91	±1	1.3	±0.1	
ANG	93	±1	1.2	±0.1	
Reserve	91	±1	1.3	±0.1	
USAR	90	±1	1.3	±0.1	
USNR	92	±1	1.3	±0.1	
USMCR	92	±2	1.3	±0.1	
USAFR	92	±1	1.2	±0.1	
Enlisted	91	±1	1.3	±0.1	
E1-E4	91	±1	1.3	±0.1	
E1-E3	90	±2	1.3	±0.1	
E4	91	±1	1.3	±0.1	
E5-E9	91	±1	1.3	±0.1	
Officers	93	±1	1.2	±0.1	
O1-O3	92	±1	1.2	±0.1	
O4-O6	93	±1	1.2	±0.1	
W1-W5	92	±2	1.3	±0.1	
Reserve Unit	91	±1	1.3	±0.1	
AGR/FTS/AR	91	±1	1.4	±0.1	
IMA	93	±1	1.2	±0.1	
Non-Hispanic White	92	±1	1.3	±0.1	
Total Minority	89	±1	1.3	±0.1	
FEMALES	90	±1	1.4	±0.1	
Enlisted	89	±1	1.4	±0.1	
E1-E4	89	±2	1.4	±0.1	
E5-E9	90	±1	1.4	±0.1	
Officers	92	±1	1.3	±0.1	
O1-O3	92	±1	1.3	±0.1	
O4-O6	93	±1	1.3	±0.1	
Reserve Unit	90	±1	1.3	±0.1	
AGR/FTS/AR	90	±1	1.4	±0.1	
IMA	92	±2	1.2	±0.1	
Non-Hispanic White	91	±1	1.3	±0.1	
Total Minority	88	±1	1.4	±0.1	
Experienced SH	87	±2	1.6	±0.1	
Experienced GD	87	±2	1.7	±0.1	
Not Experienced SH/GD	91	±1	1.3	±0.1	
Experienced SA	82	±5	1.9	±0.2	
Not Experienced SA	91	±1	1.3	±0.1	

Note. Percent responding are Reserve component members who answered the question. The scale ranges from 1 to 4. Higher scores indicate higher levels of depression. The overall Cronbach's coefficient alpha = 0.93 (males = 0.93 and females = 0.92). Cronbach's coefficient alpha ranges in values from 0 to 1. Values of 0.70 or greater indicate high reliability, meaning the items are internally consistent.





































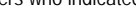



227. Continued	Percent Responding		Mean	Max ME	Depression Scale
National Guard	90	±1	1.4	±0.1	
ARNG	90	±1	1.4	±0.1	
Enlisted	90	±2	1.4	±0.1	
Officers	91	±2	1.3	±0.1	
ANG	90	±1	1.2	±0.1	
Enlisted	90	±1	1.2	±0.1	
Officers	91	±2	1.2	±0.1	
Reserve	90	±1	1.4	±0.1	
USAR	88	±2	1.4	±0.1	
Enlisted	88	±2	1.4	±0.1	
Officers	92	±2	1.3	±0.1	
USNR	91	±2	1.4	±0.1	
Enlisted	90	±2	1.4	±0.1	
Officers	94	±2	1.3	±0.1	
USMCR	91	±6	1.5	±0.2	
USAFR	91	±1	1.2	±0.1	
Enlisted	91	±1	1.2	±0.1	
Officers	92	±2	1.2	±0.1	
MALES	92	±1	1.3	±0.1	
Enlisted	91	±1	1.3	±0.1	
E1-E4	91	±1	1.3	±0.1	
E5-E9	92	±1	1.3	±0.1	
Officers	93	±1	1.2	±0.1	
O1-O3	92	±1	1.2	±0.1	
O4-O6	93	±1	1.2	±0.1	
Reserve Unit	91	±1	1.3	±0.1	
AGR/FTS/AR	92	±1	1.3	±0.1	
IMA	93	±2	1.2	±0.1	
Non-Hispanic White	93	±1	1.3	±0.1	
Total Minority	90	±1	1.3	±0.1	
Experienced SH	87	±3	1.6	±0.1	
Experienced GD	84	±4	1.8	±0.2	
Not Experienced SH/GD	92	±1	1.3	±0.1	
Experienced SA	76	±10	2.0	±0.3	
Not Experienced SA	92	±1	1.3	±0.1	
National Guard	92	±1	1.3	±0.1	
ARNG	92	±1	1.3	±0.1	
Enlisted	91	±1	1.3	±0.1	
Officers	93	±1	1.3	±0.1	
ANG	93	±1	1.2	±0.1	
Enlisted	93	±1	1.2	±0.1	
Officers	95	±1	1.2	±0.1	
Reserve	91	±1	1.3	±0.1	
USAR	90	±1	1.3	±0.1	
Enlisted	90	±2	1.3	±0.1	
Officers	92	±2	1.2	±0.1	
USNR	92	±1	1.3	±0.1	
Enlisted	92	±2	1.3	±0.1	
Officers	94	±2	1.2	±0.1	
USMCR	92	±2	1.3	±0.1	
Enlisted	92	±2	1.3	±0.1	
Officers	91	±2	1.3	±0.1	
USAFR	92	±1	1.2	±0.1	
Enlisted	92	±1	1.2	±0.1	
Officers	94	±2	1.1	±0.1	

228. How satisfied have you been with the availability of information on...























































a. How to file a restricted report?

1. Very dissatisfied
4. Satisfied2. Dissatisfied
5. Very satisfied

3. Neither satisfied nor dissatisfied

	Percent Responding		Percentages					Max ME	Percentage Reporting Satisfied		
			1	2	3	4	5				
TOTAL DOD	95	±1	1	1	12	28	58	±1	86.0	±1.0	
National Guard	95	±1	1	1	12	29	57	±1	86.0	±1.0	
ARNG	94	±1	1	2	12	29	57	±2	85.0	±1.0	
ANG	96	±1	0	1	11	28	60	±1	88.0	±1.0	
Reserve	94	±1	1	1	12	27	59	±1	86.0	±1.0	
USAR	93	±1	1	2	14	28	55	±2	83.0	±1.0	
USNR	96	±1	0	1	7	26	66	±2	92.0	±1.0	
USMCR	95	±1	0	1	10	22	67	±3	90.0	±2.0	
USAFR	95	±1	0	1	11	27	61	±2	88.0	±1.0	
Enlisted	94	±1	1	1	12	28	58	±1	86.0	±1.0	
E1-E4	93	±1	1	1	12	26	60	±2	86.0	±1.0	
E1-E3	93	±2	1	1	11	25	62	±2	87.0	±2.0	
E4	94	±1	1	1	13	26	59	±2	85.0	±2.0	
E5-E9	95	±1	1	1	12	29	56	±1	86.0	±1.0	
Officers	96	±1	1	1	11	30	58	±1	87.0	±1.0	
O1-O3	95	±1	1	1	11	31	56	±2	87.0	±1.0	
O4-O6	97	±1	0	1	10	28	60	±1	88.0	±1.0	
W1-W5	96	±1	0	1	13	31	54	±3	85.0	±2.0	
Reserve Unit	94	±1	1	1	12	28	58	±1	86.0	±1.0	
AGR/FTS/AR	96	±1	1	1	13	29	56	±2	85.0	±1.0	
IMA	96	±1	1	1	14	27	57	±3	84.0	±2.0	
Non-Hispanic White	95	±1	1	1	10	27	60	±1	88.0	±1.0	
Total Minority	93	±1	1	1	14	29	54	±1	84.0	±1.0	
FEMALES	94	±1	1	2	14	31	52	±1	83.0	±1.0	
Enlisted	93	±1	1	2	14	31	51	±2	82.0	±1.0	
E1-E4	92	±1	1	3	15	29	52	±2	81.0	±2.0	
E5-E9	94	±1	1	2	13	32	51	±1	83.0	±1.0	
Officers	96	±1	1	2	12	33	52	±2	85.0	±1.0	
O1-O3	95	±1	1	3	13	34	49	±2	83.0	±2.0	
O4-O6	97	±1	1	2	10	31	56	±2	88.0	±1.0	
Reserve Unit	94	±1	1	2	14	31	52	±1	83.0	±1.0	
AGR/FTS/AR	94	±1	1	2	14	32	51	±2	83.0	±1.0	
IMA	96	±2	1	2	13	31	54	±3	85.0	±3.0	
Non-Hispanic White	95	±1	1	3	12	32	53	±2	84.0	±1.0	
Total Minority	92	±1	1	2	16	30	51	±2	81.0	±2.0	
Experienced SH	91	±2	3	6	20	34	37	±3	71.0	±3.0	
Experienced GD	92	±2	5	7	21	33	34	±3	67.0	±3.0	
Not Experienced SH/GD	95	±1	1	2	12	30	55	±1	86.0	±1.0	
Experienced SA	85	±5	5	7	22	29	36	±7	65.0	±7.0	
Not Experienced SA	95	±1	1	2	14	31	52	±1	83.0	±1.0	

Note. Percent responding are Reserve component members who answered the question. *Percentage Reporting Satisfied* includes members who indicated "Satisfied" and "Very Satisfied."

228a. Continued	Percent Responding		Percentages					Max ME	Percentage Reporting Satisfied		
			1	2	3	4	5				
National Guard	94	±1	1	3	14	31	50	±2	82.0	±2.0	
ARNG	94	±1	1	3	15	31	49	±2	81.0	±2.0	
Enlisted	94	±1	1	3	16	31	50	±2	80.0	±2.0	
Officers	95	±1	1	3	13	37	47	±3	84.0	±2.0	
ANG	94	±1	1	2	12	32	54	±2	85.0	±1.0	
Enlisted	94	±1	1	2	13	32	52	±2	85.0	±2.0	
Officers	96	±1	0	1	8	29	61	±3	90.0	±2.0	
Reserve	94	±1	1	2	13	31	53	±2	83.0	±1.0	
USAR	93	±1	2	3	16	32	47	±2	79.0	±2.0	
Enlisted	92	±2	2	3	16	31	48	±3	79.0	±2.0	
Officers	96	±1	2	3	16	34	45	±3	80.0	±2.0	
USNR	96	±1	0	1	9	27	63	±3	90.0	±2.0	
Enlisted	95	±2	0	1	9	27	63	±3	90.0	±2.0	
Officers	98	±1	1	1	7	28	64	±3	92.0	±2.0	
USMCR	93	±5	0	1	9	36	53	±10	89.0	±6.0	
USAFR	95	±1	1	1	10	30	58	±2	88.0	±1.0	
Enlisted	94	±1	1	1	11	30	58	±2	87.0	±2.0	
Officers	97	±1	0	1	7	30	61	±3	91.0	±2.0	
MALES	95	±1	1	1	11	27	60	±1	87.0	±1.0	
Enlisted	95	±1	1	1	12	27	60	±1	87.0	±1.0	
E1-E4	93	±1	1	1	11	25	62	±2	87.0	±1.0	
E5-E9	95	±1	1	1	12	29	58	±1	86.0	±1.0	
Officers	96	±1	0	1	10	29	59	±1	88.0	±1.0	
O1-O3	95	±1	1	1	10	30	58	±2	88.0	±2.0	
O4-O6	97	±1	0	1	10	27	61	±2	88.0	±1.0	
Reserve Unit	95	±1	1	1	11	27	60	±1	87.0	±1.0	
AGR/FTS/AR	96	±1	1	1	13	28	58	±2	86.0	±1.0	
IMA	96	±1	1	1	14	26	58	±3	84.0	±3.0	
Non-Hispanic White	96	±1	1	1	10	27	62	±1	88.0	±1.0	
Total Minority	93	±1	1	1	14	29	56	±2	84.0	±1.0	
Experienced SH	91	±3	5	4	21	29	42	±5	71.0	±4.0	
Experienced GD	89	±4	8	6	24	21	40	±6	62.0	±6.0	
Not Experienced SH/GD	95	±1	0	1	11	27	60	±1	88.0	±1.0	
Experienced SA	78	±10	10	4	27	26	33	±14	59.0	±12.0	
Not Experienced SA	96	±1	1	1	11	27	60	±1	87.0	±1.0	
National Guard	95	±1	1	1	11	28	59	±1	87.0	±1.0	
ARNG	95	±1	1	1	12	28	58	±2	86.0	±1.0	
Enlisted	94	±1	1	1	12	28	58	±2	86.0	±1.0	
Officers	96	±1	0	1	12	31	56	±2	86.0	±2.0	
ANG	96	±1	0	1	10	28	61	±2	89.0	±1.0	
Enlisted	96	±1	0	1	11	27	61	±2	89.0	±1.0	
Officers	98	±1	0	1	8	28	62	±2	90.0	±2.0	
Reserve	94	±1	1	1	11	26	61	±1	87.0	±1.0	
USAR	94	±1	1	1	13	27	57	±2	84.0	±2.0	
Enlisted	93	±1	1	1	14	27	57	±2	84.0	±2.0	
Officers	95	±1	1	1	12	30	56	±2	86.0	±2.0	
USNR	96	±1	0	1	7	26	67	±2	93.0	±1.0	
Enlisted	95	±2	0	0	7	26	66	±3	92.0	±2.0	
Officers	97	±1	0	1	5	24	70	±3	94.0	±2.0	
USMCR	95	±1	0	1	10	22	68	±3	90.0	±2.0	
Enlisted	95	±1	0	1	10	21	68	±3	90.0	±2.0	
Officers	96	±2	0	1	10	27	63	±4	89.0	±3.0	
USAFR	95	±1	0	1	11	26	61	±2	88.0	±1.0	
Enlisted	95	±1	0	1	12	27	61	±2	87.0	±2.0	
Officers	96	±1	0	1	9	25	65	±3	90.0	±2.0	





































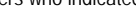



228. How satisfied have you been with the availability of information on...

b. How to file an unrestricted report?























































1. Very dissatisfied
4. Satisfied

2. Dissatisfied
5. Very satisfied

3. Neither satisfied nor dissatisfied

	Percent Responding		Percentages					Max ME	Percentage Reporting Satisfied		
			1	2	3	4	5				
TOTAL DOD	95	±1	1	1	12	28	58	±1	86.0	±1.0	
National Guard	95	±1	1	1	12	29	57	±1	86.0	±1.0	
ARNG	94	±1	1	1	13	29	57	±2	85.0	±1.0	
ANG	96	±1	0	1	11	28	60	±1	88.0	±1.0	
Reserve	94	±1	1	1	12	27	59	±1	86.0	±1.0	
USAR	93	±1	1	2	14	28	55	±2	83.0	±1.0	
USNR	96	±1	0	1	7	26	66	±2	92.0	±1.0	
USMCR	95	±1	0	1	10	22	67	±3	89.0	±2.0	
USAFR	95	±1	0	1	11	27	61	±2	88.0	±1.0	
Enlisted	94	±1	1	1	12	28	58	±1	86.0	±1.0	
E1-E4	93	±1	1	1	12	26	60	±2	86.0	±1.0	
E1-E3	93	±2	1	1	11	24	62	±2	87.0	±2.0	
E4	94	±1	1	1	13	26	59	±2	85.0	±2.0	
E5-E9	95	±1	1	1	12	29	56	±1	86.0	±1.0	
Officers	96	±1	1	1	11	30	58	±1	88.0	±1.0	
O1-O3	95	±1	1	1	11	31	56	±2	87.0	±1.0	
O4-O6	97	±1	0	1	10	28	61	±1	89.0	±1.0	
W1-W5	96	±1	0	1	13	31	55	±3	85.0	±2.0	
Reserve Unit	94	±1	1	1	12	28	58	±1	86.0	±1.0	
AGR/FTS/AR	96	±1	1	1	13	28	57	±2	85.0	±1.0	
IMA	96	±1	1	2	14	27	57	±3	84.0	±2.0	
Non-Hispanic White	95	±1	1	1	10	27	60	±1	88.0	±1.0	
Total Minority	93	±1	1	1	14	29	54	±1	83.0	±1.0	
FEMALES	94	±1	1	2	14	31	52	±1	83.0	±1.0	
Enlisted	93	±1	1	2	14	31	52	±2	82.0	±1.0	
E1-E4	93	±1	1	3	15	29	52	±2	81.0	±2.0	
E5-E9	94	±1	1	2	13	32	51	±1	83.0	±1.0	
Officers	96	±1	1	2	12	33	52	±2	85.0	±1.0	
O1-O3	95	±1	1	3	13	34	50	±2	83.0	±2.0	
O4-O6	97	±1	1	2	10	31	57	±2	88.0	±1.0	
Reserve Unit	94	±1	1	2	14	31	52	±1	83.0	±1.0	
AGR/FTS/AR	94	±1	1	2	14	32	51	±2	83.0	±1.0	
IMA	96	±2	1	2	12	30	54	±3	84.0	±3.0	
Non-Hispanic White	95	±1	1	3	12	32	53	±2	84.0	±1.0	
Total Minority	93	±1	1	2	16	30	51	±2	81.0	±2.0	
Experienced SH	92	±2	3	6	20	33	37	±3	70.0	±3.0	
Experienced GD	92	±2	5	7	21	33	34	±3	67.0	±3.0	
Not Experienced SH/GD	95	±1	1	2	12	30	55	±1	86.0	±1.0	
Experienced SA	85	±5	5	7	22	30	36	±7	66.0	±7.0	
Not Experienced SA	95	±1	1	2	14	31	52	±1	83.0	±1.0	

Note. Percent responding are Reserve component members who answered the question. *Percentage Reporting Satisfied* includes members who indicated "Satisfied" and "Very Satisfied."

228b. Continued	Percent Responding		Percentages					Max ME	Percentage Reporting Satisfied		
			1	2	3	4	5				
National Guard	94	±1	1	2	14	31	51	±2	82.0	±2.0	
ARNG	94	±1	1	3	15	31	49	±2	81.0	±2.0	
Enlisted	94	±1	1	3	16	31	50	±2	80.0	±2.0	
Officers	95	±1	1	3	13	37	47	±3	84.0	±2.0	
ANG	94	±1	1	1	12	32	54	±2	86.0	±1.0	
Enlisted	94	±1	1	2	13	32	53	±2	85.0	±2.0	
Officers	96	±1	0	1	8	28	62	±3	90.0	±2.0	
Reserve	94	±1	1	2	13	31	53	±2	83.0	±1.0	
USAR	93	±1	2	3	16	32	47	±2	79.0	±2.0	
Enlisted	92	±2	2	3	16	31	48	±3	79.0	±2.0	
Officers	96	±1	2	3	16	34	46	±3	80.0	±2.0	
USNR	96	±1	0	1	9	27	63	±3	90.0	±2.0	
Enlisted	95	±2	0	1	9	26	63	±3	90.0	±2.0	
Officers	98	±1	0	1	7	28	64	±3	92.0	±2.0	
USMCR	93	±5	0	2	8	36	53	±10	90.0	±6.0	
USAFR	95	±1	1	1	10	30	58	±2	88.0	±1.0	
Enlisted	94	±1	1	1	11	30	57	±2	87.0	±2.0	
Officers	97	±1	0	1	7	29	62	±3	91.0	±2.0	
MALES	95	±1	1	1	12	27	60	±1	87.0	±1.0	
Enlisted	94	±1	1	1	12	27	60	±1	87.0	±1.0	
E1-E4	93	±1	1	1	12	25	62	±2	87.0	±1.0	
E5-E9	95	±1	1	1	12	29	58	±1	86.0	±1.0	
Officers	96	±1	0	1	10	29	59	±1	88.0	±1.0	
O1-O3	95	±1	1	1	10	30	58	±2	88.0	±2.0	
O4-O6	97	±1	0	1	10	27	61	±2	89.0	±1.0	
Reserve Unit	95	±1	1	1	11	27	60	±1	87.0	±1.0	
AGR/FTS/AR	96	±1	0	1	13	28	58	±2	86.0	±1.0	
IMA	96	±1	1	1	14	26	58	±3	84.0	±3.0	
Non-Hispanic White	96	±1	1	1	10	26	62	±1	88.0	±1.0	
Total Minority	93	±1	1	1	14	29	56	±2	84.0	±1.0	
Experienced SH	91	±3	4	4	21	28	42	±5	70.0	±4.0	
Experienced GD	89	±4	7	6	25	21	40	±6	61.0	±6.0	
Not Experienced SH/GD	95	±1	0	1	11	27	60	±1	88.0	±1.0	
Experienced SA	79	±9	8	4	30	25	33	±14	59.0	±12.0	
Not Experienced SA	96	±1	1	1	11	27	60	±1	87.0	±1.0	
National Guard	95	±1	1	1	12	28	59	±1	87.0	±1.0	
ARNG	95	±1	1	1	12	28	58	±2	86.0	±1.0	
Enlisted	94	±1	1	1	12	28	58	±2	86.0	±1.0	
Officers	96	±1	0	1	12	31	56	±2	87.0	±2.0	
ANG	96	±1	0	1	10	28	61	±2	89.0	±1.0	
Enlisted	96	±1	0	1	11	28	61	±2	89.0	±1.0	
Officers	98	±1	0	1	8	28	62	±2	90.0	±2.0	
Reserve	94	±1	1	1	11	26	61	±1	87.0	±1.0	
USAR	94	±1	1	1	13	27	57	±2	84.0	±2.0	
Enlisted	93	±1	1	2	14	27	57	±2	84.0	±2.0	
Officers	95	±1	1	1	12	30	56	±2	86.0	±2.0	
USNR	96	±1	0	1	7	26	67	±2	93.0	±1.0	
Enlisted	95	±2	0	0	7	26	66	±3	92.0	±2.0	
Officers	97	±1	0	1	5	24	70	±3	94.0	±2.0	
USMCR	95	±1	0	1	10	21	68	±3	89.0	±2.0	
Enlisted	95	±1	0	1	10	21	68	±3	89.0	±2.0	
Officers	96	±2	0	1	9	26	63	±4	90.0	±3.0	
USAFR	95	±1	0	1	11	26	62	±2	88.0	±1.0	
Enlisted	95	±1	0	1	12	26	61	±2	87.0	±2.0	
Officers	96	±1	0	1	9	25	65	±3	90.0	±2.0	

229. Have you had any military training during the past 12 months on topics related to sexual assault?

	Percent Responding		Percentages	Max ME	Percentage Reporting Yes
			Yes		
TOTAL DOD	95	±1	97	±1	
National Guard	95	±1	98	±1	
ARNG	95	±1	97	±1	
ANG	96	±1	99	±1	
Reserve	94	±1	97	±1	
USAR	94	±1	96	±1	
USNR	96	±1	99	±1	
USMCR	95	±1	97	±1	
USAFR	95	±1	99	±1	
Enlisted	94	±1	97	±1	
E1-E4	93	±1	97	±1	
E1-E3	93	±2	97	±1	
E4	94	±1	97	±1	
E5-E9	95	±1	98	±1	
Officers	96	±1	98	±1	
O1-O3	95	±1	98	±1	
O4-O6	97	±1	98	±1	
W1-W5	96	±1	98	±1	
Reserve Unit	95	±1	97	±1	
AGR/FTS/AR	96	±1	98	±1	
IMA	96	±1	95	±2	
Non-Hispanic White	96	±1	98	±1	
Total Minority	93	±1	96	±1	
FEMALES	94	±1	96	±1	
Enlisted	93	±1	96	±1	
E1-E4	92	±1	96	±1	
E5-E9	94	±1	97	±1	
Officers	96	±1	97	±1	
O1-O3	95	±1	97	±1	
O4-O6	97	±1	98	±1	
Reserve Unit	94	±1	96	±1	
AGR/FTS/AR	94	±1	97	±1	
IMA	96	±2	95	±2	
Non-Hispanic White	95	±1	97	±1	
Total Minority	92	±1	96	±1	
Experienced SH	92	±2	94	±2	
Experienced GD	92	±2	92	±2	
Not Experienced SH/GD	94	±1	97	±1	
Experienced SA	85	±5	96	±4	
Not Experienced SA	95	±1	96	±1	

Note. Percent responding are Reserve component members who answered the question.

229. Continued	Percent Responding		Percentages	Max ME	Percentage Reporting Yes
			Yes		
National Guard	94	±1	97	±1	
ARNG	94	±1	96	±1	
Enlisted	93	±1	96	±1	
Officers	95	±1	97	±1	
ANG	94	±1	99	±1	
Enlisted	94	±1	99	±1	
Officers	96	±1	99	±1	
Reserve	94	±1	96	±1	
USAR	93	±2	95	±1	
Enlisted	92	±2	94	±2	
Officers	96	±1	95	±1	
USNR	96	±1	99	±1	
Enlisted	95	±2	99	±1	
Officers	97	±1	100	±1	
USMCR	95	±5	95	±5	
USAFR	95	±1	98	±1	
Enlisted	94	±1	98	±1	
Officers	97	±1	99	±1	
MALES	95	±1	98	±1	
Enlisted	95	±1	98	±1	
E1–E4	94	±1	97	±1	
E5–E9	96	±1	98	±1	
Officers	96	±1	98	±1	
O1–O3	95	±1	98	±1	
O4–O6	97	±1	98	±1	
Reserve Unit	95	±1	98	±1	
AGR/FTS/AR	96	±1	98	±1	
IMA	96	±1	95	±2	
Non-Hispanic White	96	±1	98	±1	
Total Minority	94	±1	97	±1	
Experienced SH	91	±3	94	±3	
Experienced GD	90	±4	94	±4	
Not Experienced SH/GD	95	±1	98	±1	
Experienced SA	79	±9	90	±11	
Not Experienced SA	96	±1	98	±1	
National Guard	95	±1	98	±1	
ARNG	95	±1	97	±1	
Enlisted	95	±1	97	±1	
Officers	96	±1	99	±1	
ANG	96	±1	99	±1	
Enlisted	96	±1	99	±1	
Officers	98	±1	100	±1	
Reserve	95	±1	98	±1	
USAR	94	±1	97	±1	
Enlisted	94	±1	97	±1	
Officers	95	±1	97	±1	
USNR	96	±1	99	±1	
Enlisted	95	±2	99	±1	
Officers	97	±1	100	±1	
USMCR	95	±1	97	±1	
Enlisted	95	±1	98	±1	
Officers	96	±2	96	±2	
USAFR	95	±1	99	±1	
Enlisted	95	±1	99	±1	
Officers	97	±1	99	±1	

230. My National Guard/Reserve component's sexual assault training...**a. Provides a good understanding of what actions are considered sexual assault.**1. Strongly disagree
4. Agree2. Disagree
5. Strongly agree

3. Neither agree nor disagree

	Percent Responding		Percentages					Max ME	Percentage Reporting Agree		
			1	2	3	4	5				
TOTAL DOD	91	±1	0	0	3	23	73	±1	96.0	±1.0	
National Guard	91	±1	0	0	3	23	73	±1	96.0	±1.0	
ARNG	91	±1	0	0	4	23	72	±1	96.0	±1.0	
ANG	94	±1	0	0	2	21	76	±1	97.0	±1.0	
Reserve	91	±1	0	0	3	23	73	±1	96.0	±1.0	
USAR	89	±1	0	1	4	27	69	±2	95.0	±1.0	
USNR	93	±1	0	0	2	20	77	±2	97.0	±1.0	
USMCR	91	±2	0	0	4	17	79	±2	95.0	±2.0	
USAFR	93	±1	0	0	3	21	76	±1	97.0	±1.0	
Enlisted	91	±1	0	0	3	23	73	±1	96.0	±1.0	
E1-E4	89	±1	0	0	4	19	77	±2	96.0	±1.0	
E1-E3	88	±2	0	0	4	17	79	±2	96.0	±1.0	
E4	89	±1	0	0	4	20	75	±2	95.0	±1.0	
E5-E9	92	±1	0	0	3	26	71	±1	96.0	±1.0	
Officers	93	±1	0	1	3	26	71	±1	97.0	±1.0	
O1-O3	92	±1	0	1	3	26	70	±2	96.0	±1.0	
O4-O6	95	±1	0	0	2	25	72	±1	97.0	±1.0	
W1-W5	93	±2	0	0	2	29	68	±3	97.0	±1.0	
Reserve Unit	91	±1	0	0	3	23	74	±1	96.0	±1.0	
AGR/FTS/AR	92	±1	0	1	3	28	68	±2	96.0	±1.0	
IMA	90	±2	0	1	4	24	71	±2	95.0	±2.0	
Non-Hispanic White	93	±1	0	0	3	22	74	±1	96.0	±1.0	
Total Minority	88	±1	0	0	4	24	71	±1	96.0	±1.0	
FEMALES	89	±1	0	1	4	28	67	±1	95.0	±1.0	
Enlisted	88	±1	0	1	4	27	68	±1	95.0	±1.0	
E1-E4	87	±2	0	1	4	24	70	±2	95.0	±1.0	
E5-E9	90	±1	0	1	4	30	65	±1	95.0	±1.0	
Officers	92	±1	0	1	3	31	65	±2	96.0	±1.0	
O1-O3	91	±1	0	1	3	32	63	±2	95.0	±1.0	
O4-O6	94	±1	0	1	3	28	68	±2	96.0	±1.0	
Reserve Unit	89	±1	0	1	4	27	68	±1	95.0	±1.0	
AGR/FTS/AR	89	±1	0	1	4	32	62	±2	95.0	±1.0	
IMA	90	±2	1	1	4	29	67	±3	95.0	±2.0	
Non-Hispanic White	91	±1	0	1	4	27	69	±2	95.0	±1.0	
Total Minority	86	±1	0	1	4	29	66	±2	95.0	±1.0	
Experienced SH	85	±2	1	3	10	37	50	±3	87.0	±2.0	
Experienced GD	83	±2	1	3	9	40	48	±3	87.0	±3.0	
Not Experienced SH/GD	90	±1	0	0	3	25	72	±1	97.0	±1.0	
Experienced SA	79	±6	1	4	12	36	48	±7	83.0	±6.0	
Not Experienced SA	90	±1	0	1	4	27	68	±1	95.0	±1.0	

Note. Percent responding are Reserve component members who answered the question and who had military training during the past 12 months on topics related to sexual assault. *Percentage Reporting Agree* includes members who indicated "Agree" and "Strongly Agree."

230a. Continued	Percent Responding		Percentages					Max ME	Percentage Reporting Agree		
			1	2	3	4	5				
National Guard	89	±1	0	1	4	28	67	±2	95.0	±1.0	<div></div>
ARNG	88	±2	0	1	4	30	65	±2	95.0	±1.0	<div></div>
Enlisted	88	±2	0	1	4	29	66	±2	95.0	±1.0	<div></div>
Officers	91	±2	0	1	3	35	60	±3	96.0	±2.0	<div></div>
ANG	92	±1	0	0	2	24	73	±2	97.0	±1.0	<div></div>
Enlisted	91	±1	0	0	2	24	73	±2	97.0	±1.0	<div></div>
Officers	94	±2	0	0	3	23	73	±3	96.0	±2.0	<div></div>
Reserve	89	±1	0	1	4	27	68	±2	95.0	±1.0	<div></div>
USAR	86	±2	0	1	5	30	64	±2	94.0	±1.0	<div></div>
Enlisted	85	±2	0	1	5	29	65	±3	93.0	±2.0	<div></div>
Officers	90	±2	0	1	4	34	60	±3	95.0	±2.0	<div></div>
USNR	93	±2	0	1	3	24	73	±3	97.0	±2.0	<div></div>
Enlisted	92	±2	0	1	3	24	72	±3	96.0	±2.0	<div></div>
Officers	96	±2	0	0	2	24	74	±3	98.0	±2.0	<div></div>
USMCR	89	±6	0	1	3	29	67	±9	96.0	±6.0	<div></div>
USAFR	92	±1	0	1	2	24	73	±2	97.0	±1.0	<div></div>
Enlisted	91	±2	0	1	2	24	73	±2	97.0	±1.0	<div></div>
Officers	95	±1	1	1	3	24	72	±3	96.0	±1.0	<div></div>
MALES	92	±1	0	0	3	22	74	±1	96.0	±1.0	<div></div>
Enlisted	91	±1	0	0	3	22	75	±1	96.0	±1.0	<div></div>
E1-E4	89	±1	0	0	4	18	78	±2	96.0	±1.0	<div></div>
E5-E9	93	±1	0	0	3	25	72	±1	97.0	±1.0	<div></div>
Officers	94	±1	0	0	3	25	72	±1	97.0	±1.0	<div></div>
O1-O3	92	±1	0	0	3	25	71	±2	96.0	±1.0	<div></div>
O4-O6	95	±1	0	0	2	24	73	±2	97.0	±1.0	<div></div>
Reserve Unit	91	±1	0	0	3	21	75	±1	96.0	±1.0	<div></div>
AGR/FTS/AR	93	±1	0	1	3	27	69	±2	96.0	±1.0	<div></div>
IMA	90	±2	0	1	4	23	72	±3	95.0	±2.0	<div></div>
Non-Hispanic White	93	±1	0	0	3	22	75	±1	97.0	±1.0	<div></div>
Total Minority	89	±1	0	0	4	23	73	±2	96.0	±1.0	<div></div>
Experienced SH	84	±3	1	3	10	34	52	±5	86.0	±4.0	<div></div>
Experienced GD	81	±5	2	2	15	29	52	±6	81.0	±6.0	<div></div>
Not Experienced SH/GD	92	±1	0	0	3	21	75	±1	97.0	±1.0	<div></div>
Experienced SA	70	±10	4	3	18	30	44	±13	75.0	±13.0	<div></div>
Not Experienced SA	92	±1	0	0	3	22	75	±1	96.0	±1.0	<div></div>
National Guard	92	±1	0	0	3	22	75	±1	96.0	±1.0	<div></div>
ARNG	91	±1	0	0	3	22	74	±2	96.0	±1.0	<div></div>
Enlisted	91	±1	0	0	3	22	74	±2	96.0	±1.0	<div></div>
Officers	94	±1	0	1	3	26	70	±2	96.0	±1.0	<div></div>
ANG	94	±1	0	0	2	21	77	±1	97.0	±1.0	<div></div>
Enlisted	94	±1	0	0	2	20	77	±2	97.0	±1.0	<div></div>
Officers	96	±1	0	0	2	22	75	±2	97.0	±1.0	<div></div>
Reserve	91	±1	0	0	3	22	74	±1	96.0	±1.0	<div></div>
USAR	89	±1	0	0	3	26	70	±2	96.0	±1.0	<div></div>
Enlisted	89	±2	0	0	4	25	71	±2	96.0	±1.0	<div></div>
Officers	91	±2	0	0	3	29	68	±2	97.0	±1.0	<div></div>
USNR	93	±1	0	0	2	19	78	±2	97.0	±1.0	<div></div>
Enlisted	93	±2	0	0	3	20	76	±2	97.0	±2.0	<div></div>
Officers	96	±1	0	0	1	17	82	±2	98.0	±1.0	<div></div>
USMCR	92	±2	0	0	4	16	79	±2	95.0	±2.0	<div></div>
Enlisted	92	±2	0	0	5	15	80	±3	95.0	±2.0	<div></div>
Officers	92	±2	0	0	3	25	72	±4	97.0	±2.0	<div></div>
USAFR	93	±1	0	0	3	20	77	±2	97.0	±1.0	<div></div>
Enlisted	93	±1	0	0	3	19	77	±2	97.0	±1.0	<div></div>
Officers	95	±2	0	0	2	20	76	±3	97.0	±2.0	<div></div>

230. My National Guard/Reserve component's sexual assault training...

b. Teaches that the consumption of alcohol may increase the likelihood of sexual assault.

1. Strongly disagree
4. Agree2. Disagree
5. Strongly agree

3. Neither agree nor disagree

	Percent Responding		Percentages					Max ME	Percentage Reporting Agree		
			1	2	3	4	5				
TOTAL DOD	91	±1	0	1	4	24	72	±1	95.0	±1.0	
National Guard	91	±1	0	1	4	24	72	±1	95.0	±1.0	
ARNG	91	±1	0	1	4	24	71	±1	95.0	±1.0	
ANG	94	±1	0	1	3	22	74	±1	96.0	±1.0	
Reserve	90	±1	0	1	4	23	72	±1	95.0	±1.0	
USAR	89	±1	0	1	5	27	68	±2	95.0	±1.0	
USNR	93	±1	0	0	3	20	77	±2	97.0	±1.0	
USMCR	91	±2	0	0	5	16	79	±2	95.0	±2.0	
USAFR	92	±1	0	1	4	21	74	±1	95.0	±1.0	
Enlisted	91	±1	0	1	4	23	72	±1	95.0	±1.0	
E1-E4	89	±1	0	0	4	20	75	±2	95.0	±1.0	
E1-E3	88	±2	0	1	4	18	77	±2	95.0	±2.0	
E4	89	±1	0	0	4	22	74	±2	95.0	±1.0	
E5-E9	92	±1	0	1	4	26	70	±1	95.0	±1.0	
Officers	93	±1	0	1	3	25	71	±1	96.0	±1.0	
O1-O3	92	±1	0	1	3	26	69	±2	96.0	±1.0	
O4-O6	95	±1	0	1	3	23	73	±1	96.0	±1.0	
W1-W5	93	±2	0	0	2	30	67	±3	97.0	±1.0	
Reserve Unit	91	±1	0	1	4	23	72	±1	95.0	±1.0	
AGR/FTS/AR	92	±1	0	1	4	28	68	±2	95.0	±1.0	
IMA	90	±2	0	1	5	25	69	±3	93.0	±2.0	
Non-Hispanic White	93	±1	0	1	4	23	73	±1	96.0	±1.0	
Total Minority	88	±1	0	1	5	25	69	±1	95.0	±1.0	
FEMALES	89	±1	0	1	5	28	66	±1	94.0	±1.0	
Enlisted	88	±1	0	1	5	28	66	±1	94.0	±1.0	
E1-E4	86	±2	0	1	5	26	68	±2	94.0	±1.0	
E5-E9	90	±1	0	1	5	30	64	±1	94.0	±1.0	
Officers	92	±1	0	1	5	30	64	±2	94.0	±1.0	
O1-O3	91	±2	0	1	5	31	63	±2	94.0	±1.0	
O4-O6	94	±1	0	1	4	27	67	±2	94.0	±1.0	
Reserve Unit	89	±1	0	1	5	28	66	±1	94.0	±1.0	
AGR/FTS/AR	89	±1	0	1	6	32	61	±2	93.0	±1.0	
IMA	90	±2	1	1	6	28	64	±3	92.0	±2.0	
Non-Hispanic White	91	±1	0	1	5	27	67	±2	94.0	±1.0	
Total Minority	86	±1	0	1	5	29	64	±2	93.0	±1.0	
Experienced SH	84	±2	1	3	9	37	50	±3	87.0	±2.0	
Experienced GD	83	±2	1	2	9	40	48	±3	87.0	±2.0	
Not Experienced SH/GD	90	±1	0	1	4	26	69	±1	95.0	±1.0	
Experienced SA	79	±6	1	3	15	34	47	±7	81.0	±6.0	
Not Experienced SA	90	±1	0	1	5	28	66	±1	94.0	±1.0	

Note. Percent responding are Reserve component members who answered the question and who had military training during the past 12 months on topics related to sexual assault. *Percentage Reporting Agree* includes members who indicated "Agree" and "Strongly Agree."

230b. Continued	Percent Responding		Percentages					Max ME	Percentage Reporting Agree		
			1	2	3	4	5				
National Guard	89	±1	0	1	5	29	65	±2	94.0	±1.0	<div></div>
ARNG	88	±2	0	1	5	30	64	±2	94.0	±1.0	<div></div>
Enlisted	88	±2	0	1	5	30	64	±2	94.0	±1.0	<div></div>
Officers	91	±2	0	1	5	34	60	±3	94.0	±2.0	<div></div>
ANG	91	±1	0	1	5	25	69	±2	94.0	±1.0	<div></div>
Enlisted	91	±1	0	1	5	25	69	±2	94.0	±1.0	<div></div>
Officers	94	±2	0	1	5	26	68	±3	94.0	±2.0	<div></div>
Reserve	89	±1	0	1	5	28	66	±2	94.0	±1.0	<div></div>
USAR	86	±2	0	1	6	30	62	±2	93.0	±2.0	<div></div>
Enlisted	85	±2	0	1	6	30	63	±3	92.0	±2.0	<div></div>
Officers	90	±2	0	1	5	33	60	±3	94.0	±2.0	<div></div>
USNR	93	±2	0	1	3	23	73	±3	96.0	±2.0	<div></div>
Enlisted	92	±2	0	1	3	23	72	±3	96.0	±2.0	<div></div>
Officers	96	±2	0	0	2	21	77	±3	98.0	±1.0	<div></div>
USMCR	88	±6	0	0	4	31	65	±10	96.0	±6.0	<div></div>
USAFR	92	±1	0	1	4	25	69	±2	94.0	±1.0	<div></div>
Enlisted	91	±2	0	1	4	25	70	±2	94.0	±1.0	<div></div>
Officers	95	±1	1	2	5	24	69	±3	92.0	±2.0	<div></div>
MALES	91	±1	0	0	4	22	73	±1	96.0	±1.0	<div></div>
Enlisted	91	±1	0	0	4	22	73	±1	96.0	±1.0	<div></div>
E1-E4	89	±1	0	0	4	19	76	±2	95.0	±1.0	<div></div>
E5-E9	93	±1	0	0	4	25	71	±1	96.0	±1.0	<div></div>
Officers	93	±1	0	1	3	24	72	±1	96.0	±1.0	<div></div>
O1-O3	92	±1	0	0	3	25	71	±2	96.0	±1.0	<div></div>
O4-O6	95	±1	0	1	3	22	74	±2	96.0	±1.0	<div></div>
Reserve Unit	91	±1	0	0	4	22	74	±1	96.0	±1.0	<div></div>
AGR/FTS/AR	93	±1	0	0	4	26	69	±2	96.0	±1.0	<div></div>
IMA	90	±2	0	1	5	23	71	±3	94.0	±2.0	<div></div>
Non-Hispanic White	93	±1	0	0	3	22	74	±1	96.0	±1.0	<div></div>
Total Minority	89	±1	0	0	4	24	71	±2	95.0	±1.0	<div></div>
Experienced SH	85	±3	1	2	10	34	53	±5	87.0	±4.0	<div></div>
Experienced GD	81	±5	2	3	15	30	50	±6	81.0	±6.0	<div></div>
Not Experienced SH/GD	92	±1	0	0	3	22	74	±1	96.0	±1.0	<div></div>
Experienced SA	70	±10	4	2	17	32	45	±13	78.0	±13.0	<div></div>
Not Experienced SA	92	±1	0	0	4	22	74	±1	96.0	±1.0	<div></div>
National Guard	92	±1	0	0	4	23	73	±1	96.0	±1.0	<div></div>
ARNG	91	±1	0	0	4	23	73	±2	96.0	±1.0	<div></div>
Enlisted	91	±1	0	0	4	23	73	±2	96.0	±1.0	<div></div>
Officers	93	±1	0	1	3	26	70	±2	96.0	±1.0	<div></div>
ANG	94	±1	0	1	3	21	75	±1	96.0	±1.0	<div></div>
Enlisted	94	±1	0	1	3	21	75	±2	96.0	±1.0	<div></div>
Officers	96	±1	1	1	3	22	74	±2	96.0	±1.0	<div></div>
Reserve	91	±1	0	0	4	22	73	±1	96.0	±1.0	<div></div>
USAR	89	±1	0	0	4	26	70	±2	95.0	±1.0	<div></div>
Enlisted	89	±2	0	0	4	25	70	±2	95.0	±1.0	<div></div>
Officers	91	±2	0	1	3	28	68	±2	96.0	±1.0	<div></div>
USNR	93	±2	0	0	3	19	78	±2	97.0	±1.0	<div></div>
Enlisted	92	±2	0	0	3	21	76	±2	96.0	±2.0	<div></div>
Officers	96	±1	0	0	1	16	83	±2	98.0	±1.0	<div></div>
USMCR	92	±2	0	0	5	16	79	±2	95.0	±2.0	<div></div>
Enlisted	92	±2	0	0	5	15	80	±3	95.0	±2.0	<div></div>
Officers	91	±2	0	0	4	23	73	±4	96.0	±2.0	<div></div>
USAFR	93	±1	0	1	3	20	75	±2	96.0	±1.0	<div></div>
Enlisted	92	±1	0	1	3	20	76	±2	96.0	±1.0	<div></div>
Officers	95	±2	1	1	3	20	75	±3	95.0	±2.0	<div></div>

230. My National Guard/Reserve component's sexual assault training...**c. Teaches how to avoid situations that might increase the risk of being a victim of sexual assault.**1. Strongly disagree
4. Agree2. Disagree
5. Strongly agree

3. Neither agree nor disagree

	Percent Responding		Percentages					Max ME	Percentage Reporting Agree		
			1	2	3	4	5				
TOTAL DOD	91	±1	0	1	4	24	70	±1	95.0	±1.0	
National Guard	91	±1	0	1	4	25	70	±1	95.0	±1.0	
ARNG	90	±1	0	1	4	25	70	±1	95.0	±1.0	
ANG	94	±1	0	1	4	23	72	±1	95.0	±1.0	
Reserve	90	±1	0	1	4	24	70	±1	94.0	±1.0	
USAR	89	±1	0	1	5	27	67	±2	94.0	±1.0	
USNR	93	±1	0	0	3	21	75	±2	96.0	±1.0	
USMCR	91	±2	0	0	5	18	77	±2	95.0	±2.0	
USAFR	92	±1	1	1	4	22	72	±2	94.0	±1.0	
Enlisted	90	±1	0	1	4	24	71	±1	95.0	±1.0	
E1-E4	89	±1	0	1	5	21	74	±2	95.0	±1.0	
E1-E3	88	±2	0	0	4	19	76	±2	95.0	±2.0	
E4	89	±1	0	1	5	22	72	±2	94.0	±1.0	
E5-E9	92	±1	0	1	4	27	68	±1	95.0	±1.0	
Officers	93	±1	1	1	4	27	67	±1	94.0	±1.0	
O1-O3	92	±1	0	1	4	27	66	±2	94.0	±1.0	
O4-O6	95	±1	1	1	4	25	69	±1	94.0	±1.0	
W1-W5	93	±2	0	0	3	31	65	±3	96.0	±1.0	
Reserve Unit	91	±1	0	1	4	24	71	±1	95.0	±1.0	
AGR/FTS/AR	92	±1	0	1	4	29	65	±2	94.0	±1.0	
IMA	90	±2	1	2	6	25	66	±3	91.0	±2.0	
Non-Hispanic White	92	±1	0	1	4	24	71	±1	95.0	±1.0	
Total Minority	88	±1	0	1	5	26	69	±1	94.0	±1.0	
FEMALES	89	±1	0	1	5	29	64	±1	93.0	±1.0	
Enlisted	88	±1	0	1	5	28	65	±1	93.0	±1.0	
E1-E4	86	±2	0	1	5	25	68	±2	94.0	±1.0	
E5-E9	90	±1	0	2	6	31	62	±1	92.0	±1.0	
Officers	92	±1	1	2	5	31	61	±2	92.0	±1.0	
O1-O3	91	±1	0	2	6	32	60	±2	92.0	±2.0	
O4-O6	94	±1	1	2	5	30	63	±2	92.0	±1.0	
Reserve Unit	89	±1	0	1	5	28	65	±1	93.0	±1.0	
AGR/FTS/AR	89	±1	0	2	6	33	59	±2	92.0	±1.0	
IMA	90	±2	1	3	6	29	61	±3	90.0	±2.0	
Non-Hispanic White	91	±1	0	2	5	28	65	±2	93.0	±1.0	
Total Minority	86	±1	0	1	5	30	63	±2	93.0	±1.0	
Experienced SH	84	±2	1	4	12	36	47	±3	83.0	±2.0	
Experienced GD	83	±2	1	4	12	40	44	±3	84.0	±3.0	
Not Experienced SH/GD	90	±1	0	1	4	27	68	±1	95.0	±1.0	
Experienced SA	79	±6	2	4	14	36	44	±7	80.0	±6.0	
Not Experienced SA	90	±1	0	1	5	28	65	±1	93.0	±1.0	

Note. Percent responding are Reserve component members who answered the question and who had military training during the past 12 months on topics related to sexual assault. *Percentage Reporting Agree* includes members who indicated "Agree" and "Strongly Agree."

230c. Continued	Percent Responding		Percentages					Max ME	Percentage Reporting Agree		
			1	2	3	4	5				
National Guard	89	±1	0	1	5	29	64	±2	93.0	±1.0	
ARNG	88	±2	0	1	5	30	62	±2	93.0	±1.0	
Enlisted	88	±2	0	1	5	30	63	±2	93.0	±1.0	
Officers	91	±2	0	2	6	35	56	±3	92.0	±2.0	
ANG	91	±1	1	1	5	26	67	±2	93.0	±1.0	
Enlisted	91	±1	1	1	5	26	68	±2	94.0	±1.0	
Officers	94	±2	1	2	6	26	65	±3	91.0	±2.0	
Reserve	88	±1	0	1	5	28	64	±2	93.0	±1.0	
USAR	86	±2	0	1	6	30	61	±2	92.0	±2.0	
Enlisted	85	±2	0	1	7	29	62	±3	92.0	±2.0	
Officers	90	±2	0	2	6	34	58	±3	92.0	±2.0	
USNR	93	±2	0	1	4	25	70	±3	95.0	±2.0	
Enlisted	92	±2	0	1	4	26	70	±3	95.0	±2.0	
Officers	96	±2	1	1	3	25	71	±3	96.0	±2.0	
USMCR	88	±6	0	1	4	32	63	±10	95.0	±6.0	
USAFR	92	±1	1	2	5	25	68	±2	93.0	±1.0	
Enlisted	91	±2	1	1	5	25	69	±2	94.0	±1.0	
Officers	95	±2	1	3	5	26	64	±3	90.0	±2.0	
MALES	91	±1	0	1	4	23	72	±1	95.0	±1.0	
Enlisted	91	±1	0	1	4	23	72	±1	95.0	±1.0	
E1-E4	89	±1	0	0	4	20	75	±2	95.0	±1.0	
E5-E9	92	±1	0	1	4	26	69	±1	95.0	±1.0	
Officers	93	±1	1	1	4	26	69	±1	95.0	±1.0	
O1-O3	92	±1	0	1	4	26	68	±2	95.0	±1.0	
O4-O6	95	±1	1	1	4	25	70	±2	95.0	±1.0	
Reserve Unit	91	±1	0	1	4	23	72	±1	95.0	±1.0	
AGR/FTS/AR	93	±1	0	1	4	28	67	±2	95.0	±1.0	
IMA	90	±2	1	2	6	24	68	±3	92.0	±2.0	
Non-Hispanic White	93	±1	0	1	4	23	72	±1	95.0	±1.0	
Total Minority	89	±1	0	1	4	25	70	±2	95.0	±1.0	
Experienced SH	84	±3	2	3	10	34	51	±5	85.0	±4.0	
Experienced GD	81	±5	4	3	15	31	48	±7	79.0	±6.0	
Not Experienced SH/GD	92	±1	0	1	4	23	73	±1	95.0	±1.0	
Experienced SA	70	±10	5	3	18	28	47	±13	74.0	±13.0	
Not Experienced SA	92	±1	0	1	4	23	72	±1	95.0	±1.0	
National Guard	92	±1	0	1	4	24	71	±1	95.0	±1.0	
ARNG	91	±1	0	1	4	24	71	±2	95.0	±1.0	
Enlisted	91	±1	0	1	4	23	72	±2	95.0	±1.0	
Officers	93	±1	0	1	4	28	67	±2	95.0	±1.0	
ANG	94	±1	0	1	3	22	73	±1	95.0	±1.0	
Enlisted	94	±1	0	1	3	22	73	±2	95.0	±1.0	
Officers	96	±1	1	1	4	24	70	±2	94.0	±2.0	
Reserve	91	±1	0	1	4	23	72	±1	95.0	±1.0	
USAR	89	±1	0	1	4	26	68	±2	94.0	±1.0	
Enlisted	89	±2	0	1	5	26	69	±2	94.0	±1.0	
Officers	91	±2	0	1	4	29	65	±2	95.0	±1.0	
USNR	93	±2	0	0	3	20	76	±2	96.0	±1.0	
Enlisted	92	±2	0	0	4	21	75	±2	96.0	±2.0	
Officers	96	±1	0	0	2	17	80	±2	97.0	±1.0	
USMCR	91	±2	0	0	5	17	77	±2	95.0	±2.0	
Enlisted	91	±2	0	0	5	16	78	±3	95.0	±2.0	
Officers	92	±2	1	1	4	25	69	±4	94.0	±2.0	
USAFR	93	±1	1	1	4	21	73	±2	94.0	±1.0	
Enlisted	92	±1	0	1	4	21	74	±2	95.0	±1.0	
Officers	95	±2	2	2	4	23	70	±3	92.0	±2.0	

230. My National Guard/Reserve component's sexual assault training...**d. Teaches how to intervene when you witness a situation involving a fellow military member (bystander intervention).**1. Strongly disagree
4. Agree2. Disagree
5. Strongly agree

3. Neither agree nor disagree

	Percent Responding		Percentages					Max ME	Percentage Reporting Agree		
			1	2	3	4	5				
TOTAL DOD	91	±1	0	1	4	25	70	±1	95.0	±1.0	
National Guard	91	±1	0	1	4	25	70	±1	95.0	±1.0	
ARNG	90	±1	0	1	4	25	69	±1	95.0	±1.0	
ANG	93	±1	0	1	3	24	72	±1	96.0	±1.0	
Reserve	90	±1	0	1	4	25	70	±1	95.0	±1.0	
USAR	88	±1	0	1	5	28	66	±2	94.0	±1.0	
USNR	93	±1	0	0	3	21	76	±2	97.0	±1.0	
USMCR	91	±2	0	0	5	18	76	±2	94.0	±2.0	
USAFR	92	±1	0	1	3	23	73	±2	96.0	±1.0	
Enlisted	90	±1	0	1	4	24	71	±1	95.0	±1.0	
E1-E4	89	±1	0	1	5	21	74	±2	95.0	±1.0	
E1-E3	88	±2	0	1	4	19	76	±2	95.0	±2.0	
E4	89	±1	0	1	5	22	72	±2	94.0	±1.0	
E5-E9	92	±1	0	1	4	27	68	±1	95.0	±1.0	
Officers	93	±1	0	1	3	28	68	±1	96.0	±1.0	
O1-O3	91	±1	0	1	4	29	66	±2	95.0	±1.0	
O4-O6	94	±1	0	1	3	26	70	±1	96.0	±1.0	
W1-W5	92	±2	0	1	3	31	65	±3	96.0	±1.0	
Reserve Unit	90	±1	0	1	4	24	71	±1	95.0	±1.0	
AGR/FTS/AR	92	±1	0	1	4	29	66	±2	95.0	±1.0	
IMA	90	±2	0	1	5	26	67	±3	93.0	±2.0	
Non-Hispanic White	92	±1	0	1	4	24	71	±1	95.0	±1.0	
Total Minority	88	±1	0	1	4	26	69	±1	95.0	±1.0	
FEMALES	88	±1	0	1	5	29	65	±1	94.0	±1.0	
Enlisted	88	±1	0	1	5	28	65	±1	93.0	±1.0	
E1-E4	86	±2	0	1	5	25	68	±2	93.0	±2.0	
E5-E9	89	±1	0	1	5	31	62	±1	94.0	±1.0	
Officers	92	±1	0	1	4	32	62	±2	94.0	±1.0	
O1-O3	90	±1	0	2	4	34	60	±2	94.0	±1.0	
O4-O6	94	±1	0	1	4	30	65	±2	95.0	±1.0	
Reserve Unit	88	±1	0	1	5	29	65	±1	94.0	±1.0	
AGR/FTS/AR	89	±1	0	1	5	33	60	±2	93.0	±1.0	
IMA	89	±2	1	2	6	29	63	±3	92.0	±2.0	
Non-Hispanic White	91	±1	0	1	5	29	65	±2	94.0	±1.0	
Total Minority	86	±1	0	1	5	30	64	±2	93.0	±1.0	
Experienced SH	84	±2	1	4	11	36	48	±3	84.0	±2.0	
Experienced GD	82	±2	1	4	10	39	45	±3	84.0	±3.0	
Not Experienced SH/GD	90	±1	0	1	3	27	69	±1	96.0	±1.0	
Experienced SA	79	±6	2	4	14	32	48	±7	80.0	±6.0	
Not Experienced SA	89	±1	0	1	5	29	65	±1	94.0	±1.0	

Note. Percent responding are Reserve component members who answered the question and who had military training during the past 12 months on topics related to sexual assault. *Percentage Reporting Agree* includes members who indicated "Agree" and "Strongly Agree."
























































230d. Continued	Percent Responding		Percentages					Max ME	Percentage Reporting Agree		
			1	2	3	4	5				
National Guard	88	±1	0	1	5	29	64	±2	94.0	±1.0	
ARNG	87	±2	0	1	5	30	62	±2	93.0	±1.0	
Enlisted	87	±2	0	1	6	30	63	±2	93.0	±2.0	
Officers	90	±2	0	2	4	36	57	±3	93.0	±2.0	
ANG	91	±1	0	1	3	27	69	±2	96.0	±1.0	
Enlisted	91	±1	0	1	3	27	69	±2	95.0	±1.0	
Officers	94	±2	0	1	3	28	69	±3	97.0	±1.0	
Reserve	88	±1	0	1	5	29	65	±2	93.0	±1.0	
USAR	86	±2	0	2	6	31	61	±2	92.0	±2.0	
Enlisted	85	±2	0	2	6	30	62	±3	91.0	±2.0	
Officers	90	±2	0	2	5	36	57	±3	93.0	±2.0	
USNR	93	±2	0	0	3	24	73	±3	97.0	±1.0	
Enlisted	92	±2	0	0	3	24	72	±3	97.0	±2.0	
Officers	96	±2	0	0	2	22	75	±3	97.0	±2.0	
USMCR	89	±6	0	1	6	32	61	±10	93.0	±6.0	
USAFR	91	±1	0	1	4	26	69	±2	95.0	±1.0	
Enlisted	91	±2	0	1	4	26	70	±2	95.0	±1.0	
Officers	94	±2	1	2	4	27	68	±3	94.0	±2.0	
MALES	91	±1	0	1	4	24	72	±1	95.0	±1.0	
Enlisted	91	±1	0	1	4	23	72	±1	95.0	±1.0	
E1-E4	89	±1	0	1	4	20	75	±2	95.0	±1.0	
E5-E9	92	±1	0	1	4	26	69	±1	96.0	±1.0	
Officers	93	±1	0	1	3	27	69	±1	96.0	±1.0	
O1-O3	92	±1	0	1	4	27	68	±2	95.0	±1.0	
O4-O6	94	±1	0	0	3	25	71	±2	96.0	±1.0	
Reserve Unit	91	±1	0	1	4	23	72	±1	95.0	±1.0	
AGR/FTS/AR	93	±1	0	1	4	28	68	±2	96.0	±1.0	
IMA	90	±2	0	1	5	25	69	±3	94.0	±2.0	
Non-Hispanic White	92	±1	0	1	4	23	72	±1	96.0	±1.0	
Total Minority	89	±1	0	1	4	25	70	±2	95.0	±1.0	
Experienced SH	83	±3	2	3	11	34	50	±5	84.0	±4.0	
Experienced GD	80	±5	3	3	15	32	48	±7	80.0	±6.0	
Not Experienced SH/GD	92	±1	0	0	3	23	73	±1	96.0	±1.0	
Experienced SA	70	±10	2	2	19	31	46	±13	77.0	±13.0	
Not Experienced SA	92	±1	0	1	4	24	72	±1	96.0	±1.0	
National Guard	92	±1	0	1	4	24	71	±1	95.0	±1.0	
ARNG	91	±1	0	1	4	24	71	±2	95.0	±1.0	
Enlisted	91	±1	0	1	4	24	71	±2	95.0	±1.0	
Officers	93	±1	0	1	4	28	67	±2	95.0	±1.0	
ANG	94	±1	0	1	3	23	73	±1	96.0	±1.0	
Enlisted	94	±1	0	1	3	22	74	±2	96.0	±1.0	
Officers	96	±1	0	0	3	25	72	±2	97.0	±1.0	
Reserve	90	±1	0	0	4	24	72	±1	95.0	±1.0	
USAR	89	±1	0	1	4	27	68	±2	95.0	±1.0	
Enlisted	89	±2	0	1	4	26	69	±2	95.0	±1.0	
Officers	90	±2	0	1	4	30	65	±2	95.0	±1.0	
USNR	93	±2	0	0	3	21	76	±2	97.0	±1.0	
Enlisted	92	±2	0	0	3	22	75	±2	97.0	±2.0	
Officers	95	±2	0	0	1	18	81	±2	98.0	±1.0	
USMCR	91	±2	0	0	5	17	77	±2	94.0	±2.0	
Enlisted	91	±2	0	0	5	16	78	±3	94.0	±2.0	
Officers	91	±2	0	0	3	27	70	±4	96.0	±2.0	
USAFR	93	±1	0	1	3	22	74	±2	96.0	±1.0	
Enlisted	92	±1	0	1	3	22	74	±2	96.0	±1.0	
Officers	95	±2	1	1	3	24	72	±3	95.0	±2.0	

230. My National Guard/Reserve component's sexual assault training...**e. Teaches how to obtain medical care following a sexual assault.**1. Strongly disagree
4. Agree2. Disagree
5. Strongly agree

3. Neither agree nor disagree

	Percent Responding		Percentages					Max ME	Percentage Reporting Agree		
			1	2	3	4	5				
TOTAL DOD	89	±1	0	1	6	25	67	±1	92.0	±1.0	
National Guard	89	±1	0	2	6	25	67	±1	92.0	±1.0	
ARNG	89	±1	0	2	6	26	66	±1	92.0	±1.0	
ANG	92	±1	0	1	5	24	70	±1	94.0	±1.0	
Reserve	89	±1	0	1	6	25	67	±1	92.0	±1.0	
USAR	87	±1	1	2	7	28	63	±2	91.0	±1.0	
USNR	92	±1	0	1	5	23	71	±2	94.0	±1.0	
USMCR	90	±2	0	1	6	18	75	±2	92.0	±2.0	
USAFR	91	±1	0	1	5	23	70	±2	94.0	±1.0	
Enlisted	89	±1	0	1	6	24	68	±1	92.0	±1.0	
E1-E4	87	±1	0	2	6	21	70	±2	92.0	±1.0	
E1-E3	86	±2	0	2	6	19	73	±2	92.0	±2.0	
E4	87	±1	0	1	7	23	69	±2	92.0	±1.0	
E5-E9	90	±1	0	1	5	27	66	±1	93.0	±1.0	
Officers	91	±1	0	2	6	29	63	±1	92.0	±1.0	
O1-O3	90	±1	0	2	6	29	63	±2	92.0	±1.0	
O4-O6	93	±1	0	2	6	28	64	±1	92.0	±1.0	
W1-W5	91	±2	0	1	4	31	63	±3	94.0	±2.0	
Reserve Unit	89	±1	0	1	6	25	68	±1	92.0	±1.0	
AGR/FTS/AR	90	±1	0	1	6	30	63	±2	92.0	±1.0	
IMA	88	±2	1	2	7	26	64	±3	91.0	±2.0	
Non-Hispanic White	91	±1	0	2	6	24	68	±1	93.0	±1.0	
Total Minority	86	±1	0	1	6	26	65	±1	92.0	±1.0	
FEMALES	87	±1	1	3	7	29	60	±1	89.0	±1.0	
Enlisted	86	±1	1	3	7	29	61	±2	89.0	±1.0	
E1-E4	84	±2	1	3	8	26	63	±2	89.0	±2.0	
E5-E9	88	±1	1	3	7	31	59	±1	90.0	±1.0	
Officers	90	±1	1	3	8	32	57	±2	89.0	±1.0	
O1-O3	89	±2	1	3	8	32	56	±2	89.0	±2.0	
O4-O6	92	±1	1	3	7	30	59	±2	89.0	±1.0	
Reserve Unit	87	±1	1	3	7	29	61	±1	89.0	±1.0	
AGR/FTS/AR	87	±1	0	3	8	33	56	±2	89.0	±1.0	
IMA	88	±2	1	3	8	28	60	±3	89.0	±2.0	
Non-Hispanic White	89	±1	1	3	7	28	60	±2	89.0	±1.0	
Total Minority	84	±1	1	2	7	30	60	±2	90.0	±1.0	
Experienced SH	82	±2	2	6	13	35	43	±3	78.0	±3.0	
Experienced GD	81	±3	2	6	14	38	40	±3	78.0	±3.0	
Not Experienced SH/GD	88	±1	0	2	6	27	64	±1	92.0	±1.0	
Experienced SA	78	±6	5	8	15	31	41	±7	72.0	±7.0	
Not Experienced SA	88	±1	1	3	7	29	61	±1	90.0	±1.0	

Note. Percent responding are Reserve component members who answered the question and who had military training during the past 12 months on topics related to sexual assault. *Percentage Reporting Agree* includes members who indicated "Agree" and "Strongly Agree."

230e. Continued	Percent Responding		Percentages					Max ME	Percentage Reporting Agree		
			1	2	3	4	5				
National Guard	87	±1	1	3	8	29	60	±2	89.0	±1.0	
ARNG	86	±2	1	3	8	30	58	±2	88.0	±2.0	
Enlisted	86	±2	1	3	8	29	59	±2	88.0	±2.0	
Officers	90	±2	1	3	7	37	52	±3	89.0	±2.0	
ANG	89	±1	0	3	6	26	64	±2	90.0	±1.0	
Enlisted	89	±2	0	3	7	26	64	±2	90.0	±1.0	
Officers	92	±2	0	2	6	28	63	±3	91.0	±2.0	
Reserve	87	±1	1	3	7	29	61	±2	90.0	±1.0	
USAR	84	±2	1	3	9	31	56	±2	87.0	±2.0	
Enlisted	83	±2	1	3	8	31	57	±3	88.0	±2.0	
Officers	87	±2	1	3	9	33	53	±3	87.0	±2.0	
USNR	91	±2	1	1	5	27	67	±3	94.0	±2.0	
Enlisted	90	±2	1	1	5	26	68	±3	94.0	±2.0	
Officers	94	±2	1	1	4	27	67	±3	94.0	±2.0	
USMCR	87	±6	0	1	9	29	61	±10	90.0	±7.0	
USAFR	90	±1	0	2	5	26	66	±2	92.0	±1.0	
Enlisted	89	±2	0	2	5	26	67	±2	93.0	±1.0	
Officers	94	±2	0	3	7	26	64	±3	90.0	±2.0	
MALES	89	±1	0	1	6	24	69	±1	93.0	±1.0	
Enlisted	89	±1	0	1	6	24	69	±1	93.0	±1.0	
E1-E4	87	±1	0	1	6	20	72	±2	92.0	±1.0	
E5-E9	91	±1	0	1	5	26	67	±1	93.0	±1.0	
Officers	91	±1	0	1	5	28	65	±1	93.0	±1.0	
O1-O3	90	±1	0	1	6	28	64	±2	93.0	±1.0	
O4-O6	93	±1	0	1	6	28	65	±2	93.0	±1.0	
Reserve Unit	89	±1	0	1	6	24	69	±1	93.0	±1.0	
AGR/FTS/AR	91	±1	0	1	5	29	64	±2	93.0	±1.0	
IMA	88	±2	0	1	7	26	66	±3	92.0	±2.0	
Non-Hispanic White	91	±1	0	1	5	24	70	±1	93.0	±1.0	
Total Minority	87	±1	0	1	6	25	67	±2	92.0	±1.0	
Experienced SH	81	±4	2	3	15	35	45	±5	80.0	±4.0	
Experienced GD	81	±5	2	5	16	32	45	±7	77.0	±6.0	
Not Experienced SH/GD	90	±1	0	1	5	24	70	±1	94.0	±1.0	
Experienced SA	67	±11	3	2	18	32	45	±13	77.0	±12.0	
Not Experienced SA	90	±1	0	1	5	24	69	±1	93.0	±1.0	
National Guard	90	±1	0	1	6	25	68	±1	93.0	±1.0	
ARNG	89	±1	0	1	6	25	68	±2	93.0	±1.0	
Enlisted	89	±1	0	1	6	24	68	±2	93.0	±1.0	
Officers	92	±1	0	2	6	30	62	±2	92.0	±2.0	
ANG	92	±1	0	1	4	23	71	±2	94.0	±1.0	
Enlisted	92	±1	0	1	4	22	72	±2	95.0	±1.0	
Officers	94	±1	0	1	5	27	67	±2	94.0	±2.0	
Reserve	89	±1	0	1	6	24	69	±1	93.0	±1.0	
USAR	87	±1	0	1	6	27	65	±2	92.0	±1.0	
Enlisted	87	±2	1	1	6	26	66	±2	92.0	±2.0	
Officers	89	±2	0	1	6	31	61	±2	92.0	±2.0	
USNR	92	±2	0	1	5	22	72	±2	94.0	±2.0	
Enlisted	91	±2	0	1	5	22	72	±3	94.0	±2.0	
Officers	94	±2	0	1	3	21	74	±3	96.0	±2.0	
USMCR	90	±2	0	1	6	17	75	±2	92.0	±2.0	
Enlisted	90	±2	0	1	6	16	76	±3	92.0	±2.0	
Officers	89	±2	0	1	6	27	66	±4	94.0	±2.0	
USAFR	91	±1	0	1	5	22	72	±2	94.0	±1.0	
Enlisted	91	±1	0	1	5	22	72	±2	94.0	±1.0	
Officers	93	±2	0	1	4	25	69	±3	94.0	±2.0	

230. My National Guard/Reserve component's sexual assault training...**f. Explains the role of the chain of command in handling sexual assaults.**1. Strongly disagree
4. Agree2. Disagree
5. Strongly agree

3. Neither agree nor disagree

	Percent Responding		Percentages					Max ME	Percentage Reporting Agree		
			1	2	3	4	5				
TOTAL DOD	91	±1	0	1	4	26	69	±1	95.0	±1.0	
National Guard	92	±1	0	1	4	26	69	±1	95.0	±1.0	
ARNG	91	±1	0	1	4	26	68	±1	94.0	±1.0	
ANG	94	±1	0	1	3	25	71	±1	96.0	±1.0	
Reserve	91	±1	0	1	4	26	69	±1	95.0	±1.0	
USAR	89	±1	0	1	5	29	65	±2	94.0	±1.0	
USNR	93	±1	0	1	4	23	72	±2	96.0	±1.0	
USMCR	92	±2	0	0	5	19	76	±2	95.0	±2.0	
USAFR	93	±1	0	1	3	25	71	±2	96.0	±1.0	
Enlisted	91	±1	0	1	4	25	70	±1	95.0	±1.0	
E1-E4	89	±1	0	1	4	22	73	±2	95.0	±1.0	
E1-E3	88	±2	0	1	4	19	76	±2	95.0	±1.0	
E4	90	±1	0	1	5	23	71	±2	94.0	±1.0	
E5-E9	92	±1	0	1	4	28	67	±1	95.0	±1.0	
Officers	93	±1	0	1	4	29	66	±1	95.0	±1.0	
O1-O3	92	±1	0	1	4	30	64	±2	94.0	±1.0	
O4-O6	95	±1	0	1	3	28	67	±1	96.0	±1.0	
W1-W5	93	±2	0	1	3	32	64	±3	96.0	±2.0	
Reserve Unit	91	±1	0	1	4	25	70	±1	95.0	±1.0	
AGR/FTS/AR	93	±1	0	1	5	31	63	±2	94.0	±1.0	
IMA	90	±2	1	1	5	28	66	±3	94.0	±2.0	
Non-Hispanic White	93	±1	0	1	4	25	70	±1	95.0	±1.0	
Total Minority	89	±1	0	1	5	27	67	±1	94.0	±1.0	
FEMALES	89	±1	0	2	6	31	61	±1	92.0	±1.0	
Enlisted	88	±1	0	2	6	30	62	±1	92.0	±1.0	
E1-E4	87	±2	0	2	6	27	65	±2	92.0	±2.0	
E5-E9	90	±1	0	2	6	33	59	±1	92.0	±1.0	
Officers	92	±1	0	2	6	35	57	±2	92.0	±1.0	
O1-O3	91	±1	0	2	7	36	55	±2	91.0	±2.0	
O4-O6	94	±1	0	2	5	33	60	±2	93.0	±1.0	
Reserve Unit	89	±1	0	2	6	30	61	±1	92.0	±1.0	
AGR/FTS/AR	89	±1	0	2	7	35	56	±2	91.0	±1.0	
IMA	90	±2	1	2	6	32	59	±3	92.0	±2.0	
Non-Hispanic White	91	±1	1	2	6	31	61	±2	91.0	±1.0	
Total Minority	87	±1	0	2	6	31	61	±2	92.0	±1.0	
Experienced SH	85	±2	1	5	13	39	42	±3	81.0	±3.0	
Experienced GD	83	±2	2	5	12	42	38	±3	81.0	±3.0	
Not Experienced SH/GD	90	±1	0	1	4	29	65	±1	94.0	±1.0	
Experienced SA	79	±6	3	7	13	36	40	±7	77.0	±6.0	
Not Experienced SA	90	±1	0	2	6	31	61	±1	92.0	±1.0	

Note. Percent responding are Reserve component members who answered the question and who had military training during the past 12 months on topics related to sexual assault. *Percentage Reporting Agree* includes members who indicated "Agree" and "Strongly Agree."

230f. Continued	Percent Responding		Percentages					Max ME	Percentage Reporting Agree		
			1	2	3	4	5				
National Guard	89	±1	0	2	6	31	61	±2	92.0	±1.0	
ARNG	88	±2	0	2	7	32	59	±2	91.0	±2.0	
Enlisted	88	±2	0	2	7	31	60	±2	91.0	±2.0	
Officers	91	±2	0	2	6	39	52	±3	91.0	±2.0	
ANG	92	±1	0	1	4	29	65	±2	94.0	±1.0	
Enlisted	91	±1	0	1	4	29	65	±2	94.0	±1.0	
Officers	94	±2	0	2	5	31	62	±3	93.0	±2.0	
Reserve	89	±1	0	2	6	31	61	±2	92.0	±1.0	
USAR	86	±2	1	2	7	33	57	±2	90.0	±2.0	
Enlisted	85	±2	1	2	7	31	58	±3	90.0	±2.0	
Officers	90	±2	1	2	8	37	53	±3	90.0	±2.0	
USNR	93	±2	0	2	4	26	68	±3	94.0	±2.0	
Enlisted	92	±2	0	2	5	26	68	±3	93.0	±2.0	
Officers	96	±2	0	1	3	28	68	±3	96.0	±2.0	
USMCR	89	±6	0	1	5	34	59	±10	94.0	±6.0	
USAFR	92	±1	0	2	4	29	65	±2	94.0	±1.0	
Enlisted	91	±2	0	1	4	28	66	±2	94.0	±1.0	
Officers	95	±1	0	2	4	30	64	±3	94.0	±2.0	
MALES	92	±1	0	1	4	25	71	±1	95.0	±1.0	
Enlisted	91	±1	0	1	4	24	71	±1	95.0	±1.0	
E1-E4	90	±1	0	1	4	20	75	±2	95.0	±1.0	
E5-E9	93	±1	0	1	4	27	68	±1	95.0	±1.0	
Officers	94	±1	0	1	3	28	68	±1	96.0	±1.0	
O1-O3	92	±1	0	1	4	29	67	±2	95.0	±1.0	
O4-O6	95	±1	0	1	3	27	69	±2	96.0	±1.0	
Reserve Unit	92	±1	0	1	4	24	71	±1	96.0	±1.0	
AGR/FTS/AR	93	±1	0	1	4	29	65	±2	95.0	±1.0	
IMA	90	±2	0	1	4	26	68	±3	95.0	±2.0	
Non-Hispanic White	93	±1	0	1	3	24	71	±1	96.0	±1.0	
Total Minority	89	±1	0	1	4	25	70	±2	95.0	±1.0	
Experienced SH	85	±3	1	3	11	36	48	±5	85.0	±4.0	
Experienced GD	82	±5	4	2	15	33	46	±7	79.0	±6.0	
Not Experienced SH/GD	92	±1	0	1	3	24	72	±1	96.0	±1.0	
Experienced SA	70	±10	NR	0	17	40	39	±13	79.0	±13.0	
Not Experienced SA	93	±1	0	1	4	25	71	±1	96.0	±1.0	
National Guard	92	±1	0	1	4	25	71	±1	95.0	±1.0	
ARNG	91	±1	0	1	4	25	70	±2	95.0	±1.0	
Enlisted	91	±1	0	1	4	24	71	±2	95.0	±1.0	
Officers	94	±1	0	1	4	30	65	±2	95.0	±1.0	
ANG	95	±1	0	1	3	24	72	±1	96.0	±1.0	
Enlisted	94	±1	0	0	3	24	73	±2	97.0	±1.0	
Officers	97	±1	0	1	3	26	70	±2	96.0	±1.0	
Reserve	91	±1	0	1	4	25	71	±1	95.0	±1.0	
USAR	90	±1	0	1	4	27	68	±2	95.0	±1.0	
Enlisted	89	±2	0	1	4	27	68	±2	95.0	±1.0	
Officers	91	±2	0	1	4	31	64	±2	95.0	±1.0	
USNR	94	±1	0	0	3	23	74	±2	96.0	±1.0	
Enlisted	93	±2	0	0	4	24	72	±3	96.0	±2.0	
Officers	96	±1	0	0	2	20	78	±2	98.0	±1.0	
USMCR	92	±2	0	0	5	18	77	±2	95.0	±2.0	
Enlisted	92	±2	0	0	5	17	78	±3	95.0	±2.0	
Officers	92	±2	0	1	3	27	69	±4	96.0	±2.0	
USAFR	93	±1	0	1	3	23	73	±2	96.0	±1.0	
Enlisted	93	±1	0	1	3	23	73	±2	96.0	±1.0	
Officers	95	±2	0	0	3	25	72	±3	97.0	±2.0	

230. My National Guard/Reserve component's sexual assault training...

g. Explains the reporting options available if a sexual assault occurs.

1. Strongly disagree
4. Agree2. Disagree
5. Strongly agree

3. Neither agree nor disagree

	Percent Responding		Percentages					Max ME	Percentage Reporting Agree		
			1	2	3	4	5				
TOTAL DOD	91	±1	0	0	4	25	71	±1	96.0	±1.0	
National Guard	91	±1	0	1	3	25	71	±1	96.0	±1.0	
ARNG	91	±1	0	1	4	25	70	±1	95.0	±1.0	
ANG	94	±1	0	0	2	23	74	±1	97.0	±1.0	
Reserve	90	±1	0	0	4	25	71	±1	96.0	±1.0	
USAR	89	±1	0	1	4	28	67	±2	95.0	±1.0	
USNR	93	±1	0	0	3	21	76	±2	97.0	±1.0	
USMCR	92	±2	0	0	4	17	78	±2	95.0	±2.0	
USAFR	93	±1	0	0	2	23	74	±1	97.0	±1.0	
Enlisted	91	±1	0	0	4	24	72	±1	96.0	±1.0	
E1-E4	89	±1	0	0	4	21	75	±2	95.0	±1.0	
E1-E3	88	±2	0	0	4	18	77	±2	95.0	±2.0	
E4	89	±1	0	0	4	22	73	±2	95.0	±1.0	
E5-E9	92	±1	0	0	3	27	69	±1	96.0	±1.0	
Officers	93	±1	0	1	3	27	69	±1	96.0	±1.0	
O1-O3	92	±1	0	1	3	28	68	±2	96.0	±1.0	
O4-O6	95	±1	0	0	3	26	71	±1	97.0	±1.0	
W1-W5	93	±2	0	0	2	30	67	±3	97.0	±1.0	
Reserve Unit	91	±1	0	0	3	24	72	±1	96.0	±1.0	
AGR/FTS/AR	92	±1	0	1	4	29	66	±2	95.0	±1.0	
IMA	90	±2	0	0	4	26	69	±3	95.0	±2.0	
Non-Hispanic White	93	±1	0	0	3	24	72	±1	96.0	±1.0	
Total Minority	88	±1	0	0	4	26	69	±1	95.0	±1.0	
FEMALES	89	±1	0	1	4	30	64	±1	94.0	±1.0	
Enlisted	88	±1	0	1	4	30	65	±1	94.0	±1.0	
E1-E4	87	±2	0	1	5	27	67	±2	94.0	±1.0	
E5-E9	90	±1	0	1	4	32	62	±1	94.0	±1.0	
Officers	92	±1	0	1	4	33	62	±2	95.0	±1.0	
O1-O3	91	±1	0	1	4	33	61	±2	94.0	±1.0	
O4-O6	94	±1	0	1	3	31	65	±2	96.0	±1.0	
Reserve Unit	89	±1	0	1	4	30	65	±1	94.0	±1.0	
AGR/FTS/AR	89	±1	0	1	5	34	60	±2	94.0	±1.0	
IMA	90	±2	0	1	4	30	65	±3	95.0	±2.0	
Non-Hispanic White	91	±1	0	1	4	29	65	±2	94.0	±1.0	
Total Minority	86	±1	0	1	5	31	63	±2	94.0	±1.0	
Experienced SH	85	±2	1	3	9	40	46	±3	86.0	±2.0	
Experienced GD	83	±2	1	4	9	43	43	±3	86.0	±2.0	
Not Experienced SH/GD	90	±1	0	0	3	28	68	±1	96.0	±1.0	
Experienced SA	79	±6	3	4	12	33	48	±7	81.0	±6.0	
Not Experienced SA	90	±1	0	1	4	30	65	±1	95.0	±1.0	

Note. Percent responding are Reserve component members who answered the question and who had military training during the past 12 months on topics related to sexual assault. *Percentage Reporting Agree* includes members who indicated "Agree" and "Strongly Agree."

230g. Continued	Percent Responding		Percentages					Max ME	Percentage Reporting Agree		
			1	2	3	4	5				
National Guard	89	±1	0	1	4	31	64	±2	94.0	±1.0	
ARNG	88	±2	0	1	5	32	62	±2	94.0	±1.0	
Enlisted	88	±2	0	1	5	31	62	±2	94.0	±1.0	
Officers	91	±2	0	1	4	38	56	±3	95.0	±2.0	
ANG	92	±1	0	1	3	27	69	±2	96.0	±1.0	
Enlisted	91	±1	0	1	3	27	69	±2	96.0	±1.0	
Officers	94	±2	0	1	2	27	70	±3	97.0	±1.0	
Reserve	89	±1	0	1	4	30	65	±2	94.0	±1.0	
USAR	86	±2	1	1	6	33	60	±2	92.0	±2.0	
Enlisted	85	±2	1	1	6	32	60	±3	92.0	±2.0	
Officers	90	±2	1	1	5	35	58	±3	94.0	±2.0	
USNR	93	±2	0	1	3	24	72	±3	96.0	±2.0	
Enlisted	92	±2	0	1	3	24	72	±3	96.0	±2.0	
Officers	96	±2	0	0	2	25	73	±3	97.0	±2.0	
USMCR	89	±6	0	0	3	32	65	±10	97.0	±6.0	
USAFR	92	±1	0	1	2	27	70	±2	97.0	±1.0	
Enlisted	91	±2	0	0	2	27	70	±2	97.0	±1.0	
Officers	95	±1	0	1	3	27	69	±3	96.0	±1.0	
MALES	92	±1	0	0	3	23	73	±1	96.0	±1.0	
Enlisted	91	±1	0	0	3	23	73	±1	96.0	±1.0	
E1-E4	89	±1	0	0	4	19	77	±2	96.0	±1.0	
E5-E9	93	±1	0	0	3	26	70	±1	96.0	±1.0	
Officers	93	±1	0	0	3	26	70	±1	97.0	±1.0	
O1-O3	92	±1	0	1	3	26	70	±2	96.0	±1.0	
O4-O6	95	±1	0	0	3	25	72	±2	97.0	±1.0	
Reserve Unit	91	±1	0	0	3	23	73	±1	96.0	±1.0	
AGR/FTS/AR	93	±1	0	0	4	28	68	±2	96.0	±1.0	
IMA	90	±2	0	0	4	25	71	±3	96.0	±2.0	
Non-Hispanic White	93	±1	0	0	3	23	74	±1	96.0	±1.0	
Total Minority	89	±1	0	0	4	24	71	±2	96.0	±1.0	
Experienced SH	84	±3	1	3	9	36	51	±5	87.0	±4.0	
Experienced GD	81	±5	2	2	15	34	48	±7	82.0	±6.0	
Not Experienced SH/GD	92	±1	0	0	3	23	74	±1	97.0	±1.0	
Experienced SA	70	±10	1	0	19	38	42	±13	80.0	±13.0	
Not Experienced SA	92	±1	0	0	3	23	73	±1	96.0	±1.0	
National Guard	92	±1	0	0	3	24	73	±1	96.0	±1.0	
ARNG	91	±1	0	0	4	24	72	±2	96.0	±1.0	
Enlisted	91	±1	0	0	4	23	73	±2	96.0	±1.0	
Officers	93	±1	0	1	3	29	67	±2	96.0	±1.0	
ANG	94	±1	0	0	2	22	75	±1	97.0	±1.0	
Enlisted	94	±1	0	0	2	22	76	±2	98.0	±1.0	
Officers	96	±1	0	0	2	24	73	±2	97.0	±1.0	
Reserve	91	±1	0	0	3	23	73	±1	96.0	±1.0	
USAR	89	±1	0	0	4	26	69	±2	96.0	±1.0	
Enlisted	89	±2	0	0	4	26	70	±2	96.0	±1.0	
Officers	91	±2	0	1	3	29	67	±2	96.0	±1.0	
USNR	94	±1	0	0	3	20	78	±2	97.0	±1.0	
Enlisted	93	±2	0	0	3	21	76	±2	97.0	±2.0	
Officers	96	±1	0	0	1	16	82	±2	98.0	±1.0	
USMCR	92	±2	0	0	5	17	79	±2	95.0	±2.0	
Enlisted	92	±2	0	0	5	16	79	±3	95.0	±2.0	
Officers	92	±2	0	0	2	25	72	±4	97.0	±2.0	
USAFR	93	±1	0	0	2	21	76	±2	97.0	±1.0	
Enlisted	92	±1	0	0	2	21	76	±2	97.0	±1.0	
Officers	95	±2	0	0	2	22	75	±3	97.0	±1.0	

230. My National Guard/Reserve component's sexual assault training...**h. Identifies the points of contact for reporting sexual assault (for example, SARC, Victim Advocate).**1. Strongly disagree
4. Agree2. Disagree
5. Strongly agree

3. Neither agree nor disagree

	Percent Responding		Percentages					Max ME	Percentage Reporting Agree		
			1	2	3	4	5				
TOTAL DOD	91	±1	0	1	4	24	71	±1	95.0	±1.0	
National Guard	91	±1	0	1	4	24	72	±1	95.0	±1.0	
ARNG	91	±1	0	1	4	24	70	±1	95.0	±1.0	
ANG	94	±1	0	0	2	22	76	±1	98.0	±1.0	
Reserve	91	±1	0	1	4	24	71	±1	95.0	±1.0	
USAR	89	±1	0	1	5	27	67	±2	94.0	±1.0	
USNR	93	±1	0	1	3	21	75	±2	96.0	±1.0	
USMCR	92	±2	0	0	5	17	78	±2	95.0	±2.0	
USAFR	93	±1	0	0	2	22	76	±1	97.0	±1.0	
Enlisted	91	±1	0	1	4	23	72	±1	95.0	±1.0	
E1-E4	89	±1	0	1	4	20	75	±2	95.0	±1.0	
E1-E3	88	±2	0	1	5	18	77	±2	95.0	±2.0	
E4	89	±1	0	1	4	22	73	±2	95.0	±1.0	
E5-E9	92	±1	0	1	4	26	69	±1	96.0	±1.0	
Officers	93	±1	0	1	3	26	70	±1	96.0	±1.0	
O1-O3	92	±1	0	1	4	28	68	±2	95.0	±1.0	
O4-O6	95	±1	0	1	3	24	72	±1	96.0	±1.0	
W1-W5	93	±2	0	0	2	30	67	±3	97.0	±1.0	
Reserve Unit	91	±1	0	1	4	23	72	±1	95.0	±1.0	
AGR/FTS/AR	92	±1	0	1	4	28	67	±2	95.0	±1.0	
IMA	90	±2	0	1	4	24	71	±2	95.0	±2.0	
Non-Hispanic White	93	±1	0	1	3	23	73	±1	96.0	±1.0	
Total Minority	89	±1	0	1	4	25	69	±1	95.0	±1.0	
FEMALES	89	±1	0	1	5	29	64	±1	93.0	±1.0	
Enlisted	88	±1	0	1	5	29	65	±1	93.0	±1.0	
E1-E4	87	±2	1	2	6	26	67	±2	92.0	±2.0	
E5-E9	90	±1	0	1	4	31	63	±1	94.0	±1.0	
Officers	92	±1	0	1	4	31	63	±2	94.0	±1.0	
O1-O3	91	±1	0	2	5	33	61	±2	93.0	±2.0	
O4-O6	94	±1	0	1	3	29	66	±2	96.0	±1.0	
Reserve Unit	89	±1	0	2	5	29	65	±1	93.0	±1.0	
AGR/FTS/AR	89	±1	0	1	5	33	61	±2	94.0	±1.0	
IMA	90	±2	0	1	4	28	66	±3	94.0	±2.0	
Non-Hispanic White	91	±1	0	2	5	28	65	±2	93.0	±1.0	
Total Minority	87	±1	0	1	5	30	63	±2	93.0	±1.0	
Experienced SH	85	±2	2	5	10	38	46	±3	84.0	±3.0	
Experienced GD	83	±2	2	5	9	42	43	±3	84.0	±3.0	
Not Experienced SH/GD	90	±1	0	1	4	27	69	±1	96.0	±1.0	
Experienced SA	79	±6	4	5	12	33	47	±7	80.0	±6.0	
Not Experienced SA	90	±1	0	1	5	29	65	±1	94.0	±1.0	

Note. Percent responding are Reserve component members who answered the question and who had military training during the past 12 months on topics related to sexual assault. *Percentage Reporting Agree* includes members who indicated "Agree" and "Strongly Agree."

230h. Continued	Percent Responding		Percentages					Max ME	Percentage Reporting Agree		
			1	2	3	4	5				
National Guard	89	±1	0	1	5	29	64	±2	94.0	±1.0	
ARNG	88	±2	0	2	5	31	62	±2	92.0	±2.0	
Enlisted	88	±2	0	2	6	30	62	±2	92.0	±2.0	
Officers	91	±2	0	2	3	38	57	±3	95.0	±2.0	
ANG	92	±1	0	0	2	26	71	±2	97.0	±1.0	
Enlisted	91	±1	0	0	2	26	71	±2	97.0	±1.0	
Officers	94	±2	0	1	1	25	73	±3	98.0	±1.0	
Reserve	89	±1	1	1	5	29	64	±2	93.0	±1.0	
USAR	86	±2	1	2	7	32	59	±2	91.0	±2.0	
Enlisted	85	±2	1	2	7	31	59	±3	91.0	±2.0	
Officers	90	±2	1	2	6	35	57	±3	92.0	±2.0	
USNR	93	±2	0	1	3	25	70	±3	95.0	±2.0	
Enlisted	92	±2	0	2	3	25	70	±3	95.0	±2.0	
Officers	96	±2	0	1	3	25	71	±3	96.0	±2.0	
USMCR	88	±6	0	1	4	32	64	±10	96.0	±6.0	
USAFR	92	±1	0	0	2	25	72	±2	97.0	±1.0	
Enlisted	91	±2	0	0	2	25	72	±2	97.0	±1.0	
Officers	95	±1	0	1	2	24	73	±3	97.0	±1.0	
MALES	92	±1	0	1	4	23	73	±1	96.0	±1.0	
Enlisted	91	±1	0	1	4	22	73	±1	96.0	±1.0	
E1-E4	90	±1	0	1	4	19	77	±2	95.0	±1.0	
E5-E9	93	±1	0	1	3	25	71	±1	96.0	±1.0	
Officers	93	±1	0	1	3	25	71	±1	96.0	±1.0	
O1-O3	92	±1	0	1	3	26	70	±2	96.0	±1.0	
O4-O6	95	±1	0	0	3	23	74	±2	97.0	±1.0	
Reserve Unit	91	±1	0	1	4	22	74	±1	96.0	±1.0	
AGR/FTS/AR	93	±1	0	1	4	27	69	±2	96.0	±1.0	
IMA	90	±2	0	0	4	23	72	±3	95.0	±2.0	
Non-Hispanic White	93	±1	0	1	3	22	74	±1	96.0	±1.0	
Total Minority	89	±1	0	1	4	24	71	±2	95.0	±1.0	
Experienced SH	85	±3	1	4	10	35	50	±5	85.0	±4.0	
Experienced GD	82	±5	1	3	14	34	48	±6	81.0	±6.0	
Not Experienced SH/GD	92	±1	0	0	3	22	74	±1	96.0	±1.0	
Experienced SA	70	±10	0	4	21	36	38	±13	75.0	±13.0	
Not Experienced SA	93	±1	0	1	3	23	73	±1	96.0	±1.0	
National Guard	92	±1	0	1	4	23	73	±1	96.0	±1.0	
ARNG	91	±1	0	1	4	23	72	±2	95.0	±1.0	
Enlisted	91	±1	0	1	4	22	73	±2	95.0	±1.0	
Officers	94	±1	0	1	3	27	69	±2	96.0	±1.0	
ANG	94	±1	0	0	2	21	77	±1	98.0	±1.0	
Enlisted	94	±1	0	0	2	21	77	±2	98.0	±1.0	
Officers	96	±1	0	0	2	22	76	±2	98.0	±1.0	
Reserve	91	±1	0	0	4	23	73	±1	96.0	±1.0	
USAR	90	±1	0	1	4	26	69	±2	95.0	±1.0	
Enlisted	89	±2	0	1	4	26	69	±2	95.0	±1.0	
Officers	91	±2	0	1	4	29	67	±2	95.0	±1.0	
USNR	94	±1	0	0	3	20	77	±2	97.0	±1.0	
Enlisted	93	±2	0	0	3	21	75	±2	96.0	±2.0	
Officers	96	±1	0	0	2	18	80	±2	98.0	±1.0	
USMCR	92	±2	0	0	5	16	79	±2	95.0	±2.0	
Enlisted	92	±2	0	0	5	15	80	±3	95.0	±2.0	
Officers	92	±2	0	0	3	25	72	±4	97.0	±2.0	
USAFR	93	±1	0	0	2	21	77	±2	97.0	±1.0	
Enlisted	92	±1	0	0	2	21	77	±2	97.0	±1.0	
Officers	95	±2	0	0	2	20	78	±3	98.0	±1.0	

230. My National Guard/Reserve component's sexual assault training...**i. Explains how sexual assault is a mission readiness problem.**1. Strongly disagree
4. Agree2. Disagree
5. Strongly agree

3. Neither agree nor disagree

	Percent Responding		Percentages					Max ME	Percentage Reporting Agree		
			1	2	3	4	5				
TOTAL DOD	91	±1	0	1	4	24	71	±1	95.0	±1.0	
National Guard	91	±1	0	1	4	24	71	±1	95.0	±1.0	
ARNG	91	±1	0	1	4	24	71	±1	95.0	±1.0	
ANG	94	±1	0	1	3	23	74	±1	96.0	±1.0	
Reserve	91	±1	0	1	4	24	71	±1	95.0	±1.0	
USAR	89	±1	0	1	5	27	67	±2	94.0	±1.0	
USNR	93	±1	0	0	3	21	75	±2	96.0	±1.0	
USMCR	92	±2	0	0	5	17	78	±2	95.0	±2.0	
USAFR	93	±1	0	1	4	22	73	±1	95.0	±1.0	
Enlisted	91	±1	0	1	4	23	72	±1	95.0	±1.0	
E1-E4	89	±1	0	1	5	20	75	±2	95.0	±1.0	
E1-E3	88	±2	0	1	4	18	77	±2	95.0	±1.0	
E4	89	±1	0	1	5	21	74	±2	94.0	±1.0	
E5-E9	92	±1	0	1	4	27	69	±1	95.0	±1.0	
Officers	93	±1	0	1	4	27	69	±1	95.0	±1.0	
O1-O3	92	±1	0	1	4	28	67	±2	95.0	±1.0	
O4-O6	95	±1	0	1	4	25	70	±1	95.0	±1.0	
W1-W5	93	±2	0	1	3	30	66	±3	96.0	±1.0	
Reserve Unit	91	±1	0	1	4	23	72	±1	95.0	±1.0	
AGR/FTS/AR	92	±1	0	1	4	28	66	±2	95.0	±1.0	
IMA	90	±2	0	1	6	25	68	±3	93.0	±2.0	
Non-Hispanic White	93	±1	0	1	4	23	72	±1	96.0	±1.0	
Total Minority	88	±1	0	1	5	25	69	±1	94.0	±1.0	
FEMALES	89	±1	0	1	5	29	63	±1	93.0	±1.0	
Enlisted	88	±1	0	1	6	29	64	±1	93.0	±1.0	
E1-E4	87	±2	1	1	6	26	67	±2	92.0	±2.0	
E5-E9	90	±1	0	1	5	32	61	±1	93.0	±1.0	
Officers	92	±1	0	2	5	31	61	±2	93.0	±1.0	
O1-O3	91	±1	0	2	5	32	60	±2	93.0	±2.0	
O4-O6	94	±1	1	2	5	30	63	±2	93.0	±1.0	
Reserve Unit	89	±1	0	1	5	29	64	±1	93.0	±1.0	
AGR/FTS/AR	89	±1	0	2	6	34	58	±2	92.0	±1.0	
IMA	89	±2	1	2	6	29	63	±3	91.0	±2.0	
Non-Hispanic White	91	±1	1	2	5	28	64	±2	93.0	±1.0	
Total Minority	86	±1	0	1	6	30	63	±2	93.0	±1.0	
Experienced SH	85	±2	2	4	11	38	45	±3	83.0	±3.0	
Experienced GD	83	±2	2	5	11	40	42	±3	82.0	±3.0	
Not Experienced SH/GD	90	±1	0	1	4	27	68	±1	95.0	±1.0	
Experienced SA	79	±6	4	4	11	38	44	±7	82.0	±6.0	
Not Experienced SA	90	±1	0	1	5	29	64	±1	93.0	±1.0	

Note. Percent responding are Reserve component members who answered the question and who had military training during the past 12 months on topics related to sexual assault. *Percentage Reporting Agree* includes members who indicated "Agree" and "Strongly Agree."

230i. Continued	Percent Responding		Percentages					Max ME	Percentage Reporting Agree		
			1	2	3	4	5				
National Guard	89	±1	0	1	5	29	63	±2	93.0	±1.0	
ARNG	88	±2	0	1	6	30	62	±2	92.0	±1.0	
Enlisted	88	±2	0	1	6	29	63	±2	92.0	±2.0	
Officers	91	±2	0	2	5	36	56	±3	92.0	±2.0	
ANG	91	±1	0	1	4	27	68	±2	95.0	±1.0	
Enlisted	91	±1	0	1	4	27	68	±2	95.0	±1.0	
Officers	94	±2	0	1	4	27	67	±3	94.0	±2.0	
Reserve	89	±1	1	1	5	29	63	±2	93.0	±1.0	
USAR	86	±2	1	1	7	32	59	±2	91.0	±2.0	
Enlisted	85	±2	1	1	7	31	60	±3	91.0	±2.0	
Officers	90	±2	1	2	6	34	57	±3	92.0	±2.0	
USNR	93	±2	0	1	4	24	70	±3	95.0	±2.0	
Enlisted	92	±2	0	1	4	24	70	±3	94.0	±2.0	
Officers	96	±2	0	1	3	24	72	±3	96.0	±2.0	
USMCR	89	±6	0	1	4	32	63	±10	95.0	±5.0	
USAFR	92	±1	0	2	4	26	68	±2	94.0	±1.0	
Enlisted	91	±2	0	1	4	26	69	±2	94.0	±1.0	
Officers	94	±2	1	2	5	25	67	±3	92.0	±2.0	
MALES	91	±1	0	0	4	23	73	±1	96.0	±1.0	
Enlisted	91	±1	0	0	4	22	73	±1	96.0	±1.0	
E1-E4	90	±1	0	0	4	18	77	±2	95.0	±1.0	
E5-E9	92	±1	0	0	3	26	70	±1	96.0	±1.0	
Officers	93	±1	0	1	3	25	70	±1	96.0	±1.0	
O1-O3	92	±1	0	1	4	26	69	±2	95.0	±1.0	
O4-O6	95	±1	0	1	3	24	72	±2	96.0	±1.0	
Reserve Unit	91	±1	0	0	4	22	73	±1	96.0	±1.0	
AGR/FTS/AR	93	±1	0	1	4	27	68	±2	95.0	±1.0	
IMA	90	±2	0	1	5	23	70	±3	93.0	±2.0	
Non-Hispanic White	93	±1	0	0	3	22	74	±1	96.0	±1.0	
Total Minority	89	±1	0	1	4	24	71	±2	95.0	±1.0	
Experienced SH	84	±3	1	3	11	35	51	±5	85.0	±4.0	
Experienced GD	81	±5	2	2	15	31	49	±6	81.0	±6.0	
Not Experienced SH/GD	92	±1	0	0	3	22	74	±1	96.0	±1.0	
Experienced SA	70	±10	1	5	21	30	44	±13	74.0	±13.0	
Not Experienced SA	92	±1	0	0	4	23	73	±1	96.0	±1.0	
National Guard	92	±1	0	0	4	23	73	±1	96.0	±1.0	
ARNG	91	±1	0	1	4	23	72	±2	96.0	±1.0	
Enlisted	91	±1	0	0	4	22	73	±2	96.0	±1.0	
Officers	93	±1	0	1	4	28	68	±2	95.0	±1.0	
ANG	94	±1	0	0	3	22	75	±1	97.0	±1.0	
Enlisted	94	±1	0	0	3	21	76	±2	97.0	±1.0	
Officers	96	±1	0	0	2	24	73	±2	97.0	±1.0	
Reserve	91	±1	0	0	4	23	73	±1	95.0	±1.0	
USAR	90	±1	0	1	4	26	69	±2	95.0	±1.0	
Enlisted	89	±2	0	1	4	25	70	±2	95.0	±1.0	
Officers	91	±2	0	1	4	28	67	±2	95.0	±1.0	
USNR	93	±1	0	0	3	20	76	±2	97.0	±1.0	
Enlisted	93	±2	0	0	4	21	75	±3	96.0	±2.0	
Officers	96	±1	0	0	2	17	81	±2	98.0	±1.0	
USMCR	92	±2	0	0	5	16	78	±2	95.0	±2.0	
Enlisted	92	±2	0	0	5	15	79	±3	94.0	±2.0	
Officers	92	±2	0	1	3	25	70	±4	95.0	±2.0	
USAFR	93	±1	0	1	3	21	75	±2	96.0	±1.0	
Enlisted	92	±1	0	1	3	21	76	±2	96.0	±1.0	
Officers	95	±2	0	1	4	21	75	±3	95.0	±2.0	

230. My National Guard/Reserve component's sexual assault training...

j. Explains the resources available to victims (for example, Safe Helpline).

1. Strongly disagree
4. Agree2. Disagree
5. Strongly agree

3. Neither agree nor disagree

	Percent Responding		Percentages					Max ME	Percentage Reporting Agree		
			1	2	3	4	5				
TOTAL DOD	91	±1	0	1	4	24	71	±1	95.0	±1.0	
National Guard	91	±1	0	1	4	24	71	±1	95.0	±1.0	
ARNG	91	±1	0	1	4	25	70	±1	95.0	±1.0	
ANG	94	±1	0	0	2	23	74	±1	97.0	±1.0	
Reserve	90	±1	0	1	4	25	70	±1	95.0	±1.0	
USAR	89	±1	0	1	5	28	66	±2	94.0	±1.0	
USNR	93	±1	0	0	3	22	75	±2	96.0	±1.0	
USMCR	91	±2	0	0	5	17	78	±2	95.0	±2.0	
USAFR	93	±1	0	1	3	22	74	±1	97.0	±1.0	
Enlisted	90	±1	0	1	4	24	71	±1	95.0	±1.0	
E1-E4	89	±1	0	1	5	20	74	±2	95.0	±1.0	
E1-E3	88	±2	0	1	4	18	77	±2	95.0	±2.0	
E4	89	±1	0	1	5	22	73	±2	94.0	±1.0	
E5-E9	92	±1	0	1	4	27	68	±1	95.0	±1.0	
Officers	93	±1	0	1	4	28	68	±1	95.0	±1.0	
O1-O3	92	±1	0	1	4	28	66	±2	95.0	±1.0	
O4-O6	95	±1	0	1	3	26	70	±1	96.0	±1.0	
W1-W5	93	±2	0	1	3	30	66	±3	97.0	±1.0	
Reserve Unit	91	±1	0	1	4	24	71	±1	95.0	±1.0	
AGR/FTS/AR	92	±1	0	1	4	29	66	±2	95.0	±1.0	
IMA	90	±2	0	1	4	26	69	±3	95.0	±2.0	
Non-Hispanic White	93	±1	0	1	4	24	72	±1	95.0	±1.0	
Total Minority	88	±1	0	1	5	26	69	±1	95.0	±1.0	
FEMALES	89	±1	1	1	5	30	63	±1	93.0	±1.0	
Enlisted	88	±1	1	1	5	29	64	±1	93.0	±1.0	
E1-E4	86	±2	1	1	5	26	66	±2	93.0	±2.0	
E5-E9	90	±1	1	1	5	32	61	±1	93.0	±1.0	
Officers	92	±1	0	2	5	32	61	±2	93.0	±1.0	
O1-O3	91	±1	0	2	5	33	59	±2	92.0	±2.0	
O4-O6	94	±1	0	1	4	31	63	±2	94.0	±1.0	
Reserve Unit	89	±1	1	2	5	29	64	±1	93.0	±1.0	
AGR/FTS/AR	89	±1	0	1	6	34	59	±2	93.0	±1.0	
IMA	90	±2	0	1	4	30	64	±3	94.0	±2.0	
Non-Hispanic White	91	±1	1	2	5	29	64	±2	92.0	±1.0	
Total Minority	86	±1	0	1	5	30	63	±2	93.0	±1.0	
Experienced SH	84	±2	2	5	11	38	43	±3	82.0	±3.0	
Experienced GD	83	±2	2	5	11	40	41	±3	81.0	±3.0	
Not Experienced SH/GD	90	±1	0	1	4	27	68	±1	95.0	±1.0	
Experienced SA	79	±6	3	7	12	35	42	±7	77.0	±6.0	
Not Experienced SA	90	±1	0	1	5	29	64	±1	93.0	±1.0	
























































Note. Percent responding are Reserve component members who answered the question and who had military training during the past 12 months on topics related to sexual assault. *Percentage Reporting Agree* includes members who indicated "Agree" and "Strongly Agree."

230j. Continued	Percent Responding		Percentages					Max ME	Percentage Reporting Agree		
			1	2	3	4	5				
National Guard	89	±1	0	1	5	30	63	±2	93.0	±1.0	
ARNG	88	±2	1	2	6	31	61	±2	92.0	±1.0	
Enlisted	87	±2	1	2	6	31	62	±2	92.0	±2.0	
Officers	91	±2	0	2	5	37	55	±3	92.0	±2.0	
ANG	91	±1	0	1	3	27	69	±2	96.0	±1.0	
Enlisted	91	±1	0	1	3	27	69	±2	96.0	±1.0	
Officers	94	±2	0	1	4	27	69	±3	96.0	±2.0	
Reserve	89	±1	1	2	5	29	63	±2	92.0	±1.0	
USAR	86	±2	1	2	7	31	59	±2	90.0	±2.0	
Enlisted	85	±2	1	2	7	30	59	±3	90.0	±2.0	
Officers	90	±2	1	2	7	35	56	±3	91.0	±2.0	
USNR	93	±2	0	1	3	25	70	±3	96.0	±2.0	
Enlisted	92	±2	0	1	4	25	70	±3	95.0	±2.0	
Officers	96	±2	0	1	3	25	71	±3	96.0	±2.0	
USMCR	89	±6	0	0	5	33	61	±10	94.0	±7.0	
USAFR	92	±1	0	1	3	26	70	±2	96.0	±1.0	
Enlisted	91	±2	0	1	3	26	70	±2	96.0	±1.0	
Officers	95	±1	0	1	3	27	69	±3	95.0	±2.0	
MALES	91	±1	0	0	4	23	72	±1	96.0	±1.0	
Enlisted	91	±1	0	0	4	23	73	±1	95.0	±1.0	
E1-E4	89	±1	0	0	4	19	76	±2	95.0	±1.0	
E5-E9	92	±1	0	0	4	26	70	±1	96.0	±1.0	
Officers	93	±1	0	1	3	26	69	±1	96.0	±1.0	
O1-O3	92	±1	0	1	4	27	68	±2	95.0	±1.0	
O4-O6	95	±1	0	0	3	25	71	±2	96.0	±1.0	
Reserve Unit	91	±1	0	0	4	23	73	±1	96.0	±1.0	
AGR/FTS/AR	93	±1	0	1	4	28	68	±2	95.0	±1.0	
IMA	90	±2	0	0	5	25	70	±3	95.0	±2.0	
Non-Hispanic White	93	±1	0	0	4	23	73	±1	96.0	±1.0	
Total Minority	89	±1	0	0	4	24	71	±2	95.0	±1.0	
Experienced SH	84	±3	1	3	12	34	50	±5	83.0	±4.0	
Experienced GD	82	±5	1	3	15	33	47	±7	81.0	±6.0	
Not Experienced SH/GD	92	±1	0	0	3	23	73	±1	96.0	±1.0	
Experienced SA	70	±10	0	3	23	31	42	±13	74.0	±13.0	
Not Experienced SA	92	±1	0	0	4	23	73	±1	96.0	±1.0	
National Guard	92	±1	0	1	4	23	72	±1	96.0	±1.0	
ARNG	91	±1	0	1	4	24	71	±2	95.0	±1.0	
Enlisted	91	±1	0	1	4	23	72	±2	95.0	±1.0	
Officers	93	±1	0	1	4	28	67	±2	95.0	±1.0	
ANG	94	±1	0	0	2	22	75	±1	97.0	±1.0	
Enlisted	94	±1	0	0	2	21	76	±2	97.0	±1.0	
Officers	96	±1	0	0	2	24	73	±2	97.0	±1.0	
Reserve	91	±1	0	0	4	23	72	±1	96.0	±1.0	
USAR	89	±1	0	0	4	27	68	±2	95.0	±1.0	
Enlisted	89	±2	0	0	4	26	69	±2	95.0	±1.0	
Officers	91	±2	0	1	4	30	65	±2	95.0	±1.0	
USNR	93	±1	0	0	3	21	76	±2	97.0	±1.0	
Enlisted	93	±2	0	0	3	22	75	±2	96.0	±2.0	
Officers	96	±1	0	0	2	19	80	±2	98.0	±1.0	
USMCR	92	±2	0	0	5	16	79	±2	95.0	±2.0	
Enlisted	92	±2	0	0	5	15	80	±3	95.0	±2.0	
Officers	91	±2	0	1	3	27	70	±4	96.0	±2.0	
USAFR	93	±1	0	0	3	21	76	±2	97.0	±1.0	
Enlisted	92	±1	0	0	3	21	76	±2	97.0	±1.0	
Officers	95	±2	0	0	3	22	75	±3	97.0	±2.0	

231. Have you had any military training during the past 12 months on topics related to sexual harassment?

	Percent Responding		Percentages	Max ME	Percentage Reporting Yes
			Yes		
TOTAL DOD	94	±1	97	±1	
National Guard	94	±1	97	±1	
ARNG	94	±1	97	±1	
ANG	95	±1	99	±1	
Reserve	94	±1	97	±1	
USAR	93	±1	96	±1	
USNR	95	±1	99	±1	
USMCR	94	±1	98	±1	
USAFR	94	±1	98	±1	
Enlisted	94	±1	97	±1	
E1-E4	92	±1	97	±1	
E1-E3	92	±2	97	±1	
E4	93	±1	97	±1	
E5-E9	95	±1	98	±1	
Officers	95	±1	98	±1	
O1-O3	94	±1	97	±1	
O4-O6	97	±1	98	±1	
W1-W5	95	±2	98	±1	
Reserve Unit	94	±1	97	±1	
AGR/FTS/AR	95	±1	97	±1	
IMA	96	±1	93	±2	
Non-Hispanic White	95	±1	98	±1	
Total Minority	92	±1	96	±1	
FEMALES	93	±1	96	±1	
Enlisted	92	±1	96	±1	
E1-E4	91	±2	96	±1	
E5-E9	93	±1	96	±1	
Officers	95	±1	96	±1	
O1-O3	94	±1	96	±1	
O4-O6	97	±1	96	±1	
Reserve Unit	93	±1	96	±1	
AGR/FTS/AR	93	±1	96	±1	
IMA	95	±2	92	±2	
Non-Hispanic White	94	±1	97	±1	
Total Minority	91	±1	95	±1	
Experienced SH	91	±2	93	±2	
Experienced GD	91	±2	90	±2	
Not Experienced SH/GD	93	±1	97	±1	
Experienced SA	85	±5	94	±6	
Not Experienced SA	93	±1	96	±1	

Note. Percent responding are Reserve component members who answered the question.

231. Continued	Percent Responding		Percentages	Max ME	Percentage Reporting Yes
			Yes		
National Guard	93	±1	96	±1	
ARNG	92	±1	95	±1	
Enlisted	92	±2	95	±1	
Officers	94	±1	96	±1	
ANG	93	±1	98	±1	
Enlisted	93	±1	98	±1	
Officers	95	±2	97	±1	
Reserve	93	±1	96	±1	
USAR	92	±2	94	±1	
Enlisted	91	±2	94	±2	
Officers	95	±1	95	±1	
USNR	94	±1	99	±1	
Enlisted	94	±2	99	±1	
Officers	97	±2	98	±1	
USMCR	94	±5	93	±6	
USAFR	94	±1	97	±1	
Enlisted	93	±1	98	±1	
Officers	96	±1	96	±1	
MALES	94	±1	97	±1	
Enlisted	94	±1	97	±1	
E1-E4	93	±1	97	±1	
E5-E9	95	±1	98	±1	
Officers	96	±1	98	±1	
O1-O3	94	±1	98	±1	
O4-O6	97	±1	98	±1	
Reserve Unit	94	±1	97	±1	
AGR/FTS/AR	96	±1	98	±1	
IMA	96	±2	94	±2	
Non-Hispanic White	95	±1	98	±1	
Total Minority	93	±1	96	±1	
Experienced SH	90	±3	94	±3	
Experienced GD	87	±4	94	±4	
Not Experienced SH/GD	94	±1	98	±1	
Experienced SA	79	±9	91	±8	
Not Experienced SA	95	±1	97	±1	
National Guard	94	±1	97	±1	
ARNG	94	±1	97	±1	
Enlisted	94	±1	97	±1	
Officers	95	±1	98	±1	
ANG	95	±1	99	±1	
Enlisted	95	±1	99	±1	
Officers	97	±1	99	±1	
Reserve	94	±1	97	±1	
USAR	93	±1	97	±1	
Enlisted	93	±1	97	±1	
Officers	95	±1	97	±1	
USNR	95	±1	99	±1	
Enlisted	94	±2	98	±2	
Officers	96	±1	99	±1	
USMCR	94	±1	98	±1	
Enlisted	94	±2	98	±1	
Officers	95	±2	96	±2	
USAFR	95	±1	98	±1	
Enlisted	94	±1	98	±1	
Officers	96	±1	98	±1	

232. How much do you agree with the following?

a. When you are in a social setting, it is your duty to stop a fellow military member from doing something potentially harmful to themselves or others

1. Strongly disagree
4. Agree

2. Disagree
5. Strongly agree

3. Neither agree nor disagree

	Percent Responding		Percentages					Max ME	Percentage Reporting Agree		
			1	2	3	4	5				
TOTAL DOD	94	±1	0	0	3	17	80	±1	97.0	±1.0	
National Guard	94	±1	0	0	3	16	81	±1	97.0	±1.0	
ARNG	94	±1	0	0	3	16	80	±1	97.0	±1.0	
ANG	95	±1	0	0	2	17	81	±1	98.0	±1.0	
Reserve	93	±1	0	0	3	17	79	±1	96.0	±1.0	
USAR	92	±1	0	0	3	17	79	±1	96.0	±1.0	
USNR	95	±1	0	0	3	17	79	±2	96.0	±1.0	
USMCR	94	±1	0	0	4	14	81	±2	95.0	±2.0	
USAFR	94	±1	0	0	2	17	81	±1	97.0	±1.0	
Enlisted	93	±1	0	0	3	17	80	±1	96.0	±1.0	
E1-E4	92	±1	0	0	4	16	80	±1	96.0	±1.0	
E1-E3	92	±2	0	0	3	15	82	±2	97.0	±1.0	
E4	92	±1	0	0	4	17	78	±2	95.0	±1.0	
E5-E9	94	±1	0	0	3	17	80	±1	97.0	±1.0	
Officers	95	±1	0	0	2	16	82	±1	98.0	±1.0	
O1-O3	94	±1	0	0	2	17	81	±2	98.0	±1.0	
O4-O6	97	±1	0	0	1	16	83	±1	98.0	±1.0	
W1-W5	95	±2	0	0	1	17	81	±2	98.0	±1.0	
Reserve Unit	93	±1	0	0	3	17	80	±1	97.0	±1.0	
AGR/FTS/AR	95	±1	0	0	3	17	80	±1	97.0	±1.0	
IMA	95	±1	0	0	2	18	80	±2	97.0	±1.0	
Non-Hispanic White	95	±1	0	0	2	16	81	±1	97.0	±1.0	
Total Minority	92	±1	0	0	4	18	78	±1	96.0	±1.0	
FEMALES	92	±1	0	0	3	21	75	±1	96.0	±1.0	
Enlisted	92	±1	0	0	3	21	75	±1	96.0	±1.0	
E1-E4	90	±2	0	0	4	21	75	±2	96.0	±1.0	
E5-E9	93	±1	0	0	3	22	75	±1	97.0	±1.0	
Officers	95	±1	0	0	2	21	76	±1	98.0	±1.0	
O1-O3	94	±1	0	0	2	21	76	±2	97.0	±1.0	
O4-O6	96	±1	0	0	2	21	77	±2	98.0	±1.0	
Reserve Unit	92	±1	0	0	3	21	75	±1	96.0	±1.0	
AGR/FTS/AR	92	±1	0	0	3	23	74	±1	97.0	±1.0	
IMA	95	±2	0	0	2	24	74	±3	98.0	±1.0	
Non-Hispanic White	94	±1	0	0	2	21	77	±1	97.0	±1.0	
Total Minority	91	±1	0	0	4	22	73	±2	96.0	±1.0	
Experienced SH	90	±2	0	1	5	25	69	±3	94.0	±2.0	
Experienced GD	90	±2	0	1	4	25	70	±3	95.0	±2.0	
Not Experienced SH/GD	93	±1	0	0	3	21	77	±1	97.0	±1.0	
Experienced SA	84	±5	1	1	6	24	67	±7	91.0	±5.0	
Not Experienced SA	93	±1	0	0	3	21	75	±1	97.0	±1.0	

Note. Percent responding are Reserve component members who answered the question. *Percentage Reporting Agree* includes members who indicated "Agree" and "Strongly Agree."

232a. Continued	Percent Responding		Percentages					Max ME	Percentage Reporting Agree		
			1	2	3	4	5				
National Guard	92	±1	0	0	3	21	75	±2	97.0	±1.0	
ARNG	92	±1	0	0	3	22	74	±2	96.0	±1.0	
Enlisted	92	±2	0	0	3	22	74	±2	96.0	±1.0	
Officers	94	±2	0	0	1	22	76	±2	98.0	±1.0	
ANG	93	±1	0	0	2	20	77	±2	98.0	±1.0	
Enlisted	92	±1	0	0	2	21	77	±2	98.0	±1.0	
Officers	95	±2	0	0	2	17	81	±3	98.0	±1.0	
Reserve	92	±1	0	0	3	21	75	±2	96.0	±1.0	
USAR	91	±2	0	0	4	22	74	±2	96.0	±1.0	
Enlisted	90	±2	0	0	4	21	74	±2	96.0	±2.0	
Officers	95	±1	0	0	3	23	74	±2	97.0	±1.0	
USNR	94	±1	0	1	3	21	75	±3	96.0	±2.0	
Enlisted	93	±2	0	1	3	22	74	±3	96.0	±2.0	
Officers	97	±2	0	0	2	20	77	±3	97.0	±2.0	
USMCR	93	±5	0	0	4	19	77	±9	96.0	±7.0	
USAFR	93	±1	0	0	2	21	77	±2	98.0	±1.0	
Enlisted	93	±1	0	0	2	21	77	±2	98.0	±1.0	
Officers	96	±1	0	0	2	21	77	±2	98.0	±1.0	
MALES	94	±1	0	0	3	16	81	±1	97.0	±1.0	
Enlisted	94	±1	0	0	3	16	81	±1	96.0	±1.0	
E1-E4	92	±1	0	0	4	15	81	±2	96.0	±1.0	
E5-E9	95	±1	0	0	3	16	81	±1	97.0	±1.0	
Officers	95	±1	0	0	2	15	83	±1	98.0	±1.0	
O1-O3	94	±1	0	0	2	15	82	±2	98.0	±1.0	
O4-O6	97	±1	0	0	1	15	84	±1	98.0	±1.0	
Reserve Unit	94	±1	0	0	3	16	81	±1	97.0	±1.0	
AGR/FTS/AR	95	±1	0	0	3	15	82	±2	97.0	±1.0	
IMA	96	±2	0	0	2	16	82	±3	97.0	±2.0	
Non-Hispanic White	95	±1	0	0	2	15	82	±1	97.0	±1.0	
Total Minority	92	±1	0	0	4	16	79	±1	96.0	±1.0	
Experienced SH	90	±3	1	1	8	23	67	±4	90.0	±3.0	
Experienced GD	87	±4	2	1	9	25	62	±6	87.0	±5.0	
Not Experienced SH/GD	94	±1	0	0	3	15	82	±1	97.0	±1.0	
Experienced SA	78	±10	6	0	13	23	59	±13	81.0	±12.0	
Not Experienced SA	95	±1	0	0	3	15	81	±1	97.0	±1.0	
National Guard	94	±1	0	0	3	15	82	±1	97.0	±1.0	
ARNG	94	±1	0	0	3	15	81	±1	97.0	±1.0	
Enlisted	94	±1	0	0	3	15	81	±2	97.0	±1.0	
Officers	95	±1	0	0	2	15	83	±2	98.0	±1.0	
ANG	95	±1	0	0	2	16	82	±1	98.0	±1.0	
Enlisted	95	±1	0	0	2	16	82	±1	98.0	±1.0	
Officers	97	±1	0	0	2	14	84	±2	98.0	±1.0	
Reserve	93	±1	0	0	3	16	81	±1	96.0	±1.0	
USAR	93	±1	0	0	3	16	80	±2	96.0	±1.0	
Enlisted	92	±1	0	0	4	16	80	±2	96.0	±1.0	
Officers	95	±1	0	0	2	15	82	±2	97.0	±1.0	
USNR	95	±1	0	0	3	16	80	±2	96.0	±1.0	
Enlisted	94	±2	0	0	4	17	79	±2	96.0	±1.0	
Officers	96	±1	0	0	1	15	83	±2	98.0	±1.0	
USMCR	94	±1	0	0	4	14	82	±2	95.0	±2.0	
Enlisted	94	±2	0	0	5	14	81	±2	95.0	±2.0	
Officers	95	±2	0	0	1	14	86	±3	99.0	±1.0	
USAFR	94	±1	0	0	2	15	82	±2	97.0	±1.0	
Enlisted	94	±1	0	0	3	15	82	±2	97.0	±1.0	
Officers	96	±1	0	0	1	17	82	±2	98.0	±1.0	





































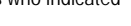



232. How much do you agree with the following?

b. If you are sexually assaulted, you can trust the military system to protect your privacy























































1. Strongly disagree
4. Agree

2. Disagree
5. Strongly agree

3. Neither agree nor disagree

	Percent Responding		Percentages					Max ME	Percentage Reporting Agree		
			1	2	3	4	5				
TOTAL DOD	94	±1	2	4	13	27	54	±1	81.0	±1.0	
National Guard	94	±1	2	4	12	26	55	±1	81.0	±1.0	
ARNG	94	±1	2	4	12	26	55	±1	81.0	±1.0	
ANG	95	±1	2	4	13	28	53	±1	81.0	±1.0	
Reserve	93	±1	2	5	13	27	53	±1	80.0	±1.0	
USAR	92	±1	3	5	14	27	51	±2	78.0	±1.0	
USNR	95	±1	2	4	13	29	52	±2	81.0	±2.0	
USMCR	94	±1	1	3	10	20	65	±3	86.0	±2.0	
USAFR	94	±1	2	5	13	27	53	±2	80.0	±1.0	
Enlisted	93	±1	2	4	13	26	55	±1	81.0	±1.0	
E1-E4	92	±1	2	3	11	23	62	±2	85.0	±1.0	
E1-E3	91	±2	1	2	8	22	67	±2	89.0	±2.0	
E4	92	±1	2	3	12	23	59	±2	82.0	±2.0	
E5-E9	94	±1	3	5	14	28	50	±1	78.0	±1.0	
Officers	95	±1	2	6	13	31	47	±1	78.0	±1.0	
O1-O3	94	±1	2	6	13	30	49	±2	79.0	±1.0	
O4-O6	97	±1	2	7	13	31	47	±1	78.0	±1.0	
W1-W5	95	±2	3	7	15	31	44	±3	75.0	±2.0	
Reserve Unit	93	±1	2	4	12	26	55	±1	81.0	±1.0	
AGR/FTS/AR	95	±1	3	7	15	29	45	±2	75.0	±1.0	
IMA	95	±1	3	8	14	32	44	±3	76.0	±2.0	
Non-Hispanic White	95	±1	2	5	12	26	55	±1	81.0	±1.0	
Total Minority	92	±1	2	4	14	27	53	±1	80.0	±1.0	
FEMALES	92	±1	4	8	19	30	38	±1	68.0	±1.0	
Enlisted	92	±1	4	8	19	29	40	±2	69.0	±1.0	
E1-E4	90	±2	3	5	17	28	47	±2	75.0	±2.0	
E5-E9	93	±1	5	10	21	31	32	±1	63.0	±1.0	
Officers	95	±1	5	12	21	32	30	±2	63.0	±2.0	
O1-O3	94	±1	5	11	20	32	32	±2	64.0	±2.0	
O4-O6	96	±1	5	12	21	33	29	±2	63.0	±2.0	
Reserve Unit	92	±1	4	8	19	30	40	±1	69.0	±1.0	
AGR/FTS/AR	93	±1	7	12	23	30	28	±1	58.0	±2.0	
IMA	95	±2	4	12	20	33	32	±3	65.0	±3.0	
Non-Hispanic White	94	±1	4	9	19	30	37	±2	67.0	±2.0	
Total Minority	91	±1	4	7	19	30	39	±2	69.0	±2.0	
Experienced SH	90	±2	13	18	27	23	19	±3	42.0	±3.0	
Experienced GD	90	±2	18	21	28	18	15	±3	33.0	±3.0	
Not Experienced SH/GD	93	±1	2	6	17	32	43	±1	75.0	±1.0	
Experienced SA	84	±5	18	16	30	19	17	±7	36.0	±7.0	
Not Experienced SA	93	±1	4	8	19	30	39	±1	69.0	±1.0	

Note. Percent responding are Reserve component members who answered the question. *Percentage Reporting Agree* includes members who indicated "Agree" and "Strongly Agree."





































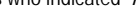



232b. Continued	Percent Responding		Percentages					Max ME	Percentage Reporting Agree		
			1	2	3	4	5				
National Guard	92	±1	4	8	19	29	40	±2	69.0	±2.0	
ARNG	92	±1	4	8	19	29	40	±2	69.0	±2.0	
Enlisted	92	±2	4	7	19	29	41	±2	70.0	±2.0	
Officers	94	±2	5	13	22	31	27	±3	59.0	±3.0	
ANG	93	±1	3	8	19	31	39	±2	70.0	±2.0	
Enlisted	92	±1	3	7	18	31	41	±2	71.0	±2.0	
Officers	95	±2	5	11	21	33	31	±3	64.0	±3.0	
Reserve	92	±1	5	9	20	30	37	±2	67.0	±2.0	
USAR	91	±2	6	9	20	30	35	±2	65.0	±2.0	
Enlisted	90	±2	5	9	20	29	36	±3	66.0	±3.0	
Officers	95	±1	6	12	21	32	30	±3	62.0	±3.0	
USNR	94	±1	4	7	19	32	37	±3	69.0	±3.0	
Enlisted	94	±2	4	7	19	32	38	±3	70.0	±3.0	
Officers	97	±2	4	9	21	33	33	±3	66.0	±3.0	
USMCR	92	±5	7	10	18	23	43	±10	65.0	±9.0	
USAFR	93	±1	3	7	18	31	40	±2	71.0	±2.0	
Enlisted	93	±1	3	7	18	30	42	±2	72.0	±2.0	
Officers	96	±1	4	10	18	35	34	±3	68.0	±3.0	
MALES	94	±1	2	4	11	26	58	±1	83.0	±1.0	
Enlisted	94	±1	2	3	11	25	59	±1	84.0	±1.0	
E1-E4	92	±1	1	2	9	22	65	±2	87.0	±1.0	
E5-E9	95	±1	2	4	13	28	53	±1	81.0	±1.0	
Officers	95	±1	2	5	12	30	51	±1	82.0	±1.0	
O1-O3	94	±1	1	5	11	29	54	±2	83.0	±2.0	
O4-O6	97	±1	2	5	12	31	50	±2	81.0	±1.0	
Reserve Unit	94	±1	2	3	11	25	59	±1	84.0	±1.0	
AGR/FTS/AR	96	±1	2	6	14	29	50	±2	79.0	±2.0	
IMA	96	±2	2	6	12	31	49	±3	80.0	±3.0	
Non-Hispanic White	95	±1	2	4	11	26	58	±1	83.0	±1.0	
Total Minority	92	±1	1	3	12	26	57	±2	84.0	±1.0	
Experienced SH	91	±3	10	13	21	25	30	±5	56.0	±4.0	
Experienced GD	87	±4	16	15	27	19	23	±6	42.0	±6.0	
Not Experienced SH/GD	94	±1	1	3	11	26	59	±1	85.0	±1.0	
Experienced SA	79	±9	14	16	31	15	24	±13	38.0	±12.0	
Not Experienced SA	95	±1	2	4	11	26	58	±1	84.0	±1.0	
National Guard	94	±1	2	4	11	26	58	±1	83.0	±1.0	
ARNG	94	±1	2	4	11	26	58	±2	83.0	±1.0	
Enlisted	94	±1	2	4	11	25	59	±2	84.0	±1.0	
Officers	95	±1	2	6	12	30	50	±2	80.0	±2.0	
ANG	95	±1	1	3	11	27	57	±2	84.0	±1.0	
Enlisted	95	±1	1	3	11	27	58	±2	84.0	±1.0	
Officers	97	±1	2	5	12	30	51	±3	81.0	±2.0	
Reserve	94	±1	2	3	11	26	58	±1	84.0	±1.0	
USAR	93	±1	2	4	12	26	56	±2	83.0	±2.0	
Enlisted	92	±1	2	3	12	26	57	±2	83.0	±2.0	
Officers	95	±1	2	5	12	31	51	±2	81.0	±2.0	
USNR	95	±1	2	3	11	28	57	±2	84.0	±2.0	
Enlisted	94	±2	2	3	11	27	57	±3	84.0	±2.0	
Officers	96	±1	1	4	10	29	56	±3	85.0	±2.0	
USMCR	94	±1	1	2	10	20	66	±3	87.0	±2.0	
Enlisted	94	±2	1	2	10	20	68	±3	87.0	±2.0	
Officers	95	±2	2	6	10	26	57	±4	83.0	±3.0	
USAFR	94	±1	2	4	11	26	58	±2	84.0	±2.0	
Enlisted	94	±1	1	3	11	24	60	±2	84.0	±2.0	
Officers	96	±1	2	5	11	33	50	±3	83.0	±2.0	

232. How much do you agree with the following?
























































c. If you are sexually assaulted, you can trust the military system to ensure your safety following the incident

1. Strongly disagree
4. Agree2. Disagree
5. Strongly agree

3. Neither agree nor disagree

	Percent Responding		Percentages					Max ME	Percentage Reporting Agree		
			1	2	3	4	5				
TOTAL DOD	94	±1	2	3	11	27	58	±1	84.0	±1.0	
National Guard	94	±1	1	3	11	27	58	±1	85.0	±1.0	
ARNG	94	±1	1	3	11	26	58	±1	85.0	±1.0	
ANG	95	±1	1	2	11	28	58	±1	86.0	±1.0	
Reserve	93	±1	2	3	12	27	57	±1	84.0	±1.0	
USAR	92	±1	2	3	13	27	54	±2	82.0	±1.0	
USNR	95	±1	1	2	10	28	57	±2	86.0	±1.0	
USMCR	94	±1	1	1	9	20	68	±2	88.0	±2.0	
USAFR	94	±1	1	3	11	27	58	±2	85.0	±1.0	
Enlisted	93	±1	2	3	11	26	59	±1	85.0	±1.0	
E1-E4	92	±1	1	2	10	23	64	±2	87.0	±1.0	
E1-E3	91	±2	1	1	8	21	69	±2	91.0	±2.0	
E4	92	±1	2	2	11	24	61	±2	85.0	±2.0	
E5-E9	94	±1	2	3	13	29	53	±1	82.0	±1.0	
Officers	95	±1	2	4	11	31	53	±1	84.0	±1.0	
O1-O3	94	±1	2	4	11	30	54	±2	84.0	±1.0	
O4-O6	97	±1	2	4	11	30	54	±1	84.0	±1.0	
W1-W5	95	±2	1	4	13	33	49	±3	82.0	±2.0	
Reserve Unit	93	±1	2	3	11	26	59	±1	85.0	±1.0	
AGR/FTS/AR	95	±1	2	4	13	30	51	±2	81.0	±1.0	
IMA	95	±1	2	4	12	31	52	±3	82.0	±2.0	
Non-Hispanic White	95	±1	1	3	10	26	59	±1	85.0	±1.0	
Total Minority	92	±1	2	3	13	27	56	±1	83.0	±1.0	
FEMALES	92	±1	3	6	18	31	42	±1	73.0	±1.0	
Enlisted	92	±1	3	5	18	30	43	±2	73.0	±1.0	
E1-E4	90	±2	3	3	16	29	50	±2	78.0	±2.0	
E5-E9	93	±1	4	7	20	32	37	±1	69.0	±1.0	
Officers	95	±1	4	7	19	34	36	±2	70.0	±2.0	
O1-O3	94	±1	4	7	19	33	37	±2	70.0	±2.0	
O4-O6	96	±1	3	7	19	34	36	±2	70.0	±2.0	
Reserve Unit	92	±1	3	5	18	31	43	±1	74.0	±1.0	
AGR/FTS/AR	92	±1	5	8	22	33	32	±2	66.0	±2.0	
IMA	95	±2	3	8	18	33	38	±3	71.0	±3.0	
Non-Hispanic White	94	±1	3	6	18	31	42	±2	73.0	±1.0	
Total Minority	90	±1	4	5	19	31	42	±2	73.0	±2.0	
Experienced SH	90	±2	11	14	26	26	23	±3	49.0	±3.0	
Experienced GD	90	±2	16	17	27	22	17	±3	40.0	±3.0	
Not Experienced SH/GD	93	±1	2	4	16	32	47	±1	79.0	±1.0	
Experienced SA	83	±5	16	12	26	26	20	±7	46.0	±7.0	
Not Experienced SA	93	±1	3	5	18	31	42	±1	73.0	±1.0	

Note. Percent responding are Reserve component members who answered the question. *Percentage Reporting Agree* includes members who indicated "Agree" and "Strongly Agree."





































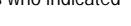



232c. Continued	Percent Responding		Percentages					Max ME	Percentage Reporting Agree		
			1	2	3	4	5				
National Guard	92	±1	3	5	18	30	44	±2	74.0	±2.0	
ARNG	92	±1	4	5	18	30	43	±2	73.0	±2.0	
Enlisted	92	±2	4	5	18	29	45	±2	74.0	±2.0	
Officers	94	±2	4	8	20	35	33	±3	68.0	±3.0	
ANG	93	±1	2	5	17	31	45	±2	76.0	±2.0	
Enlisted	92	±1	2	5	16	31	45	±2	77.0	±2.0	
Officers	95	±2	3	5	21	31	40	±3	71.0	±3.0	
Reserve	92	±1	4	6	19	31	40	±2	72.0	±2.0	
USAR	91	±2	5	7	20	30	38	±2	68.0	±2.0	
Enlisted	90	±2	5	6	20	30	39	±3	69.0	±2.0	
Officers	95	±1	4	9	20	33	34	±3	67.0	±3.0	
USNR	94	±2	3	5	17	33	42	±3	75.0	±3.0	
Enlisted	93	±2	3	5	17	33	42	±3	75.0	±3.0	
Officers	97	±2	3	5	17	34	41	±4	74.0	±3.0	
USMCR	93	±5	4	5	18	29	44	±10	73.0	±8.0	
USAFR	93	±1	2	5	17	32	44	±2	76.0	±2.0	
Enlisted	93	±1	2	4	17	32	45	±2	77.0	±2.0	
Officers	96	±1	3	6	17	35	40	±3	75.0	±2.0	
MALES	94	±1	1	2	10	26	61	±1	87.0	±1.0	
Enlisted	94	±1	1	2	10	25	62	±1	87.0	±1.0	
E1-E4	92	±1	1	2	8	21	68	±2	89.0	±1.0	
E5-E9	95	±1	1	3	11	28	57	±1	85.0	±1.0	
Officers	95	±1	1	3	9	30	58	±1	87.0	±1.0	
O1-O3	94	±1	1	2	9	29	59	±2	88.0	±2.0	
O4-O6	97	±1	1	3	9	29	58	±2	87.0	±1.0	
Reserve Unit	94	±1	1	2	9	25	62	±1	87.0	±1.0	
AGR/FTS/AR	95	±1	1	3	11	29	55	±2	85.0	±2.0	
IMA	96	±2	1	3	9	30	57	±3	87.0	±2.0	
Non-Hispanic White	95	±1	1	2	9	26	62	±1	88.0	±1.0	
Total Minority	92	±1	1	2	11	26	60	±2	86.0	±1.0	
Experienced SH	90	±3	8	10	23	26	34	±5	60.0	±4.0	
Experienced GD	87	±4	14	12	27	20	27	±6	47.0	±6.0	
Not Experienced SH/GD	94	±1	1	2	9	26	63	±1	88.0	±1.0	
Experienced SA	79	±9	15	13	26	21	25	±13	46.0	±12.0	
Not Experienced SA	95	±1	1	2	9	26	62	±1	87.0	±1.0	
National Guard	94	±1	1	2	9	26	61	±1	87.0	±1.0	
ARNG	94	±1	1	2	10	26	61	±2	87.0	±1.0	
Enlisted	94	±1	1	2	10	25	62	±2	87.0	±1.0	
Officers	95	±1	1	3	10	30	56	±2	87.0	±2.0	
ANG	95	±1	1	2	9	27	62	±2	88.0	±1.0	
Enlisted	95	±1	1	2	9	26	62	±2	88.0	±1.0	
Officers	97	±1	1	2	9	28	60	±2	88.0	±2.0	
Reserve	93	±1	1	2	10	25	61	±1	87.0	±1.0	
USAR	93	±1	2	2	10	26	59	±2	86.0	±2.0	
Enlisted	92	±1	2	2	11	25	60	±2	86.0	±2.0	
Officers	95	±1	1	3	10	31	55	±2	86.0	±2.0	
USNR	95	±1	1	2	9	27	62	±2	89.0	±2.0	
Enlisted	94	±2	1	2	9	27	61	±3	88.0	±2.0	
Officers	96	±1	1	2	7	28	62	±3	90.0	±2.0	
USMCR	94	±1	1	1	9	20	70	±3	89.0	±2.0	
Enlisted	94	±2	1	1	9	19	70	±3	89.0	±2.0	
Officers	95	±2	1	2	7	25	64	±4	89.0	±3.0	
USAFR	94	±1	1	2	9	25	62	±2	88.0	±1.0	
Enlisted	94	±1	1	2	10	24	63	±2	87.0	±2.0	
Officers	96	±1	1	2	7	30	59	±3	89.0	±2.0	

232. How much do you agree with the following?























































d. If you are sexually assaulted, you can trust the military system to treat you with dignity and respect

1. Strongly disagree
4. Agree2. Disagree
5. Strongly agree

3. Neither agree nor disagree

	Percent Responding		Percentages					Max ME	Percentage Reporting Agree		
			1	2	3	4	5				
TOTAL DOD	93	±1	2	3	12	26	57	±1	83.0	±1.0	
National Guard	94	±1	2	3	12	26	58	±1	84.0	±1.0	
ARNG	93	±1	2	3	12	26	58	±1	84.0	±1.0	
ANG	95	±1	1	3	12	26	58	±1	84.0	±1.0	
Reserve	93	±1	2	3	13	26	57	±1	82.0	±1.0	
USAR	92	±1	3	3	14	26	54	±2	80.0	±1.0	
USNR	95	±1	2	2	12	27	57	±2	84.0	±2.0	
USMCR	94	±1	1	2	10	19	67	±3	87.0	±2.0	
USAFR	94	±1	2	3	12	26	57	±2	84.0	±1.0	
Enlisted	93	±1	2	3	12	25	58	±1	83.0	±1.0	
E1-E4	92	±1	2	2	10	22	64	±2	86.0	±1.0	
E1-E3	91	±2	1	1	9	20	69	±2	89.0	±2.0	
E4	92	±1	2	2	12	22	62	±2	84.0	±2.0	
E5-E9	94	±1	2	4	13	28	53	±1	81.0	±1.0	
Officers	95	±1	2	4	12	29	53	±1	82.0	±1.0	
O1-O3	94	±1	2	3	12	29	53	±2	82.0	±1.0	
O4-O6	97	±1	2	4	12	29	53	±1	83.0	±1.0	
W1-W5	95	±2	2	3	15	30	50	±3	80.0	±2.0	
Reserve Unit	93	±1	2	3	12	25	58	±1	84.0	±1.0	
AGR/FTS/AR	95	±1	2	4	14	29	50	±2	79.0	±1.0	
IMA	95	±1	2	5	13	30	51	±3	80.0	±2.0	
Non-Hispanic White	95	±1	2	3	11	25	58	±1	84.0	±1.0	
Total Minority	92	±1	2	3	13	26	56	±1	82.0	±1.0	
FEMALES	92	±1	4	6	19	30	42	±1	71.0	±1.0	
Enlisted	92	±1	4	5	19	29	43	±2	72.0	±1.0	
E1-E4	90	±2	3	4	16	27	50	±2	77.0	±2.0	
E5-E9	93	±1	4	7	21	31	36	±1	67.0	±1.0	
Officers	95	±1	4	8	20	33	35	±2	68.0	±2.0	
O1-O3	94	±1	4	7	20	32	36	±2	68.0	±2.0	
O4-O6	96	±1	4	8	20	34	35	±2	69.0	±2.0	
Reserve Unit	92	±1	4	5	18	30	43	±1	72.0	±1.0	
AGR/FTS/AR	92	±1	5	8	24	31	32	±2	63.0	±2.0	
IMA	95	±2	4	8	20	32	37	±3	69.0	±3.0	
Non-Hispanic White	94	±1	4	7	18	30	42	±2	71.0	±1.0	
Total Minority	90	±1	4	5	20	30	41	±2	72.0	±2.0	
Experienced SH	90	±2	12	14	29	24	22	±3	46.0	±3.0	
Experienced GD	90	±2	18	17	30	18	16	±3	35.0	±3.0	
Not Experienced SH/GD	93	±1	2	4	16	32	46	±1	78.0	±1.0	
Experienced SA	84	±5	17	12	25	27	20	±7	47.0	±7.0	
Not Experienced SA	93	±1	4	5	19	30	42	±1	72.0	±1.0	

Note. Percent responding are Reserve component members who answered the question. *Percentage Reporting Agree* includes members who indicated "Agree" and "Strongly Agree."

232d. Continued	Percent Responding		Percentages					Max ME	Percentage Reporting Agree		
			1	2	3	4	5				
National Guard	92	±1	4	5	18	30	43	±2	73.0	±2.0	
ARNG	92	±1	4	6	19	29	43	±2	72.0	±2.0	
Enlisted	92	±2	4	5	18	29	44	±2	73.0	±2.0	
Officers	94	±2	4	9	21	34	32	±3	66.0	±3.0	
ANG	93	±1	3	5	18	31	44	±2	75.0	±2.0	
Enlisted	92	±1	3	4	17	31	45	±2	75.0	±2.0	
Officers	95	±2	3	7	20	31	39	±3	70.0	±3.0	
Reserve	92	±1	4	6	20	30	40	±2	70.0	±2.0	
USAR	91	±2	5	7	21	30	38	±2	68.0	±2.0	
Enlisted	90	±2	5	6	21	29	39	±3	68.0	±3.0	
Officers	95	±1	5	8	20	33	34	±3	66.0	±3.0	
USNR	94	±1	4	5	20	31	40	±3	71.0	±3.0	
Enlisted	94	±2	4	5	19	31	41	±3	72.0	±3.0	
Officers	97	±2	4	5	22	31	37	±3	69.0	±3.0	
USMCR	92	±5	6	7	17	27	43	±10	69.0	±9.0	
USAFR	93	±1	3	5	17	31	44	±2	75.0	±2.0	
Enlisted	92	±1	3	4	17	30	45	±2	76.0	±2.0	
Officers	95	±1	3	6	18	33	39	±3	73.0	±3.0	
MALES	94	±1	1	2	10	25	61	±1	86.0	±1.0	
Enlisted	93	±1	1	2	10	24	62	±1	86.0	±1.0	
E1-E4	92	±1	1	2	9	20	68	±2	88.0	±1.0	
E5-E9	95	±1	2	3	12	27	57	±1	84.0	±1.0	
Officers	95	±1	1	3	10	28	57	±1	85.0	±1.0	
O1-O3	94	±1	1	2	10	28	58	±2	86.0	±2.0	
O4-O6	97	±1	1	3	10	28	57	±2	85.0	±1.0	
Reserve Unit	94	±1	1	2	10	24	62	±1	86.0	±1.0	
AGR/FTS/AR	95	±1	2	3	12	28	55	±2	83.0	±2.0	
IMA	96	±2	1	3	11	29	56	±3	84.0	±3.0	
Non-Hispanic White	95	±1	1	2	10	24	62	±1	86.0	±1.0	
Total Minority	92	±1	1	2	11	25	60	±2	85.0	±1.0	
Experienced SH	90	±3	10	10	23	24	33	±5	58.0	±4.0	
Experienced GD	87	±4	15	14	26	18	26	±6	44.0	±6.0	
Not Experienced SH/GD	94	±1	1	2	10	25	62	±1	87.0	±1.0	
Experienced SA	79	±9	17	9	24	27	22	±12	50.0	±12.0	
Not Experienced SA	95	±1	1	2	10	25	61	±1	86.0	±1.0	
National Guard	94	±1	1	2	10	25	61	±1	86.0	±1.0	
ARNG	94	±1	1	2	10	25	61	±2	86.0	±1.0	
Enlisted	94	±1	1	2	10	24	62	±2	86.0	±1.0	
Officers	95	±1	1	3	11	29	56	±2	84.0	±2.0	
ANG	95	±1	1	2	10	25	61	±2	87.0	±1.0	
Enlisted	95	±1	1	2	10	25	62	±2	87.0	±1.0	
Officers	97	±1	1	2	11	27	59	±2	86.0	±2.0	
Reserve	93	±1	1	2	11	24	61	±1	86.0	±1.0	
USAR	93	±1	2	3	12	25	59	±2	84.0	±2.0	
Enlisted	92	±1	2	2	12	24	60	±2	84.0	±2.0	
Officers	95	±1	2	3	11	29	56	±2	85.0	±2.0	
USNR	95	±1	1	2	10	26	61	±2	87.0	±2.0	
Enlisted	94	±2	2	2	10	26	61	±3	87.0	±2.0	
Officers	96	±1	1	2	9	26	62	±3	88.0	±2.0	
USMCR	94	±1	1	2	10	19	68	±3	87.0	±2.0	
Enlisted	94	±2	1	2	10	18	69	±3	87.0	±2.0	
Officers	95	±2	1	4	8	26	62	±4	87.0	±3.0	
USAFR	94	±1	1	2	10	25	62	±2	87.0	±1.0	
Enlisted	94	±1	1	2	10	24	63	±2	87.0	±2.0	
Officers	96	±1	1	2	8	29	59	±3	88.0	±2.0	

233. In your opinion, has sexual harassment in our nation become more or less of a problem over the last 2 years?

1. Less of a problem today

2. About the same as 2 years ago

3. More of a problem today

4. Do not know

	Percent Responding		Percentages				Max ME	Percentage Reporting Less of a Problem/About the Same		
			1	2	3	4				
TOTAL DOD	94	±1	23	30	22	25	±1	54.0	±1.0	
National Guard	94	±1	23	30	21	25	±1	54.0	±1.0	
ARNG	94	±1	23	30	22	25	±1	53.0	±2.0	
ANG	95	±1	24	32	18	26	±1	56.0	±1.0	
Reserve	93	±1	23	31	22	24	±1	54.0	±1.0	
USAR	92	±1	22	30	24	23	±2	52.0	±2.0	
USNR	94	±1	25	32	19	24	±2	57.0	±2.0	
USMCR	94	±1	26	26	20	28	±2	52.0	±3.0	
USAFR	94	±1	23	32	21	25	±2	55.0	±2.0	
Enlisted	93	±1	23	29	23	26	±1	51.0	±1.0	
E1-E4	92	±1	22	25	23	30	±2	47.0	±2.0	
E1-E3	91	±2	23	22	23	32	±2	45.0	±2.0	
E4	92	±1	21	27	23	28	±2	49.0	±2.0	
E5-E9	94	±1	23	31	22	23	±1	55.0	±1.0	
Officers	95	±1	27	39	16	17	±1	66.0	±1.0	
O1-O3	94	±1	26	38	18	18	±2	64.0	±2.0	
O4-O6	97	±1	28	42	14	16	±1	71.0	±1.0	
W1-W5	95	±2	26	33	18	22	±3	60.0	±3.0	
Reserve Unit	93	±1	23	30	22	25	±1	53.0	±1.0	
AGR/FTS/AR	95	±1	24	33	20	22	±2	57.0	±2.0	
IMA	96	±1	26	40	14	19	±3	67.0	±2.0	
Non-Hispanic White	95	±1	25	33	18	24	±1	58.0	±1.0	
Total Minority	92	±1	20	26	27	27	±1	46.0	±1.0	
FEMALES	92	±1	15	33	29	23	±1	48.0	±1.0	
Enlisted	92	±1	15	30	30	25	±1	45.0	±2.0	
E1-E4	90	±2	15	26	31	28	±2	41.0	±2.0	
E5-E9	93	±1	15	35	29	22	±1	49.0	±1.0	
Officers	95	±1	17	44	22	16	±2	61.0	±2.0	
O1-O3	94	±1	16	42	26	17	±2	57.0	±2.0	
O4-O6	97	±1	19	48	18	15	±2	67.0	±2.0	
Reserve Unit	92	±1	15	32	29	24	±1	47.0	±1.0	
AGR/FTS/AR	93	±1	15	35	27	22	±2	50.0	±2.0	
IMA	95	±2	20	44	17	19	±3	64.0	±3.0	
Non-Hispanic White	94	±1	17	38	23	21	±2	55.0	±2.0	
Total Minority	91	±1	13	27	34	25	±2	41.0	±2.0	
Experienced SH	90	±2	10	36	36	17	±3	46.0	±3.0	
Experienced GD	90	±2	10	37	37	16	±3	47.0	±3.0	
Not Experienced SH/GD	93	±1	16	32	27	25	±1	49.0	±1.0	
Experienced SA	84	±5	9	34	41	16	±7	43.0	±7.0	
Not Experienced SA	93	±1	15	33	28	24	±1	48.0	±1.0	

Note. Percent responding are Reserve component members who answered the question. Percentage Reporting Less of a Problem/About the Same includes members who indicated "Less of a problem today" and "About the same as 2 years ago."

233. Continued	Percent Responding		Percentages				Max ME	Percentage Reporting Less of a Problem/About the Same		
			1	2	3	4				
National Guard	92	±1	15	32	28	24	±2	48.0	±2.0	
ARNG	92	±1	15	31	29	24	±2	46.0	±2.0	
Enlisted	92	±2	15	30	30	25	±2	45.0	±2.0	
Officers	94	±2	17	44	22	17	±3	60.0	±3.0	
ANG	93	±1	16	36	25	24	±2	52.0	±2.0	
Enlisted	93	±1	15	34	26	25	±2	49.0	±2.0	
Officers	95	±2	20	47	18	16	±3	67.0	±3.0	
Reserve	92	±1	15	33	29	23	±2	48.0	±2.0	
USAR	91	±2	14	32	32	22	±2	46.0	±2.0	
Enlisted	90	±2	14	29	33	24	±3	43.0	±3.0	
Officers	95	±1	14	41	29	16	±3	55.0	±3.0	
USNR	94	±1	15	37	25	23	±3	52.0	±3.0	
Enlisted	93	±2	15	34	26	25	±3	49.0	±3.0	
Officers	97	±2	18	46	18	18	±4	64.0	±3.0	
USMCR	93	±5	15	32	20	32	±10	47.0	±9.0	
USAFR	93	±1	16	34	26	24	±2	51.0	±2.0	
Enlisted	93	±1	15	31	29	26	±2	46.0	±2.0	
Officers	96	±1	21	49	14	16	±3	70.0	±3.0	
MALES	94	±1	25	30	20	25	±1	55.0	±1.0	
Enlisted	94	±1	24	28	21	27	±1	52.0	±1.0	
E1-E4	92	±1	24	25	21	30	±2	49.0	±2.0	
E5-E9	95	±1	25	31	21	24	±1	56.0	±1.0	
Officers	95	±1	29	38	15	18	±1	68.0	±1.0	
O1-O3	94	±1	28	37	16	19	±2	66.0	±2.0	
O4-O6	97	±1	30	41	13	16	±2	71.0	±2.0	
Reserve Unit	94	±1	25	29	20	26	±1	54.0	±1.0	
AGR/FTS/AR	96	±1	26	33	19	22	±2	59.0	±2.0	
IMA	96	±2	29	39	13	19	±3	68.0	±3.0	
Non-Hispanic White	95	±1	27	32	17	24	±1	59.0	±1.0	
Total Minority	92	±1	22	26	25	27	±2	48.0	±2.0	
Experienced SH	90	±3	17	33	30	20	±4	50.0	±5.0	
Experienced GD	87	±4	22	27	32	19	±6	49.0	±6.0	
Not Experienced SH/GD	94	±1	25	30	20	25	±1	55.0	±1.0	
Experienced SA	79	±9	19	25	36	20	±13	44.0	±12.0	
Not Experienced SA	95	±1	25	30	20	25	±1	55.0	±1.0	
National Guard	94	±1	25	30	20	25	±1	55.0	±1.0	
ARNG	94	±1	25	29	21	25	±2	54.0	±2.0	
Enlisted	94	±1	24	28	22	26	±2	52.0	±2.0	
Officers	95	±1	29	37	16	18	±2	66.0	±2.0	
ANG	95	±1	26	31	17	26	±2	57.0	±2.0	
Enlisted	95	±1	25	29	18	28	±2	55.0	±2.0	
Officers	97	±1	30	40	12	17	±2	70.0	±2.0	
Reserve	94	±1	25	30	20	25	±1	55.0	±1.0	
USAR	93	±1	24	30	22	24	±2	54.0	±2.0	
Enlisted	92	±1	24	28	23	25	±2	52.0	±2.0	
Officers	95	±1	27	38	18	17	±2	65.0	±2.0	
USNR	95	±1	27	31	17	24	±2	58.0	±2.0	
Enlisted	94	±2	26	28	19	26	±3	54.0	±3.0	
Officers	96	±1	30	40	11	18	±3	70.0	±3.0	
USMCR	94	±1	26	26	20	28	±3	52.0	±3.0	
Enlisted	94	±2	25	24	21	30	±3	49.0	±3.0	
Officers	95	±2	34	40	10	15	±4	75.0	±3.0	
USAFR	94	±1	25	31	19	25	±2	56.0	±2.0	
Enlisted	94	±1	24	28	21	27	±2	52.0	±2.0	
Officers	96	±1	30	40	12	18	±3	70.0	±3.0	

234. In your opinion, has sexual harassment in the military become more or less of a problem over the last 2 years?

1. Less of a problem today 2. About the same as 2 years ago 3. More of a problem today
4. Do not know

	Percent Responding		Percentages				Max ME	Percentage Reporting Less of a Problem/About the Same		
			1	2	3	4				
TOTAL DOD	93	±1	33	27	15	25	±1	60.0	±1.0	
National Guard	93	±1	33	27	15	25	±1	60.0	±1.0	
ARNG	93	±1	32	27	16	26	±1	59.0	±2.0	
ANG	94	±1	35	27	13	25	±1	62.0	±1.0	
Reserve	92	±1	33	27	16	24	±1	60.0	±1.0	
USAR	91	±1	30	28	18	24	±2	58.0	±2.0	
USNR	94	±1	37	27	13	23	±2	64.0	±2.0	
USMCR	93	±2	34	23	14	29	±3	57.0	±3.0	
USAFR	93	±1	34	28	14	24	±2	62.0	±2.0	
Enlisted	92	±1	32	26	16	27	±1	57.0	±1.0	
E1-E4	91	±1	31	22	15	32	±2	53.0	±2.0	
E1-E3	90	±2	33	18	14	36	±2	51.0	±3.0	
E4	91	±1	30	25	17	29	±2	54.0	±2.0	
E5-E9	93	±1	32	29	17	22	±1	61.0	±1.0	
Officers	94	±1	39	34	11	16	±1	73.0	±1.0	
O1-O3	93	±1	35	34	13	18	±2	69.0	±2.0	
O4-O6	96	±1	44	34	9	13	±1	78.0	±1.0	
W1-W5	94	±2	35	32	12	20	±3	67.0	±3.0	
Reserve Unit	92	±1	33	27	15	26	±1	59.0	±1.0	
AGR/FTS/AR	94	±1	34	30	15	21	±2	64.0	±2.0	
IMA	95	±1	39	34	8	19	±3	73.0	±2.0	
Non-Hispanic White	94	±1	35	29	12	23	±1	64.0	±1.0	
Total Minority	91	±1	28	24	20	28	±1	52.0	±1.0	
FEMALES	91	±1	24	31	21	25	±1	55.0	±1.0	
Enlisted	91	±1	23	29	21	26	±1	52.0	±2.0	
E1-E4	90	±2	23	25	21	31	±2	48.0	±2.0	
E5-E9	92	±1	22	34	22	22	±1	56.0	±1.0	
Officers	94	±1	28	40	16	17	±2	67.0	±2.0	
O1-O3	93	±1	24	38	19	18	±2	63.0	±2.0	
O4-O6	95	±1	32	42	12	14	±2	74.0	±2.0	
Reserve Unit	91	±1	23	31	21	25	±1	54.0	±1.0	
AGR/FTS/AR	91	±1	23	35	22	21	±2	57.0	±2.0	
IMA	94	±2	34	36	10	20	±3	70.0	±3.0	
Non-Hispanic White	93	±1	26	36	16	22	±2	62.0	±2.0	
Total Minority	90	±1	20	27	26	27	±2	47.0	±2.0	
Experienced SH	89	±2	14	37	31	18	±3	52.0	±3.0	
Experienced GD	89	±2	13	39	32	16	±3	52.0	±3.0	
Not Experienced SH/GD	92	±1	26	30	18	26	±1	56.0	±1.0	
Experienced SA	83	±5	17	32	33	18	±7	49.0	±7.0	
Not Experienced SA	92	±1	24	31	20	25	±1	55.0	±1.0	

Note. Percent responding are Reserve component members who answered the question. Percentage Reporting Less of a Problem/About the Same includes members who indicated "Less of a problem today" and "About the same as 2 years ago."

234. Continued	Percent Responding		Percentages				Max ME	Percentage Reporting Less of a Problem/About the Same		
			1	2	3	4				
National Guard	91	±1	24	31	20	26	±2	54.0	±2.0	
ARNG	91	±1	22	30	22	26	±2	52.0	±2.0	
Enlisted	91	±2	22	29	22	27	±2	51.0	±2.0	
Officers	93	±2	25	40	18	17	±3	65.0	±3.0	
ANG	92	±1	27	32	17	24	±2	59.0	±2.0	
Enlisted	92	±1	26	31	18	26	±2	57.0	±2.0	
Officers	94	±2	36	39	10	15	±3	75.0	±3.0	
Reserve	91	±1	23	32	21	24	±2	55.0	±2.0	
USAR	91	±2	21	31	24	24	±2	52.0	±2.0	
Enlisted	90	±2	21	29	25	26	±3	50.0	±3.0	
Officers	94	±1	22	40	22	16	±3	62.0	±3.0	
USNR	93	±2	26	33	16	24	±3	60.0	±3.0	
Enlisted	92	±2	25	32	17	26	±3	57.0	±4.0	
Officers	96	±2	31	39	12	18	±4	70.0	±3.0	
USMCR	94	±5	19	32	16	33	±10	50.0	±9.0	
USAFR	92	±1	27	33	17	24	±2	60.0	±2.0	
Enlisted	92	±1	24	31	19	26	±2	55.0	±2.0	
Officers	95	±1	38	39	7	16	±3	77.0	±2.0	
MALES	93	±1	35	26	14	25	±1	61.0	±1.0	
Enlisted	93	±1	34	25	15	27	±1	58.0	±1.0	
E1-E4	91	±1	33	21	14	32	±2	54.0	±2.0	
E5-E9	94	±1	34	28	15	23	±1	62.0	±1.0	
Officers	95	±1	42	32	10	16	±1	74.0	±1.0	
O1-O3	94	±1	38	33	11	18	±2	71.0	±2.0	
O4-O6	96	±1	46	32	8	13	±2	79.0	±2.0	
Reserve Unit	93	±1	35	26	14	26	±1	60.0	±1.0	
AGR/FTS/AR	94	±1	36	29	14	20	±2	66.0	±2.0	
IMA	95	±2	41	33	8	18	±3	74.0	±3.0	
Non-Hispanic White	94	±1	37	28	12	23	±1	65.0	±1.0	
Total Minority	91	±1	31	23	18	28	±2	54.0	±2.0	
Experienced SH	88	±3	24	30	27	19	±4	54.0	±5.0	
Experienced GD	85	±5	27	26	29	18	±6	53.0	±6.0	
Not Experienced SH/GD	93	±1	35	26	13	25	±1	61.0	±1.0	
Experienced SA	79	±9	19	24	32	25	±13	42.0	±12.0	
Not Experienced SA	94	±1	35	26	14	25	±1	61.0	±1.0	
National Guard	93	±1	35	26	14	25	±1	61.0	±1.0	
ARNG	93	±1	34	26	14	26	±2	60.0	±2.0	
Enlisted	93	±1	33	25	15	27	±2	58.0	±2.0	
Officers	94	±1	39	33	11	17	±2	72.0	±2.0	
ANG	94	±1	37	26	12	25	±2	63.0	±2.0	
Enlisted	94	±1	36	25	13	27	±2	60.0	±2.0	
Officers	96	±1	45	32	7	16	±3	77.0	±2.0	
Reserve	92	±1	35	26	14	24	±1	61.0	±1.0	
USAR	91	±1	33	27	16	24	±2	60.0	±2.0	
Enlisted	91	±2	32	26	16	26	±2	58.0	±2.0	
Officers	94	±1	38	32	13	17	±2	71.0	±2.0	
USNR	94	±1	40	25	12	23	±2	66.0	±2.0	
Enlisted	93	±2	38	23	13	25	±3	61.0	±3.0	
Officers	96	±1	46	31	7	16	±3	77.0	±2.0	
USMCR	93	±2	35	22	14	29	±3	57.0	±3.0	
Enlisted	93	±2	33	21	15	30	±3	55.0	±3.0	
Officers	95	±2	48	32	6	14	±4	80.0	±3.0	
USAFR	93	±1	37	26	12	24	±2	63.0	±2.0	
Enlisted	93	±1	35	25	14	27	±2	59.0	±2.0	
Officers	95	±2	46	32	6	15	±3	79.0	±3.0	

235. In your opinion, has sexual assault in our nation become more or less of a problem over the last 2 years?

1. Less of a problem today

2. About the same as 2 years ago

3. More of a problem today

4. Do not know

	Percent Responding		Percentages				Max ME	Percentage Reporting Less of a Problem/About the Same		
			1	2	3	4				
TOTAL DOD	93	±1	20	31	22	26	±1	52.0	±1.0	
National Guard	93	±1	20	31	22	27	±1	51.0	±1.0	
ARNG	93	±1	21	30	22	27	±1	51.0	±2.0	
ANG	94	±1	20	33	19	28	±1	53.0	±1.0	
Reserve	93	±1	20	32	22	26	±1	52.0	±1.0	
USAR	92	±1	19	32	24	25	±2	51.0	±2.0	
USNR	94	±1	21	34	20	25	±2	55.0	±2.0	
USMCR	93	±2	25	27	20	29	±3	52.0	±3.0	
USAFR	93	±1	19	34	21	26	±2	53.0	±2.0	
Enlisted	93	±1	20	29	23	28	±1	49.0	±1.0	
E1-E4	91	±1	20	26	23	31	±2	46.0	±2.0	
E1-E3	91	±2	21	23	22	34	±2	44.0	±2.0	
E4	92	±1	19	28	24	29	±2	47.0	±2.0	
E5-E9	94	±1	20	32	23	25	±1	52.0	±1.0	
Officers	95	±1	21	42	18	19	±1	64.0	±1.0	
O1-O3	94	±1	21	41	19	20	±2	61.0	±2.0	
O4-O6	96	±1	22	45	16	17	±1	67.0	±1.0	
W1-W5	95	±2	22	35	19	24	±3	57.0	±3.0	
Reserve Unit	93	±1	20	31	22	27	±1	51.0	±1.0	
AGR/FTS/AR	94	±1	21	34	21	24	±2	55.0	±2.0	
IMA	95	±1	20	43	16	21	±3	63.0	±3.0	
Non-Hispanic White	94	±1	21	34	19	25	±1	55.0	±1.0	
Total Minority	91	±1	18	27	26	28	±1	45.0	±1.0	
FEMALES	91	±1	12	33	28	26	±1	46.0	±1.0	
Enlisted	91	±1	12	31	29	27	±1	43.0	±2.0	
E1-E4	90	±2	13	28	30	30	±2	40.0	±2.0	
E5-E9	92	±1	12	34	29	25	±1	46.0	±1.0	
Officers	94	±1	12	46	24	19	±2	57.0	±2.0	
O1-O3	93	±1	11	44	26	19	±2	55.0	±2.0	
O4-O6	96	±1	12	49	22	18	±2	61.0	±2.0	
Reserve Unit	91	±1	12	33	29	26	±1	45.0	±1.0	
AGR/FTS/AR	92	±1	12	36	28	24	±2	48.0	±2.0	
IMA	95	±2	13	46	19	23	±3	58.0	±3.0	
Non-Hispanic White	93	±1	13	39	24	24	±2	52.0	±2.0	
Total Minority	90	±1	12	28	33	28	±2	40.0	±2.0	
Experienced SH	90	±2	8	37	35	20	±3	45.0	±3.0	
Experienced GD	90	±2	9	36	35	20	±3	45.0	±3.0	
Not Experienced SH/GD	92	±1	13	33	27	27	±1	46.0	±1.0	
Experienced SA	84	±5	7	34	39	20	±7	41.0	±7.0	
Not Experienced SA	92	±1	12	33	28	26	±1	46.0	±1.0	

Note. Percent responding are Reserve component members who answered the question. Percentage Reporting Less of a Problem/About the Same includes members who indicated "Less of a problem today" and "About the same as 2 years ago."

235. Continued	Percent Responding		Percentages				Max ME	Percentage Reporting Less of a Problem/About the Same		
			1	2	3	4				
National Guard	91	±1	12	33	28	27	±2	45.0	±2.0	
ARNG	91	±1	12	31	29	27	±2	44.0	±2.0	
Enlisted	91	±2	13	29	29	29	±2	42.0	±2.0	
Officers	93	±2	12	45	25	18	±3	57.0	±3.0	
ANG	92	±1	12	36	25	26	±2	48.0	±2.0	
Enlisted	92	±1	12	34	26	28	±2	46.0	±2.0	
Officers	94	±2	14	49	19	19	±3	62.0	±3.0	
Reserve	92	±1	12	34	29	25	±2	46.0	±2.0	
USAR	91	±2	12	32	32	24	±2	44.0	±2.0	
Enlisted	90	±2	13	30	33	25	±3	42.0	±3.0	
Officers	94	±1	11	43	29	18	±3	53.0	±3.0	
USNR	93	±2	12	38	25	24	±3	51.0	±3.0	
Enlisted	92	±2	13	36	26	26	±3	48.0	±3.0	
Officers	96	±2	12	48	21	19	±4	60.0	±4.0	
USMCR	90	±6	13	34	22	32	±9	46.0	±9.0	
USAFR	92	±1	12	36	26	26	±2	48.0	±2.0	
Enlisted	91	±1	12	32	29	27	±2	44.0	±2.0	
Officers	95	±1	13	50	17	20	±3	63.0	±3.0	
MALES	93	±1	22	31	20	27	±1	53.0	±1.0	
Enlisted	93	±1	22	29	21	28	±1	51.0	±1.0	
E1-E4	92	±1	22	26	21	31	±2	47.0	±2.0	
E5-E9	94	±1	22	32	21	25	±1	54.0	±1.0	
Officers	95	±1	24	41	16	19	±1	65.0	±1.0	
O1-O3	94	±1	23	40	17	20	±2	63.0	±2.0	
O4-O6	96	±1	24	44	15	17	±2	68.0	±2.0	
Reserve Unit	93	±1	22	30	21	27	±1	52.0	±1.0	
AGR/FTS/AR	95	±1	23	34	20	24	±2	57.0	±2.0	
IMA	95	±2	23	42	15	21	±3	64.0	±3.0	
Non-Hispanic White	94	±1	23	33	18	26	±1	56.0	±1.0	
Total Minority	92	±1	21	27	24	28	±2	47.0	±2.0	
Experienced SH	90	±3	15	32	29	23	±4	47.0	±5.0	
Experienced GD	86	±4	21	27	27	24	±6	48.0	±6.0	
Not Experienced SH/GD	94	±1	22	31	20	27	±1	53.0	±1.0	
Experienced SA	78	±10	19	20	41	20	±13	39.0	±12.0	
Not Experienced SA	94	±1	22	31	20	27	±1	53.0	±1.0	
National Guard	94	±1	22	31	20	27	±1	53.0	±1.0	
ARNG	93	±1	22	30	21	27	±2	52.0	±2.0	
Enlisted	93	±1	22	28	22	28	±2	50.0	±2.0	
Officers	95	±1	24	41	16	19	±2	64.0	±2.0	
ANG	95	±1	22	33	18	28	±2	54.0	±2.0	
Enlisted	95	±1	21	31	18	30	±2	52.0	±2.0	
Officers	97	±1	23	43	15	19	±3	66.0	±2.0	
Reserve	93	±1	22	31	21	26	±1	54.0	±1.0	
USAR	92	±1	21	32	22	25	±2	53.0	±2.0	
Enlisted	92	±1	21	29	23	27	±2	51.0	±2.0	
Officers	94	±1	23	41	18	19	±2	63.0	±2.0	
USNR	94	±1	23	33	19	25	±2	56.0	±2.0	
Enlisted	93	±2	23	30	20	27	±3	53.0	±3.0	
Officers	96	±1	23	43	15	19	±3	66.0	±3.0	
USMCR	94	±2	25	27	20	29	±3	52.0	±3.0	
Enlisted	93	±2	25	25	21	30	±3	49.0	±3.0	
Officers	95	±2	28	43	13	16	±4	71.0	±4.0	
USAFR	94	±1	21	33	19	27	±2	54.0	±2.0	
Enlisted	93	±1	21	30	20	29	±2	51.0	±2.0	
Officers	96	±1	23	44	14	19	±3	67.0	±3.0	

236. In your opinion, has sexual assault in the military become more or less of a problem over the last 2 years?

1. Less of a problem today

2. About the same as 2 years ago

3. More of a problem today

4. Do not know

	Percent Responding		Percentages				Max ME	Percentage Reporting Less of a Problem/About the Same		
			1	2	3	4				
TOTAL DOD	93	±1	33	27	15	26	±1	59.0	±1.0	
National Guard	93	±1	33	27	14	27	±1	59.0	±1.0	
ARNG	93	±1	32	27	15	27	±1	59.0	±2.0	
ANG	94	±1	35	27	12	26	±1	61.0	±1.0	
Reserve	93	±1	32	27	15	25	±1	60.0	±1.0	
USAR	92	±1	30	28	17	25	±2	58.0	±2.0	
USNR	94	±1	36	28	12	24	±2	64.0	±2.0	
USMCR	93	±2	35	23	13	29	±3	58.0	±3.0	
USAFR	93	±1	34	28	13	25	±2	61.0	±2.0	
Enlisted	93	±1	32	25	15	28	±1	57.0	±1.0	
E1-E4	91	±1	32	21	14	32	±2	53.0	±2.0	
E1-E3	91	±2	34	18	13	36	±2	51.0	±3.0	
E4	92	±1	31	24	15	30	±2	55.0	±2.0	
E5-E9	94	±1	31	29	16	24	±1	60.0	±1.0	
Officers	95	±1	37	34	11	18	±1	71.0	±1.0	
O1-O3	93	±1	34	35	12	19	±2	68.0	±2.0	
O4-O6	96	±1	41	35	9	15	±1	76.0	±1.0	
W1-W5	95	±2	35	31	13	21	±3	66.0	±3.0	
Reserve Unit	93	±1	33	26	15	27	±1	59.0	±1.0	
AGR/FTS/AR	94	±1	32	30	15	22	±2	62.0	±2.0	
IMA	95	±1	37	34	9	20	±3	71.0	±2.0	
Non-Hispanic White	94	±1	35	29	12	24	±1	64.0	±1.0	
Total Minority	91	±1	29	24	19	29	±1	53.0	±1.0	
FEMALES	92	±1	23	31	20	27	±1	54.0	±1.0	
Enlisted	91	±1	23	29	20	28	±1	52.0	±2.0	
E1-E4	90	±2	24	24	19	32	±2	48.0	±2.0	
E5-E9	92	±1	21	33	21	24	±1	55.0	±1.0	
Officers	94	±1	25	41	16	19	±2	65.0	±2.0	
O1-O3	93	±1	23	40	18	20	±2	62.0	±2.0	
O4-O6	96	±1	27	42	13	18	±2	69.0	±2.0	
Reserve Unit	91	±1	23	30	20	27	±1	53.0	±1.0	
AGR/FTS/AR	92	±1	21	34	21	24	±2	56.0	±2.0	
IMA	94	±2	27	38	11	24	±3	65.0	±3.0	
Non-Hispanic White	93	±1	25	35	15	24	±2	60.0	±2.0	
Total Minority	90	±1	21	27	24	29	±2	47.0	±2.0	
Experienced SH	90	±2	16	36	28	20	±3	51.0	±3.0	
Experienced GD	89	±2	13	37	31	19	±3	50.0	±3.0	
Not Experienced SH/GD	92	±1	25	30	17	28	±1	55.0	±1.0	
Experienced SA	84	±5	16	33	32	19	±7	49.0	±7.0	
Not Experienced SA	92	±1	23	31	19	27	±1	54.0	±1.0	

Note. Percent responding are Reserve component members who answered the question. Percentage Reporting Less of a Problem/About the Same includes members who indicated "Less of a problem today" and "About the same as 2 years ago."

236. Continued	Percent Responding		Percentages				Max ME	Percentage Reporting Less of a Problem/About the Same		
			1	2	3	4				
National Guard	91	±1	23	30	19	27	±2	54.0	±2.0	
ARNG	91	±1	22	30	20	28	±2	52.0	±2.0	
Enlisted	91	±2	22	28	21	29	±2	51.0	±2.0	
Officers	93	±2	22	42	17	19	±3	65.0	±3.0	
ANG	92	±1	25	32	16	27	±2	57.0	±2.0	
Enlisted	92	±1	24	31	17	28	±2	55.0	±2.0	
Officers	94	±2	30	41	10	18	±3	71.0	±3.0	
Reserve	92	±1	23	31	20	26	±2	54.0	±2.0	
USAR	91	±2	21	30	23	26	±2	51.0	±2.0	
Enlisted	90	±2	22	28	23	27	±3	49.0	±3.0	
Officers	94	±2	21	39	22	19	±3	59.0	±3.0	
USNR	93	±2	25	35	16	24	±3	60.0	±3.0	
Enlisted	93	±2	24	34	17	25	±3	58.0	±4.0	
Officers	96	±2	27	40	12	20	±4	68.0	±3.0	
USMCR	94	±5	17	30	14	39	±10	47.0	±9.0	
USAFR	92	±1	25	32	17	26	±2	58.0	±2.0	
Enlisted	92	±1	24	30	19	27	±2	54.0	±2.0	
Officers	95	±1	31	41	8	20	±3	72.0	±3.0	
MALES	93	±1	35	26	13	26	±1	61.0	±1.0	
Enlisted	93	±1	34	25	14	28	±1	58.0	±1.0	
E1-E4	92	±1	34	21	13	32	±2	55.0	±2.0	
E5-E9	94	±1	33	28	15	24	±1	62.0	±1.0	
Officers	95	±1	40	33	10	17	±1	73.0	±1.0	
O1-O3	94	±1	37	33	11	19	±2	70.0	±2.0	
O4-O6	96	±1	44	33	8	15	±2	77.0	±2.0	
Reserve Unit	93	±1	35	26	13	26	±1	60.0	±1.0	
AGR/FTS/AR	95	±1	35	29	14	22	±2	64.0	±2.0	
IMA	95	±2	41	33	8	18	±3	74.0	±3.0	
Non-Hispanic White	94	±1	37	28	11	24	±1	64.0	±1.0	
Total Minority	92	±1	31	23	17	29	±2	54.0	±2.0	
Experienced SH	90	±3	23	29	25	23	±4	52.0	±5.0	
Experienced GD	87	±4	28	24	25	23	±6	52.0	±6.0	
Not Experienced SH/GD	94	±1	35	26	13	26	±1	61.0	±1.0	
Experienced SA	79	±10	27	22	29	21	±13	50.0	±12.0	
Not Experienced SA	94	±1	35	26	13	26	±1	61.0	±1.0	
National Guard	94	±1	35	26	13	26	±1	61.0	±1.0	
ARNG	93	±1	34	26	13	27	±2	60.0	±2.0	
Enlisted	93	±1	33	25	14	28	±2	58.0	±2.0	
Officers	95	±1	38	33	11	18	±2	71.0	±2.0	
ANG	95	±1	37	26	11	26	±2	62.0	±2.0	
Enlisted	94	±1	36	24	12	28	±2	60.0	±2.0	
Officers	97	±1	42	34	7	17	±2	76.0	±2.0	
Reserve	93	±1	35	26	14	25	±1	61.0	±1.0	
USAR	92	±1	33	27	15	25	±2	60.0	±2.0	
Enlisted	91	±2	32	26	16	26	±2	58.0	±2.0	
Officers	94	±1	38	32	12	18	±2	70.0	±2.0	
USNR	94	±1	39	26	11	24	±2	65.0	±2.0	
Enlisted	93	±2	37	24	13	27	±3	61.0	±3.0	
Officers	96	±1	44	33	7	17	±3	76.0	±2.0	
USMCR	93	±2	36	23	13	28	±3	59.0	±3.0	
Enlisted	93	±2	35	22	14	30	±3	56.0	±3.0	
Officers	94	±2	45	33	6	15	±4	79.0	±3.0	
USAFR	94	±1	37	26	12	25	±2	63.0	±2.0	
Enlisted	93	±1	34	24	14	27	±2	59.0	±2.0	
Officers	96	±1	45	33	6	16	±3	78.0	±3.0	

236. Did you respond to this survey via the web or paper survey questionnaire? Constructed from administrative data.

1. Paper survey

2. Web survey

	Percent Responding		Percentages		Max ME
			1	2	
TOTAL DOD	100	±0	20	80	±1
National Guard	100	±0	21	79	±1
ARNG	100	±0	25	75	±1
ANG	100	±0	8	92	±1
Reserve	100	±0	19	81	±1
USAR	100	±0	25	75	±1
USNR	100	±0	15	85	±1
USMCR	100	±0	18	82	±2
USAFR	100	±0	9	91	±1
Enlisted	100	±0	22	78	±1
E1-E4	100	±0	31	69	±1
E1-E3	100	±0	37	63	±2
E4	100	±0	28	72	±2
E5-E9	100	±0	14	86	±1
Officers	100	±0	10	90	±1
O1-O3	100	±0	12	88	±1
O4-O6	100	±0	9	91	±1
W1-W5	100	±0	7	93	±2
Reserve Unit	100	±0	22	78	±1
AGR/FTS/AR	100	±0	4	96	±1
IMA	100	±0	11	89	±2
Non-Hispanic White	100	±0	21	79	±1
Total Minority	100	±0	19	81	±1
FEMALES	100	±0	25	75	±1
Enlisted	100	±0	27	73	±1
E1-E4	100	±0	37	63	±2
E5-E9	100	±0	16	84	±1
Officers	100	±0	15	85	±1
O1-O3	100	±0	17	83	±2
O4-O6	100	±0	14	86	±1
Reserve Unit	100	±0	27	73	±1
AGR/FTS/AR	100	±0	6	94	±1
IMA	100	±0	15	85	±2
Non-Hispanic White	100	±0	25	75	±1
Total Minority	100	±0	24	76	±1
Experienced SH	100	±0	29	71	±2
Experienced GD	100	±0	26	74	±2
Not Experienced SH/GD	100	±0	18	82	±1
Experienced SA	100	±0	38	62	±5
Not Experienced SA	100	±0	24	76	±1

Note. Percent responding are Reserve component members who answered the question.

236. Continued	Percent Responding		Percentages		Max ME
			1	2	
National Guard	100	±0	25	75	±1
ARNG	100	±0	31	69	±2
Enlisted	100	±0	33	67	±2
Officers	100	±0	15	85	±2
ANG	100	±0	10	90	±1
Enlisted	100	±0	10	90	±1
Officers	100	±0	11	89	±2
Reserve	100	±0	24	76	±1
USAR	100	±0	31	69	±2
Enlisted	100	±0	34	66	±2
Officers	100	±0	18	82	±2
USNR	100	±0	21	79	±2
Enlisted	100	±0	22	78	±3
Officers	100	±0	18	82	±3
USMCR	100	±0	20	80	±7
USAFR	100	±0	12	88	±1
Enlisted	100	±0	11	89	±2
Officers	100	±0	12	88	±2
MALES	100	±0	19	81	±1
Enlisted	100	±0	21	79	±1
E1–E4	100	±0	30	70	±2
E5–E9	100	±0	14	86	±1
Officers	100	±0	9	91	±1
O1–O3	100	±0	11	89	±1
O4–O6	100	±0	8	92	±1
Reserve Unit	100	±0	21	79	±1
AGR/FTS/AR	100	±0	3	97	±1
IMA	100	±0	10	90	±2
Non-Hispanic White	100	±0	20	80	±1
Total Minority	100	±0	18	82	±1
Experienced SH	100	±0	25	75	±4
Experienced GD	100	±0	18	82	±5
Not Experienced SH/GD	100	±0	14	86	±1
Experienced SA	100	±0	22	78	±9
Not Experienced SA	100	±0	19	81	±1
National Guard	100	±0	20	80	±1
ARNG	100	±0	24	76	±1
Enlisted	100	±0	27	73	±1
Officers	100	±0	10	90	±1
ANG	100	±0	7	93	±1
Enlisted	100	±0	7	93	±1
Officers	100	±0	7	93	±2
Reserve	100	±0	18	82	±1
USAR	100	±0	23	77	±2
Enlisted	100	±0	25	75	±2
Officers	100	±0	12	88	±2
USNR	100	±0	13	87	±2
Enlisted	100	±0	15	85	±2
Officers	100	±0	7	93	±2
USMCR	100	±0	18	82	±2
Enlisted	100	±0	19	81	±2
Officers	100	±0	10	90	±2
USAFR	100	±0	8	92	±1
Enlisted	100	±0	8	92	±1
Officers	100	±0	7	93	±2

Appendix B.

Survey Instrument



Defense Research, Surveys, and Statistics Center (RSSC)

You have reached the redirect page for Department of Defense Research, Surveys, and Statistics Center (RSSC) surveys. You will be redirected to our contractor's web site (a secure .com site run by Data Recognition Corporation) to participate in the survey.

DMDC has set up a telephone line for anyone who wishes to verify the survey's legitimacy. Call DSN 372-1034 from any DoD or other government telephone with DSN for a list of current DMDC surveys. If you do not have access to a DSN telephone line, call 1-571-372-1034. The prerecorded list does not include surveys conducted by agencies other than DMDC.

- Please enter your Ticket Number below, then click the Continue button to access your survey.

- If you are not automatically transferred, click on the link: <http://www.dodsurvey.net>

To check if you have been selected to participate in the *2015 Workplace and Gender Relations Survey of Reserve Component members (2015 WGRR)*, please click the button below.

Am I in the WGRR Sample?

- Authorities: [10 USC 1782](#)
- Sponsor: [Office of the Under Secretary of Defense for Personnel and Readiness](#)
- Report Control Number: DD-P&R(AR)2145
- Contract: M67004-04-D-0018
- Survey Results: <http://www.dmdc.osd.mil/surveys> (Accessible by CAC/DS Logon)
- [Accessibility/Section 508](#)

H&R Health & Readiness Surveys

2015 Workplace and Gender Relations Survey of Reserve Component Members

Welcome

[Security Protection Advisory](#)

[RCS# DD-P&R\(QD\)1947](#)

You have been selected to take a survey about your workplace and gender experiences over the past year for military members. When you click the *Continue* button below, you will be asked to:

- Create a Personal Identification Number (PIN)
- Read the Privacy Advisory Statement
- Take the survey

Thank you for your time and participation.

Section 508 Compliance

The U.S. Department of Defense is committed to making electronic and information technologies accessible to individuals with disabilities in accordance with [Section 508 of the Rehabilitation Act \(29 U.S.C. §794d\), as amended in 1999](#). Send feedback or concerns related to the accessibility of this website to: DoDSection508@osd.mil. For more information about Section 508, please visit the [DoD Section 508 website](#). Last Updated: 08/13/2013

PRIVACY ADVISORY

Your name and contact information have been used only for the distribution of this survey. Your responses to the demographic questions will allow DoD to better analyze all responses among varying demographic groups. Responding to this survey is voluntary. The survey is confidential. DoD is promising full confidentiality to those who were selected to participate in this important survey. Defense Manpower Data Center (DMDC) has received a federal "Certificate of Confidentiality" that provides DMDC with additional protection against any attempt to subpoena confidential survey records. Most people can complete the survey in 30 minutes. There is no penalty to you if you choose not to respond. However, maximum participation is encouraged so the data will be complete and representative.

Additional Information

10 USC Sections 136, 1782, 2358 and Section 570 of the FY13 NDAA, authorize the Department of Defense to conduct this survey. Reports will be provided to the Department of Defense (DoD), each Military Department, and the Joint Chiefs of Staff.

Your responses could be used in future research. Results from these surveys will be posted on the web:

https://www.dmdc.osd.mil/appj/dwp/dwp_surveys.jsp

DMDC uses well-established, scientific procedures to randomly select a sample representing the Defense community based on combinations of demographic characteristics (for example, Service and gender).

Identifying information will be used only by government and contractor staff engaged in, and for purposes of, survey research. In no case will individual identifiable survey responses be reported.

The data collection procedures are not expected to involve any risk or discomfort to you.

Survey data may be shared with DoD researchers or organizations outside the DoD who are conducting research on DoD personnel. DMDC performs a disclosure avoidance analysis to reduce the risk of there being a combination of demographic variables which can single out an individual.

If you answer any items or indicate distress or being upset, etc., you will not be contacted for follow-up purposes. However, if you indicate a direct threat to harm yourself or others within responses or communications about the survey, because of concern for your welfare, DMDC may notify an office in your area for appropriate action.

A respondent who experienced sexual harassment or unwanted sexual contact may experience discomfort and/or other emotions while completing the survey. Contact information is provided below for those who experience such discomfort.

- If you are a victim of sexual assault, or a person who wishes to prevent or respond to this crime, you may want to contact a Sexual Assault Response Coordinator (SARC) or Victim Advocate (VA).
 - To reach Military OneSource 24/7 for restricted/unrestricted reporting and established DoD Sexual Assault Services, call a hotline number:
 Stateside: 1-800-342-9647
 Overseas: 00-800-3429-6477 or call collect 1-484-530-5908
 Worldwide: <http://www.militaryonesource.com/> or www.sapr.mil/
- If you are a victim of sexual harassment, or a person who wishes to prevent or respond to it, you may want to contact your Service's local sexual harassment or equal opportunity office.
 - To reach a hotline for your Service, call:

Army: 1-800-267-9964	Marine Corps: 703-784-9371
Navy: 1-800-253-0931	Air Force: 1-800-616-3775

If you experience any difficulties while taking the survey, please contact the Survey Processing Center by sending an e-mail to wgr-survey@mail.mil or calling, 1-800-881-5307. If you have concerns about your rights as a research participant, please contact the OUSD(P&R) Research Regulatory Oversight Office at 703-681-6522/703-681-8320 or e-mail DHRA.R202.PR@mail.mil.

Once you start answering the survey, if you desire to withdraw your answers, please notify the Survey Processing Center prior to October 19, 2015. Please include in the e-mail or phone message your name and Ticket Number. Unless withdrawn, partially completed survey data may be used after that date.

Click *Continue* if you agree to take the survey.

HOW TO CONTACT US

If you have questions or concerns about this survey, you have three ways to contact the Survey Operations Center:

- **Call:** 1-800-881-5307
- **E-mail:** wgr-survey@mail.mil
- **Fax:** 1-763-268-3002

FREQUENTLY ASKED QUESTIONS

What is Defense Manpower Data Center (DMDC)?

- DMDC maintains the largest archive of personnel, manpower, training, and financial data in the Department of Defense (DoD). DMDC also conducts Joint-Service surveys including the Status of Forces Surveys, QuickCompass Surveys, and Health and Readiness Surveys for the DoD. To learn more, visit the DMDC website.

<http://www.dmdc.osd.mil/>

What is the Health and Readiness Program?

- Health and Readiness is a DoD personnel program that features paper and web-based surveys sponsored by the Under Secretary of Defense for Personnel and Readiness (USD[P&R]).
- These surveys enable DoD to regularly assess the attitudes and opinions of the DoD community, including active duty and Reserve component members, on the full range of personnel issues.

How do I know this is an official, approved DoD survey?

- In accordance with DoD Instruction 8910.01, all data collection in DoD must be licensed and show that license as a Report Control Symbol (RCS). The RCS for this survey is RCS# DD-P&R(QD)1947.

How did you pick me?

- DMDC uses well-established, scientific procedures to randomly select a sample that represents the Defense community based on combinations of demographic characteristics (e.g., Service and gender).

Why should I participate?

- This is your chance to be heard on issues that directly affect you, including policies and practices regarding general workplace respect issues as well as sexual assault, and other gender-related issues.
- Your responses on this survey **make a difference**.

What is wgr-survey@mail.mil?

- The official e-mail address for communicating with military members about Health and Readiness. "WGR-Survey" is short for Workplace and Gender Relations Survey.

Why am I being asked to use the web?

- Web administration enables us to get survey results to senior Defense leaders faster.

Why are you using a .net instead of a .mil domain to field your survey?

- The survey is administered by our contractor, Data Recognition Corporation, an experienced survey operations company. The survey collection tool starts on a .mil site within DMDC. Once you enter your ticket number, you are redirected to a contractor site which uses a .net domain. This allows everyone to access the survey, even from a non-government computer.

Do I have to answer all questions?

- No, it is not necessary to answer every question. Within the survey screen, you have four control buttons: *Next Page* (→), *Previous Page* (←), *Clear Responses*, and *Save and Return Later*. Use these buttons to navigate through the survey or skip questions. Use *Save and Return Later* to give yourself flexibility to complete the survey at a convenient time. When you return to the survey website, enter your Ticket Number to get to the place in the survey where you had stopped.

Why does the survey ask personal questions?

- DMDC reports overall results, as well as by other characteristics, such as race (minority/not minority), gender, etc. To complete these analyses, we must ask demographic information from respondents.

- Analyzing results in this way provides Defense leaders information about the attitudes and concerns of all subgroups of personnel so that no groups are overlooked.
- Sometimes sensitive questions are asked in order to improve personnel policies, programs, and practices. As with all questions on the surveys, your responses will be held in confidence.

Will my answers be kept private?

- All data will be reported in the aggregate and no individual data will be reported.
- We encourage you to safeguard your Ticket Number to prevent unauthorized access to your survey. In addition, to ensure your privacy, be aware of the environment in which you take the survey (e.g., take the survey when no one else is home, take care to not leave the survey unattended).

Can I withdraw my answers once I have started the survey?

- If you wish to withdraw your answers, please notify the Survey Processing Center prior to October 19, 2015 by sending an e-mail to wgr-survey@mail.mil or calling, toll-free 1-800-881-5307. Include your name and Ticket Number.

Will I ever see the results of the survey?

- DMDC posts survey results on the following website:

https://www.dmdc.osd.mil/appj/dwp/dwp_surveys.jsp

GLOSSARY

Term	Description
X_Date	<p>The web survey was programmed to display the current date minus one year to accurately reflect the previous 12 months for each individual participant.</p> <p>Example:</p> <p>1. Were you a member of a Reserve component on [X Date]?</p> <p><input checked="" type="checkbox"/> Yes</p> <p><input checked="" type="checkbox"/> No, I was separated or retired</p>
MEO_FLAG	<p>Flag created from any positive endorsement of the following questions: Q16, Q23, Q24, Q26, Q27, Q29, Q30, Q32, Q33, Q35, Q36, Q38, Q39, Q40, Q42, Q43, Q45, Q46, Q47a, Q47b, Q47c, Q48a, Q48b, Q48c, Q49, Q50.</p> <p>Example:</p> <p>55. [Ask if [MEO_FLAG] = "True"] Was/were the upsetting experience(s) the result of behavior by...</p> <p><input checked="" type="checkbox"/> One person?</p> <p><input checked="" type="checkbox"/> A group of people in the same setting?</p> <p><input checked="" type="checkbox"/> Different people in different situations?</p>
SAFLAG	Flag created from any positive endorsement of the following questions: Q68-70, Q74-Q80, Q84-87, Q90-Q96 Q100-103, Q106-Q113, Q116-119, Q122-Q128, Q132-135, Q138-Q144, Q148-151, Q154-Q160. Endorsement of these items indicates meeting the USMJ definition of sexual assault based on Q67, Q81, Q97, Q113, Q129, Q145.
SA1FLAG	Flag created from any positive endorsement of the following questions: Q68-70, Q74-Q80. Endorsement of these items indicates meeting the USMJ definition of sexual assault based on Q67.
SA2FLAG	Flag created from any positive endorsement of the following questions: Q84-87, Q90-Q96. Endorsement of these items indicates meeting the USMJ definition of sexual assault based on Q81.
SA3FLAG	Flag created from any positive endorsement of the following questions: Q100-103, Q106-Q113. Endorsement of these items indicates meeting the USMJ definition of sexual assault based on Q97.
SA4FLAG	Flag created from any positive endorsement of the following questions: Q116-119, Q122-Q128. Endorsement of these items indicates meeting the USMJ definition of sexual assault based on Q113.
SA5FLAG	Flag created from any positive endorsement of the following questions: Q132-135, Q138-Q144. Endorsement of these items indicates meeting the USMJ definition of sexual assault based on Q129.
SA6FLAG	Flag created from any positive endorsement of the following questions: Q148-151, Q154-Q160. Endorsement of these items indicates meeting the USMJ definition of sexual assault based on Q145.
SA2FLAGCUM	Flag created from any positive endorsement of the following questions: Q68-70, Q74-Q80, Q84-87, Q90-Q96. Endorsement of these items indicates meeting the USMJ definition of sexual assault based on Q67, or Q81.
SA3FLAGCUM	Flag created from any positive endorsement of the following questions: Q68-70, Q74-Q80, Q84-87, Q90-Q96 Q100-103, Q106-Q113. Endorsement of these items indicates meeting the USMJ definition of sexual assault based on Q67, or Q81, or Q97.
SA4FLAGCUM	Flag created from any positive endorsement of the following questions: Q68-70, Q74-Q80, Q84-87, Q90-Q96 Q100-103, Q106-Q113, Q116-119, Q122-Q128. Endorsement of these items indicates meeting the USMJ definition of sexual assault based on Q67, or Q81, or Q97, or Q113.
SA5FLAGCUM	Flag created from any positive endorsement of the following questions: Q68-70, Q74-Q80, Q84-87, Q90-Q96 Q100-103, Q106-Q113, Q116-119, Q122-Q128, Q132-135, Q138-Q144. Endorsement of these items indicates meeting the USMJ definition of sexual assault based on Q67, or Q81, or Q97, or Q113, or Q129.
SACOUNT	Flag created from any positive endorsement of the following questions: Q67, Q81, Q97, Q113, Q129, Q145.

BACKGROUND INFORMATION

Thank you for agreeing to participate in this important study. Please answer each question thoughtfully and truthfully. This will allow us to provide an accurate picture of the different experiences of today's military members. If you prefer not to answer a specific question for any reason, just leave it blank.

Some of the questions in this survey will be personal. For your privacy, you may want to take this survey where other people won't see your screen.

1. Were you a member of a Reserve component on [X Date]?

- ☒ Yes
☒ No, I was separated or retired

2. Are you...?

- ☒ Male
☒ Female

TIME REFERENCE

Most of this survey asks about experiences that have happened within the past 12 months. When answering these questions, please do NOT include any events that occurred before [Day of Week, X Date].

Please try to think of any important events in your life that occurred near [X Date] such as birthdays, weddings, or family activities. These events can help you remember which things happened before [X Date] and which happened after as you answer the rest of the survey questions.

The following questions will help you think about your life one year ago.

3. Do you currently live in the same house or building that you did on [X Date]?

- ☒ Yes
☒ No
☒ Do not remember

4. Are you the same rank today that you were on [X Date]?

- ☒ Yes
☒ No
☒ Do not remember

5. Were you married or dating someone on [X Date]?

- ☒ Yes
☒ No
☒ Do not remember

The first part of this survey asks about experiences that happened while you were on military duty, including National Guard or Reserve duty such as weekend drills, annual training, and any period in which you were on active duty. Do not include experiences that happened in your non-military job.

GENDER-RELATED EXPERIENCES IN THE MILITARY

In this section, you will be asked about several things that someone from work might have done to you that were upsetting or offensive, and that happened AFTER [X Date]. When the questions say "someone from work," please include any person you have contact with as part of your **military duties**. "Someone from work" could be a supervisor, someone above or below you in rank, or a civilian employee/contractor. They could be in your unit or in other units.

These things may have occurred on-duty or off-duty, on-base or off-base. Please include them as long as the person who did them to you was someone from your **military work**.

Remember, all the information you share will be kept confidential to the extent permitted by law.

"Someone from work" includes any person you have contact with as part of your military duties. "Someone from work" could be a supervisor, someone above or below you in rank, or a civilian employee /contractor. They could be in your unit or in other units. These things may have occurred off-duty or off-base. Please include them as long as the person who did them to you was someone from your military work.

6. Since [X Date], did someone from work repeatedly tell sexual "jokes" that made you uncomfortable, angry, or upset?

- ☒ Yes
☒ No

"Someone from work" includes any person you have contact with as part of your military duties. "Someone from work" could be a supervisor, someone above or below you in rank, or a civilian employee /contractor. They could be in your unit or in other units. These things may have occurred off-duty or off-base. Please include them as long as the person who did them to you was someone from your military work.

7. Since [X Date], did someone from work embarrass, anger, or upset you by repeatedly suggesting that you do not act like a [man] [woman] is supposed to? For example, by calling you [a woman, a fag, or gay] [a dyke or butch].

- ☒ Yes
☒ No

"Someone from work" includes any person you have contact with as part of your military duties. "Someone from work" could be a supervisor, someone above or below you in rank, or a civilian employee /contractor. They could be in your unit or in other units. These things may have occurred off-duty or off-base. Please include them as long as the person who did them to you was someone from your military work.

8. Since **[X Date]**, did someone from work display, show, or send sexually explicit materials like pictures or videos that made you uncomfortable, angry, or upset?

- ☒ Yes
☒ No

"Someone from work" includes any person you have contact with as part of your military duties. "Someone from work" could be a supervisor, someone above or below you in rank, or a civilian employee /contractor. They could be in your unit or in other units. These things may have occurred off-duty or off-base. Please include them as long as the person who did them to you was someone from your military work.

9. Since **[X Date]**, did someone from work make repeated sexual comments about your appearance or body that made you uncomfortable, angry, or upset?

- ☒ Yes
☒ No

"Someone from work" includes any person you have contact with as part of your military duties. "Someone from work" could be a supervisor, someone above or below you in rank, or a civilian employee /contractor. They could be in your unit or in other units. These things may have occurred off-duty or off-base. Please include them as long as the person who did them to you was someone from your military work.

10. Since **[X Date]**, did someone from work repeatedly ask you questions about your sex life or sexual interests that made you uncomfortable, angry, or upset?

- ☒ Yes
☒ No

"Someone from work" includes any person you have contact with as part of your military duties. "Someone from work" could be a supervisor, someone above or below you in rank, or a civilian employee /contractor. They could be in your unit or in other units. These things may have occurred off-duty or off-base. Please include them as long as the person who did them to you was someone from your military work.

11. Since **[X Date]**, did someone from work repeatedly tell you about their sexual activities or make sexual gestures/body movements (for example, thrusting their pelvis or grabbing their crotch) in a way that made you uncomfortable, angry, or upset?

- ☒ Yes
☒ No

"Someone from work" includes any person you have contact with as part of your military duties. "Someone from work" could be a supervisor, someone above or below you in rank, or a civilian employee /contractor. They could be in your unit or in other units. These things may have occurred off-duty or off-base. Please include them as long as the person who did them to you was someone from your military work.

12. Since **[X Date]**, did someone from work either take or share sexually suggestive pictures or videos of you when you did not want them to?

- ☒ Yes
☒ No

13. **[Ask if Q12 = "Yes"]** Did this make you uncomfortable, angry, or upset?

- ☒ Yes
☒ No

"Someone from work" includes any person you have contact with as part of your military duties. "Someone from work" could be a supervisor, someone above or below you in rank, or a civilian employee /contractor. They could be in your unit or in other units. These things may have occurred off-duty or off-base. Please include them as long as the person who did them to you was someone from your military work.

14. Since **[X Date]**, did someone from work make repeated attempts to establish an unwanted romantic or sexual relationship with you?

These could range from repeatedly asking you out for coffee to asking you for sex or a "hookup."

- ☒ Yes
☒ No

15. **[Ask if Q14 = "Yes"]** Did these attempts make you uncomfortable, angry, or upset?

- ☒ Yes
☒ No

"Someone from work" includes any person you have contact with as part of your military duties. "Someone from work" could be a supervisor, someone above or below you in rank, or a civilian employee /contractor. They could be in your unit or in other units. These things may have occurred off-duty or off-base. Please include them as long as the person who did them to you was someone from your military work.

16. Since **[X Date]**, did someone from work intentionally touch you in a sexual way when you did not want them to? This could include touching your genitals, breasts, buttocks, or touching you with their genitals anywhere on your body.

- ☒ Yes
☒ No

"Someone from work" includes any person you have contact with as part of your military duties. "Someone from work" could be a supervisor, someone above or below you in rank, or a civilian employee /contractor. They could be in your unit or in other units. These things may have occurred off-duty or off-base. Please include them as long as the person who did them to you was someone from your military work.

17. [Ask if Q16 = "No" or Q16 = .] Since [X Date], did someone from work repeatedly touch you in any other way that made you uncomfortable, angry, or upset? This could include almost any unnecessary physical contact including hugs, shoulder rubs, or touching your hair, but would not usually include handshakes or routine uniform adjustments.

☒ Yes

☒ No

"Someone from work" includes any person you have contact with as part of your military duties. "Someone from work" could be a supervisor, someone above or below you in rank, or a civilian employee /contractor. They could be in your unit or in other units. These things may have occurred off-duty or off-base. Please include them as long as the person who did them to you was someone from your military work.

18. Since [X Date], has someone from work made you feel as if you would get some military workplace benefit in exchange for doing something sexual? For example, they might hint that they would give you a good evaluation/fitness report, a better assignment, or better treatment at work in exchange for doing something sexual. Something sexual could include talking about sex, undressing, sharing sexual pictures, or having some type of sexual contact.

☒ Yes

☒ No

"Someone from work" includes any person you have contact with as part of your military duties. "Someone from work" could be a supervisor, someone above or below you in rank, or a civilian employee /contractor. They could be in your unit or in other units. These things may have occurred off-duty or off-base. Please include them as long as the person who did them to you was someone from your military work.

19. Since [X Date], has someone from work made you feel like you would get punished or treated unfairly in the military workplace if you did not do something sexual? For example, they hinted that they would give you a bad evaluation/fitness report, a bad assignment, or bad treatment at work if you were not willing to do something sexual. This could include being unwilling to talk about sex, undress, share sexual pictures, or have some type of sexual contact.

☒ Yes

☒ No

"Someone from work" includes any person you have contact with as part of your military duties. "Someone from work" could be a supervisor, someone above or below you in rank, or a civilian employee /contractor. They could be in your unit or in other units. These things may have occurred off-duty or off-base. Please include them as long as the person who did them to you was someone from your military work.

20. Since [X Date], did you hear someone from work say that [men] [women] are not as good as [women] [men] at your particular military job, or that [men] [women] should be prevented from having your job?

☒ Yes

☒ No

"Someone from work" includes any person you have contact with as part of your military duties. "Someone from work" could be a supervisor, someone above or below you in rank, or a civilian employee /contractor. They could be in your unit or in other units. These things may have occurred off-duty or off-base. Please include them as long as the person who did them to you was someone from your military work.

21. Since [X Date], do you think someone from work mistreated, ignored, excluded, or insulted you because you are a [man] [woman]?

☒ Yes

☒ No

You indicated that, after [X Date], someone from work made you uncomfortable, angry, or upset by repeatedly telling sexual "jokes."

22. [Ask if Q6 = "Yes"] Do you think the person(s) doing it knew that you or someone else wanted them to stop?

☒ Yes

☒ No

You indicated that, after [X Date], someone from work made you uncomfortable, angry, or upset by repeatedly telling sexual "jokes."

23. [Ask if Q6 = "Yes" and Q22 = "Yes"] Did they continue this unwanted behavior even after they knew that you or someone else wanted them to stop?

☒ Yes

☒ No

24. [Ask if Q6 = "Yes" and ((Q22 = "Yes" and (Q23 = "No" or Q23 = .)) or (Q22 = "No"))] Do you think that this was ever severe enough that most [men] [women] in the military would have been offended by these jokes if they had heard them? If you are not sure, choose the best answer.

☒ Yes

☒ No

You indicated that, after [X Date], someone from work made you embarrassed, angry, or upset by repeatedly suggesting that you do not act like a [man] [woman] is supposed to. For example, by calling you [a woman, a fag, or gay] [a dyke or butch].

25. [Ask if Q7 = "Yes"] Do you think the person(s) doing it knew that you or someone else wanted them to stop?

- ☒ Yes
☒ No

You indicated that, after [X Date], someone from work made you embarrassed, angry, or upset by repeatedly suggesting that you do not act like a [man] [woman] is supposed to. For example, by calling you [a woman, a fag, or gay] [a dyke or butch].

26. [Ask if Q7 = "Yes" and Q25 = "Yes"] Did they continue this unwanted behavior even after they knew that you or someone else wanted them to stop?

- ☒ Yes
☒ No

27. [Ask if Q7 = "Yes" and ((Q25 = "Yes" and (Q26 = "No" or Q26 = .)) or (Q25 = "No"))] Do you think that this was ever severe enough that most [men] [women] in the military would have been offended if someone had said these things to them? If you are not sure, choose the best answer.

- ☒ Yes
☒ No

You indicated that, after [X Date], someone from work made you embarrassed, angry, or upset by displaying, showing, or sending sexually explicit materials like pictures or videos.

28. [Ask if Q8 = "Yes"] Do you think the person(s) doing it knew that you or someone else wanted them to stop?

- ☒ Yes
☒ No

You indicated that, after [X Date], someone from work made you embarrassed, angry, or upset by displaying, showing, or sending sexually explicit materials like pictures or videos.

29. [Ask if Q8 = "Yes" and Q28 = "Yes"] Did they continue this unwanted behavior even after they knew that you or someone else wanted them to stop?

- ☒ Yes
☒ No

30. [Ask if Q8 = "Yes" and ((Q28 = "Yes" and (Q29 = "No" or Q29 = .)) or (Q28 = "No"))] Do you think that this was ever severe enough that most [men] [women] in the military would have been offended by seeing these sexually explicit materials? If you are not sure, choose the best answer.

- ☒ Yes
☒ No

You indicated that, after [X Date], someone from work made you uncomfortable, angry, or upset by making repeated sexual comments about your appearance or body.

31. [Ask if Q9 = "Yes"] Do you think the person(s) doing it knew that you or someone else wanted them to stop?

- ☒ Yes
☒ No

You indicated that, after [X Date], someone from work made you uncomfortable, angry, or upset by making repeated sexual comments about your appearance or body.

32. [Ask if Q9 = "Yes" and Q31 = "Yes"] Did they continue this unwanted behavior even after they knew that you or someone else wanted them to stop?

- ☒ Yes
☒ No

33. [Ask if Q9 = "Yes" and ((Q31 = "Yes" and (Q32 = "No" or Q32 = .)) or (Q31 = "No"))] Do you think that this was ever severe enough that most [men] [women] in the military would have been offended if these remarks had been directed to them? If you are not sure, choose the best answer.

- ☒ Yes
☒ No

You indicated that, after [X Date], someone from work made you embarrassed, angry, or upset by asking you questions about your sex life or sexual interests.

34. [Ask if Q10 = "Yes"] Do you think the person(s) doing it knew that you or someone else wanted them to stop?

- ☒ Yes
☒ No

You indicated that, after [X Date], someone from work made you embarrassed, angry, or upset by asking you questions about your sex life or sexual interests.

35. [Ask if Q10 = "Yes" and Q34 = "Yes"] Did they continue this unwanted behavior even after they knew that you or someone else wanted them to stop?

- ☒ Yes
☒ No

36. [Ask if Q10 = "Yes" and ((Q34 = "Yes" and (Q35 = "No" or Q35 = .)) or (Q34 = "No"))] Do you think that this was ever severe enough that most [men] [women] in the military would have been offended if they had been asked these questions? If you are not sure, choose the best answer.

- ☒ Yes
☒ No

You indicated that, after [X Date], someone from work made you uncomfortable, angry, or upset by repeatedly telling you about their sexual activities or making sexual gestures/body movements (for example, thrusting their pelvis or grabbing their crotch).

37. [Ask if Q11 = "Yes"] Do you think the person(s) doing it knew that you or someone else wanted them to stop?

- ☒ Yes
☒ No

You indicated that, after [X Date], someone from work made you uncomfortable, angry, or upset by repeatedly telling you about their sexual activities or making sexual gestures/body movements (for example, thrusting their pelvis or grabbing their crotch).

38. [Ask if Q11 = "Yes" and Q37 = "Yes"] Did they continue this unwanted behavior even after they knew that you or someone else wanted them to stop?

- ☒ Yes
☒ No

39. [Ask if Q11 = "Yes" and ((Q37 = "Yes" and (Q38 = "No" or Q38 = .)) or (Q37 = "No"))] Do you think that this was ever severe enough that most [men] [women] in the military would have been offended by hearing about these sexual activities or by having someone make sexual gestures/body movements (for example, thrusting their pelvis or grabbing their crotch)? If you are not sure, choose the best answer.

- ☒ Yes
☒ No

You indicated that, after [X Date], someone from work made you embarrassed, angry, or upset by taking or sharing sexually suggestive pictures or videos of you when you did not want them to.

40. [Ask if Q12 = "Yes" and Q13 = "Yes"] Do you think that this was ever severe enough that most [men] [women] in the military would have been offended if it happened to them? If you are not sure, choose the best answer.

- ☒ Yes
☒ No

You indicated that, after [X Date], someone from work made you uncomfortable, angry, or upset by making repeated attempts to establish an unwanted romantic or sexual relationship with you.

41. [Ask if Q14 = "Yes" and Q15 = "Yes"] Do you think the person(s) doing it knew that you or someone else wanted them to stop?

- ☒ Yes
☒ No

You indicated that, after [X Date], someone from work made you uncomfortable, angry, or upset by making repeated attempts to establish an unwanted romantic or sexual relationship with you.

42. [Ask if Q14 = "Yes" and Q15 = "Yes" and Q41 = "Yes"] Did they continue this unwanted behavior even after they knew that you or someone else wanted them to stop?

- ☒ Yes
☒ No

43. [Ask if Q14 = "Yes" and Q15 = "Yes" and ((Q41 = "Yes" and (Q42 = "No" or Q42 = .)) or (Q41 = "No"))] Do you think that this was ever severe enough that most [men] [women] in the military would have been offended by these unwanted attempts? If you are not sure, choose the best answer.

- ☒ Yes
☒ No

You indicated that, after [X Date], someone from work made you uncomfortable, angry, or upset by touching you unnecessarily.

44. [Ask if (Q16 = "No" or Q16 = .) and Q17 = "Yes"] Do you think the person(s) doing it knew that you or someone else wanted them to stop?

- ☒ Yes
☒ No

You indicated that, after [X Date], someone from work made you uncomfortable, angry, or upset by touching you unnecessarily.

45. [Ask if (Q16 = "No" or Q16 = .) and Q17 = "Yes" and Q44 = "Yes"] Did they continue this unwanted behavior even after they knew that you or someone else wanted them to stop?

☒ Yes

☒ No

46. [Ask if (Q16 = "No" or Q16 = .) and Q17 = "Yes" and ((Q44 = "Yes" and (Q45 = "No" or Q45 = .)) or (Q44 = "No"))] Do you think that this was ever severe enough that most [men] [women] in the military would have been offended by this unnecessary touching? If you are not sure, choose the best answer.

☒ Yes

☒ No

You indicated that, after [X Date], someone from work made you feel as if you would get some military workplace benefit in exchange for doing something sexual.

47. [Ask if Q18 = "Yes"] What led you to believe that you would get a military workplace benefit if you agreed to do something sexual? Mark "Yes" or "No" for each item.

	Yes	No
a. They told you that they would give you a reward or benefit for doing something sexual.	<input checked="" type="checkbox"/>	<input checked="" type="checkbox"/>
b. They hinted that you would get a reward or benefit for doing something sexual. For example, they reminded you about your evaluation/fitness report about the same time that they expressed sexual interest.....	<input checked="" type="checkbox"/>	<input checked="" type="checkbox"/>
c. Someone else told you they got benefits from this person by doing sexual things.....	<input checked="" type="checkbox"/>	<input checked="" type="checkbox"/>
d. You heard rumors from other people that this person treated others better in exchange for doing sexual things.	<input checked="" type="checkbox"/>	<input checked="" type="checkbox"/>
e. Based on what you knew about their personality, you thought you could get a benefit.	<input checked="" type="checkbox"/>	<input checked="" type="checkbox"/>

You indicated that, after [X Date], someone from work made you feel as if you would get punished or treated unfairly in the military workplace if you did not do something sexual.

48. [Ask if Q19 = "Yes"] What led you to believe that you would get punished or treated unfairly in the military workplace if you did not do something sexual? Mark "Yes" or "No" for each item.

	Yes	No
a. They told you that you would be punished or treated unfairly if you did not do something sexual.	<input checked="" type="checkbox"/>	<input checked="" type="checkbox"/>
b. They hinted that you would be punished or treated unfairly if you did not do something sexual. For example, they reminded you about your evaluation/fitness report near the same time that they expressed sexual interest.	<input checked="" type="checkbox"/>	<input checked="" type="checkbox"/>
c. Someone else told you they were punished or treated unfairly by this person for not doing something sexual.	<input checked="" type="checkbox"/>	<input checked="" type="checkbox"/>
d. You heard rumors from other people that this person treated others badly unless they were willing to do sexual things.	<input checked="" type="checkbox"/>	<input checked="" type="checkbox"/>
e. Based on what you knew about their personality, you thought you might get punished or treated unfairly.	<input checked="" type="checkbox"/>	<input checked="" type="checkbox"/>

You indicated that, after [X Date], someone from work said that [men] [women] are not as good as [women] [men] at your particular military job, or that they should be prevented from having your job.

49. [Ask if Q20 = "Yes"] Do you think their beliefs about [men] [women] ever harmed or limited your military job/career? For example, did they hurt your evaluation/fitness report, affect your chances of promotion or your next assignment?

☒ Yes

☒ No

You indicated that, after [X Date], someone from work mistreated, ignored, excluded, or insulted you because you are a [man] [woman].

50. [Ask if Q21 = "Yes"] Do you think this treatment ever harmed or limited your military job/career? For example, did they hurt your evaluation/fitness report, affect your chances of promotion or your next assignment?

☒ Yes

☒ No

Earlier you answered questions about upsetting or offensive things that someone from work did since [X Date].

51. [Ask if Q6 = "Yes" or Q7 = "Yes" or Q8 = "Yes" or Q9 = "Yes" or Q10 = "Yes" or Q11 = "Yes" or Q12 = "Yes" or Q14 = "Yes" or Q16 = "Yes" or Q17 = "Yes" or Q18 = "Yes" or Q19 = "Yes" or Q20 = "Yes" or Q21 = "Yes"] Of the behaviors that you selected as happening to you, how many do you consider to have been sexual harassment?

- ☒ None were sexual harassment
- ☒ Some were sexual harassment; some were not sexual harassment
- ☒ All were sexual harassment

Earlier you answered questions about upsetting or offensive things that someone from work did since [X Date].

52. [Ask if Q6 = "Yes" or Q7 = "Yes" or Q8 = "Yes" or Q9 = "Yes" or Q10 = "Yes" or Q11 = "Yes" or Q12 = "Yes" or Q14 = "Yes" or Q16 = "Yes" or Q17 = "Yes" or Q18 = "Yes" or Q19 = "Yes" or Q20 = "Yes" or Q21 = "Yes"] Of the behaviors that you selected as happening to you, how many do you consider to have been gender discrimination? For example, treating you unfavorably because you are a [man] [woman]?

- ☒ None were gender discrimination
- ☒ Some were gender discrimination; some were not gender discrimination
- ☒ All were gender discrimination

GENDER-RELATED EXPERIENCES IN THE MILITARY WITH BIGGEST EFFECT

Based on your answers earlier, it appears that at least one person you worked with in the last 12 months acted in a way that created an upsetting or offensive work environment.

53. [Ask if [MEO_FLAG] = "True"] The following section includes additional questions about the upsetting situation(s) you experienced, including those situations in which someone from work...
- Repeatedly told sexual jokes
 - Repeatedly suggested that you do not act like a [man] [woman] is supposed to
 - Displayed, showed you, or sent you sexually explicit materials like pictures or videos
 - Repeatedly told you about their sexual activities
 - Repeatedly asked you questions about your sex life or sexual interests
 - Made repeated sexual comments about your appearance or body
 - Took or shared sexually suggestive pictures or videos of you
 - Made repeated attempts to establish an unwanted romantic or sexual relationship with you

- Touched you in a sexual way
- Touched you in any way that made you uncomfortable, angry, or upset
- Made you feel like you would get some workplace benefit in exchange for doing something sexual
- Made you feel like you would get punished or treated unfairly if you refused to do something sexual
- Said that [men][women] are not as good as [women][men] at your job, or that they should be prevented from having that job
- Mistreated, ignored, or insulted you because you were a [man][woman]

You indicated you had at least one upsetting experience. Please think about the one situation since [X date] that had the biggest effect on you—the one you consider to be the worst or most serious.

54. [Ask if [MEO_FLAG] = "True"] Would you consider that experience to be... Mark "Yes" or "No" for each item.

	Yes	No
a. Hostile work environment? For example, unwelcome sexual advances, used language/behavior/jokes of a sexual nature, or offensive physical conduct.....	<input checked="" type="checkbox"/>	<input checked="" type="checkbox"/>
b. Quid pro quo? For example, someone implied preferential treatment in exchange for your sexual cooperation.....	<input checked="" type="checkbox"/>	<input checked="" type="checkbox"/>
c. Gender discrimination? For example, mistreated you because of your gender or exposed you to language/behaviors that conveyed offensive or condescending gender-based attitudes.	<input checked="" type="checkbox"/>	<input checked="" type="checkbox"/>

You indicated you had at least one upsetting experience. Please think about the one situation since [X date] that had the biggest effect on you—the one you consider to be the worst or the most serious.

55. [Ask if [MEO_FLAG] = "True"] Was/were the upsetting experience(s) the result of behavior by...
- ☒ One person?
- ☒ A group of people in the same setting?
- ☒ Different people in different situations?

You indicated that you had several experiences like this happen to you. For the next series of questions that refer to the "upsetting experiences" please think about the one situation since [X Date] that had the biggest effect on you—the one you consider to be the worst or most serious.

56. [Ask if [MEO_FLAG] = "True" and Q55 = "Different people in different situations"] Was the upsetting behavior in that situation due to...
- ☒ One person?
- ☒ A group of people?

57. [Ask if [MEO_FLAG] = "True"] Was/were this person(s)...

- ☒ Men?
☒ Women?
☒ A mix of men and women?

58. [Ask if [MEO_FLAG] = "True"] Was/Were the person(s) who acted this way... Mark "Yes" or "No" for each item.

	Yes	No
a. One of your work supervisors?	<input checked="" type="checkbox"/>	<input checked="" type="checkbox"/>
b. One of your unit leaders?	<input checked="" type="checkbox"/>	<input checked="" type="checkbox"/>
c. One of your peers at about the same level?	<input checked="" type="checkbox"/>	<input checked="" type="checkbox"/>
d. One of your subordinates or someone you manage?	<input checked="" type="checkbox"/>	<input checked="" type="checkbox"/>

59. [Ask if [MEO_FLAG] = "True"] At the time of the upsetting situation, was/were any of the person(s)... Mark one answer for each item.

	Yes	No	Do not know
a. Military members of higher rank than you?	<input checked="" type="checkbox"/>	<input checked="" type="checkbox"/>	<input checked="" type="checkbox"/>
b. Military members of about the same rank as you?	<input checked="" type="checkbox"/>	<input checked="" type="checkbox"/>	<input checked="" type="checkbox"/>
c. Military members of lower rank than you?	<input checked="" type="checkbox"/>	<input checked="" type="checkbox"/>	<input checked="" type="checkbox"/>
d. Civilians/contractors working for the military?	<input checked="" type="checkbox"/>	<input checked="" type="checkbox"/>	<input checked="" type="checkbox"/>

60. [Ask if [MEO_FLAG] = "True"] Thinking about this situation, about how long did these upsetting behaviors continue? If the situation is still happening, indicate how long it has been going on.

- ☒ It happened one time
☒ About one week
☒ About one month
☒ A few months
☒ A year or more

61. [Ask if [MEO_FLAG] = "True"] Thinking about this upsetting situation... Mark "Yes" or "No" for each item. If you have not visited these locations or performed these activities since [X DATE], mark "No."

	Yes	No
a. Did it occur on a military installation/ship, armory, Guard or Reserve unit site?	<input checked="" type="checkbox"/>	<input checked="" type="checkbox"/>
b. Did it occur while you were on TDY/TAD, at sea, or during field exercises/alerts?	<input checked="" type="checkbox"/>	<input checked="" type="checkbox"/>
c. Did it occur while you were deployed to a combat zone or to an area where you drew imminent danger pay or hostile fire pay?	<input checked="" type="checkbox"/>	<input checked="" type="checkbox"/>
d. Did it occur during recruit training/basic training?	<input checked="" type="checkbox"/>	<input checked="" type="checkbox"/>
e. Did it occur in a civilian location?	<input checked="" type="checkbox"/>	<input checked="" type="checkbox"/>

62. [Ask if [MEO_FLAG] = "True"] Thinking about this upsetting situation... Mark "Yes" or "No" for each item.

	Yes	No
a. Did you request a transfer or other change of assignment as a result of the situation?	<input checked="" type="checkbox"/>	<input checked="" type="checkbox"/>
b. Did it make you want to leave the military?	<input checked="" type="checkbox"/>	<input checked="" type="checkbox"/>
c. Did this situation ever make it hard to do your job or complete your work?	<input checked="" type="checkbox"/>	<input checked="" type="checkbox"/>
d. Did this situation ever make your workplace either less productive or compromise your unit's mission?	<input checked="" type="checkbox"/>	<input checked="" type="checkbox"/>
e. Did you take a sick call day or any other type of leave because of this situation?	<input checked="" type="checkbox"/>	<input checked="" type="checkbox"/>
f. Did this situation negatively affect your evaluation/fitness reports or promotions?	<input checked="" type="checkbox"/>	<input checked="" type="checkbox"/>
g. Did this situation either cause arguments in the workplace or damage unit cohesion?	<input checked="" type="checkbox"/>	<input checked="" type="checkbox"/>
h. Did this situation damage your relationships with coworkers?	<input checked="" type="checkbox"/>	<input checked="" type="checkbox"/>
i. Did this situation damage your other personal relationships, for example, with your spouse or a friend?	<input checked="" type="checkbox"/>	<input checked="" type="checkbox"/>

63. [Ask if [MEO_FLAG] = "True"] Thinking about this upsetting situation... Mark "Yes" or "No" for each item.

	Yes	No
a. Did you discuss this situation with your friends, family, or co-workers?	<input checked="" type="checkbox"/>	<input checked="" type="checkbox"/>
b. Did you discuss this situation with a chaplain, counselor, or medical person?	<input checked="" type="checkbox"/>	<input checked="" type="checkbox"/>
c. Did you discuss this situation with a work supervisor or anyone up your chain of command?	<input checked="" type="checkbox"/>	<input checked="" type="checkbox"/>

	Yes	No
d. Did you officially report this situation as possible harassment or gender discrimination to any person tasked with enforcing sexual harassment or Equal Opportunity regulations?	<input checked="" type="checkbox"/>	<input checked="" type="checkbox"/>

64. [Ask if [MEO_FLAG] = "True" and (Q63 c = "Yes" or Q63 d = "Yes")] What actions were taken in response to your discussing/reporting the situation? *Mark one answer for each item.*

	Yes	No	Do not know
a. No action was taken because you asked for the discussion to be kept private.	<input checked="" type="checkbox"/>	<input checked="" type="checkbox"/>	<input checked="" type="checkbox"/>
b. You discussed the situation, but no action was taken because you chose not to give enough details about the situation.	<input checked="" type="checkbox"/>	<input checked="" type="checkbox"/>	<input checked="" type="checkbox"/>
c. The person you told took no action.	<input checked="" type="checkbox"/>	<input checked="" type="checkbox"/>	<input checked="" type="checkbox"/>
d. The rules on harassment were explained to everyone in the workplace.	<input checked="" type="checkbox"/>	<input checked="" type="checkbox"/>	<input checked="" type="checkbox"/>
e. Someone talked to the person(s) to ask them to change their behavior.	<input checked="" type="checkbox"/>	<input checked="" type="checkbox"/>	<input checked="" type="checkbox"/>
f. Your work station or duties were changed to help you avoid that person(s).	<input checked="" type="checkbox"/>	<input checked="" type="checkbox"/>	<input checked="" type="checkbox"/>
g. The person(s) was/were moved or reassigned so that you did not have as much contact with them.	<input checked="" type="checkbox"/>	<input checked="" type="checkbox"/>	<input checked="" type="checkbox"/>
h. There was some official career action taken against the person(s) for their upsetting behavior. For example, a negative evaluation/fitness report.	<input checked="" type="checkbox"/>	<input checked="" type="checkbox"/>	<input checked="" type="checkbox"/>
i. The person(s) stopped their upsetting behavior.	<input checked="" type="checkbox"/>	<input checked="" type="checkbox"/>	<input checked="" type="checkbox"/>
j. You were encouraged to drop the issue.	<input checked="" type="checkbox"/>	<input checked="" type="checkbox"/>	<input checked="" type="checkbox"/>
k. You were discouraged from filing a formal complaint.	<input checked="" type="checkbox"/>	<input checked="" type="checkbox"/>	<input checked="" type="checkbox"/>
l. The person(s) who did this retaliated against you for complaining. For example, their upsetting behavior became worse or they threatened you.	<input checked="" type="checkbox"/>	<input checked="" type="checkbox"/>	<input checked="" type="checkbox"/>
m. Your coworkers treated you worse, avoided you, or blamed you for the problem.	<input checked="" type="checkbox"/>	<input checked="" type="checkbox"/>	<input checked="" type="checkbox"/>
n. Your supervisor punished you for bringing it up. For example, loss of privileges, denied promotion/training, transferred to less favorable job.	<input checked="" type="checkbox"/>	<input checked="" type="checkbox"/>	<input checked="" type="checkbox"/>

65. [Ask if [MEO_FLAG] = "True" and (Q63 c = "Yes" or Q63 d = "Yes")] How satisfied were/are you with the following aspects of how the discussion or report was handled? *Mark one answer for each item.*

	Very dissatisfied	Dissatisfied	Neither satisfied nor dissatisfied	Satisfied	Very satisfied
a. Availability of information about how to file a complaint.	<input checked="" type="checkbox"/>	<input checked="" type="checkbox"/>	<input checked="" type="checkbox"/>	<input checked="" type="checkbox"/>	<input checked="" type="checkbox"/>
b. How you were treated by personnel handling your situation.	<input checked="" type="checkbox"/>	<input checked="" type="checkbox"/>	<input checked="" type="checkbox"/>	<input checked="" type="checkbox"/>	<input checked="" type="checkbox"/>
c. The action taken by the personnel handling your situation.	<input checked="" type="checkbox"/>	<input checked="" type="checkbox"/>	<input checked="" type="checkbox"/>	<input checked="" type="checkbox"/>	<input checked="" type="checkbox"/>
d. The current status of the situation.	<input checked="" type="checkbox"/>	<input checked="" type="checkbox"/>	<input checked="" type="checkbox"/>	<input checked="" type="checkbox"/>	<input checked="" type="checkbox"/>
e. Amount of time it took to address your situation.	<input checked="" type="checkbox"/>	<input checked="" type="checkbox"/>	<input checked="" type="checkbox"/>	<input checked="" type="checkbox"/>	<input checked="" type="checkbox"/>
f. How well you have been kept informed on the status of your report or complaint.	<input checked="" type="checkbox"/>	<input checked="" type="checkbox"/>	<input checked="" type="checkbox"/>	<input checked="" type="checkbox"/>	<input checked="" type="checkbox"/>

66. [Ask if [MEO_FLAG] = "True" and (Q63 c = "No" or Q63 d = "No")] **What were your reasons for not discussing it with someone above you in your chain of command and not reporting it to a person who enforces sexual harassment regulations? *Mark all that apply.***

- ☒ The offensive behavior stopped on its own
- ☒ You thought it was not serious enough to report
- ☒ You did not want more people to know
- ☒ You did not want people to see you as weak
- ☒ You wanted to forget about it and move on
- ☒ You did not think anything would be done
- ☒ You did not think you would be believed
- ☒ You did not trust that the process would be fair
- ☒ You felt partially to blame
- ☒ You thought other people would blame you
- ☒ You thought you might get in trouble for something you did
- ☒ You thought you might be labeled as a troublemaker
- ☒ You thought it might hurt your performance evaluation/fitness report
- ☒ You thought it might hurt your career
- ☒ You did not want to hurt the person's career or family
- ☒ You were worried about retaliation by a supervisor or someone in your chain of command
- ☒ You were worried about retaliation by your military co-workers or peers
- ☒ You took other actions to handle the situation
- ☒ None of the above

GENDER-RELATED EXPERIENCES

Please read the following special instructions before continuing the survey.

Questions in this next section ask about unwanted experiences of an abusive, humiliating, or sexual nature.

These types of unwanted experiences vary in severity. Some of them could be viewed as an assault. Others could be viewed as hazing or some other type of unwanted experience.

They can happen to both women and men.

The next questions include some graphic words. They describe events that DoD regulations define with precise, anatomical language. It is important to use the same names for specific body parts that the DoD uses. This is the best way to determine whether or not people have had these types of experiences.

When answering these questions, please include experiences no matter who did it to you or where it happened. It could be done to you by a male or female, military member or civilian, someone you knew or a stranger.

Please include experiences even if you or others had been drinking alcohol, using drugs, or were intoxicated.

The following questions will ask you about events that happened [X Date]. You will have an opportunity to describe experiences that happened BEFORE [X Date] later in the survey.

67. **Since [X Date], did you have any unwanted experiences in which someone put his penis into your [anus or mouth] [vagina, anus, or mouth]?**

- ☒ Yes
- ☒ No

The following statements are about things that might have happened to you when you had this experience. In these statements, "they" means the person or people who did this to you.

Please indicate which of the following happened.

68. **[Ask if Q67 = "Yes"] They continued even when you told them or showed them that you were unwilling.**

- ☒ Yes
- ☒ No

The following statements are about things that might have happened to you when you had this experience. In these statements, "they" means the person or people who did this to you.

Please indicate which of the following happened.

69. **[Ask if Q67 = "Yes"] They used physical force to make you comply.** For example, they grabbed your arm or used their body weight to hold you down.

- ☒ Yes
- ☒ No

The following statements are about things that might have happened to you when you had this experience. In these statements, "they" means the person or people who did this to you.

Please indicate which of the following happened.

70. [Ask if Q67 = "Yes"] They physically injured you.

☒ Yes

☒ No

The following statements are about things that might have happened to you when you had this experience. In these statements, "they" means the person or people who did this to you.

Please indicate which of the following happened.

71. [Ask if Q67 = "Yes"] They threatened to physically hurt you (or someone else).

☒ Yes

☒ No

72. [Ask if Q67 = "Yes" and Q71 = "Yes"] Did they threaten you (or someone else) with a weapon?

☒ Yes

☒ No

73. [Ask if Q67 = "Yes" and Q71 = "Yes"] Did they threaten to seriously injure, kill, or kidnap you (or someone else)?

☒ Yes

☒ No

The following statements are about things that might have happened to you when you had this experience. In these statements, "they" means the person or people who did this to you.

Please indicate which of the following happened.

74. [Ask if Q67 = "Yes"] They threatened you (or someone else) in some other way. For example, by using their position of authority, by spreading lies about you, or by getting you in trouble with authorities.

☒ Yes

☒ No

The following statements are about things that might have happened to you when you had this experience. In these statements, "they" means the person or people who did this to you.

Please indicate which of the following happened.

75. [Ask if Q67 = "Yes"] They did it when you were passed out, asleep, or unconscious.

☒ Yes

☒ No

The following statements are about things that might have happened to you when you had this experience. In these statements, "they" means the person or people who did this to you.

Please indicate which of the following happened.

76. [Ask if Q67 = "Yes"] They did it when you were so drunk, high, or drugged that you could not understand what was happening or could not show them that you were unwilling.

☒ Yes

☒ No

The following statements are about things that might have happened to you when you had this experience. In these statements, "they" means the person or people who did this to you.

Please indicate which of the following happened.

77. [Ask if Q67 = "Yes"] They tricked you into thinking that they were someone else or that they were allowed to do it for a professional purpose (like a person pretending to be a doctor).

☒ Yes

☒ No

The following statements are about things that might have happened to you when you had this experience. In these statements, "they" means the person or people who did this to you.

Please indicate which of the following happened.

78. [Ask if Q67 = "Yes"] They made you so afraid that you froze and could not tell them or show them that you were unwilling.

☒ Yes

☒ No

The following statements are about things that might have happened to you when you had this experience. In these statements, "they" means the person or people who did this to you.

Please indicate which of the following happened.

79. [Ask if Q67 = "Yes"] They did it after you had consumed so much alcohol that the next day you could not remember what happened.

☒ Yes

☒ No

The following statements are about things that might have happened to you when you had this experience. In these statements, "they" means the person or people who did this to you.

Please indicate which of the following happened.

80. [Ask if Q67 = "Yes"] It happened without your consent.

☒ Yes

☒ No

81. Since [X Date], did you have any **unwanted experiences in which someone put any object or any body part other than a penis into your [anus or mouth] [vagina, anus, or mouth]**? The body part could include a finger, tongue, or testicles.

☒ Yes
☒ No

82. [Ask if [SA1Flag] = "Not true" and Q81 = "Yes"] **Was this unwanted experience (or any experiences like this if you had more than one) abusive or humiliating, or intended to be abusive or humiliating?** If you are not sure, choose the best answer.

☒ Yes
☒ No

83. [Ask if [SA1Flag] = "Not true" and Q81 = "Yes"] **Do you believe the person did it for a sexual reason?** For example, they did it because they were sexually aroused or to get sexually aroused. If you are not sure, choose the best answer.

☒ Yes
☒ No

The following statements are about things that might have happened to you when you had this experience. In these statements, "they" means the person or people who did this to you.

Please indicate which of the following happened.

84. [Ask if [SA1Flag] = "Not true" and Q81 = "Yes" and (Q82 = "Yes" or Q83 = "Yes")] **They continued even when you told them or showed them that you were unwilling.**

☒ Yes
☒ No

The following statements are about things that might have happened to you when you had this experience. In these statements, "they" means the person or people who did this to you.

Please indicate which of the following happened.

85. [Ask if [SA1Flag] = "Not true" and Q81 = "Yes" and (Q82 = "Yes" or Q83 = "Yes")] **They used physical force to make you comply.** For example, they grabbed your arm or used their body weight to hold you down.

☒ Yes
☒ No

The following statements are about things that might have happened to you when you had this experience. In these statements, "they" means the person or people who did this to you.

Please indicate which of the following happened.

86. [Ask if [SA1Flag] = "Not true" and Q81 = "Yes" and (Q82 = "Yes" or Q83 = "Yes")] **They physically injured you.**

☒ Yes
☒ No

The following statements are about things that might have happened to you when you had this experience. In these statements, "they" means the person or people who did this to you.

Please indicate which of the following happened.

87. [Ask if [SA1Flag] = "Not true" and Q81 = "Yes" and (Q82 = "Yes" or Q83 = "Yes")] **They threatened to physically hurt you (or someone else).**

☒ Yes
☒ No

88. [Ask if [SA1Flag] = "Not true" and Q81 = "Yes" and (Q82 = "Yes" or Q83 = "Yes") and Q87 = "Yes"] **Did they threaten you (or someone else) with a weapon?**

☒ Yes
☒ No

89. [Ask if [SA1Flag] = "Not true" and Q81 = "Yes" and (Q82 = "Yes" or Q83 = "Yes") and Q87 = "Yes"] **Did they threaten to seriously injure, kill, or kidnap you (or someone else)?**

☒ Yes
☒ No

The following statements are about things that might have happened to you when you had this experience. In these statements, "they" means the person or people who did this to you.

Please indicate which of the following happened.

90. [Ask if [SA1Flag] = "Not true" and Q81 = "Yes" and (Q82 = "Yes" or Q83 = "Yes")] **They threatened you (or someone else) in some other way.** For example, by using their position of authority, by spreading lies about you, or by getting you in trouble with authorities.

☒ Yes
☒ No

The following statements are about things that might have happened to you when you had this experience. In these statements, "they" means the person or people who did this to you.

Please indicate which of the following happened.

91. [Ask if [SA1Flag] = "Not true" and Q81 = "Yes" and (Q82 = "Yes" or Q83 = "Yes")] **They did it when you were passed out, asleep, or unconscious.**

☒ Yes

☒ No

The following statements are about things that might have happened to you when you had this experience. In these statements, "they" means the person or people who did this to you.

Please indicate which of the following happened.

92. [Ask if [SA1Flag] = "Not true" and Q81 = "Yes" and (Q82 = "Yes" or Q83 = "Yes")] **They did it when you were so drunk, high, or drugged that you could not understand what was happening or could not show them that you were unwilling.**

☒ Yes

☒ No

The following statements are about things that might have happened to you when you had this experience. In these statements, "they" means the person or people who did this to you.

Please indicate which of the following happened.

93. [Ask if [SA1Flag] = "Not true" and Q81 = "Yes" and (Q82 = "Yes" or Q83 = "Yes")] **They tricked you into thinking that they were someone else or that they were allowed to do it for a professional purpose (like a person pretending to be a doctor).**

☒ Yes

☒ No

The following statements are about things that might have happened to you when you had this experience. In these statements, "they" means the person or people who did this to you.

Please indicate which of the following happened.

94. [Ask if [SA1Flag] = "Not true" and Q81 = "Yes" and (Q82 = "Yes" or Q83 = "Yes")] **They made you so afraid that you froze and could not tell them or show them that you were unwilling.**

☒ Yes

☒ No

The following statements are about things that might have happened to you when you had this experience. In these statements, "they" means the person or people who did this to you.

Please indicate which of the following happened.

95. [Ask if [SA1Flag] = "Not true" and Q81 = "Yes" and (Q82 = "Yes" or Q83 = "Yes")] **They did it after you had consumed so much alcohol that the next day you could not remember what happened.**

☒ Yes

☒ No

The following statements are about things that might have happened to you when you had this experience. In these statements, "they" means the person or people who did this to you.

Please indicate which of the following happened.

96. [Ask if [SA1Flag] = "Not true" and Q81 = "Yes" and (Q82 = "Yes" or Q83 = "Yes")] **It happened without your consent.**

☒ Yes

☒ No

97. **Since [X Date], did anyone make you put any part of your body or any object into someone's mouth, vagina, or anus when you did not want to?** A part of the body could include your [penis, testicles, tongue, or fingers] [tongue or fingers].

☒ Yes

☒ No

98. [Ask if [SA2FlagCum] = "Not true" and Q97 = "Yes"] **Was this unwanted experience (or any experiences like this if you had more than one) abusive or humiliating, or intended to be abusive or humiliating?** If you are not sure, choose the best answer.

☒ Yes

☒ No

99. [Ask if [SA2FlagCum] = "Not true" and Q97 = "Yes"] **Do you believe the person did it for a sexual reason?** For example, they did it because they were sexually aroused or to get sexually aroused. If you are not sure, choose the best answer.

☒ Yes

☒ No

The following statements are about things that might have happened to you when you had this experience. In these statements, "they" means the person or people who did this to you.

Please indicate which of the following happened.

- 100. [Ask if [SA2FlagCum] = "Not true" and Q97 = "Yes" and (Q98 = "Yes" or Q99 = "Yes")] They continued even when you told them or showed them that you were unwilling.**

☐ Yes

☐ No

The following statements are about things that might have happened to you when you had this experience. In these statements, "they" means the person or people who did this to you.

Please indicate which of the following happened.

- 101. [Ask if [SA2FlagCum] = "Not true" and Q97 = "Yes" and (Q98 = "Yes" or Q99 = "Yes")] They used physical force to make you comply.** For example, they grabbed your arm or used their body weight to hold you down.

☐ Yes

☐ No

The following statements are about things that might have happened to you when you had this experience. In these statements, "they" means the person or people who did this to you.

Please indicate which of the following happened.

- 102. [Ask if [SA2FlagCum] = "Not true" and Q97 = "Yes" and (Q98 = "Yes" or Q99 = "Yes")] They physically injured you.**

☐ Yes

☐ No

The following statements are about things that might have happened to you when you had this experience. In these statements, "they" means the person or people who did this to you.

Please indicate which of the following happened.

- 103. [Ask if [SA2FlagCum] = "Not true" and Q97 = "Yes" and (Q98 = "Yes" or Q99 = "Yes")] They threatened to physically hurt you (or someone else).**

☐ Yes

☐ No

- 104. [Ask if [SA2FlagCum] = "Not true" and Q97 = "Yes" and (Q98 = "Yes" or Q99 = "Yes") and Q103 = "Yes"] Did they threaten you (or someone else) with a weapon?**

☐ Yes

☐ No

- 105. [Ask if [SA2FlagCum] = "Not true" and Q97 = "Yes" and (Q98 = "Yes" or Q99 = "Yes") and Q103 = "Yes"] Did they threaten to seriously injure, kill, or kidnap you (or someone else)?**

☐ Yes

☐ No

The following statements are about things that might have happened to you when you had this experience. In these statements, "they" means the person or people who did this to you.

Please indicate which of the following happened.

- 106. [Ask if [SA2FlagCum] = "Not true" and Q97 = "Yes" and (Q98 = "Yes" or Q99 = "Yes")] They threatened you (or someone else) in some other way.** For example, by using their position of authority, by spreading lies about you, or by getting you in trouble with authorities.

☐ Yes

☐ No

The following statements are about things that might have happened to you when you had this experience. In these statements, "they" means the person or people who did this to you.

Please indicate which of the following happened.

- 107. [Ask if [SA2FlagCum] = "Not true" and Q97 = "Yes" and (Q98 = "Yes" or Q99 = "Yes")] They did it when you were passed out, asleep, or unconscious.**

☐ Yes

☐ No

The following statements are about things that might have happened to you when you had this experience. In these statements, "they" means the person or people who did this to you.

Please indicate which of the following happened.

- 108. [Ask if [SA2FlagCum] = "Not true" and Q97 = "Yes" and (Q98 = "Yes" or Q99 = "Yes")] They did it when you were so drunk, high, or drugged that you could not understand what was happening or could not show them that you were unwilling.**

☐ Yes

☐ No

The following statements are about things that might have happened to you when you had this experience. In these statements, "they" means the person or people who did this to you.

Please indicate which of the following happened.

- 109. [Ask if [SA2FlagCum] = "Not true" and Q97 = "Yes" and (Q98 = "Yes" or Q99 = "Yes")] They tricked you into thinking that they were someone else or that they were allowed to do it for a professional purpose (like a person pretending to be a doctor).**

☒ Yes

☒ No

The following statements are about things that might have happened to you when you had this experience. In these statements, "they" means the person or people who did this to you.

Please indicate which of the following happened.

- 110. [Ask if [SA2FlagCum] = "Not true" and Q97 = "Yes" and (Q98 = "Yes" or Q99 = "Yes")] They made you so afraid that you froze and could not tell them or show them that you were unwilling.**

☒ Yes

☒ No

The following statements are about things that might have happened to you when you had this experience. In these statements, "they" means the person or people who did this to you.

Please indicate which of the following happened.

- 111. [Ask if [SA2FlagCum] = "Not true" and Q97 = "Yes" and (Q98 = "Yes" or Q99 = "Yes")] They did it after you had consumed so much alcohol that the next day you could not remember what happened.**

☒ Yes

☒ No

The following statements are about things that might have happened to you when you had this experience. In these statements, "they" means the person or people who did this to you.

Please indicate which of the following happened.

- 112. [Ask if [SA2FlagCum] = "Not true" and Q97 = "Yes" and (Q98 = "Yes" or Q99 = "Yes")] It happened without your consent.**

☒ Yes

☒ No

- 113. Since [X Date], did you have any unwanted experiences in which someone intentionally touched private areas of your body (either directly or through clothing)? Private areas include buttocks, inner thigh, breasts, groin, anus, vagina, penis, or testicles.**

☒ Yes

☒ No

- 114. [Ask if [SA3FlagCum] = "Not true" and Q113 = "Yes"] Was this unwanted experience (or any experiences like this if you had more than one) abusive or humiliating, or intended to be abusive or humiliating? If you are not sure, choose the best answer.**

☒ Yes

☒ No

- 115. [Ask if [SA3FlagCum] = "Not true" and Q113 = "Yes"] Do you believe the person did it for a sexual reason? For example, they did it because they were sexually aroused or to get sexually aroused. If you are not sure, choose the best answer.**

☒ Yes

☒ No

The following statements are about things that might have happened to you when you had this experience. In these statements, "they" means the person or people who did this to you.

Please indicate which of the following happened.

- 116. [Ask if [SA3FlagCum] = "Not true" and Q113 = "Yes" and (Q114 = "Yes" or Q115 = "Yes")] They continued even when you told them or showed them that you were unwilling.**

☒ Yes

☒ No

The following statements are about things that might have happened to you when you had this experience. In these statements, "they" means the person or people who did this to you.

Please indicate which of the following happened.

- 117. [Ask if [SA3FlagCum] = "Not true" and Q113 = "Yes" and (Q114 = "Yes" or Q115 = "Yes")] They used physical force to make you comply. For example, they grabbed your arm or used their body weight to hold you down.**

☒ Yes

☒ No

The following statements are about things that might have happened to you when you had this experience. In these statements, "they" means the person or people who did this to you.

Please indicate which of the following happened.

- 118. [Ask if [SA3FlagCum] = "Not true" and Q113 = "Yes" and (Q114 = "Yes" or Q115 = "Yes")]**

They physically injured you.

☒ Yes

☒ No

The following statements are about things that might have happened to you when you had this experience. In these statements, "they" means the person or people who did this to you.

Please indicate which of the following happened.

- 119. [Ask if [SA3FlagCum] = "Not true" and Q113 = "Yes" and (Q114 = "Yes" or Q115 = "Yes")]**

They threatened to physically hurt you (or someone else).

☒ Yes

☒ No

- 120. [Ask if [SA3FlagCum] = "Not true" and Q113 = "Yes" and (Q114 = "Yes" or Q115 = "Yes") and Q119 = "Yes"] Did they threaten you (or someone else) with a weapon?**

☒ Yes

☒ No

- 121. [Ask if [SA3FlagCum] = "Not true" and Q113 = "Yes" and (Q114 = "Yes" or Q115 = "Yes") and Q119 = "Yes"] Did they threaten to seriously injure, kill, or kidnap you (or someone else)?**

☒ Yes

☒ No

The following statements are about things that might have happened to you when you had this experience. In these statements, "they" means the person or people who did this to you.

Please indicate which of the following happened.

- 122. [Ask if [SA3FlagCum] = "Not true" and Q113 = "Yes" and (Q114 = "Yes" or Q115 = "Yes")]**

They threatened you (or someone else) in some other way. For example, by using their position of authority, by spreading lies about you, or by getting you in trouble with authorities.

☒ Yes

☒ No

The following statements are about things that might have happened to you when you had this experience. In these statements, "they" means the person or people who did this to you.

Please indicate which of the following happened.

- 123. [Ask if [SA3FlagCum] = "Not true" and Q113 = "Yes" and (Q114 = "Yes" or Q115 = "Yes")]**

They did it when you were passed out, asleep, or unconscious.

☒ Yes

☒ No

The following statements are about things that might have happened to you when you had this experience. In these statements, "they" means the person or people who did this to you.

Please indicate which of the following happened.

- 124. [Ask if [SA3FlagCum] = "Not true" and Q113 = "Yes" and (Q114 = "Yes" or Q115 = "Yes")]**

They did it when you were so drunk, high, or drugged that you could not understand what was happening or could not show them that you were unwilling.

☒ Yes

☒ No

The following statements are about things that might have happened to you when you had this experience. In these statements, "they" means the person or people who did this to you.

Please indicate which of the following happened.

- 125. [Ask if [SA3FlagCum] = "Not true" and Q113 = "Yes" and (Q114 = "Yes" or Q115 = "Yes")]**

They tricked you into thinking that they were someone else or that they were allowed to do it for a professional purpose (like a person pretending to be a doctor).

☒ Yes

☒ No

The following statements are about things that might have happened to you when you had this experience. In these statements, "they" means the person or people who did this to you.

Please indicate which of the following happened.

- 126. [Ask if [SA3FlagCum] = "Not true" and Q113 = "Yes" and (Q114 = "Yes" or Q115 = "Yes")]**

They made you so afraid that you froze and could not tell them or show them that you were unwilling.

☒ Yes

☒ No

The following statements are about things that might have happened to you when you had this experience. In these statements, "they" means the person or people who did this to you.

Please indicate which of the following happened.

- 127. [Ask if [SA3FlagCum] = "Not true" and Q113 = "Yes" and (Q114 = "Yes" or Q115 = "Yes")]**

They did it after you had consumed so much alcohol that the next day you could not remember what happened.

- ☒ Yes
☒ No

The following statements are about things that might have happened to you when you had this experience. In these statements, "they" means the person or people who did this to you.

Please indicate which of the following happened.

- 128. [Ask if [SA3FlagCum] = "Not true" and Q113 = "Yes" and (Q114 = "Yes" or Q115 = "Yes")] It happened without your consent.**

- ☒ Yes
☒ No

- 129. Since [X Date], did you have any unwanted experiences in which someone made you touch private areas of their body or someone else's body (either directly or through clothing)?** This could involve the person putting their private areas on you. Private areas include buttocks, inner thigh, breasts, groin, anus, vagina, penis, or testicles.

- ☒ Yes
☒ No

- 130. [Ask if [SA4FlagCum] = "Not true" and Q129 = "Yes"] Was this unwanted experience (or any experiences like this if you had more than one) abusive or humiliating, or intended to be abusive or humiliating?** If you are not sure, choose the best answer.

- ☒ Yes
☒ No

- 131. [Ask if [SA4FlagCum] = "Not true" and Q129 = "Yes"] Do you believe the person did it for a sexual reason?** For example, they did it because they were sexually aroused or to get sexually aroused. If you are not sure, choose the best answer.

- ☒ Yes
☒ No

The following statements are about things that might have happened to you when you had this experience. In these statements, "they" means the person or people who did this to you.

Please indicate which of the following happened.

- 132. [Ask if [SA4FlagCum] = "Not true" and Q129 = "Yes" and (Q130 = "Yes" or Q131 = "Yes")]**

They continued even when you told them or showed them that you were unwilling.

- ☒ Yes
☒ No

The following statements are about things that might have happened to you when you had this experience. In these statements, "they" means the person or people who did this to you.

Please indicate which of the following happened.

- 133. [Ask if [SA4FlagCum] = "Not true" and Q129 = "Yes" and (Q130 = "Yes" or Q131 = "Yes")]**

They used physical force to make you comply. For example, they grabbed your arm or used their body weight to hold you down.

- ☒ Yes
☒ No

The following statements are about things that might have happened to you when you had this experience. In these statements, "they" means the person or people who did this to you.

Please indicate which of the following happened.

- 134. [Ask if [SA4FlagCum] = "Not true" and Q129 = "Yes" and (Q130 = "Yes" or Q131 = "Yes")]**

They physically injured you.

- ☒ Yes
☒ No

The following statements are about things that might have happened to you when you had this experience. In these statements, "they" means the person or people who did this to you.

Please indicate which of the following happened.

- 135. [Ask if [SA4FlagCum] = "Not true" and Q129 = "Yes" and (Q130 = "Yes" or Q131 = "Yes")]**

They threatened to physically hurt you (or someone else).

- ☒ Yes
☒ No

- 136. [Ask if [SA4FlagCum] = "Not true" and Q129 = "Yes" and (Q130 = "Yes" or Q131 = "Yes") and Q135 = "Yes"] Did they threaten you (or someone else) with a weapon?**

- ☒ Yes
☒ No

137. [Ask if [SA4FlagCum] = "Not true" and Q129 = "Yes" and (Q130 = "Yes" or Q131 = "Yes") and Q135 = "Yes"] Did they threaten to seriously injure, kill, or kidnap you (or someone else)?

☒ Yes

☒ No

The following statements are about things that might have happened to you when you had this experience. In these statements, "they" means the person or people who did this to you.

Please indicate which of the following happened.

**138. [Ask if [SA4FlagCum] = "Not true" and Q129 = "Yes" and (Q130 = "Yes" or Q131 = "Yes")]
They threatened you (or someone else) in some other way.** For example, by using their position of authority, by spreading lies about you, or by getting you in trouble with authorities.

☒ Yes

☒ No

The following statements are about things that might have happened to you when you had this experience. In these statements, "they" means the person or people who did this to you.

Please indicate which of the following happened.

**139. [Ask if [SA4FlagCum] = "Not true" and Q129 = "Yes" and (Q130 = "Yes" or Q131 = "Yes")]
They did it when you were passed out, asleep, or unconscious.**

☒ Yes

☒ No

The following statements are about things that might have happened to you when you had this experience. In these statements, "they" means the person or people who did this to you.

Please indicate which of the following happened.

**140. [Ask if [SA4FlagCum] = "Not true" and Q129 = "Yes" and (Q130 = "Yes" or Q131 = "Yes")]
They did it when you were so drunk, high, or drugged that you could not understand what was happening or could not show them that you were unwilling.**

☒ Yes

☒ No

The following statements are about things that might have happened to you when you had this experience. In these statements, "they" means the person or people who did this to you.

Please indicate which of the following happened.

141. [Ask if [SA4FlagCum] = "Not true" and Q129 = "Yes" and (Q130 = "Yes" or Q131 = "Yes")]

They tricked you into thinking that they were someone else or that they were allowed to do it for a professional purpose (like a person pretending to be a doctor).

☒ Yes

☒ No

The following statements are about things that might have happened to you when you had this experience. In these statements, "they" means the person or people who did this to you.

Please indicate which of the following happened.

142. [Ask if [SA4FlagCum] = "Not true" and Q129 = "Yes" and (Q130 = "Yes" or Q131 = "Yes")]

They made you so afraid that you froze and could not tell them or show them that you were unwilling.

☒ Yes

☒ No

The following statements are about things that might have happened to you when you had this experience. In these statements, "they" means the person or people who did this to you.

Please indicate which of the following happened.

143. [Ask if [SA4FlagCum] = "Not true" and Q129 = "Yes" and (Q130 = "Yes" or Q131 = "Yes")]

They did it after you had consumed so much alcohol that the next day you could not remember what happened.

☒ Yes

☒ No

The following statements are about things that might have happened to you when you had this experience. In these statements, "they" means the person or people who did this to you.

Please indicate which of the following happened.

**144. [Ask if [SA4FlagCum] = "Not true" and Q129 = "Yes" and (Q130 = "Yes" or Q131 = "Yes")]
It happened without your consent.**

☒ Yes

☒ No

145. Since [X Date], did you have any unwanted experiences in which someone attempted to put a penis, an object, or any body part into your [anus or mouth] [vagina, anus, or mouth], but no penetration actually occurred?

☒ Yes

☒ No

146. [Ask if [SA5FlagCum] = "Not true" and Q145 = "Yes"] Was this unwanted experience (or any experiences like this if you had more than one) abusive or humiliating, or intended to be abusive or humiliating? If you are not sure, choose the best answer.

☒ Yes

☒ No

147. [Ask if [SA5FlagCum] = "Not true" and Q145 = "Yes"] Do you believe the person did it for a sexual reason? For example, they did it because they were sexually aroused or to get sexually aroused. If you are not sure, choose the best answer.

☒ Yes

☒ No

The following statements are about things that might have happened to you when you had this experience. In these statements, "they" means the person or people who did this to you.

Please indicate which of the following happened.

148. [Ask if [SA5FlagCum] = "Not true" and Q145 = "Yes" and (Q146 = "Yes" or Q147 = "Yes")]

They continued even when you told them or showed them that you were unwilling.

☒ Yes

☒ No

The following statements are about things that might have happened to you when you had this experience. In these statements, "they" means the person or people who did this to you.

Please indicate which of the following happened.

149. [Ask if [SA5FlagCum] = "Not true" and Q145 = "Yes" and (Q146 = "Yes" or Q147 = "Yes")]

They used physical force to make you comply. For example, they grabbed your arm or used their body weight to hold you down.

☒ Yes

☒ No

The following statements are about things that might have happened to you when you had this experience. In these statements, "they" means the person or people who did this to you.

Please indicate which of the following happened.

150. [Ask if [SA5FlagCum] = "Not true" and Q145 = "Yes" and (Q146 = "Yes" or Q147 = "Yes")]

They physically injured you.

☒ Yes

☒ No

The following statements are about things that might have happened to you when you had this experience. In these statements, "they" means the person or people who did this to you.

Please indicate which of the following happened.

151. [Ask if [SA5FlagCum] = "Not true" and Q145 = "Yes" and (Q146 = "Yes" or Q147 = "Yes")]

They threatened to physically hurt you (or someone else).

☒ Yes

☒ No

152. [Ask if [SA5FlagCum] = "Not true" and Q145 = "Yes" and (Q146 = "Yes" or Q147 = "Yes") and Q151 = "Yes"] Did they threaten you (or someone else) with a weapon?

☒ Yes

☒ No

153. [Ask if [SA5FlagCum] = "Not true" and Q145 = "Yes" and (Q146 = "Yes" or Q147 = "Yes") and Q151 = "Yes"] Did they threaten to seriously injure, kill, or kidnap you (or someone else)?

☒ Yes

☒ No

The following statements are about things that might have happened to you when you had this experience. In these statements, "they" means the person or people who did this to you.

Please indicate which of the following happened.

154. [Ask if [SA5FlagCum] = "Not true" and Q145 = "Yes" and (Q146 = "Yes" or Q147 = "Yes")]

They threatened you (or someone else) in some other way. For example, by using their position of authority, by spreading lies about you, or by getting you in trouble with authorities.

☒ Yes

☒ No

The following statements are about things that might have happened to you when you had this experience. In these statements, "they" means the person or people who did this to you.

Please indicate which of the following happened.

155. [Ask if [SA5FlagCum] = "Not true" and Q145 = "Yes" and (Q146 = "Yes" or Q147 = "Yes")]

They did it when you were passed out, asleep, or unconscious.

☒ Yes

☒ No

The following statements are about things that might have happened to you when you had this experience. In these statements, "they" means the person or people who did this to you.

Please indicate which of the following happened.

156. [Ask if [SA5FlagCum] = "Not true" and Q145 = "Yes" and (Q146 = "Yes" or Q147 = "Yes")]

They did it when you were so drunk, high, or drugged that you could not understand what was happening or could not show them that you were unwilling.

☒ Yes

☒ No

The following statements are about things that might have happened to you when you had this experience. In these statements, "they" means the person or people who did this to you.

Please indicate which of the following happened.

157. [Ask if [SA5FlagCum] = "Not true" and Q145 = "Yes" and (Q146 = "Yes" or Q147 = "Yes")]

They tricked you into thinking that they were someone else or that they were allowed to do it for a professional purpose (like a person pretending to be a doctor).

☒ Yes

☒ No

The following statements are about things that might have happened to you when you had this experience. In these statements, "they" means the person or people who did this to you.

Please indicate which of the following happened.

158. [Ask if [SA5FlagCum] = "Not true" and Q145 = "Yes" and (Q146 = "Yes" or Q147 = "Yes")]

They made you so afraid that you froze and could not tell them or show them that you were unwilling.

☒ Yes

☒ No

The following statements are about things that might have happened to you when you had this experience. In these statements, "they" means the person or people who did this to you.

Please indicate which of the following happened.

159. [Ask if [SA5FlagCum] = "Not true" and Q145 = "Yes" and (Q146 = "Yes" or Q147 = "Yes")]

They did it after you had consumed so much alcohol that the next day you could not remember what happened.

☒ Yes

☒ No

The following statements are about things that might have happened to you when you had this experience. In these statements, "they" means the person or people who did this to you.

Please indicate which of the following happened.

160. [Ask if [SA5FlagCum] = "Not true" and Q145 = "Yes" and (Q146 = "Yes" or Q147 = "Yes")] **It happened without your consent.**

☒ Yes

☒ No

Thank you for answering the questions so far. Remember that your answers are confidential.

Based on your answers earlier, you indicated that you had at least one of these unwanted experiences since [X Date].

161. [Ask if [SAFLAG] = "True" and Q67 = "Yes"]
The items that follow will ask for additional information about the unwanted event(s) in which someone...

- Put their penis into your [anus or mouth] [vagina, anus, or mouth].
- Put any object or any body part other than a penis into your [anus or mouth] [vagina, anus, or mouth].
- Made you put any part of your body or any object into someone's mouth, vagina, or anus.
- Intentionally touched private areas of your body.
- Made you touch private areas of their body or someone else's body.
- Attempted to put a penis, an object, or any body part into your [anus or mouth] [vagina, anus, or mouth], but no penetration actually occurred.

162. [Ask if [SAFLAG] = "True"] Please give your best estimate of how many different times (on how many separate occasions) during the past 12 months, you had these unwanted experiences?

Times

You indicated that you had more than one unwanted event since [X Date].

163. [Ask if [SAFLAG] = "True" and Q162 > 1] Were all these events done by the same person?

- ☒ Yes
- ☒ No, more than one person
- ☒ Not sure

GENDER-RELATED EXPERIENCES WITH BIGGEST EFFECT

The following questions ask about the unwanted event that had the biggest effect on you. Before you continue, please choose the one unwanted event since [X Date] that you consider to be the worst or most serious.

164. [Ask if [SAFLAG] = "True" and Q162 > 1 and [SACount] > 1 and Q67 = "Yes"] Which of the following experiences happened during the event you chose as the worst or most serious? Mark "Yes" or "No" for each item.

	Yes	No
a. Put their penis into your [anus or mouth] [vagina, anus, or mouth]	<input checked="" type="checkbox"/>	<input checked="" type="checkbox"/>
b. Put any object or any body part <u>other than a penis</u> into your [anus or mouth] [vagina, anus, or mouth]	<input checked="" type="checkbox"/>	<input checked="" type="checkbox"/>
c. Made you put any part of your body or any object into someone's mouth, vagina, or anus	<input checked="" type="checkbox"/>	<input checked="" type="checkbox"/>
d. <u>Attempted</u> to put a penis, an object, or any body part into your [anus or mouth] [vagina, anus, or mouth], <u>but no penetration actually occurred</u>	<input checked="" type="checkbox"/>	<input checked="" type="checkbox"/>
e. <u>Intentionally</u> touched private areas of your body	<input checked="" type="checkbox"/>	<input checked="" type="checkbox"/>
f. Made you touch private areas of their body or someone else's body	<input checked="" type="checkbox"/>	<input checked="" type="checkbox"/>

165. [Ask if [SAFLAG] = "True" and Q162 > 1 and (([SA1Flag] = "True" and Q164 a <> "Yes") or (SA2Flag = "True" and Q164 b <> "Yes") or (SA3Flag = "True" and Q164 c <> "Yes") or (SA4Flag = "True" and Q164 d <> "Yes") or (SA5Flag = "True" and Q164 e <> "Yes") or (SA6Flag = "True" and Q164 f <> "Yes"))]

Please indicate which of the following happened to you when you had this most serious experience. In these statements, "they" means the person or people that did this to you. *Mark one answer for each item.*

	Yes	No
a. They used physical force to make you comply. For example, they grabbed your arm, or used their body weight to hold you down.	<input checked="" type="checkbox"/>	<input checked="" type="checkbox"/>
b. They physically injured you.	<input checked="" type="checkbox"/>	<input checked="" type="checkbox"/>
c. They threatened to physically hurt you (or someone else).	<input checked="" type="checkbox"/>	<input checked="" type="checkbox"/>
d. They threatened you (or someone else) in some other way. For example, by using their position of authority, by spreading lies about you, or by getting you in trouble with authorities.	<input checked="" type="checkbox"/>	<input checked="" type="checkbox"/>

166. [Ask if [SAFLAG] = "True" and Q162 > 1 and (([SA1Flag] = "True" and Q164 a <> "Yes") or (SA2Flag = "True" and Q164 b <> "Yes") or (SA3Flag = "True" and Q164 c <> "Yes") or (SA4Flag = "True" and Q164 d <> "Yes") or (SA5Flag = "True" and Q164 e <> "Yes") or (SA6Flag = "True" and Q164 f <> "Yes"))]

Please indicate which of the following happened to you when you had this most serious experience. In these statements, "they" means the person or people that did this to you. *Mark one answer for each item.*

	Yes	No
a. They made you so afraid that you froze and could not tell them or show them that you were unwilling.	<input checked="" type="checkbox"/>	<input checked="" type="checkbox"/>
b. It happened without your consent.	<input checked="" type="checkbox"/>	<input checked="" type="checkbox"/>

167. [Ask if [SAFLAG] = "True"] How many people did this to you?

- ☒ One person
- ☒ More than one person
- ☒ Not sure

Please continue to focus on this worst or most serious event in the questions that follow.

168. [Ask if [SAFLAG] = "True"] Was/were this person(s)...

- ☒ Men?
- ☒ Women?
- ☒ A mix of men and women?
- ☒ Not sure?

169. [Ask if [SAFLAG] = "True"] At the time of the event, was/were the person(s) who did this to you... Mark all that apply.

- ☒ Your spouse or significant other (boyfriend or girlfriend), or someone who you have a child with (your child's mother or father)?
- ☒ Someone you had divorced or broken up with?
- ☒ A friend or acquaintance?
- ☒ A family member or relative?
- ☒ A stranger?
- ☒ None of the above

170. [Ask if [SAFLAG] = "True"] At the time of the event, was/were the person(s) who did this to you... Mark one answer for each item.

	Do not know		
	No		
	Yes		
a. Someone in the military of a lower rank than you?	<input checked="" type="checkbox"/>	<input checked="" type="checkbox"/>	<input checked="" type="checkbox"/>
b. Someone in the military of a similar rank than you?	<input checked="" type="checkbox"/>	<input checked="" type="checkbox"/>	<input checked="" type="checkbox"/>
c. Someone in the military of a higher rank than you?	<input checked="" type="checkbox"/>	<input checked="" type="checkbox"/>	<input checked="" type="checkbox"/>
d. Your unit leader?	<input checked="" type="checkbox"/>	<input checked="" type="checkbox"/>	<input checked="" type="checkbox"/>
e. A higher ranked person above your unit leader and in the chain of command?	<input checked="" type="checkbox"/>	<input checked="" type="checkbox"/>	<input checked="" type="checkbox"/>
f. Officers?	<input checked="" type="checkbox"/>	<input checked="" type="checkbox"/>	<input checked="" type="checkbox"/>
g. Civilian employee(s) or contractor(s) working for the military?	<input checked="" type="checkbox"/>	<input checked="" type="checkbox"/>	<input checked="" type="checkbox"/>
h. Person(s) in the local community?	<input checked="" type="checkbox"/>	<input checked="" type="checkbox"/>	<input checked="" type="checkbox"/>
i. A foreign national?	<input checked="" type="checkbox"/>	<input checked="" type="checkbox"/>	<input checked="" type="checkbox"/>
j. Someone you work with in your civilian job or school?	<input checked="" type="checkbox"/>	<input checked="" type="checkbox"/>	<input checked="" type="checkbox"/>

171. [Ask if [SAFLAG] = "True"] Did the unwanted event occur... Mark "Yes" or "No" for each item. If you have not visited these locations or performed these activities since [X Date], please mark "No."

	Yes	No
a. At a military installation/ship, armory, Guard or Reserve unit site?	<input checked="" type="checkbox"/>	<input checked="" type="checkbox"/>
b. During your National Guard or Reserve duties, including active duty, active duty for training, full-time National Guard or Reserve duty, and performing in active duty training/drills?	<input checked="" type="checkbox"/>	<input checked="" type="checkbox"/>
c. While you were on TDY/TAD, at sea, or during field exercises/alerts?	<input checked="" type="checkbox"/>	<input checked="" type="checkbox"/>
d. While you were deployed to a combat zone or to an area where you drew imminent danger pay or hostile fire pay?	<input checked="" type="checkbox"/>	<input checked="" type="checkbox"/>
e. While you were in a delayed entry program?	<input checked="" type="checkbox"/>	<input checked="" type="checkbox"/>
f. While you were in recruit training/basic training?	<input checked="" type="checkbox"/>	<input checked="" type="checkbox"/>
g. While you were in any type of military combat training?	<input checked="" type="checkbox"/>	<input checked="" type="checkbox"/>
h. While you were in Officer Candidate or Training School/Basic or Advanced Officer Course?	<input checked="" type="checkbox"/>	<input checked="" type="checkbox"/>
i. While you were completing military occupational specialty school/technical training/advanced individual training/professional military education?	<input checked="" type="checkbox"/>	<input checked="" type="checkbox"/>

172. [Ask if [SAFLAG] = "True"] Which of the following best describe the situation when this unwanted event occurred? Mark all that apply.

- ☒ You were out with friends or at a party
- ☒ You were on a date
- ☒ You were being intimate with the other person
- ☒ You were at work
- ☒ You were alone in a public place
- ☒ You were in your home or quarters
- ☒ You were in someone else's home or quarters
- ☒ You were at a military function
- ☒ You were in temporary lodging/hotel
- ☒ None of the above
- ☒ Do not recall

173. [Ask if [SAFLAG] = "True"] Would you describe this unwanted event as... Mark "Yes" or "No" for each item.

	Yes	No
a. Hazing? Hazing refers to things done to humiliate or "toughen up" people prior to accepting them into a group.....	<input checked="" type="checkbox"/>	<input checked="" type="checkbox"/>
b. Bullying? Bullying refers to repeated verbally or physically abusive behaviors that are threatening, humiliating, or intimidating.....	<input checked="" type="checkbox"/>	<input checked="" type="checkbox"/>

174. [Ask if [SAFLAG] = "True"] Did the offender(s)... Mark "Yes" or "No" for each item.

	Yes	No
a. Sexually harass you <u>before</u> the situation?	<input checked="" type="checkbox"/>	<input checked="" type="checkbox"/>
b. Stalk you <u>before</u> the situation?.....	<input checked="" type="checkbox"/>	<input checked="" type="checkbox"/>
c. Sexually harass you <u>after</u> the situation?	<input checked="" type="checkbox"/>	<input checked="" type="checkbox"/>
d. Stalk you <u>after</u> the situation?.....	<input checked="" type="checkbox"/>	<input checked="" type="checkbox"/>

175. [Ask if [SAFLAG] = "True"] At the time of this unwanted event, had you been drinking alcohol? Even if you had been drinking, it does not mean that you are to blame for what happened.

- ☒ Yes
☒ No
☒ Not sure

176. [Ask if [SAFLAG] = "True" and Q175 = "Yes"] Just prior to this unwanted event... Mark one answer for each item.

	Yes	No	Do not know
a. Did the person(s) who did this to you buy or give you alcohol to drink?	<input checked="" type="checkbox"/>	<input checked="" type="checkbox"/>	<input checked="" type="checkbox"/>
b. Do you think that you might have been given a drug without your knowledge or consent?	<input checked="" type="checkbox"/>	<input checked="" type="checkbox"/>	<input checked="" type="checkbox"/>

177. [Ask if [SAFLAG] = "True"] At the time of this unwanted event, had the person(s) who did it been drinking alcohol?

- ☒ Yes
☒ No
☒ Do not know

178. [Ask if [SAFLAG] = "True"] After this unwanted event... Mark "Yes" or "No" for each item.

	Yes	No
a. Did it make you want to leave the Guard or Reserve, or transfer to another Reserve component?	<input checked="" type="checkbox"/>	<input checked="" type="checkbox"/>
b. Did it ever make it hard to do your job or complete your work?	<input checked="" type="checkbox"/>	<input checked="" type="checkbox"/>
c. Did you take a sick day or any other type of leave because of the event?	<input checked="" type="checkbox"/>	<input checked="" type="checkbox"/>
d. Did the event damage your personal relationships? For example, with your spouse or a friend.	<input checked="" type="checkbox"/>	<input checked="" type="checkbox"/>

DoD provides two types of sexual assault reports.

- Restricted reports allow people to get information, collect evidence, and receive medical treatment and counseling without starting an official investigation of the assault.
- Unrestricted reports start an official investigation in addition to allowing the services available in restricted reporting.

179. [Ask if [SAFLAG] = "True"] Did you officially report this unwanted event to the military? This could have been either a restricted or unrestricted report.

- ☒ Yes
☒ No

DoD provides two types of sexual assault reports.

- Restricted reports allow people to get information, collect evidence, and receive medical treatment and counseling without starting an official investigation of the assault.
- Unrestricted reports start an official investigation in addition to allowing the services available in restricted reporting.

180. [Ask if [SAFLAG] = "True" and Q179 = "Yes"] Did you make...

- ☒ Only a restricted report?
☒ Only an unrestricted report?
☒ A restricted report that turned into an unrestricted report?
☒ Or were you not sure what type of report it was?

DoD provides two types of sexual assault reports.

- Restricted reports allow people to get information, collect evidence, and receive medical treatment and counseling without starting an official investigation of the assault.
- Unrestricted reports start an official investigation in addition to allowing the services available in restricted reporting.

181. [Ask if [SAFLAG] = "True" and Q179 = "Yes" and (Q180 = "Only an unrestricted report?" or Q180 = "A restricted report that turned into an unrestricted report?")] Was an unrestricted report what you preferred?

- ☒ Yes, that's what you wanted.
- ☒ No, you wanted a restricted report, but could not. For example, someone you talked to filed the unrestricted report.

182. [Ask if [SAFLAG] = "True" and Q179 = "Yes"] Did you receive an expedited transfer as a result of your report of sexual assault?

- ☒ Yes
- ☒ No

183. [Ask if [SAFLAG] = "True" and Q179 = "Yes" and Q182 = "Yes"] Compared to the time before you were transferred, are the following aspects of your life better, worse, or about the same? Mark one answer for each item.

	Not applicable			
	Worse than before			
	About the same as before			
	Better than before			
a. Social support.....	<input checked="" type="checkbox"/>	<input checked="" type="checkbox"/>	<input checked="" type="checkbox"/>	<input checked="" type="checkbox"/>
b. Medical/Mental health care.....	<input checked="" type="checkbox"/>	<input checked="" type="checkbox"/>	<input checked="" type="checkbox"/>	<input checked="" type="checkbox"/>
c. Career progression.....	<input checked="" type="checkbox"/>	<input checked="" type="checkbox"/>	<input checked="" type="checkbox"/>	<input checked="" type="checkbox"/>
d. Treatment by peers.....	<input checked="" type="checkbox"/>	<input checked="" type="checkbox"/>	<input checked="" type="checkbox"/>	<input checked="" type="checkbox"/>
e. Treatment by leadership.....	<input checked="" type="checkbox"/>	<input checked="" type="checkbox"/>	<input checked="" type="checkbox"/>	<input checked="" type="checkbox"/>
f. Living situation.....	<input checked="" type="checkbox"/>	<input checked="" type="checkbox"/>	<input checked="" type="checkbox"/>	<input checked="" type="checkbox"/>

184. [Ask if [SAFLAG] = "True" and Q179 = "Yes"] What were your reasons for reporting the event to a military authority? Mark all that apply.

- ☒ Someone else made you report it or reported it themselves
- ☒ To stop the offender(s) from hurting you again
- ☒ To stop the offender(s) from hurting others
- ☒ It was your civic/military duty to report it
- ☒ To punish the offender(s)
- ☒ To discourage other potential offenders
- ☒ To get medical assistance
- ☒ To get mental health assistance
- ☒ To stop rumors
- ☒ Someone you told encouraged you to report
- ☒ You wanted to document the incident, so that you could get help or benefits from the Department of Veterans Affairs (VA) in the future

185. [Ask if [SAFLAG] = "True" and Q179 = "No"] What were your reasons for not reporting the event to a military authority? Mark all that apply.

- ☒ You thought it was not serious enough to report
- ☒ You did not want more people to know
- ☒ You did not want people to see you as weak
- ☒ You wanted to forget about it and move on
- ☒ You did not think your report would be kept confidential
- ☒ You did not think anything would be done
- ☒ You did not think you would be believed
- ☒ You did not trust the process would be fair
- ☒ You felt partially to blame
- ☒ You thought other people would blame you
- ☒ You thought you might get in trouble for something you did. For example, underage drinking or fraternization
- ☒ You thought you might be labeled as a troublemaker
- ☒ You thought it might hurt your performance evaluation/fitness report
- ☒ You thought it might hurt your career
- ☒ You did not want to hurt the person's career or family
- ☒ You took other actions to handle the situation
- ☒ You took none of those actions

186. [Ask if [SAFLAG] = "True"] In retrospect, would you make the same decision about reporting if you could do it over?

- ☒ Yes
☒ No

OUTCOMES ASSOCIATED WITH REPORTING

187. [Ask if [SAFLAG] = "True" and Q179 = "Yes"] As a result of you reporting the sexual assault, has your leadership (unit commander or another member in your chain of command, but not a unit commander) either done or threatened to do any of the following? Mark all that apply.

- ☒ Demoted you or denied you a promotion
☒ Denied you a training opportunity that could have led to promotion or is needed in order to keep your current position
☒ Rated you lower than you deserved on a performance evaluation
☒ Denied you an award you were previously eligible to receive
☒ Reduced your pay or benefits without doing the same to others
☒ Reassigned you to duties that do not match your current grade
☒ Made you perform additional duties that do not match your current grade
☒ Transferred you to a different unit or installation without your request or agreement
☒ Ordered you to one or more command directed mental health evaluations
☒ Disciplined you or ordered other corrective action
☒ Some other action that negatively affects, or could negatively affect, your position or career
☒ Does not apply, you have not experienced any of the above

188. [Ask if [SAFLAG] = "True" and Q179 = "Yes" and (Q187 a = "Marked" or Q187 b = "Marked" or Q187 c = "Marked" or Q187 d = "Marked" or Q187 e = "Marked" or Q187 f = "Marked" or Q187 g = "Marked" or Q187 h = "Marked" or Q187 i = "Marked" or Q187 j = "Marked" or Q187 k = "Marked")] Do you have reason to believe that any of the leadership actions you marked in the previous item were only based on your report of sexual assault (i.e., not based on your conduct or performance)?

- ☒ Yes
☒ No
☒ Not sure

189. [Ask if [SAFLAG] = "True" and Q179 = "Yes" and (Q187 a = "Marked" or Q187 b = "Marked" or Q187 c = "Marked" or Q187 d = "Marked" or Q187 e = "Marked" or Q187 f = "Marked" or Q187 g = "Marked" or Q187 h = "Marked" or Q187 i = "Marked" or Q187 j = "Marked" or Q187 k = "Marked")] Why do you think your leadership took the actions you marked as happening to you? Mark all that apply.

- ☒ They were trying to get back at you for making a report (unrestricted or restricted)
☒ They were trying to discourage you from moving forward with your report
☒ They did not believe you
☒ They were mad at you for causing a problem for them
☒ They did not understand the situation
☒ They were trying to help you
☒ They were following established protocol by temporarily reassigning you during recovery
☒ They were friends with the person(s) who committed the sexual assault
☒ They were addressing the issue of collateral misconduct
☒ Some other reason
☒ Not sure

190. [Ask if [SAFLAG] = "True" and Q179 = "Yes" and (Q187 a = "Marked" or Q187 b = "Marked" or Q187 c = "Marked" or Q187 d = "Marked" or Q187 e = "Marked" or Q187 f = "Marked" or Q187 g = "Marked" or Q187 h = "Marked" or Q187 i = "Marked" or Q187 j = "Marked" or Q187 k = "Marked")] Who took the action(s)? Mark all that apply.

- ☒ Unit commander
☒ Another member in your chain of command, but not a unit commander

[Ask if [SAFLAG] = "True" and Q179 = "Yes" and (Q187 a = "Marked" or Q187 b = "Marked" or Q187 c = "Marked" or Q187 d = "Marked" or Q187 e = "Marked" or Q187 f = "Marked" or Q187 g = "Marked" or Q187 h = "Marked" or Q187 i = "Marked" or Q187 j = "Marked" or Q187 k = "Marked") and (Q190 a = "Marked" or Q190 b = "Marked")] Please specify the rank of the person who took the actions?

191. [Ask if [SAFLAG] = "True" and Q179 = "Yes" and (Q187 a = "Marked" or Q187 b = "Marked" or Q187 c = "Marked" or Q187 d = "Marked" or Q187 e = "Marked" or Q187 f = "Marked" or Q187 g = "Marked" or Q187 h = "Marked" or Q187 i = "Marked" or Q187 j = "Marked" or Q187 k = "Marked")] **Think about all the behaviors you selected above that were taken by your leadership. Overall, how harmful do you think these experiences will be to your career?**

- ☒ Not at all harmful—they are unlikely to have a short-term or lasting impact on your career
- ☒ Somewhat harmful—they are likely to have a short-term impact, but not a lasting impact on your career
- ☒ Moderately harmful—they are likely to have a short-term impact and some lasting impact on your career
- ☒ Very harmful—they are likely to have both a short-term and lasting impact on your career

192. [Ask if [SAFLAG] = "True" and Q179 = "Yes"] **As a result of you reporting the sexual assault, have any of your military peers and/or military coworkers (including those in your chain of command) done any of the following? *Mark all that apply.***

- ☒ Made insulting or disrespectful remarks or made jokes at your expense—in public
- ☒ Made insulting or disrespectful remarks or made jokes at your expense—to you in private
- ☒ Showed or threatened to show private images, photos, or videos of you to others
- ☒ Excluded you or threatened to exclude you from social activities or interactions
- ☒ Ignored you or failed to speak to you (for example, gave you "the silent treatment")
- ☒ Bullied you or made intimidating remarks about the assault
- ☒ Was physically violent with you or threatened to be physically violent
- ☒ Damaged or threatened to damage your property
- ☒ Some other negative action
- ☒ Does not apply, you did not experience any of the above

193. [Ask if [SAFLAG] = "True" and Q179 = "Yes" and (Q192 a = "Marked" or Q192 b = "Marked" or Q192 c = "Marked" or Q192 d = "Marked" or Q192 e = "Marked" or Q192 f = "Marked" or Q192 g = "Marked" or Q192 h = "Marked" or Q192 i = "Marked")] **Who took the action(s)? *Mark all that apply.***

- ☒ Someone who was the same rank or grade
- ☒ Someone who was below you in rank or grade
- ☒ A higher ranking Service member or civilian who was in your chain of command
- ☒ A higher ranking Service member or civilian who was not in your chain of command
- ☒ Non-military personnel
- ☒ Not sure who they were

194. [Ask if [SAFLAG] = "True" and Q179 = "Yes" and (Q192 a = "Marked" or Q192 b = "Marked" or Q192 c = "Marked" or Q192 d = "Marked" or Q192 e = "Marked" or Q192 f = "Marked" or Q192 g = "Marked" or Q192 h = "Marked" or Q192 i = "Marked")] **Did any of the person(s) who took these actions know or suspect you made an official (unrestricted or restricted) sexual assault report?**

- ☒ Yes
- ☒ No
- ☒ Not sure

195. [Ask if [SAFLAG] = "True" and Q179 = "Yes" and (Q192 a = "Marked" or Q192 b = "Marked" or Q192 c = "Marked" or Q192 d = "Marked" or Q192 e = "Marked" or Q192 f = "Marked" or Q192 g = "Marked" or Q192 h = "Marked" or Q192 i = "Marked")] **Why do you think the individual(s) took the actions you marked as happening to you? *Mark all that apply.***

- ☒ They were trying to discourage you from moving forward with your report, or discourage others from reporting
- ☒ They were trying to abuse or humiliate you
- ☒ They were trying to make you feel excluded
- ☒ They were friends with the person(s) who committed the sexual assault
- ☒ They did not believe you
- ☒ Not sure

196. [Ask if [SAFLAG] = "True" and Q179 = "Yes" and (Q192 a = "Marked" or Q192 b = "Marked" or Q192 c = "Marked" or Q192 d = "Marked" or Q192 e = "Marked" or Q192 f = "Marked" or Q192 g = "Marked" or Q192 h = "Marked" or Q192 i = "Marked")] **As a result of the actions taken against you, did any of the following occur? *Mark all that apply.***

- ☒ You decided not to participate in, or move forward with, your report
- ☒ You were fearful for your physical safety
- ☒ You considered separating from the military
- ☒ You suffered emotional distress or mental harm
- ☒ You felt isolated from your unit
- ☒ Your private/personal relationships suffered
- ☒ None of the above

197. [Ask if [SAFLAG] = "True" and Q179 = "Yes" and (Q192 a = "Marked" or Q192 b = "Marked" or Q192 c = "Marked" or Q192 d = "Marked" or Q192 e = "Marked" or Q192 f = "Marked" or Q192 g = "Marked" or Q192 h = "Marked" or Q192 i = "Marked")] **Did any of the actions you marked involve social media? For example, Facebook, Twitter?**

- ☒ Yes
- ☒ No

198. [Ask if [SAFLAG] = "True" and Q179 = "Yes" and ((Q187 a = "Marked" or Q187 b = "Marked" or Q187 c = "Marked" or Q187 d = "Marked" or Q187 e = "Marked" or Q187 f = "Marked" or Q187 g = "Marked" or Q187 h = "Marked" or Q187 i = "Marked" or Q187 j = "Marked" or Q187 k = "Marked") or (Q192 a = "Marked" or Q192 b = "Marked" or Q192 c = "Marked" or Q192 d = "Marked" or Q192 e = "Marked" or Q192 f = "Marked" or Q192 g = "Marked" or Q192 h = "Marked" or Q192 i = "Marked"))] **Thinking about all of the negative reactions you selected that were taken by military coworkers, peers, and/or leadership, did you... *Mark all that apply.***

- ☒ Discuss these behaviors with your friends, family or coworkers?
- ☒ Discuss these behaviors with a professional (for example, chaplain, counselor, Sexual Assault Response Coordinator [SARC], Special Victims' Counsel/Victims' Legal Counsel [SVC/VLC])?
- ☒ Discuss these behaviors with a work supervisor or anyone up your chain of command?
- ☒ File a complaint (for example, with the Inspector General, Military Equal Opportunity Office, commander)?
- ☒ None of the above actions

199. [Ask if [SAFLAG] = "True" and Q179 = "Yes" and ((Q187 a = "Marked" or Q187 b = "Marked" or Q187 c = "Marked" or Q187 d = "Marked" or Q187 e = "Marked" or Q187 f = "Marked" or Q187 g = "Marked" or Q187 h = "Marked" or Q187 i = "Marked" or Q187 j = "Marked" or Q187 k = "Marked") or (Q192 a = "Marked" or Q192 b = "Marked" or Q192 c = "Marked" or Q192 d = "Marked" or Q192 e = "Marked" or Q192 f = "Marked" or Q192 g = "Marked" or Q192 h = "Marked" or Q192 i = "Marked")) and (Q198 c = "Marked" or Q198 d = "Marked"))] **What actions were taken in response to your discussion with a supervisor/chain of command OR as a result of this complaint? *Mark all that apply.***

- ☒ You got help dealing with the situation
- ☒ Your leadership took steps to address the situation
- ☒ The behavior(s) stopped on their own
- ☒ The situation continued or got worse for you
- ☒ You were told/encouraged to drop the issue
- ☒ You are not aware of any action taken by the person that you told

200. [Ask if [SAFLAG] = "True" and Q179 = "Yes" and ((Q187 a = "Marked" or Q187 b = "Marked" or Q187 c = "Marked" or Q187 d = "Marked" or Q187 e = "Marked" or Q187 f = "Marked" or Q187 g = "Marked" or Q187 h = "Marked" or Q187 i = "Marked" or Q187 j = "Marked" or Q187 k = "Marked") or (Q192 a = "Marked" or Q192 b = "Marked" or Q192 c = "Marked" or Q192 d = "Marked" or Q192 e = "Marked" or Q192 f = "Marked" or Q192 g = "Marked" or Q192 h = "Marked" or Q192 i = "Marked")) and (Q198 d = "Not marked" and (Q198 a = "Marked" or Q198 b = "Marked" or Q198 c = "Marked" or Q198 e = "Marked")))] **You indicated you chose not to file a complaint. Why did you choose not to report the behaviors? *Mark all that apply.***

- ☒ The person(s) stopped their behavior
- ☒ You did not want more people to know and/or judge you
- ☒ You did not know how to report it
- ☒ Someone told you not to report it
- ☒ You did not think anything would be done or anyone would believe you
- ☒ You did not trust that the process would be fair
- ☒ You were worried that reporting would cause more harm to you than good
- ☒ Some other reason

GENDER-RELATED EXPERIENCES

It can be difficult to remember the exact date when events occurred. In this study, it is important to know which events happened in the last 12 months, and which events happened earlier.

201. [Ask if [SAFLAG] = "True"] Thinking about when the event occurred, how certain are you that it occurred in the last 12 months? If the event occurred over a long time, think about whether it ever happened after [X Date].

- ☒ Definitely occurred AFTER [X Date]
☒ Not sure if it occurred BEFORE OR AFTER [X Date]
☒ Definitely occurred BEFORE [X Date]

202. [Ask if [SAFLAG] = "True" and Q67 = "Yes" and Q201 = "Definitely occurred BEFORE [X date]" and (Q162 > 1)] Earlier in the survey you indicated that you experienced more than one unwanted event in which someone...

- Put their penis into your [anus or mouth] [vagina, anus, or mouth].
- Put any object or any body part other than a penis into your [anus or mouth] [vagina, anus, or mouth].
- Made you put any part of your body or any object into someone's mouth, vagina, or anus.
- Intentionally touched private areas of your body.
- Made you touch private areas of their body or someone else's body.
- Attempted to put a penis, an object, or any body part into your [anus or mouth] [vagina, anus, or mouth], but no penetration actually occurred.

203. [Ask if [SAFLAG] = "True" and Q201 = "Definitely occurred BEFORE [X date]" and (Q162 > 1)] What was the date of your MOST RECENT unwanted event like this?

Month

Year

Thank you for sharing these details about the unwanted event you chose as the worst or most serious. For the next question, please consider any unwanted event that happened to you.

204. [Ask if [SAFLAG] = "True"] For your unwanted experiences since [X Date], did you initial and sign a form labeled VICTIM REPORTING PREFERENCE STATEMENT (DD Form 2910) in response to a past year event? This form allows you to decide whether to make a restricted or unrestricted report of sexual assault. A Sexual Assault Response Coordinator (SARC) or Victim Advocate (VA) would have assisted you with completing this form. To see a version of this form, click here. [hyperlink on "here" to an image of DD Form 2910]

- ☒ Yes
☒ No
☒ Not sure

PRIOR EXPERIENCES

The questions so far have been about things that occurred in the past year. For the next questions, please think about events that happened more than one year ago, BEFORE [X Date]. These are all experiences that you did not tell us about earlier in the survey.

These questions assess experiences of an abusive, humiliating, or sexual nature, and that occurred even though you did not want it and did not consent.

Please include an experience regardless of who did it to you or where it happened.

"Did not consent" means that you told or showed them that you were unwilling, that they used physical force or threats to make you do it, or that they did it to you when you were unconscious, asleep, or so high or drunk that you could not understand what was happening.

205. Before [X Date], had anyone... Mark "Yes" or "No" for each item.

	Yes	No
a. Put a penis, an object, or any body part into your [anus or mouth] [vagina, anus, or mouth] when you did not want it and did not consent?	<input checked="" type="checkbox"/>	<input checked="" type="checkbox"/>
b. Made you insert [your penis, an object, or body part] [an object or body part] into someone's mouth, vagina, or anus when you did not want to and did not consent?	<input checked="" type="checkbox"/>	<input checked="" type="checkbox"/>
c. <u>Tried to</u> put a penis, an object, or any body part into your [anus or mouth] [vagina, anus, or mouth], against your will but it <u>did not happen</u> ?	<input checked="" type="checkbox"/>	<input checked="" type="checkbox"/>

	Yes	No
d. <u>Intentionally</u> touched private areas of your body (either directly or through clothing) when you did not want it and did not consent? <i>Private areas include buttocks, inner thigh, breasts, groin, anus, vagina, penis, or testicles.</i>	<input checked="" type="checkbox"/>	<input checked="" type="checkbox"/>
e. Made you touch private areas of their body or someone else's body (either directly or through clothing) when you did not want it and did not consent? <i>This might have involved the person pressing their private areas on you. Private areas include buttocks, inner thigh, breasts, groin, anus, vagina, penis, or testicles.</i>	<input checked="" type="checkbox"/>	<input checked="" type="checkbox"/>

206. [Ask if Q205 a = "Yes" or Q205 b = "Yes" or Q205 c = "Yes" or Q205 d = "Yes" or Q205 e = "Yes"] Did any of these unwanted experiences happen after you joined the military?

- ☒ Yes
☒ No

207. [Ask if Q205 a = "Yes" or Q205 b = "Yes" or Q205 c = "Yes" or Q205 d = "Yes" or Q205 e = "Yes"] Did any of these unwanted experiences happen before you joined the military?

- ☒ Yes
☒ No

BACKGROUND INFORMATION

208. What is your current relationship status?

- ☒ Married
☒ Living with a boyfriend or girlfriend
☒ In a committed romantic relationship, but not living together
☒ Single
☒ Other or prefer not to say

209. Are you Spanish/Hispanic/Latino?

- ☒ No, not Spanish/Hispanic/Latino
☒ Yes, Mexican, Mexican-American, Chicano, Puerto Rican, Cuban, or other Spanish/Hispanic/Latino

210. What is your race? **Mark one or more races to indicate what you consider yourself to be.**

- ☒ White
☒ Black or African American
☒ American Indian or Alaska Native
☒ Asian (for example, Asian Indian, Chinese, Filipino, Japanese, Korean, or Vietnamese)
☒ Native Hawaiian or other Pacific Islander (for example, Samoan, Guamanian, or Chamorro)

YOUR MILITARY WORKPLACE

211. To what extent do/would you feel safe from being sexually assaulted at your home duty station?

- ☒ Very safe
☒ Safe
☒ Neither safe nor unsafe
☒ Unsafe
☒ Very unsafe

212. To what extent do/would you feel safe from being sexually assaulted during military operations, training, or exercises away from your home duty station?

- ☒ Very safe
☒ Safe
☒ Neither safe nor unsafe
☒ Unsafe
☒ Very unsafe

213. In the military, how likely is it that an instance of sexual harassment would be reported?

- ☒ Very likely
☒ Likely
☒ Neither likely nor unlikely
☒ Unlikely
☒ Very unlikely

214. In the military, how likely is it that an instance of sexual assault would be reported?

- ☒ Very likely
☒ Likely
☒ Neither likely nor unlikely
☒ Unlikely
☒ Very unlikely

215. How likely would you be to... Mark one answer for each item.

	Very unlikely	Unlikely	Neither likely nor unlikely	Likely	Very likely
a. Encourage someone who has experienced sexual harassment to tell a military supervisor?	<input checked="" type="checkbox"/>	<input checked="" type="checkbox"/>	<input checked="" type="checkbox"/>	<input checked="" type="checkbox"/>	<input checked="" type="checkbox"/>
b. Encourage someone who has experienced sexual assault to seek counseling?	<input checked="" type="checkbox"/>	<input checked="" type="checkbox"/>	<input checked="" type="checkbox"/>	<input checked="" type="checkbox"/>	<input checked="" type="checkbox"/>
c. Encourage someone who has experienced sexual assault to report it?	<input checked="" type="checkbox"/>	<input checked="" type="checkbox"/>	<input checked="" type="checkbox"/>	<input checked="" type="checkbox"/>	<input checked="" type="checkbox"/>
d. Tell a military supervisor about sexual harassment if it happened to you?	<input checked="" type="checkbox"/>	<input checked="" type="checkbox"/>	<input checked="" type="checkbox"/>	<input checked="" type="checkbox"/>	<input checked="" type="checkbox"/>
e. Report a sexual assault if it happened to you?	<input checked="" type="checkbox"/>	<input checked="" type="checkbox"/>	<input checked="" type="checkbox"/>	<input checked="" type="checkbox"/>	<input checked="" type="checkbox"/>

216. In the past 12 months, did you observe a situation that you believed was, or could have led to, a sexual assault?

- ☒ Yes
☒ No

217. [Ask if Q216 = "Yes"] Select the one response that most closely resembles your actions.

- ☒ You stepped in and separated the people involved in the situation
☒ You asked the person who appeared to be at risk if they needed help
☒ You confronted the person who appeared to be causing the situation
☒ You created a distraction to cause one or more of the people to disengage from the situation
☒ You asked others to step in as a group and diffuse the situation
☒ You told someone in a position of authority about the situation
☒ You considered intervening in the situation, but you could not safely take any action
☒ You decided to not take action

PERSONNEL POLICY AND PRACTICES

218. Please indicate how well your military unit leadership... Mark one answer for each item.

	Very poorly	Poorly	Neither well nor poorly	Well	Very well
a. Makes it clear that sexual assault has no place in the military.	<input checked="" type="checkbox"/>	<input checked="" type="checkbox"/>	<input checked="" type="checkbox"/>	<input checked="" type="checkbox"/>	<input checked="" type="checkbox"/>
b. Promotes a unit climate based on mutual respect and trust.	<input checked="" type="checkbox"/>	<input checked="" type="checkbox"/>	<input checked="" type="checkbox"/>	<input checked="" type="checkbox"/>	<input checked="" type="checkbox"/>
c. Leads by example. For example, refrains from sexist comments and behaviors.	<input checked="" type="checkbox"/>	<input checked="" type="checkbox"/>	<input checked="" type="checkbox"/>	<input checked="" type="checkbox"/>	<input checked="" type="checkbox"/>
d. Catches and immediately corrects incidents of sexual harassment. For example, inappropriate jokes, comments, and behaviors.	<input checked="" type="checkbox"/>	<input checked="" type="checkbox"/>	<input checked="" type="checkbox"/>	<input checked="" type="checkbox"/>	<input checked="" type="checkbox"/>
e. Creates an environment where victims would feel comfortable reporting sexual harassment or assault.	<input checked="" type="checkbox"/>	<input checked="" type="checkbox"/>	<input checked="" type="checkbox"/>	<input checked="" type="checkbox"/>	<input checked="" type="checkbox"/>

YOUR MILITARY WORKPLACE

219. Are you currently in a military work environment where female coworkers are uncommon (less than 25% of your military coworkers)?

- ☒ Yes
☒ No

220. How much do you agree or disagree with the following statements about the people in your military work group? Mark one answer for each item.

	Strongly disagree	Disagree	Neither agree nor disagree	Agree	Strongly agree
a. There is very little conflict among your military coworkers	<input checked="" type="checkbox"/>	<input checked="" type="checkbox"/>	<input checked="" type="checkbox"/>	<input checked="" type="checkbox"/>	<input checked="" type="checkbox"/>

	Strongly disagree					Disagree					Neither agree nor disagree					Agree					Strongly agree				
b. Your military coworkers put in the effort required for their jobs	<input checked="" type="checkbox"/>	<input checked="" type="checkbox"/>	<input checked="" type="checkbox"/>	<input checked="" type="checkbox"/>	<input checked="" type="checkbox"/>	<input checked="" type="checkbox"/>	<input checked="" type="checkbox"/>	<input checked="" type="checkbox"/>	<input checked="" type="checkbox"/>	<input checked="" type="checkbox"/>	<input checked="" type="checkbox"/>	<input checked="" type="checkbox"/>	<input checked="" type="checkbox"/>	<input checked="" type="checkbox"/>	<input checked="" type="checkbox"/>	<input checked="" type="checkbox"/>	<input checked="" type="checkbox"/>	<input checked="" type="checkbox"/>	<input checked="" type="checkbox"/>	<input checked="" type="checkbox"/>					
c. The people in your military work group tend to get along	<input checked="" type="checkbox"/>	<input checked="" type="checkbox"/>	<input checked="" type="checkbox"/>	<input checked="" type="checkbox"/>	<input checked="" type="checkbox"/>	<input checked="" type="checkbox"/>	<input checked="" type="checkbox"/>	<input checked="" type="checkbox"/>	<input checked="" type="checkbox"/>	<input checked="" type="checkbox"/>	<input checked="" type="checkbox"/>	<input checked="" type="checkbox"/>	<input checked="" type="checkbox"/>	<input checked="" type="checkbox"/>	<input checked="" type="checkbox"/>	<input checked="" type="checkbox"/>	<input checked="" type="checkbox"/>	<input checked="" type="checkbox"/>	<input checked="" type="checkbox"/>	<input checked="" type="checkbox"/>					
d. The people in your military work group are willing to help each other	<input checked="" type="checkbox"/>	<input checked="" type="checkbox"/>	<input checked="" type="checkbox"/>	<input checked="" type="checkbox"/>	<input checked="" type="checkbox"/>	<input checked="" type="checkbox"/>	<input checked="" type="checkbox"/>	<input checked="" type="checkbox"/>	<input checked="" type="checkbox"/>	<input checked="" type="checkbox"/>	<input checked="" type="checkbox"/>	<input checked="" type="checkbox"/>	<input checked="" type="checkbox"/>	<input checked="" type="checkbox"/>	<input checked="" type="checkbox"/>	<input checked="" type="checkbox"/>	<input checked="" type="checkbox"/>	<input checked="" type="checkbox"/>	<input checked="" type="checkbox"/>	<input checked="" type="checkbox"/>					
e. You are satisfied with the relationships you have with your military coworkers	<input checked="" type="checkbox"/>	<input checked="" type="checkbox"/>	<input checked="" type="checkbox"/>	<input checked="" type="checkbox"/>	<input checked="" type="checkbox"/>	<input checked="" type="checkbox"/>	<input checked="" type="checkbox"/>	<input checked="" type="checkbox"/>	<input checked="" type="checkbox"/>	<input checked="" type="checkbox"/>	<input checked="" type="checkbox"/>	<input checked="" type="checkbox"/>	<input checked="" type="checkbox"/>	<input checked="" type="checkbox"/>	<input checked="" type="checkbox"/>	<input checked="" type="checkbox"/>	<input checked="" type="checkbox"/>	<input checked="" type="checkbox"/>	<input checked="" type="checkbox"/>	<input checked="" type="checkbox"/>					

221. During the past 12 months, how often have you experienced any of the following behaviors, where military coworkers or supervisors... Mark one answer for each item.

	Never					Once or twice					Sometimes					Often					Very often				
a. Intentionally interfered with your military work performance?	<input checked="" type="checkbox"/>	<input checked="" type="checkbox"/>	<input checked="" type="checkbox"/>	<input checked="" type="checkbox"/>	<input checked="" type="checkbox"/>	<input checked="" type="checkbox"/>	<input checked="" type="checkbox"/>	<input checked="" type="checkbox"/>	<input checked="" type="checkbox"/>	<input checked="" type="checkbox"/>	<input checked="" type="checkbox"/>	<input checked="" type="checkbox"/>	<input checked="" type="checkbox"/>	<input checked="" type="checkbox"/>	<input checked="" type="checkbox"/>	<input checked="" type="checkbox"/>	<input checked="" type="checkbox"/>	<input checked="" type="checkbox"/>	<input checked="" type="checkbox"/>	<input checked="" type="checkbox"/>					
b. Did not provide information or assistance when you needed it?	<input checked="" type="checkbox"/>	<input checked="" type="checkbox"/>	<input checked="" type="checkbox"/>	<input checked="" type="checkbox"/>	<input checked="" type="checkbox"/>	<input checked="" type="checkbox"/>	<input checked="" type="checkbox"/>	<input checked="" type="checkbox"/>	<input checked="" type="checkbox"/>	<input checked="" type="checkbox"/>	<input checked="" type="checkbox"/>	<input checked="" type="checkbox"/>	<input checked="" type="checkbox"/>	<input checked="" type="checkbox"/>	<input checked="" type="checkbox"/>	<input checked="" type="checkbox"/>	<input checked="" type="checkbox"/>	<input checked="" type="checkbox"/>	<input checked="" type="checkbox"/>	<input checked="" type="checkbox"/>					
c. Were excessively harsh in their criticism of your work performance?	<input checked="" type="checkbox"/>	<input checked="" type="checkbox"/>	<input checked="" type="checkbox"/>	<input checked="" type="checkbox"/>	<input checked="" type="checkbox"/>	<input checked="" type="checkbox"/>	<input checked="" type="checkbox"/>	<input checked="" type="checkbox"/>	<input checked="" type="checkbox"/>	<input checked="" type="checkbox"/>	<input checked="" type="checkbox"/>	<input checked="" type="checkbox"/>	<input checked="" type="checkbox"/>	<input checked="" type="checkbox"/>	<input checked="" type="checkbox"/>	<input checked="" type="checkbox"/>	<input checked="" type="checkbox"/>	<input checked="" type="checkbox"/>	<input checked="" type="checkbox"/>	<input checked="" type="checkbox"/>					
d. Took credit for work or ideas that were yours?	<input checked="" type="checkbox"/>	<input checked="" type="checkbox"/>	<input checked="" type="checkbox"/>	<input checked="" type="checkbox"/>	<input checked="" type="checkbox"/>	<input checked="" type="checkbox"/>	<input checked="" type="checkbox"/>	<input checked="" type="checkbox"/>	<input checked="" type="checkbox"/>	<input checked="" type="checkbox"/>	<input checked="" type="checkbox"/>	<input checked="" type="checkbox"/>	<input checked="" type="checkbox"/>	<input checked="" type="checkbox"/>	<input checked="" type="checkbox"/>	<input checked="" type="checkbox"/>	<input checked="" type="checkbox"/>	<input checked="" type="checkbox"/>	<input checked="" type="checkbox"/>	<input checked="" type="checkbox"/>					
e. Gossiped/talked about you?	<input checked="" type="checkbox"/>	<input checked="" type="checkbox"/>	<input checked="" type="checkbox"/>	<input checked="" type="checkbox"/>	<input checked="" type="checkbox"/>	<input checked="" type="checkbox"/>	<input checked="" type="checkbox"/>	<input checked="" type="checkbox"/>	<input checked="" type="checkbox"/>	<input checked="" type="checkbox"/>	<input checked="" type="checkbox"/>	<input checked="" type="checkbox"/>	<input checked="" type="checkbox"/>	<input checked="" type="checkbox"/>	<input checked="" type="checkbox"/>	<input checked="" type="checkbox"/>	<input checked="" type="checkbox"/>	<input checked="" type="checkbox"/>	<input checked="" type="checkbox"/>	<input checked="" type="checkbox"/>					
f. Used insults, sarcasm, or gestures to humiliate you?	<input checked="" type="checkbox"/>	<input checked="" type="checkbox"/>	<input checked="" type="checkbox"/>	<input checked="" type="checkbox"/>	<input checked="" type="checkbox"/>	<input checked="" type="checkbox"/>	<input checked="" type="checkbox"/>	<input checked="" type="checkbox"/>	<input checked="" type="checkbox"/>	<input checked="" type="checkbox"/>	<input checked="" type="checkbox"/>	<input checked="" type="checkbox"/>	<input checked="" type="checkbox"/>	<input checked="" type="checkbox"/>	<input checked="" type="checkbox"/>	<input checked="" type="checkbox"/>	<input checked="" type="checkbox"/>	<input checked="" type="checkbox"/>	<input checked="" type="checkbox"/>	<input checked="" type="checkbox"/>					
g. Yelled when they were angry with you?	<input checked="" type="checkbox"/>	<input checked="" type="checkbox"/>	<input checked="" type="checkbox"/>	<input checked="" type="checkbox"/>	<input checked="" type="checkbox"/>	<input checked="" type="checkbox"/>	<input checked="" type="checkbox"/>	<input checked="" type="checkbox"/>	<input checked="" type="checkbox"/>	<input checked="" type="checkbox"/>	<input checked="" type="checkbox"/>	<input checked="" type="checkbox"/>	<input checked="" type="checkbox"/>	<input checked="" type="checkbox"/>	<input checked="" type="checkbox"/>	<input checked="" type="checkbox"/>	<input checked="" type="checkbox"/>	<input checked="" type="checkbox"/>	<input checked="" type="checkbox"/>	<input checked="" type="checkbox"/>					
h. Swore at you in a hostile manner?	<input checked="" type="checkbox"/>	<input checked="" type="checkbox"/>	<input checked="" type="checkbox"/>	<input checked="" type="checkbox"/>	<input checked="" type="checkbox"/>	<input checked="" type="checkbox"/>	<input checked="" type="checkbox"/>	<input checked="" type="checkbox"/>	<input checked="" type="checkbox"/>	<input checked="" type="checkbox"/>	<input checked="" type="checkbox"/>	<input checked="" type="checkbox"/>	<input checked="" type="checkbox"/>	<input checked="" type="checkbox"/>	<input checked="" type="checkbox"/>	<input checked="" type="checkbox"/>	<input checked="" type="checkbox"/>	<input checked="" type="checkbox"/>	<input checked="" type="checkbox"/>	<input checked="" type="checkbox"/>					
i. Damaged or stole your property or military equipment assigned to you?	<input checked="" type="checkbox"/>	<input checked="" type="checkbox"/>	<input checked="" type="checkbox"/>	<input checked="" type="checkbox"/>	<input checked="" type="checkbox"/>	<input checked="" type="checkbox"/>	<input checked="" type="checkbox"/>	<input checked="" type="checkbox"/>	<input checked="" type="checkbox"/>	<input checked="" type="checkbox"/>	<input checked="" type="checkbox"/>	<input checked="" type="checkbox"/>	<input checked="" type="checkbox"/>	<input checked="" type="checkbox"/>	<input checked="" type="checkbox"/>	<input checked="" type="checkbox"/>	<input checked="" type="checkbox"/>	<input checked="" type="checkbox"/>	<input checked="" type="checkbox"/>	<input checked="" type="checkbox"/>					

222. How much do you agree or disagree with the following statements about the work you do at your military workplace? Mark one answer for each item.

	Strongly disagree					Disagree					Neither agree nor disagree					Agree					Strongly agree				
a. Your military work provides you with a sense of pride	<input checked="" type="checkbox"/>	<input checked="" type="checkbox"/>	<input checked="" type="checkbox"/>	<input checked="" type="checkbox"/>	<input checked="" type="checkbox"/>	<input checked="" type="checkbox"/>	<input checked="" type="checkbox"/>	<input checked="" type="checkbox"/>	<input checked="" type="checkbox"/>	<input checked="" type="checkbox"/>	<input checked="" type="checkbox"/>	<input checked="" type="checkbox"/>	<input checked="" type="checkbox"/>	<input checked="" type="checkbox"/>	<input checked="" type="checkbox"/>	<input checked="" type="checkbox"/>	<input checked="" type="checkbox"/>	<input checked="" type="checkbox"/>	<input checked="" type="checkbox"/>	<input checked="" type="checkbox"/>					
b. Your military work makes good use of your skills	<input checked="" type="checkbox"/>	<input checked="" type="checkbox"/>	<input checked="" type="checkbox"/>	<input checked="" type="checkbox"/>	<input checked="" type="checkbox"/>	<input checked="" type="checkbox"/>	<input checked="" type="checkbox"/>	<input checked="" type="checkbox"/>	<input checked="" type="checkbox"/>	<input checked="" type="checkbox"/>	<input checked="" type="checkbox"/>	<input checked="" type="checkbox"/>	<input checked="" type="checkbox"/>	<input checked="" type="checkbox"/>	<input checked="" type="checkbox"/>	<input checked="" type="checkbox"/>	<input checked="" type="checkbox"/>	<input checked="" type="checkbox"/>	<input checked="" type="checkbox"/>	<input checked="" type="checkbox"/>					
c. You like the kind of military work you do	<input checked="" type="checkbox"/>	<input checked="" type="checkbox"/>	<input checked="" type="checkbox"/>	<input checked="" type="checkbox"/>	<input checked="" type="checkbox"/>	<input checked="" type="checkbox"/>	<input checked="" type="checkbox"/>	<input checked="" type="checkbox"/>	<input checked="" type="checkbox"/>	<input checked="" type="checkbox"/>	<input checked="" type="checkbox"/>	<input checked="" type="checkbox"/>	<input checked="" type="checkbox"/>	<input checked="" type="checkbox"/>	<input checked="" type="checkbox"/>	<input checked="" type="checkbox"/>	<input checked="" type="checkbox"/>	<input checked="" type="checkbox"/>	<input checked="" type="checkbox"/>	<input checked="" type="checkbox"/>					
d. Your military job gives you the chance to acquire valuable skills	<input checked="" type="checkbox"/>	<input checked="" type="checkbox"/>	<input checked="" type="checkbox"/>	<input checked="" type="checkbox"/>	<input checked="" type="checkbox"/>	<input checked="" type="checkbox"/>	<input checked="" type="checkbox"/>	<input checked="" type="checkbox"/>	<input checked="" type="checkbox"/>	<input checked="" type="checkbox"/>	<input checked="" type="checkbox"/>	<input checked="" type="checkbox"/>	<input checked="" type="checkbox"/>	<input checked="" type="checkbox"/>	<input checked="" type="checkbox"/>	<input checked="" type="checkbox"/>	<input checked="" type="checkbox"/>	<input checked="" type="checkbox"/>	<input checked="" type="checkbox"/>	<input checked="" type="checkbox"/>					
e. You are satisfied with your military job as a whole	<input checked="" type="checkbox"/>	<input checked="" type="checkbox"/>	<input checked="" type="checkbox"/>	<input checked="" type="checkbox"/>	<input checked="" type="checkbox"/>	<input checked="" type="checkbox"/>	<input checked="" type="checkbox"/>	<input checked="" type="checkbox"/>	<input checked="" type="checkbox"/>	<input checked="" type="checkbox"/>	<input checked="" type="checkbox"/>	<input checked="" type="checkbox"/>	<input checked="" type="checkbox"/>	<input checked="" type="checkbox"/>	<input checked="" type="checkbox"/>	<input checked="" type="checkbox"/>	<input checked="" type="checkbox"/>	<input checked="" type="checkbox"/>	<input checked="" type="checkbox"/>	<input checked="" type="checkbox"/>					

223. Suppose that you have to decide whether to continue to participate in the National Guard/ Reserve. Assuming you could stay, how likely is it you would choose to do so?

- ☒ Very likely
☒ Likely
☒ Neither likely nor unlikely
☒ Unlikely
☒ Very unlikely

STRESS, HEALTH, AND WELL-BEING

224. In general, would you say your health is...

- ☒ Excellent?
☒ Very good?
☒ Good?
☒ Fair?
☒ Poor?

Sometimes things happen to people that are unusually or especially frightening, horrible, or traumatic. For example, a serious accident or fire, physical or sexual assault or abuse, earthquake or flood, war, seeing someone be killed or seriously injured, or having a loved one die through homicide or suicide.

225. Have you ever experienced this kind of event?

Please count any event in your entire life.

☒ Yes

☒ No

226. [Ask if Q225 = "Yes"] In the past month, have you... Mark "Yes" or "No" for each item.

	Yes	No
a. Had nightmares about the event(s) or thought about the event(s) when you did not want to?	<input checked="" type="checkbox"/>	<input checked="" type="checkbox"/>
b. Tried hard not to think about the event(s) or went out of your way to avoid situations that reminded you of the event(s)?	<input checked="" type="checkbox"/>	<input checked="" type="checkbox"/>
c. Been constantly on guard, watchful, or easily startled?	<input checked="" type="checkbox"/>	<input checked="" type="checkbox"/>
d. Felt numb or detached from people, activities, or your surroundings?	<input checked="" type="checkbox"/>	<input checked="" type="checkbox"/>
e. Felt guilty or unable to stop blaming yourself or others for the event(s) or any problems the event(s) may have caused?	<input checked="" type="checkbox"/>	<input checked="" type="checkbox"/>

227. Over the last two weeks, how often have you been bothered by any of the following problems? Mark one answer for each item.

	Nearly every day	More than half the days	Several days	Not at all
a. Little interest or pleasure in doing things	<input checked="" type="checkbox"/>	<input checked="" type="checkbox"/>	<input checked="" type="checkbox"/>	<input checked="" type="checkbox"/>
b. Feeling down, depressed, or hopeless	<input checked="" type="checkbox"/>	<input checked="" type="checkbox"/>	<input checked="" type="checkbox"/>	<input checked="" type="checkbox"/>
c. Trouble falling or staying asleep, or sleeping too much	<input checked="" type="checkbox"/>	<input checked="" type="checkbox"/>	<input checked="" type="checkbox"/>	<input checked="" type="checkbox"/>
d. Feeling tired or having little energy	<input checked="" type="checkbox"/>	<input checked="" type="checkbox"/>	<input checked="" type="checkbox"/>	<input checked="" type="checkbox"/>
e. Poor appetite or overeating	<input checked="" type="checkbox"/>	<input checked="" type="checkbox"/>	<input checked="" type="checkbox"/>	<input checked="" type="checkbox"/>
f. Feeling bad about yourself—or that you are a failure or have let yourself or your family down	<input checked="" type="checkbox"/>	<input checked="" type="checkbox"/>	<input checked="" type="checkbox"/>	<input checked="" type="checkbox"/>
g. Trouble concentrating on things, such as reading the newspaper or watching television	<input checked="" type="checkbox"/>	<input checked="" type="checkbox"/>	<input checked="" type="checkbox"/>	<input checked="" type="checkbox"/>

	Nearly every day	More than half the days	Several days	Not at all
h. Moving or speaking so slowly that other people could have noticed. Or the opposite—being so fidgety or restless that you have been moving around a lot more than usual	<input checked="" type="checkbox"/>	<input checked="" type="checkbox"/>	<input checked="" type="checkbox"/>	<input checked="" type="checkbox"/>

PERSONNEL POLICY AND PRACTICES

DoD provides two types of sexual assault reports.

- Restricted reports allow people to get information, collect evidence, and receive medical treatment and counseling without starting an official investigation of the assault.
- Unrestricted reports start an official investigation in addition to allowing the services available in restricted reporting.

228. How satisfied have you been with the availability of information on... Mark one answer for each item.

	Very dissatisfied	Dissatisfied	Neither satisfied nor dissatisfied	Satisfied	Very satisfied
a. How to file a <u>restricted</u> report?	<input checked="" type="checkbox"/>	<input checked="" type="checkbox"/>	<input checked="" type="checkbox"/>	<input checked="" type="checkbox"/>	<input checked="" type="checkbox"/>
b. How to file an <u>unrestricted</u> report?	<input checked="" type="checkbox"/>	<input checked="" type="checkbox"/>	<input checked="" type="checkbox"/>	<input checked="" type="checkbox"/>	<input checked="" type="checkbox"/>

SEXUAL ASSAULT TRAINING

229. Have you had any military training during the past 12 months on topics related to sexual assault?

☒ Yes

☒ No

230. [Ask if Q229 = "Yes"] My National Guard/ Reserve component's sexual assault training... Mark one answer for each item.

	Strongly disagree	Disagree	Neither agree nor disagree	Agree	Strongly agree
a. Provides a good understanding of what actions are considered sexual assault.	<input checked="" type="checkbox"/>	<input checked="" type="checkbox"/>	<input checked="" type="checkbox"/>	<input checked="" type="checkbox"/>	<input checked="" type="checkbox"/>
b. Teaches that the consumption of alcohol may increase the likelihood of sexual assault.	<input checked="" type="checkbox"/>	<input checked="" type="checkbox"/>	<input checked="" type="checkbox"/>	<input checked="" type="checkbox"/>	<input checked="" type="checkbox"/>
c. Teaches how to avoid situations that might increase the risk of being a victim of sexual assault.	<input checked="" type="checkbox"/>	<input checked="" type="checkbox"/>	<input checked="" type="checkbox"/>	<input checked="" type="checkbox"/>	<input checked="" type="checkbox"/>
d. Teaches how to intervene when you witness a situation involving a fellow military member (bystander intervention).	<input checked="" type="checkbox"/>	<input checked="" type="checkbox"/>	<input checked="" type="checkbox"/>	<input checked="" type="checkbox"/>	<input checked="" type="checkbox"/>
e. Teaches how to obtain medical care following a sexual assault.	<input checked="" type="checkbox"/>	<input checked="" type="checkbox"/>	<input checked="" type="checkbox"/>	<input checked="" type="checkbox"/>	<input checked="" type="checkbox"/>
f. Explains the role of the chain of command in handling sexual assaults.	<input checked="" type="checkbox"/>	<input checked="" type="checkbox"/>	<input checked="" type="checkbox"/>	<input checked="" type="checkbox"/>	<input checked="" type="checkbox"/>
g. Explains the reporting options available if a sexual assault occurs.	<input checked="" type="checkbox"/>	<input checked="" type="checkbox"/>	<input checked="" type="checkbox"/>	<input checked="" type="checkbox"/>	<input checked="" type="checkbox"/>
h. Identifies the points of contact for reporting sexual assault (for example, SARC, Victim Advocate).	<input checked="" type="checkbox"/>	<input checked="" type="checkbox"/>	<input checked="" type="checkbox"/>	<input checked="" type="checkbox"/>	<input checked="" type="checkbox"/>
i. Explains how sexual assault is a mission readiness problem.	<input checked="" type="checkbox"/>	<input checked="" type="checkbox"/>	<input checked="" type="checkbox"/>	<input checked="" type="checkbox"/>	<input checked="" type="checkbox"/>
j. Explains the resources available to victims (for example, Safe Helpline).	<input checked="" type="checkbox"/>	<input checked="" type="checkbox"/>	<input checked="" type="checkbox"/>	<input checked="" type="checkbox"/>	<input checked="" type="checkbox"/>

SEXUAL HARASSMENT TRAINING

231. Have you had any military training during the past 12 months on topics related to sexual harassment?

- ☒ Yes
☒ No

REACTION TO SEXUAL ASSAULT

232. How much do you agree with the following? Mark one answer for each item.

	Strongly disagree	Disagree	Neither agree nor disagree	Agree	Strongly agree
a. When you are in a social setting, it is your duty to stop a fellow military member from doing something potentially harmful to themselves or others.	<input checked="" type="checkbox"/>	<input checked="" type="checkbox"/>	<input checked="" type="checkbox"/>	<input checked="" type="checkbox"/>	<input checked="" type="checkbox"/>
b. If you are sexually assaulted, you can trust the military system to protect your privacy.	<input checked="" type="checkbox"/>	<input checked="" type="checkbox"/>	<input checked="" type="checkbox"/>	<input checked="" type="checkbox"/>	<input checked="" type="checkbox"/>
c. If you are sexually assaulted, you can trust the military system to ensure your safety following the incident.	<input checked="" type="checkbox"/>	<input checked="" type="checkbox"/>	<input checked="" type="checkbox"/>	<input checked="" type="checkbox"/>	<input checked="" type="checkbox"/>
d. If you are sexually assaulted, you can trust the military system to treat you with dignity and respect.	<input checked="" type="checkbox"/>	<input checked="" type="checkbox"/>	<input checked="" type="checkbox"/>	<input checked="" type="checkbox"/>	<input checked="" type="checkbox"/>

HOW ARE WE DOING?

233. In your opinion, has sexual harassment in our nation become more or less of a problem over the last 2 years?

- ☒ Less of a problem today
☒ About the same as 2 years ago
☒ More of a problem today
☒ Do not know

234. In your opinion, has sexual harassment in the military become more or less of a problem over the last 2 years?

- ☒ Less of a problem today
☒ About the same as 2 years ago
☒ More of a problem today
☒ Do not know

235. In your opinion, has sexual assault in our nation become more or less of a problem over the last 2 years?

- ☒ Less of a problem today
- ☒ About the same as 2 years ago
- ☒ More of a problem today
- ☒ Do not know

236. In your opinion, has sexual assault in the military become more or less of a problem over the last 2 years?

- ☒ Less of a problem today
- ☒ About the same as 2 years ago
- ☒ More of a problem today
- ☒ Do not know

TAKING THE SURVEY

237. If you have comments or concerns that you were not able to express in answering this survey, please enter them in the space provided. Please do not use identifying names or information. Your feedback is useful and appreciated.

TAKING THE SURVEY

238. [Ask if Q1 = "No, I was separated or retired"]
Based on your answers to the previous question, you are ineligible to take this survey. If you feel you have encountered this message in error, click the back arrow button and check your answer.

To submit your answers click Submit. For further help, please call our Survey Processing Center toll-free at 1-800-881-5307, e-mail WGRSurvey@osd.pentagon.mil, or send a fax to 1-763-268-3002.

Appendix C.
**Number of Respondents and Estimated Eligible
Population by Reporting Categories: Long Form**

Table 2.**Number of Respondents and Estimated Eligible Population by Reporting Categories: Long Form**

	Respondents			Estimated Eligible Population				
	Count		Percent	Totals		Percent		Max ME
TOTAL DOD	74,619	100%	<div></div>	794,302	±3,292	100%	<div></div>	
National Guard	38,311	51%	<div></div>	441,026	±2,614	56%	<div></div>	±1
ARNG	20,478	27%	<div></div>	337,784	±2,506	43%	<div></div>	±1
ANG	17,833	24%	<div></div>	103,242	±746	13%	<div></div>	±1
Reserve	36,308	49%	<div></div>	353,276	±2,000	44%	<div></div>	±1
USAR	14,976	20%	<div></div>	191,751	±1,679	24%	<div></div>	±1
USNR	6,987	9%	<div></div>	56,527	±675	7%	<div></div>	±1
USMCR	3,385	5%	<div></div>	37,016	±615	5%	<div></div>	±1
USAFR	10,960	15%	<div></div>	67,982	±592	9%	<div></div>	±1
Enlisted	53,600	72%	<div></div>	665,740	±3,287	84%	<div></div>	±1
E1-E4	12,467	17%	<div></div>	315,168	±3,293	40%	<div></div>	±1
E1-E3	4,369	6%	<div></div>	125,868	±4,095	16%	<div></div>	±1
E4	8,098	11%	<div></div>	189,300	±3,570	24%	<div></div>	±1
E5-E9	41,133	55%	<div></div>	350,572	±2,421	44%	<div></div>	±1
Officers	21,019	28%	<div></div>	128,562	±666	16%	<div></div>	±1
O1-O3	7,821	10%	<div></div>	59,421	±614	7%	<div></div>	±1
O4-O6	11,137	15%	<div></div>	56,831	±324	7%	<div></div>	±1
W1-W5	2,061	3%	<div></div>	12,310	±190	2%	<div></div>	±1
Reserve Unit	59,097	79%	<div></div>	707,047	±3,279	89%	<div></div>	±1
AGR/FTS/AR	13,117	18%	<div></div>	75,484	±399	10%	<div></div>	±1
IMA	2,405	3%	<div></div>	11,770	±214	1%	<div></div>	±1
Non-Hispanic White	48,087	64%	<div></div>	489,192	±4,698	62%	<div></div>	±1
Total Minority	26,402	35%	<div></div>	304,237	±4,304	38%	<div></div>	±1
FEMALES	29,013	39%	<div></div>	151,266	±1,018	19%	<div></div>	±1
Enlisted	21,115	28%	<div></div>	126,502	±1,020	16%	<div></div>	±1
E1-E4	4,863	7%	<div></div>	63,729	±1,114	8%	<div></div>	±1
E5-E9	16,252	22%	<div></div>	62,774	±647	8%	<div></div>	±1
Officers	7,898	11%	<div></div>	24,763	±239	3%	<div></div>	±1
O1-O3	3,275	4%	<div></div>	13,341	±236	2%	<div></div>	±1
O4-O6	4,012	5%	<div></div>	10,029	±87	1%	<div></div>	±1
Reserve Unit	21,638	29%	<div></div>	132,651	±1,029	17%	<div></div>	±1
AGR/FTS/AR	6,378	9%	<div></div>	15,487	±112	2%	<div></div>	±1
IMA	997	1%	<div></div>	3,128	±95	0%	<div></div>	±1
Non-Hispanic White	16,690	22%	<div></div>	75,216	±1,256	9%	<div></div>	±1
Total Minority	12,282	16%	<div></div>	75,892	±1,418	10%	<div></div>	±1
Experienced SH	4,022	5%	<div></div>	24,321	±990	3%	<div></div>	±1
Experienced GD	3,328	4%	<div></div>	15,827	±736	2%	<div></div>	±1
Not Experienced SH/GD	21,906	29%	<div></div>	112,739	±1,343	14%	<div></div>	±1
Experienced SA	567	1%	<div></div>	3,996	±453	1%	<div></div>	±1
Not Experienced SA	27,523	37%	<div></div>	142,382	±1,136	18%	<div></div>	±1

Table 2 (continued)	Respondents		Estimated Eligible Population				
	Count	Percent	Totals		Percent	Max ME	
National Guard	14,691	20%	74,753	±701	9%	±1	
ARNG	7,882	11%	54,417	±667	7%	±1	
Enlisted	5,869	8%	48,258	±669	6%	±1	
Officers	2,013	3%	6,159	±113	1%	±1	
ANG	6,809	9%	20,336	±217	3%	±1	
Enlisted	5,643	8%	17,484	±215	2%	±1	
Officers	1,166	2%	2,852	±37	0%	±1	
Reserve	14,322	19%	76,513	±739	10%	±1	
USAR	6,506	9%	44,273	±641	6%	±1	
Enlisted	4,140	6%	35,268	±645	4%	±1	
Officers	2,366	3%	9,005	±197	1%	±1	
USNR	2,488	3%	12,527	±266	2%	±1	
Enlisted	1,657	2%	9,827	±263	1%	±1	
Officers	831	1%	2,700	±44	0%	±1	
USMCR	276	0%	1,658	±154	0%	±1	
USAFR	5,052	7%	18,055	±204	2%	±1	
Enlisted	3,627	5%	14,310	±201	2%	±1	
Officers	1,425	2%	3,745	±46	0%	±1	
MALES	45,606	61%	643,036	±3,158	81%	±1	
Enlisted	32,485	44%	539,238	±3,152	68%	±1	
E1–E4	7,604	10%	251,439	±3,119	32%	±1	
E5–E9	24,881	33%	287,799	±2,339	36%	±1	
Officers	13,121	18%	103,798	±627	13%	±1	
O1–O3	4,546	6%	46,080	±571	6%	±1	
O4–O6	7,125	10%	46,802	±315	6%	±1	
Reserve Unit	37,459	50%	574,397	±3,141	72%	±1	
AGR/FTS/AR	6,739	9%	59,998	±388	8%	±1	
IMA	1,408	2%	8,642	±195	1%	±1	
Non-Hispanic White	31,397	42%	413,976	±4,534	52%	±1	
Total Minority	14,120	19%	228,346	±4,067	29%	±1	
Experienced SH	1,260	2%	24,963	±1,872	3%	±1	
Experienced GD	664	1%	10,051	±1,097	1%	±1	
Not Experienced SH/GD	41,543	56%	577,914	±3,813	73%	±1	
Experienced SA	153	0%	3,898	±825	0%	±1	
Not Experienced SA	44,120	59%	619,514	±3,429	78%	±1	
National Guard	23,620	32%	366,273	±2,542	46%	±1	
ARNG	12,596	17%	283,367	±2,438	36%	±1	
Enlisted	8,916	12%	243,893	±2,436	31%	±1	
Officers	3,680	5%	39,474	±470	5%	±1	
ANG	11,024	15%	82,906	±720	10%	±1	
Enlisted	8,738	12%	70,763	±714	9%	±1	
Officers	2,286	3%	12,142	±141	2%	±1	
Reserve	21,986	29%	276,763	±1,874	35%	±1	
USAR	8,470	11%	147,478	±1,565	19%	±1	
Enlisted	5,605	8%	120,542	±1,568	15%	±1	
Officers	2,865	4%	26,936	±341	3%	±1	
USNR	4,499	6%	44,000	±623	6%	±1	
Enlisted	2,708	4%	32,410	±609	4%	±1	
Officers	1,791	2%	11,590	±134	1%	±1	
USMCR	3,109	4%	35,357	±602	4%	±1	
Enlisted	2,219	3%	31,535	±598	4%	±1	
Officers	890	1%	3,822	±73	0%	±1	
USAFR	5,908	8%	49,927	±561	6%	±1	
Enlisted	4,299	6%	40,094	±550	5%	±1	
Officers	1,609	2%	9,833	±116	1%	±1	

REPORT DOCUMENTATION PAGE				Form Approved OMB No. 0704-0188	
<small>The public reporting burden for this collection of information is estimated to average 1 hour per response, including the time for reviewing instructions, searching existing data sources, gathering and maintaining the data needed, and completing and reviewing the collection of information. Send comments regarding this burden estimate or any other aspect of this collection of information, including suggestions for reducing the burden, to Department of Defense, Washington Headquarters Services, Directorate for Information Operations and Reports (0704-0188), 1215 Jefferson Davis Highway, Suite 1204, Arlington, VA 22202-4302. Respondents should be aware that notwithstanding any other provision of law, no person shall be subject to any penalty for failing to comply with a collection of information if it does not display a currently valid OMB control number.</small> PLEASE DO NOT RETURN YOUR FORM TO THE ABOVE ADDRESS.					
1. REPORT DATE (DD-MM-YYYY) 30/03/2016		2. REPORT TYPE Final Report		3. DATES COVERED (From - To) July-October 2015	
4. TITLE AND SUBTITLE 2015 Workplace and Gender Relations Survey of Reserve Component Members: Tabulation of Responses				5a. CONTRACT NUMBER	
				5b. GRANT NUMBER	
				5c. PROGRAM ELEMENT NUMBER	
6. AUTHOR(S) Defense Manpower Data Center				5d. PROJECT NUMBER	
				5e. TASK NUMBER	
				5f. WORK UNIT NUMBER	
7. PERFORMING ORGANIZATION NAME(S) AND ADDRESS(ES) Defense Manpower Data Center 4800 Mark Center Drive Suite 04E25 Alexandria, VA 22350-4000				8. PERFORMING ORGANIZATION REPORT NUMBER DMDC Report No. 2016-003	
9. SPONSORING/MONITORING AGENCY NAME(S) AND ADDRESS(ES) Sexual Assault Prevention and Response Office (SAPRO) 4800 Mark Center Drive, Suite 07G21, Alexandria, VA 22311				10. SPONSOR/MONITOR'S ACRONYM(S)	
				11. SPONSOR/MONITOR'S REPORT NUMBER(S)	
12. DISTRIBUTION/AVAILABILITY STATEMENT Approved for Public Release; Distribution Unlimited.					
13. SUPPLEMENTARY NOTES					
14. ABSTRACT This report provides the survey results for the 2015 Workplace and Gender Relations Survey of Reserve Component Members (2015WGRR). The overall purpose of the 2015WGRR is to document the extent to which Reserve component members reported experiencing sexual assault in the 12 months prior to filling out the survey, the details surrounding those events, bystander intervention, and the members' perceptions of the effectiveness of sexual assault policies, training, and programs					
15. SUBJECT TERMS Sexual Assault, sexual harassment, MEO violation, gender-related experiences, gender relations, retaliation, reporting, demographics, Reserve components, personnel policies, and bystander intervention					
16. SECURITY CLASSIFICATION OF:			17. LIMITATION OF ABSTRACT	18. NUMBER OF PAGES 618	19a. NAME OF RESPONSIBLE PERSON
a. REPORT	b. ABSTRACT	c. THIS PAGE			Dr. Elizabeth P. Van Winkle
UU	UU	UU	UU		19b. TELEPHONE NUMBER (Include area code) 571-372-0984

Reset

Standard Form 298 (Rev. 8/98)
Prescribed by ANSI Std. Z39.18

INSTRUCTIONS FOR COMPLETING SF 298

1. REPORT DATE. Full publication date, including day, month, if available. Must cite at least the year and be Year 2000 compliant, e.g. 30-06-1998; xx-06-1998; xx-xx-1998.

2. REPORT TYPE. State the type of report, such as final, technical, interim, memorandum, master's thesis, progress, quarterly, research, special, group study, etc.

3. DATES COVERED. Indicate the time during which the work was performed and the report was written, e.g., Jun 1997 - Jun 1998; 1-10 Jun 1996; May - Nov 1998; Nov 1998.

4. TITLE. Enter title and subtitle with volume number and part number, if applicable. On classified documents, enter the title classification in parentheses.

5a. CONTRACT NUMBER. Enter all contract numbers as they appear in the report, e.g. F33615-86-C-5169.

5b. GRANT NUMBER. Enter all grant numbers as they appear in the report, e.g. AFOSR-82-1234.

5c. PROGRAM ELEMENT NUMBER. Enter all program element numbers as they appear in the report, e.g. 61101A.

5d. PROJECT NUMBER. Enter all project numbers as they appear in the report, e.g. 1F665702D1257; ILIR.

5e. TASK NUMBER. Enter all task numbers as they appear in the report, e.g. 05; RF0330201; T4112.

5f. WORK UNIT NUMBER. Enter all work unit numbers as they appear in the report, e.g. 001; AFAPL30480105.

6. AUTHOR(S). Enter name(s) of person(s) responsible for writing the report, performing the research, or credited with the content of the report. The form of entry is the last name, first name, middle initial, and additional qualifiers separated by commas, e.g. Smith, Richard, J, Jr.

7. PERFORMING ORGANIZATION NAME(S) AND ADDRESS(ES). Self-explanatory.

8. PERFORMING ORGANIZATION REPORT NUMBER. Enter all unique alphanumeric report numbers assigned by the performing organization, e.g. BRL-1234; AFWL-TR-85-4017-Vol-21-PT-2.

9. SPONSORING/MONITORING AGENCY NAME(S) AND ADDRESS(ES). Enter the name and address of the organization(s) financially responsible for and monitoring the work.

10. SPONSOR/MONITOR'S ACRONYM(S). Enter, if available, e.g. BRL, ARDEC, NADC.

11. SPONSOR/MONITOR'S REPORT NUMBER(S). Enter report number as assigned by the sponsoring/monitoring agency, if available, e.g. BRL-TR-829; -215.

12. DISTRIBUTION/AVAILABILITY STATEMENT. Use agency-mandated availability statements to indicate the public availability or distribution limitations of the report. If additional limitations/ restrictions or special markings are indicated, follow agency authorization procedures, e.g. RD/FRD, PROPIN, ITAR, etc. Include copyright information.

13. SUPPLEMENTARY NOTES. Enter information not included elsewhere such as: prepared in cooperation with; translation of; report supersedes; old edition number, etc.

14. ABSTRACT. A brief (approximately 200 words) factual summary of the most significant information.

15. SUBJECT TERMS. Key words or phrases identifying major concepts in the report.

16. SECURITY CLASSIFICATION. Enter security classification in accordance with security classification regulations, e.g. U, C, S, etc. If this form contains classified information, stamp classification level on the top and bottom of this page.

17. LIMITATION OF ABSTRACT. This block must be completed to assign a distribution limitation to the abstract. Enter UU (Unclassified Unlimited) or SAR (Same as Report). An entry in this block is necessary if the abstract is to be limited.

Standard Form 298 Back (Rev. 8/98)



**Defense Research, Surveys,
and Statistics Center (RSSC)**

