



Defense Manpower Data Center

Serving Those Who Serve Our Country

2015 Military Investigation and Justice Experience Survey (MIJES)

Overview Report



Additional copies of this report may be obtained from:

Defense Technical Information Center

ATTN: DTIC-BRR

8725 John J. Kingman Rd., Suite #0944

Ft. Belvoir, VA 22060-6218

Or from:

<http://www.dtic.mil/dtic/order.html>

Ask for report by ADA630231

2015 MILITARY INVESTIGATION AND JUSTICE EXPERIENCE SURVEY (MIJES): OVERVIEW REPORT

**Natalie A. Namrow,^a Dr. Maia M. Hurley,^b
Dr. Elizabeth P. Van Winkle,^b and Ms. Sarah De Silva^c**

^a Fors Marsh Group (FMG)

^b Defense Manpower Data Center (DMDC)

^c SRA International, Inc., A CSRA Company

**Defense Manpower Data Center
4800 Mark Center Drive, Suite 04E25-01
Alexandria, VA 22350-4000**

Acknowledgments

The Defense Manpower Data Center (DMDC) is indebted to numerous people for their assistance with the 2015 Military Investigation and Justice Experience Survey (*2015 MIJES*), which was conducted on behalf of Major General Jeffrey Snow, former Director, DoD Sexual Assault Prevention and Response Office (SAPRO), and Major General Camille Nichols, Director, DoD SAPRO. The survey is conducted under the leadership of Dr. Elizabeth P. Van Winkle and Dr. Paul Rosenfeld and falls under Health and Readiness (H&R) Surveys within the Defense Research, Surveys, and Statistics Center (RSSC) at DMDC. DMDC's H&R Surveys are conducted under the oversight of Dr. Maia Hurley.

DoD SAPRO officials contributing to the development and administration of this assessment include Dr. Nathan Galbreath. Service/National Guard officials contributing to the development and administration of this assessment include Mr. Nick DeMarco (Army), Mr. Paul Rosen and CAPT James Little (Navy), Ms. Melissa Cohen and Dr. Jessica Zabecki (Marine Corps), Dr. Paul Garst (Department of Navy, SAPRO), Mr. James Thompson (Air Force), and Ms. Jane Lux (National Guard).

The lead survey design analyst for this survey is Ms. Natalie Namrow, SRA International, Inc., a CSRA Company. Ms. Namrow, Ms. Sarah De Silva, SRA International, Inc., a CSRA Company, and Ms. Ada Harris, designed the unique presentation of complex items used in this report. Ms. Margaret Coffey, Team Lead of Survey Operations, is responsible for the survey database construction and archiving. The lead operations analysts on this survey were Ms. Ada Harris and Ms. Sarah De Silva, who used DMDC's Statistical Analysis Macros to calculate the results presented in this report.

Ms. Sue Reinhold provided assistance with programming and merging contact information.

Ms. Mary Padilla, Fors Marsh Group, formatted and assembled the charts in this report using DMDC's Survey Reporting Tool. A team consisting of Ms. Natalie Namrow, Ms. Sarah De Silva, Ms. Kathleen Dippold, SRA International, Inc., a CSRA Company, Dr. Samantha Daniel, Dr. Paul Cook, SRA International, Inc., a CSRA Company, Dr. Maia Hurley, Ms. Margaret Coffey, and Dr. Elizabeth P. Van Winkle completed quality control for this report.

The results of this report would not be possible without the courage of the survivors who shared their opinions and experiences with us.

Executive Summary

The Department of Defense (DoD) has a strong commitment to providing Sexual Assault Prevention and Response (SAPR) resources and services to all military members who report a sexual assault. Over the years, the Department, under the guidance of the DoD Sexual Assault Prevention and Response Office (SAPRO), has worked to create and improve programs in an effort to provide support to military sexual assault survivors. The *Military Investigation and Justice Experience Survey (MIJES)* is an anonymous survey and the first DoD-wide survey effort designed to assess the investigative and legal processes experienced by military members that have made a formal report of sexual assault, have gone through the military investigation process, and who have agreed to voluntarily participate in this survey. Administered between fiscal years 2015 and 2016 (FY15 and FY16, respectively), the *2015 MIJES* reflects the attitudes and opinions of 323 military members who brought forward a report of sexual assault to military officials and completed the military justice process from investigation to case closure. This is the only formal assessment of this population across all military Services, including active duty and Reserve component members.

Study Background and Methodology

This overview report discusses findings from the *2015 MIJES*, which includes data collected between August 31 to December 4, 2015. This survey was conducted in response to a Secretary of Defense Directive requiring that a standardized and voluntary survey for military members who brought forward a report of sexual assault and participated in the military justice process, be developed and regularly administered to “provide the sexual assault victim/survivor the opportunity to assess and provide feedback on their experiences with SAPR victim assistance, the military health system, the military justice process, and other areas of support” (Secretary of Defense, 2014). The Defense Research, Surveys, and Statistics Center (RSSC) within the Defense Manpower Data Center (DMDC) was tasked with this effort.

The *2015 MIJES* focuses specifically on military members who made a formal report of sexual assault and have a closed case (e.g., investigation done, disposition complete, and case information entered into the Defense Sexual Assault Incident Database [DSAID]). The survey instrument and methodology was designed with input from SAPR representatives from Department leadership, the Services, the National Guard Bureau, and other DoD stakeholders. All representatives had a shared goal of gathering accurate data on survivor experiences, while balancing respect for the survivor and the need for anonymity. The population of interest for this survey is very specific. As such, a non-probability survey approach was appropriate to gather data on this specific subpopulation. However, as a result of this approach, the *2015 MIJES* does not employ statistical sampling or scientific weighting. Therefore, results from this survey and report cannot be generalized to the full population of military members who made a report of sexual assault rather only to respondents of the survey.

The specific population of interest for the *2015 MIJES* was current uniformed military members who had a closed case (e.g., investigation done, disposition complete, and case information entered into DSAID) between April 1, 2014 and March 31, 2015 (FY14 Q3–FY15 Q2) in order

to provide initial data for FY15.¹ Uniformed military members include members of the active duty (Army, Navy, Marine Corps, and Air Force), the Reserve (Army Reserve, Navy Reserve, Marine Corps Reserve, and Air Force Reserve), and the National Guard (Army National Guard and Air National Guard). All military members who met the above criteria were eligible to participate in the survey and received an invitation to take the survey. Additionally, respondents who were not currently uniformed military members, whose report did not result in a criminal investigation by a Military Criminal Investigator (MCIO), whose alleged perpetrator was not a military member, and who chose not to participate in the investigation or military justice process were ineligible.² The survey administration process began on August 31, 2015, with an e-mail announcement message to military members in the sample.³ This anonymous survey was administered via the web and paper-and-pen. Data were collected via the web between August 31, 2015 and December 4, 2015. Data were collected via paper-and-pen surveys between September 14, 2015 and November 30, 2015.⁴

The 2015 *MIJES* had 323 completed surveys (257 completed web surveys and 66 completed paper surveys) during the administration period. Results in this report are presented at the Total DoD level, and where applicable, the time frame when the respondent made their report in order to determine potential differences over time which may be an indication of progress or highlight areas of consideration.

The remainder of this executive summary provides a general overview of top-line results from the 2015 *MIJES*. Additional information about the construction of metrics and rates, as well as additional data on findings can be found in the full report. References to perpetrator/offender throughout this report should be interpreted as “alleged perpetrator” or “alleged offender” because without knowing the specific outcomes of particular allegations, the presumption of innocence applies unless there is an adjudication of guilt. References to “sexual assault” throughout the report do not imply legal definitions for sexual assault. Additionally, references to “retaliation,” “reprisal,” “ostracism,” “maltreatment,” or perceptions thereof, are based on the negative behaviors as reported by the survey respondents; without knowing the specifics of particular cases or reports, this data should not be construed as substantiated allegations of professional reprisal, ostracism, or maltreatment.

General Satisfaction With Individuals/Resources

Throughout the military justice process, a military member who brought forward a report of sexual assault may interact with a number of individuals and resources. The 2015 *MIJES* assessed respondent’s satisfaction with various aspects of these interactions. By and large, the

¹ The total eligible sample number was 2,220 members.

² 2015 *MIJES* Q1, Q10, Q11, Q14.

³ Prior to administration, a notification e-mail was sent to sample members by SAPRO Director, Major General Camille Nichols, to validate the survey’s legitimacy as well as to make sample members aware that they would be receiving the survey via email or FedEx package. FedEx was used to increase response rates and to provide additional assurance that the sample member alone (e.g., not a family member, roommate) would receive the survey package. The use of FedEx was based on its successful use in survey administration by the DoD Millennium Cohort Survey Project conducted by Naval Health Research Center.

⁴ All sample members who had not taken the survey by early September received a paper survey via FedEx, which required a signature to maximize anonymity.

majority of respondents to the 2015 *MIJES* were satisfied with the overall services provided.⁵ However, there was some variability in responses with SAPR-specific resources (i.e., Sexual Assault Response Coordinator [SARC], Uniformed Victim Advocate/Victim Advocate [UVA/VA], and Special Victims' Counsel/Victims' Legal Counsel [SVC/VLC]) receiving the highest rates of satisfaction and mid-level leadership, such as the senior enlisted advisors/immediate supervisors, receiving the lowest marks.

Specifically, 80% of respondents were satisfied with overall services provided by the SVC/VLC during the military justice process, 74% of respondents were satisfied with the services provided by the UVA/VA, and 68% of respondents were satisfied with the services provided by the SARC. Across these individuals, less than 20% were actively dissatisfied with the services provided by the UVA/VA (19% dissatisfied) or SARC (17% dissatisfied). Few respondents were dissatisfied with the SVC/VLC program, which was the highest rated resource across all respondents (only 7% actively dissatisfied).

Individuals involved more directly in the military justice process, such as the military trial counsel and MCIOs, also received overall high marks in general satisfaction with 64% of respondents indicating they were overall satisfied with the services provided by the military trial counsel and 57% of respondents indicating satisfaction with the services provided by the MCIO. Between 20-30% indicated they were actively dissatisfied with the services provided by the military trial counsel (22% dissatisfied) or MCIO (30% dissatisfied).

While about half of respondents indicated satisfaction with the interactions they had with the unit commander/director and/or senior enlisted advisor/unit supervisor, comparatively these individuals received the lowest marks. Specifically, a little more than half of respondents (55%) indicated they were satisfied with their interactions with the unit commander/director and 47% indicated they were satisfied with their interactions with the senior enlisted advisor/immediate supervisor. About one-third of respondents indicated they were dissatisfied with their interactions with the senior enlisted advisor/immediate supervisor (37% dissatisfied) and/or unit commander/director (33% dissatisfied). Of note, when the data is broken out by reporting year, those who reported more recently—in FY15—had higher satisfaction rates for these individuals (57% satisfied with their unit commander/director and 63% satisfied with their senior enlisted advisor/immediate supervisor). While the FY15 rates are based only on a small subset of respondents and only reflect the first half of FY15, they may indicate a pattern towards progress in this area.

Experiences With Special Victims' Counsel (SVC) or Victims' Legal Counsel (VLC)

As mentioned, respondents who interacted with the SVC/VLCs were overwhelmingly positive about the services they received throughout the military justice process. The Army, Air Force, and National Guard use SVCs, while the Navy and Marine Corps use VLCs. Whether an SVC or VLC, many of these lawyers have experience trying cases in military courts and often in civilian courts as well. All SVCs/VLCs understand the legal process and are able to guide

⁵ Respondents were first asked if they interacted with each individual/resource. Rates of satisfaction are therefore only of those respondents who interacted with these individuals during the military justice process. Findings in the full report provide data on the percent of respondents who interacted with each individual/resource.

military members who brought forth a report of sexual assault through the military justice process and act as the military member's legal advocate.

The vast majority of respondents—over 90%—indicated the SVCs/VLCs advocated for them, provided explanations and information during the military justice process, supported them throughout the process, and helped them understand the military justice process overall. Nearly 90% of respondents indicated the SVC/VLC represented their interests to investigators and military justice officials (88% agreement) and kept them informed about the status of their case (85% agreement).

Given the high rates for these individuals, a general awareness of this program could impact an individual's decision to make an unrestricted report, knowing that they would be provided legal assistance throughout the process. To better gauge this, the *2015 MIJES* asked respondents whether they were aware of the SVC/VLC program prior to the assault and, if so, whether it impacted their decision to report. Overall, few respondents were aware of this program prior to their assault with only 19% of respondents indicating they were aware of the SVC/VLC program. However, of this 19%, nearly two-thirds (64%) indicated their knowledge of this program influenced their decision to report the assault to military officials. This finding provides an area of possible consideration for the Department in educating the force on the SVC/VLC program considering the potential benefits of this program for someone who experiences a sexual assault and is considering whether to make a formal report.

Perceived Professional Reprisal, Ostracism, and Maltreatment

The Department strives to create an environment where military members feel comfortable and safe reporting a potential sexual assault to a military authority. Since 2005, DoD has established a number of policies to encourage members to come forward including multiple reporting options, the creation of the DoD Safe HelpLine, and the aforementioned SVC/VLC program.

To further ensure a safe environment for reporting, the Department has been monitoring repercussions, i.e. retaliatory behavior, as a result of reporting a sexual assault. Specifically, two forms of retaliatory behaviors have been outlined: professional reprisal and ostracism/maltreatment. Professional reprisal, as defined in law and policy, is a personnel or other unfavorable action taken by the chain of command against an individual for engaging in a protected activity. Ostracism and maltreatment, however, can be negative behaviors, such as actions of social exclusion or misconduct against the military member taken by peers or an individual in a position of authority, because the military member reported, or intends to report a criminal offense.

Until 2014, the Department used a general climate measure of “retaliation” to capture these potential experiences. Survey results on these general retaliation rates have been relatively constant since first measured in 2006, with over half of female military members who make an unrestricted report perceiving some amount of retaliatory behavior.⁶ Using this general measure, the Department was able to gauge perceptions of retaliatory behaviors, but this prior measure was not always consistent with the specific requirements of policy to allow for an investigation.

⁶ DMDC (2013), Van Winkle, E., Rock, L., Coffey, M., & Hurley, M. (2014), and RAND (2014). Data for men were not reportable due to the small number of male respondents in this category.

In 2015, the Secretary of Defense directed the Department to “develop a DoD-wide comprehensive strategy to prevent retaliation against military members who report or intervene on behalf of victims of sexual assault and other crimes.”⁷ To develop a more comprehensive measure which was more consistent with law, but still allowed for measurement of general negative behaviors, SAPRO assembled a Retaliation Roundtable which included subject matter experts from across the Department, including representatives from each Service, as well as other DoD stakeholders.

The new metric constructed by this group no longer refers to general “retaliation” and instead uses the terms explained previously for professional reprisal, ostracism, and maltreatment. Questions were designed to measure negative behaviors a respondent may have experienced as a result of making a sexual assault report and to account for additional motivating factors as indicated by the respondent that may be consistent with prohibited actions of professional reprisal, ostracism, and maltreatment in the Uniform Code of Military Justice (UCMJ) and military policies and regulations. This includes the alleged perpetrator having knowledge about the report and that the actions were perceived to be taken with a specific intent (i.e., to discourage the military member from moving forward with the report of sexual assault or to exclude them). A full description of these measures can be found in Chapter 4 of this report.

Survey questions are only able to provide a general understanding of the self-reported outcomes that may constitute professional reprisal, ostracism, or maltreatment and therefore DMDC refers to such outcomes as “perceived.” Ultimately, only the results of an investigation (which takes into account all legal aspects, such as the intent of the alleged perpetrator) can determine whether self-reported negative behaviors meet the requirements of prohibited retaliation. Therefore, the percentages presented in this chapter reflect the respondents' perceptions about a negative experience associated with their reporting of a sexual assault and not necessarily a reported or legally substantiated incident of retaliation. As such, rates for these items are caveated as “perceived.”

As previously mentioned, using the more general measure of “retaliation,” rates of perceived retaliation have been relatively consistent across years at about 60%. The *2015 MIJES*, using the new metric, found that about 68% of respondents indicated experiencing at least one of the negative behaviors that could be perceived by the respondent as potential professional reprisal, ostracism, and/or maltreatment. This is remarkably similar to rates of perceived general retaliation found in prior surveys. However, as discussed, this climate measure does not capture specific actions or intent regarding these actions or behaviors. To better align with these indicators, the new metric further accounts for additional motivating factors that are consistent with prohibited actions, as indicated above.⁸ Once these additional factors were overlaid, the *2015 MIJES* found that 38% of respondents indicated experiencing perceived professional reprisal, ostracism, and/or maltreatment. Specifically, 22% of respondents perceived professional reprisal while 31% perceived ostracism/maltreatment. For the latter group, 31% of those who perceived ostracism/maltreatment indicated at least some of the behaviors they experienced involved social media (e.g., Facebook, Kik, Twitter, Yik Yak).

⁷ Secretary of Defense (2015, May 1).

⁸ Construction of perceived reprisal, ostracism, and maltreatment rates are based on general policy prohibitions and should not be construed as a legal crime victimization rate due to slight differences across the Services on the definition of behaviors and requirements of retaliation.

Of the 38% of respondents who indicated experiencing perceived professional reprisal and/or perceived ostracism/maltreatment, the survey then asked whether they reported these behaviors to anyone. While a large majority, 81%, of respondents reported the behaviors to a professional such as a chaplain, counselor, or SARC; the majority did not discuss the situation with someone who could take action, such as a supervisor, someone in their chain of command, or someone who could take an official report of retaliation (e.g., an IG). The top reasons for not reporting the event was because the respondent was worried it would cause them more harm than good (81%), they did not think anything would be done or anyone would believe them (73%), they did not trust the process would be fair (60%) and/or they did not want more people to know and/or judge them (60%).

Of the respondents who experienced perceived professional reprisal/ostracism/maltreatment, 44% did discuss the behaviors with a supervisor or someone in their chain of command, while 25% filed an official complaint. When these individuals were asked what actions were taken in response to this discussion/report, a little less than two-thirds (63%) indicated the situation continued or got worse for them. Forty-two percent indicated they were told/encouraged to drop the issue. Conversely, 29% received help dealing with the situation and 19% indicated leadership took steps to address the situation directly. About one-quarter (26%) were not aware of any action taken by the person they told.

Preparation for the Military Justice Process

The criminal justice process is often a difficult process for any survivor, military or civilian. The Department has worked to prepare military members who bring forth a report of sexual assault for the process as best as possible. The 2015 MIJES found that more than one-third (38%) of respondents felt they were well-prepared for the process, while 23% felt they were poorly prepared. Of those who felt well-prepared, the majority credited SAPR resources with 61% indicating the SARC helped prepare them, 59% indicating the UVA/VA, and 53% indicating the SVC/VLC helped prepare them for the process. Qualitative comments from the survey further identified friends and family as playing a large role both in supporting the respondent and assisting them in preparation for the justice process.

General Perceptions of the Military Justice Process

The 2015 MIJES reflects varied opinions from respondents on how they navigated the military justice process. While most respondents were satisfied with the services provided to them, some resources and individuals were more beneficial to them, while others were less so. Further, while the majority of respondents did not perceive experiencing any retribution as a result of making a report of sexual assault, 38% did perceive retribution. Often those who did perceive these negative behaviors, and for those who opted to report this perceived retribution, action was not always taken nor was it always perceived as successful in addressing the issue. Despite this variation, **77% of all respondents said they would recommend others in the military make a report if they experienced a sexual assault.** This is an important rate considering how difficult the process often is. It not only speaks to the potential benefit of reporting within the military, but also to the benefit of many of the SAPR resources provided to military members who bring forward a report of sexual assault.

The *2015 MIJES* represents a snapshot of the attitudes and opinions of respondents of the survey. As this survey is ongoing, DMDC will continue to collect data from this important population to gauge progress and target areas of improvement. Results will help to inform current and future resources and programs with the goal of assisting and supporting military members who bring forward a report of sexual assault navigate through the military justice process.

Table of Contents

	<u>Page</u>
Executive Summary	iii
Study Background and Methodology	iii
General Satisfaction With Individuals/Resources	iv
Experiences With Special Victims' Counsel (SVC) or Victims' Legal Counsel (VLC).....	v
Perceived Professional Reprisal, Ostracism, and Maltreatment	vi
Preparation for the Military Justice Process	viii
General Perceptions of the Military Justice Process.....	viii
Chapter 1: Study Background and Design.....	1
Study Background.....	1
Survey Content by Chapter	2
Methodology	3
Population and Reporting Categories	3
Presentation of Results.....	7
Comparative Analysis.....	7
Qualitative Analyses	8
Summary	8
Chapter 2: Reporting Sexual Assault.....	9
Type of Initial Report.....	9
Restricted Report Converted to Unrestricted Report	10
Final Report Type	11
Time to Convert Restricted Report to Unrestricted Report	12
Details of Reporting.....	13
Report Resulted in a Military Criminal Investigation.....	13
Alleged Perpetrator Was a Military Service Member.....	13
Time Frame for When Report Was Made.....	14
Time Frame for How Soon the Report Was Made After the Sexual Assault Occurred.....	15
Military Justice Process Details	16
Participation in any Part of the Investigation of Military Justice Process	16
Time Frame for When Sexual Assault Investigation Closed.....	17
Chapter 3: Experiences With Sexual Assault Prevention and Response (SAPR) Resources and Command.....	19
Interaction With SAPR Resources and Command	19
Experiences With Sexual Assault Response Coordinator (SARC)	20
Interaction With a SARC During the Military Justice Process.....	20

Table of Contents (Continued)

	<u>Page</u>
Assessment of Experiences With SARC	21
Satisfaction With SARC During the Military Justice Process.....	22
Experiences With Uniformed Victim Advocate (UVA)/Victim Advocate (VA).....	24
Interaction With a UVA/VA During the Military Justice Process	25
Type of UVA/VA the Respondent Interacted With.....	26
Assessment of Experiences With UVA	28
Satisfaction With UVA During the Military Justice Process.....	29
Assessment of Experiences With VA	31
Satisfaction With VA During the Military Justice Process	32
Experiences With Military Criminal Investigators (MCIO).....	34
Interaction With a Military Criminal Investigator	35
Assessment of Experiences With Military Criminal Investigator	36
Overall Information Provided by the Military Criminal Investigator.....	37
Satisfaction With Military Criminal Investigators During the Criminal Investigation Process	38
Experiences With Military Trial Counsel	40
Interaction With a Military Trial Counsel	40
Overall Information Provided by the Military Trial Counsel	42
Assessment of Experiences With Military Trial Counsel.....	43
Satisfaction With Military Trial Counsel During the Military Justice Process	44
Experiences With Special Victims' Counsel (SVC) or Victims' Legal Counsel (VLC).....	46
Interaction With SVC/VLC	46
Awareness and Influence of SVC/VLC Prior to Report.....	48
Awareness of SVC/VLC Prior to Report.....	49
Influence of Services Offered by SVC/VLC Prior to Report	50
Assignment of SVC/VLC	52
Assessment of Experiences With SVC/VLC.....	53
Overall Role of SVC/VLC.....	54
Satisfaction With SVC/VLC.....	55
Experiences With Victim Witness Assistance Provider (VWAP).....	57
Interaction With a VWAP.....	57
Overall Role of VWAP	59
Assessment of Experiences With VWAP	60
Satisfaction With a VWAP	61
Experiences With Unit Commander/Director and/or With Immediate Supervisor and/ or Senior Enlisted Advisor.....	63
Interaction With Unit Commander/Director	63
Assessment of Experiences With Unit Commander/Director	65
Satisfaction With Unit Commander/Director	66
Interaction With Immediate Supervisor.....	68
Interaction With Senior Enlisted Advisor.....	69

Table of Contents (Continued)

	<u>Page</u>
Interaction With Immediate Supervisor and/or Senior Enlisted Advisor	71
Assessment of Experiences With Immediate Supervisor and/or Senior Enlisted Advisor.....	72
Satisfaction With Immediate Supervisor and/or Senior Enlisted Advisor.....	73
Chapter 4: Outcomes Associated With Reporting.....	77
Construction of Items.....	78
Perceived Professional Reprisal.....	79
Perceived Ostracism.....	80
Perceived Maltreatment	81
Perceived Ostracism/Maltreatment.....	82
Perceived Professional Reprisal and/or Perceived Ostracism/Maltreatment.....	83
Perceived Professional Reprisal.....	84
Behaviors in Line With Perceived Professional Reprisal	86
Reasons Why Leadership Took the Perceived Professional Reprisal Actions	87
Individual(s) Who Took the Action.....	89
Perceived Harm to Career	90
Perceived Ostracism/Maltreatment.....	92
Behaviors in Line With Potential Ostracism/Maltreatment.....	94
Individual(s) Who Took the Action.....	96
Reasons Why Individual(s) Took the Potential Ostracism and/or Maltreatment Actions	96
Impact of Perceived Ostracism/Maltreatment	97
Actions Involving Social Media	98
Perceived Professional Reprisal and/or Perceived Ostracism/Maltreatment.....	100
Actions Taken by Respondent Following Negative Reactions.....	103
Actions Following Negative Behaviors From Leadership or Military Peers	104
Actions Taken in Response to Discussion With a Supervisor/Chain of Command or as a Result of This Complaint.....	105
Respondents who Reported Experiencing Perceived Professional Reprisal and/or Perceived Ostracism/Maltreatment and Chose not to File a Complaint.....	106
Chapter 5: Overall Military Justice Experience	109
Assessment of Discretion Used	109
Official Action(s) Taken Against the Alleged Perpetrator	110
Satisfaction With Official Action(s) Taken Against the Alleged Perpetrator	111
Ease of Military Justice Process	112
Most Helpful Resources Received During Military Justice Process	116
Least Helpful Resources Received During the Military Justice Process.....	117

Table of Contents (Continued)

	<u>Page</u>
Preparedness for the Military Justice Process.....	118
Individuals and/or Services Beneficial in Preparing for the Military Justice Process	121
Suggest Others Report Sexual Assault Based on Overall Experiences With Military Justice Process	122
Opportunities to Help Future Military Members Who Bring Forward a Report of Sexual Assault Through the Military Justice Process.....	123
Chapter 6: Expedited Transfer.....	127
Received an Expedited Transfer	127
Aspects of Life Following Expedited Transfer.....	128
Chapter 7: Discussion	131
Summary of Findings.....	131
Reporting Sexual Assault.....	131
Restricted Report Converted to Unrestricted Report.	131
Time Frame For Reporting and For Closed Cases.....	Error! Bookmark not defined.
Experience with SAPR Resources and Command.....	132
Interaction With SAPR Resources and Command.	132
Experience With Military Criminal Investigative Officers (MCIO).	132
Experience With Sexual Assault Response Coordinator (SARC).....	132
Experience With Uniformed Victim Advocate (UVA)/Victim Advocate (VA).	133
Experience With Special Victims' Counsel (SVC) or Victims' Legal Counsel (VLC).....	134
Experience With Unit Commander/Director.	135
Experience With Senior Enlisted Advisor and/or Immediate Supervisor ("Command").....	135
Experience With Military Trial Counsel.....	136
Experience With Victim Witness Assistance Provider (VWAP).	137
Outcomes Associated With Reporting.....	137
Perceived Professional Reprisal.....	137
Perceived Ostracism/Maltreatment.	138
Perceived Professional Reprisal and/or Perceived Ostracism/Maltreatment.....	139
Overall Military Justice Experience.....	141
Ease of and Preparedness for the Military Justice Process.	141
Suggest Others Report Sexual Assault Based on Overall Experiences With Military Justice Process.	141
Expedited Transfer.....	142
Expedited Transfer.....	142
Future Directions	142

Table of Contents (Continued)

	<u>Page</u>
References.....	143

Appendixes

A. Frequently Asked Questions	145
B. Service-Specific Language Presented on the Web Survey	151

List of Tables

1. Number of Respondents by Reporting Category	6
2. Behaviors in Line With Perceived Professional Reprisal Done by Leadership.....	87
3. Reasons That Leadership Took the Perceived Professional Reprisal Actions	89
4. Any Potential Ostracism or Potential Maltreatment Behaviors by Military Peers and/or Military Coworkers.....	95
5. Individual(s) Who Took the Action.....	96
6. Reasons Why Individual(s) Took the Potential Ostracism or Potential Maltreatment Actions.....	97
7. Impact of Perceived Ostracism/Maltreatment	98
8. Actions Following Negative Behaviors From Leadership or Military Peers	105
9. Actions Taken in Response to Discussion With a Supervisor/Chain of Command or as a Result of This Complaint.....	106
10. Respondents who Indicated Experiencing Perceived Professional Reprisal and/or Perceived Ostracism/Maltreatment and Chose not to File a Complaint	107

List of Figures

1. Example Figure	7
2. Type of Initial Report Made	10
3. Restricted Report Converted to Unrestricted Report	11
4. Conversion From Restricted to Unrestricted Report	11
5. Final Report Type	12
6. Time to Convert Restricted Report to Unrestricted Report	13
7. Alleged Perpetrator Was a Military Service Member.....	14
8. Time Frame for When Report Was Made.....	15
9. Time Frame for How Soon the Report Was Made After the Sexual Assault Occurred.....	16
10. Time Frame for When Sexual Assault Investigation Closed.....	17
11. Interaction With SAPR Resources and Command	19

Table of Contents (Continued)

	<u>Page</u>
12. Interaction With a SARC During the Military Justice Process.....	20
13. Interaction With a SARC During the Military Justice Process, by Time When Report Was Made	21
14. Assessment of Experiences With SARC	22
15. Satisfaction With SARC During the Military Justice Process.....	23
16. Satisfaction With SARC During the Military Justice Process, by Time When Report Was Made	24
17. Interaction With a UVA/VA During the Military Justice Process	25
18. Interaction With a UVA/VA During the Military Justice Process, by Time When Report Was Made	26
19. Type of UVA/VA the Respondent Interacted With.....	27
20. Type of UVA/VA the Respondent Interacted, by Time When Report Was Made.....	28
21. Assessment of Experiences With UVA	29
22. Satisfaction With UVA During the Military Justice Process.....	30
23. Satisfaction With UVA During the Military Justice Process, by Time When Report Was Made	31
24. Assessment of Experiences With VA	32
25. Satisfaction With VA During the Military Justice Process	33
26. Satisfaction With VA During the Military Justice Process, by Time When Report Was Made	34
27. Interaction With a Military Criminal Investigator After the Report of Sexual Assault.....	35
28. Interaction With a Military Criminal Investigator After the Report of Sexual Assault, by Time When Report Was Made	36
29. Assessment of Experiences With Military Criminal Investigator	37
30. Overall Information Provided by the Military Criminal Investigator.....	38
31. Satisfaction With Military Criminal Investigators During the Criminal Investigation Process	39
32. Satisfaction With Military Criminal Investigators During the Criminal Investigation Process, by Time When Report Was Made	40
33. Interaction With a Military Trial Counsel	41
34. Interaction With a Military Trial Counsel, by Time When Report Was Made	42
35. Overall Information Provided by the Military Trial Counsel	43
36. Assessment of Experiences With Military Trial Counsel.....	44
37. Satisfaction With Military Trial Counsel During the Military Justice Process	45
38. Satisfaction With Military Trial Counsel During the Military Justice Process, by Time When Report Was Made	46
39. Interaction With SVC/VLC	47
40. Interaction With SVC/VLC, by Time When Report Was Made	48
41. Awareness and Influence of SVC/VLC Prior to Report.....	48
42. Awareness of SVC/VLC Prior to Report.....	49

Table of Contents (Continued)

	<u>Page</u>
43. Awareness of SVC/VLC Prior to Report, by Time When Report Was Made.....	50
44. Influence of Services Offered by SVC/VLC Prior to Report	51
45. Influence of Services Offered by SVC/VLC Prior to Report, by Time When Report Was Made	52
46. Assignment of SVC/VLC	52
47. Assignment of SVC/VLC, by Time When Report Was Made	53
48. Assessment of Experiences With SVC/VLC	54
49. Overall Role of SVC/VLC	55
50. Satisfaction With SVC/VLC	56
51. Satisfaction With SVC/VLC, by Time When Report Was Made.....	57
52. Interaction With a VWAP.....	58
53. Interaction With a VWAP, by Time When Report Was Made.....	59
54. Overall Role of VWAP	60
55. Assessment of Experiences With VWAP	61
56. Satisfaction With a VWAP	62
57. Satisfaction With a VWAP, by Time When Report Was Made	63
58. Interaction With Unit Commander/Director	64
59. Interaction With Unit Commander/Director, by Time When Report Was Made.....	65
60. Assessment of Experiences With Unit Commander/Director	66
61. Satisfaction With Unit Commander/Director	67
62. Satisfaction With Unit Commander/Director, by Time When Report Was Made	68
63. Interaction With Immediate Supervisor.....	68
64. Interaction With Immediate Supervisor, by Time When Report Was Made.....	69
65. Interaction With Senior Enlisted Advisor.....	70
66. Interaction With Senior Enlisted Advisor, by Time When Report Was Made.....	71
67. Interaction With Immediate Supervisor and/or Senior Enlisted Advisor	71
68. Interaction With Immediate Supervisor and/or Senior Enlisted Advisor, by Time When Report Was Made.....	72
69. Assessment of Experiences With Immediate Supervisor and/or Senior Enlisted Advisor.....	73
70. Satisfaction With Immediate Supervisor and/or Senior Enlisted Advisor.....	74
71. Satisfaction With Immediate Supervisor and/or Senior Enlisted Advisor, by Time When Report Was Made	75
72. Construction of Perceived Professional Reprisal Rate	80
73. Construction of Perceived Ostracism Rate	81
74. Construction of Perceived Maltreatment Rate	82
75. Construction of Perceived Ostracism/Maltreatment Rate.....	83
76. Construction of Perceived Professional Reprisal and/or Perceived Ostracism/ Maltreatment Rate.....	84
77. 2015 Perceived Professional Reprisal Rate of MIJES Respondents	85

Table of Contents (Continued)

	<u>Page</u>
78. 2015 Perceived Professional Reprisal Rate of MIJES Respondents, by Time When Report Was Made	86
79. Reasons Why Leadership Took the Actions Aligned With Perceived Professional Reprisal	88
80. Individual(s) Who Took the Action	90
81. Perceived Harm to Career	91
82. Perceived Harm to Career, by Time When Report Was Made	92
83. 2015 Perceived Ostracism/Maltreatment Rate of MIJES Respondents	93
84. 2015 Perceived Ostracism/Maltreatment Rate of MIJES Respondents, by Time When Report Was Made	94
85. Actions Involving Social Media	99
86. Actions Involving Social Media, by Time When Report Was Made	100
87. 2015 Perceived Professional Reprisal and/or Perceived Ostracism/Maltreatment Rate of MIJES Respondents	101
88. Venn Diagram of Perceived Professional Reprisal and Perceived Ostracism/Maltreatment	102
89. 2015 Perceived Professional Reprisal and/or Perceived Ostracism/Maltreatment Rate of MIJES Respondents, by Time When Report Was Made	103
90. Actions Taken by Survivor Following Negative Reactions	104
91. Assessment of Discretion Used	109
92. Official Action(s) Taken Against the Alleged Perpetrator	111
93. Satisfaction With Official Action(s) Taken Against the Alleged Perpetrator	111
94. Satisfaction With Official Action(s) Taken Against the Alleged Perpetrator, by Time When Report Was Made	112
95. Ease of Military Justice Process	113
96. Ease of Military Justice Process, by Time When Report Was Made	114
97. Preparedness for the Military Justice Process	118
98. Preparedness for the Military Justice Process, by Time When Report Was Made	119
99. Individuals and/or Services Beneficial in Preparing for the Military Justice Process	121
100. Recommendation to Make a Report Based on Overall Experiences With Military Justice Process	122
101. Recommendation to Make a Report Based on Overall Experiences With Military Justice Process, by Time When Report Was Made	123
102. Received an Expedited Transfer	127
103. Received an Expedited Transfer, by Time When Report Was Made	128
104. Aspects of Life Following Expedited Transfer	129
105. Experience With MCIO(s)	132
106. Experience With a SARC	133
107. Experience With a UVA/VA	134
108. Experience With a SVC/VLC	135

Table of Contents (Continued)

	<u>Page</u>
109. Experience With a Unit Commander/Director	135
110. Experience With Senior Enlisted Advisor and/or Immediate Supervisor	136
111. Experience With Military Trial Counsel.....	137
112. Experience With VWAP.....	137
113. Rate of Perceived Professional Reprisal	138
114. Rate of Perceived Ostracism/Maltreatment	139
115. Rate of Perceived Professional Reprisal and/or Perceived Ostracism/Maltreatment	141

Chapter 1: Study Background and Design

The Department of Defense (DoD) has a strong commitment to providing Sexual Assault Prevention and Response (SAPR) resources and services to all military members who report a sexual assault. Over the years, the Department, under the guidance of the DoD Sexual Assault Prevention and Response Office (SAPRO), has worked to create and improve programs in an effort to provide support to military sexual assault survivors. The Military Investigation and Justice Experience Survey (*MIJES*) is the first DoD-wide survey effort designed to assess the investigative and legal processes experienced by military members that have made a formal report of sexual assault. This overview report for the *2015 MIJES* is based on findings from investigations that were closed/adjudicated during Quarter 3 and Quarter 4 of fiscal year 2014 (FY2014) and Quarter 1 and Quarter 2 of fiscal year 2015 (FY2015).

Study Background

This overview report discusses findings from the *2015 MIJES*, which includes data collected from August 31 to December 4, 2015. The *2015 MIJES* is designed to assess the investigative and legal processes experienced by military members that have made a formal report of sexual assault. This survey was conducted in response to a Secretary of Defense Directive requiring that a standardized and voluntary survey for military members who brought forward a report of sexual assault be developed and regularly administered to “provide the sexual assault victim/survivor the opportunity to assess and provide feedback on their experiences with (Sexual Assault Prevention and Response) SAPR victim assistance, the military health system, the military justice process, and other areas of support” (Secretary of Defense, 2014). The Defense Research, Surveys, and Statistics Center (RSSC) within the Defense Manpower Data Center (DMDC) was tasked with this effort. For over 25 years, RSSC has been DoD’s lead organization for conducting impartial and objective scientific survey and focus group research on a number of topics of interest to the Department.

By focusing on military members who made a formal report of sexual assault and have a closed case (e.g., investigation done, disposition complete, and case information entered into the Defense Sexual Assault Incident Database [DSAID]), DMDC is assessing the military justice experiences of a unique population that has not previously been studied. The *2015 MIJES* was designed with input from SAPR representatives from the DoD, the Services, the National Guard Bureau, the Office of Inspector General, and other DoD stakeholders. All representatives had a shared goal of gathering accurate data on the experiences of military members who brought forward a report of sexual assault, while balancing respect for the military member and the need for anonymity. The *MIJES* is not intended to be a probability-based survey (i.e., employing statistical sampling and weighting). It is an anonymous effort providing the responding military members maximum protection of their privacy concerns. This is the only formal assessment of this population across DoD, including active duty and Reserve component members.

The *MIJES* fielded in the last quarter of FY2015 in order to capture initial findings from those eligible military members that made a formal report of sexual assault any time after October 1,

2013. This is an ongoing survey, therefore data will continue to be collected and reported out by fiscal year. The survey focuses on experiences with the military investigation and justice process only and does not ask military members questions about the circumstances or details of the assault. This chapter outlines report content by chapter and provides an overview of the 2015 *MIJES* methodology. References to perpetrator/offender throughout this report should be interpreted as “alleged perpetrator” or “alleged offender” because without knowing the specific outcomes of particular allegations, the presumption of innocence applies unless there is an adjudication of guilt. References to “sexual assault” throughout the report do not imply legal definitions for sexual assault. Additionally, references to “retaliation,” “reprisal,” “ostracism” or “maltreatment,” or perceptions thereof, are based on the negative behaviors as reported by the survey respondents; without knowing more about the specifics of particular cases or reports, this data should not be construed as substantiated allegations of reprisal, ostracism, or maltreatment.

Survey Content by Chapter

The goal of the *MIJES* is to hear directly from military members in the active duty, Reserve, and National Guard, who made a formal report of sexual assault and have a closed case, about the investigative and legal processes they experienced. DMDC worked closely with representatives from DoD SAPRO and SAPR representatives across all of the Services and National Guard to create a survey that would enable the DoD to gauge whether the investigative and military justice processes are effectively meeting the needs of military members who bring forward a report of sexual assault. Areas that were of specific interest to the Department were: the reporting process and details about the military member’s choice to report; experience and satisfaction with specific SAPR resources (including Sexual Assault Response Coordinators [SARCs], Uniformed Victims’ Advocates/Victims’ Advocates [UVAs/VAs], military criminal investigators, military trial counsel, Special Victims’ Counsel [SVC]/Victims’ Legal Counsel [VLC], and Victim Witness Assistance Providers [VWAP]) as well as the military member’s command; outcomes associated with reporting (e.g., perceived professional reprisal, ostracism, and maltreatment as a result of reporting a sexual assault); satisfaction with the overall military justice experience; and experiences with expedited transfers. With these interests in mind, the *MIJES* was developed to provide self-reported details related to the overall military justice experience of military members who brought forward a report of sexual assault.

Specific topics covered in this report are organized across six chapters:

- Chapter 2 summarizes the type of report initially made by the eligible respondent,⁹ and for those respondents who made a restricted report, whether their report was converted to an unrestricted report and the time frame in which it was converted. Additionally, this chapter highlights whether their report resulted in a criminal investigation by a Military Criminal Investigative Organization (MCIO), indication that at least one alleged perpetrator of the reported sexual assault was a military member, the time frame for when their report was made in relation to the sexual assault, whether the respondent

⁹ Respondents who were not currently uniformed military members, whose report did not result in a criminal investigation by a Military Criminal Investigative Organization, whose alleged perpetrator was not a military member, and who chose not to participate in the investigation or military justice process were ineligible (2015 Q1, Q10, Q11, Q14 *MIJES*).

participated in any part of the investigation or military justice process for their sexual assault case, and the time frame in which the sexual assault investigation was closed.

- Chapter 3 summarizes the experiences, satisfaction, and interactions of respondents with SAPR resources and command during the military justice process. Specific SAPR resources include the SARC, UVA/VA, military criminal investigators, military trial counsel, SVC/VLCs, and Victim Witness Assistance Providers (VWAP). Command includes the respondent's unit commander/director or other member of their chain of command including senior enlisted advisor or immediate supervisor.
- Chapter 4 summarizes other perceived outcomes associated with reporting, specifically behaviorally-based questions designed to capture examples of perceived professional reprisal, perceived ostracism, and perceived maltreatment as a result of reporting a sexual assault along with questions regarding who took the action(s), overall perceived impact of these experiences on the respondent's career, involvement of social media, and actions that may have occurred as a result of these perceived behaviors. The estimates presented in this chapter reflect the respondents' perceptions about a negative experience associated with their reporting of a sexual assault and not necessarily a reported or legally substantiated incident of retaliation.
- Chapter 5 summarizes the experiences of respondents with the overall military justice process. This includes the respondent's awareness of individuals involved with the case using discretion, questions regarding official actions taken, and overall perceptions about the military justice process.
- Chapter 6 summarizes the experiences of respondents with expedited transfers and whether an expedited transfer was a useful strategy to improve aspects of life.
- Chapter 7 provides a summary of all findings.

Appendix A contains Frequently Asked Questions (FAQs). Appendix B includes the dynamic Service-specific language presented on the web survey.

Methodology

DMDC conducts both web-based and paper-and-pen surveys to support the personnel information needs of the Under Secretary of Defense for Personnel and Readiness (USD[P&R]). These surveys assess the attitudes and opinions of the entire DoD community on a wide range of personnel issues. This section details the methodology employed for the *2015 MIJES*.

Population and Reporting Categories

The population of interest for the *2015 MIJES* was current uniformed military members who had a closed case (e.g., investigation done, disposition complete, and case information entered into DSAID) between April 1, 2014 and March 31, 2015 (FY14 Q3–FY15 Q2).¹⁰ Uniformed military members include members of the active duty (Army, Navy, Marine Corps, and Air

¹⁰ The total eligible sample number was 2,220 members.

Force), the Reserve (Army Reserve, Navy Reserve, Marine Corps Reserve, and Air Force Reserve), and the National Guard (Army National Guard and Air National Guard). Additionally, respondents who were not currently uniformed military members, whose report did not result in a criminal investigation by an MCIO, whose alleged perpetrator was not a military member, or who chose not to participate in the investigation or military justice process were ineligible.¹¹ All respondents who met the above criteria were eligible to participate in the survey.

Results are presented in this report at the Total DoD level and not broken out for each Service. Where applicable, the time frame when the respondent made their report is also presented.¹² Survey items were constructed to be dynamic on the web survey so as to match the Service-specific resources available to each respondent. For example, for items that referenced “Uniformed Victims’ Advocate/Victims’ Advocate,” Army and Army Reserve respondents saw “SHARP Victim Advocate” and Navy and Navy Reserve respondents saw “Unit Sexual Assault Prevention and Response Victim Advocate (Unit SAPR VA) or Sexual Assault Prevention and Response Victims’ Advocate (SAPR VA).” The Tabulation of Responses (DMDC, 2016) includes the glossary of specific language presented on the paper survey; both the Tabulation of Responses and Appendix B include the dynamic text used on the web version of the survey.

The *MIJES* is an ongoing survey of military members who made a formal report of sexual assault and have a closed case (e.g., investigation done, disposition complete, and case information entered into DSAID) since October 1, 2013,¹³ and who are still uniformed military members. The survey opened August 31, 2015 and therefore represents initial data for FY15. This survey was conducted across all DoD components including the Reserve/National Guard members. As previously mentioned, the *2015 MIJES* was designed with input from a wide range of SAPR representatives with a shared goal of gathering accurate data on experiences of military members who brought forward a report of sexual assault, while balancing respect for the military member and the need for anonymity. As such, the *2015 MIJES* is an anonymous and voluntary survey and does not use scientific sampling/weighting which would allow generalizability to the full population of military members who have participated in the military investigative and justice processes. Although not generalizable to the full population of military sexual assault survivors, *MIJES* results provide a rich data source based on the responses of hundreds of military members who brought forward a report of sexual assault; data that has not previously been available.

The survey administration process began on August 31, 2015, with an e-mail announcement message to military members in the sample.¹⁴ This announcement e-mail explained the *2015*

¹¹ *2015 MIJES* Q1, Q10, Q11, Q14.

¹² Full results of data provided in the 2015 Military Investigation and Justice Experience Survey: Tabulations of Responses: August 31–December 4, 2015 (DMDC, 2016).

¹³ There is a distinction between eligibility of respondents and the availability of the data in DSAID. Data were collected on military members whose investigation was completed in FY14 and FY15, therefore to be eligible for *MIJES*, a military member’s case had to be completed after October 1, 2013. However, the sample for the *2015 MIJES* included military members whose cases were entered into DSAID during Q3/Q4 of 2014 (beginning April 1, 2014) and Q1/Q2 of 2015 (through March 31, 2015).

¹⁴ Prior to administration, a notification e-mail was sent to sample members by SAPRO Director, Major General Nichols, to validate the survey’s legitimacy as well as to make sample members aware that they would be receiving the survey via email or FedEx package. FedEx was used to increase response rates and to provide additional assurance that the survivor alone (e.g., not a family member, roommate) would receive the survey package. The use

MIJES data collection effort, why the survey was being conducted, how the survey information would be used, how to access the survey, why participation was important, as well as information about how to opt out of the survey if the sample member did not want to participate. Throughout the administration period, a limited number of additional e-mail reminders were sent to sample members to remind them of the survey effort and to encourage them to take the survey. This anonymous survey was administered via the web and paper-and-pen. Data were collected via the web between August 31, 2015 and December 4, 2015. Data were collected via paper-and-pen surveys between September 14, 2015 and November 30, 2015.¹⁵

The initial population for the 2015 *MIJES* consisted of 3,025 military members who brought forward a report of sexual assault who had a closed case (e.g., investigation done, disposition completed, and case information entered into DSAID) between April 1, 2014 and March 31, 2015 (FY14 Q3–FY15 Q2). Of the 3,025 military members in the initial sample, 2,220 were current military members as of the DMDC June 2015 Active Duty Master File (ADMF) or Reserve Master File (RMF) and therefore comprised the eligible sample population. Those who were no longer members of the military as of the June ADMF and RMF were not surveyed. DMDC used contact data to ensure the survey was directed to eligible respondents, however it was not used for any part of the data collection effort and all survey responses received (on both web and paper surveys) were completely anonymous. DMDC maintained response anonymity by breaking the link between the sample members' addresses and the survey returns to ensure there was no way to link the respondents' identities to their responses. Additionally, disclosure protection was afforded by the DMDC policy on sharing data and management of data per regulations.¹⁶

The 2015 *MIJES* had 323 completed surveys (257 completed web surveys and 66 completed paper surveys) during the administration period. Results in this report are presented at the Total DoD level, and where applicable, the time frame when the respondent made their report. Table 1 shows the number of respondents for the 2015 *MIJES* broken out by individual reporting categories: Total DoD, Gender, Service, Age, and Time When Report Was Made.

- Gender is broken out into two categories: male and female.
- Service is broken out into five categories: Army, Navy, Marine Corps, Air Force, and National Guard. Reserve members are included in the Service totals (e.g., Army Reserve is included in the Army results). National Guard results include both Army National Guard and Air National Guard.
- Age is broken out into three groups: 24 Years Old and Younger, 25-33 Years Old, and 34 Years Old and Older.

of FedEx was based on its successful use in survey administration by the DoD Millennium Cohort Survey Project conducted by Naval Health Research Center.

¹⁵ All sample members who had not taken the survey by early September received a paper survey via FedEx. The package required the recipient's signature to ensure the sample member was the only one to receive the package in order to maximize privacy.

¹⁶ DMDC (2014). The Office of the Under Secretary of Defense (Personnel and Readiness) Research Regulatory Oversight Office reviewed the *MIJES* and determined that the study was not research involving human subjects according to Department of Defense Instruction 3216.02.

- Time When Report Was Made includes three categories: Pre-FY14, FY14, and FY15. For the 2015 MIJES, this is based on when the *final* report was made.¹⁷ Respondents who made their report before October 1, 2013 are included in *Pre-FY14*; respondents who made their report between October 1, 2013 and September 30, 2014 are included in *FY14*; and respondents who made their report between October 1, 2014 and March 31, 2015 are included in *FY15*.

Table 1.
Number of Respondents by Reporting Category

	Count	Percent
Total DoD	323	100%
Gender		
Men	39	12%
Women	284	88%
Service/Component		
Army	107	33%
Navy	72	22%
Marine Corps	31	10%
Air Force	102	32%
National Guard	9	3%
Age		
24 Years Old and Younger	132	41%
25-33 Years Old	146	45%
34 Years Old and Older	45	14%
Time When Report Was Made		
Pre-FY14	134	41%
FY14	152	47%
FY15	34	11%

Note. Some reporting category percentages may not add up to 100% due to item nonresponse and/or rounding. Respondents who were not currently uniformed military members, whose report did not result in a criminal investigation by n MCIO, whose alleged perpetrator was not a military member, and who chose not to participate in the investigation or military justice process were ineligible (2015 Q1, Q10, Q11, Q14 MIJES).

For the MIJES, submitted surveys are included in results if they are “complete,” which is defined as answering 50% or more of the questions asked of all respondents. Results from this survey represent the experiences of survey respondents only and cannot be generalized to the population of all military sexual assault survivors. For some categories, cell sizes were too small to report results without potentially identifying a respondent. In these cases, the cell will reflect “NR” for

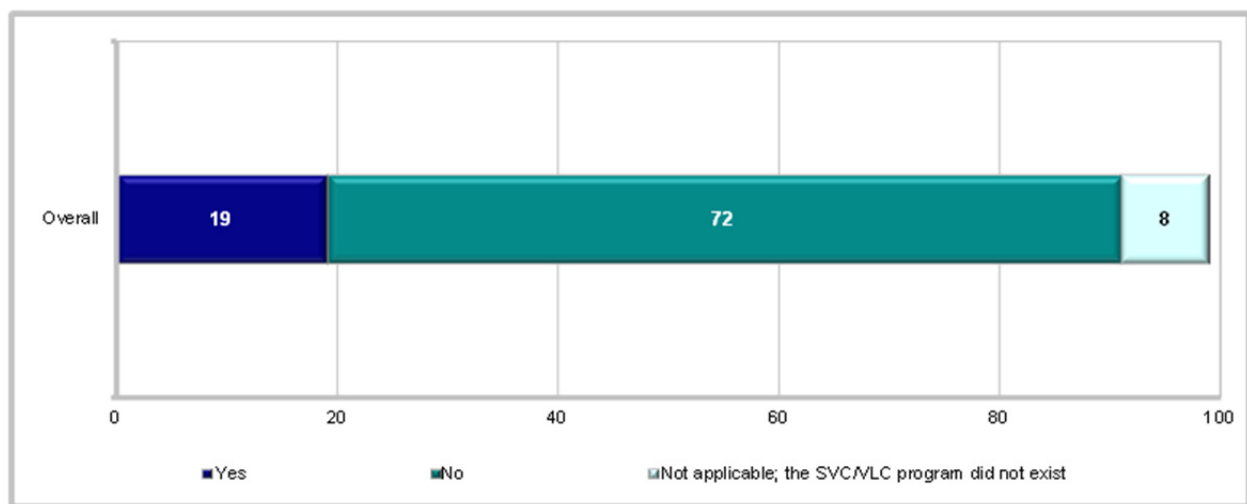
¹⁷ A military member who initially makes a restricted report may decide to convert the report to unrestricted. Alternatively, a military member may have their report involuntarily converted if the command or law enforcement is made aware of the incident. Therefore, *final* report indicates the type of report last made by the respondent.

“Not Reportable.” Due to the anonymous nature of the survey, no administrative data was used to confirm the Service, gender, or paygrade of respondents. Therefore, data in these categories are classified according to self-reported data.

Presentation of Results

Each finding in the 2015 MIJES is presented in graphical form. Elongated bar charts in this report may not extend to the 100% end of the scale due to rounding. As seen in Figure 1, if this occurs, there is a small space between the bar chart and the end of the chart for results.

Figure 1.
Example Figure



2015 MIJES Q36

Percent of respondents who took the survey and interacted with a SVC/VLC during the military justice process. Eligible number of respondents who answered the question is 196.

As the data from the 2015 MIJES are unweighted, results may reflect a “true” 0% (i.e., no respondents endorsed the option). This will be reflected in text and chart form as “0.”

Comparative Analysis

All military members who brought forward a report of sexual assault who met the eligibility criteria during the targeted time frame, and were current military members as of June 2015 were invited to participate in the 2015 MIJES; however, because the 2015 MIJES is an anonymous survey, no scientific sampling/weighting was performed, and therefore no margins of error were calculated. Therefore, caution should be taken when interpreting results based on small numbers.

Military members represented in the 2015 MIJES may have made a report any time between October 2013 and March 2015. Because many services, resources, and policies were not in place prior to FY15, findings presented by fiscal year will be provided where possible as they may be informative. However, all differences between fiscal years should be interpreted with caution as

they are only averages of responses from military members who chose to participate in the survey. As data in the survey were not scientifically weighted, calculating statistical differences is not advisable, and therefore DMDC cannot say with scientific certainty that findings between fiscal years are statistically significantly different. Caution should also be taken when interpreting differences between fiscal years due to the small respondent sample that made a report in FY15, as only half of the fiscal year (Q1 and Q2) was captured for the purposes of the survey. As seen in Table 1, of the 323 respondents who took the survey, 41% (134 respondents) made their report Pre-FY14, 47% (152 respondents) made their report in FY14, and 11% (34 respondents) made their report in FY15. Full fiscal year findings for FY15 will be provided in the 2016 MIJES report.

Qualitative Analyses

Within 2015 MIJES, seven open-ended questions asked respondents to provide additional details or to make suggestions for improvement. For example, Question 74 asked all respondents to specify which services received during the military justice process were the most useful to them. Other questions asked for suggestions for improvements. For example, Question 79 asked all respondents to specify what the DoD could do to help future survivors of sexual assault through the military justice process.

Each open-ended question was content analyzed using NVivo, a qualitative data analysis software package produced by QSR International, which is used as a grouping and validation tool that provides comprehensive coverage of topics for summaries of findings—to identify the major themes or concerns expressed.¹⁸ Because not every respondent left comments, no attempt was made to quantify comments or make general assertions about the population of respondents based on the comments. However, the summaries of these comments provide insights for consideration by the Department. The summaries, where applicable, also include the time they indicated their report was made (Pre-FY14, FY14, and FY15).

Summary

The following chapters provide initial results from the 2015 MIJES. As mentioned, findings from this survey only reflect data from the sample members who responded to the survey and cannot be generalized to all military survivors of sexual assault. Overall, from August 31 to December 4, 2015, the 2015 MIJES had 323 completed surveys (257 completed web surveys and 66 completed paper surveys). The MIJES is an ongoing survey effort and results will continue to be reported out each fiscal year.

¹⁸ NVivo by QSR International Pty Ltd., Version 10, 2012.

Chapter 2: Reporting Sexual Assault

This chapter provides information on the method used by the respondent to report the sexual assault. The Department offers military members who experienced a sexual assault two options for formal reporting: *restricted* and *unrestricted* reporting. *Restricted* reporting allows military members to access medical care, mental health care, and advocacy services, without initiating a criminal investigation or notifying their command. An *unrestricted* report allows military members to access the same care as those who file a restricted report, but the report is also referred for investigation to a Military Criminal Investigative Organization (MCIO) and the military member's command is notified of the incident. Military members may also initially make a restricted report, but may later choose to convert this report to an unrestricted report in order to initiate an investigation. Conversely, once a military member makes an unrestricted report, he/she cannot convert this to a restricted report. Respondents who were not currently uniformed military members, whose report did not result in a criminal investigation by an MCIO, whose alleged perpetrator was not a military member, and who chose not to participate in the investigation or military justice process were ineligible.¹⁹

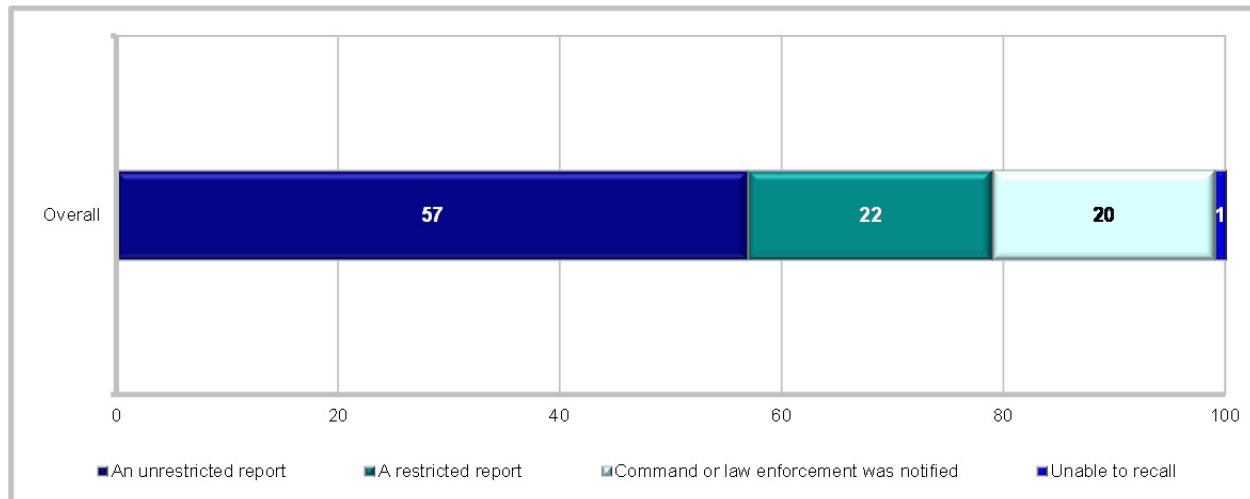
Type of Initial Report

This section includes data on the type of initial report respondents made; for respondents who made a restricted report, whether their report was converted to an unrestricted report, and the time frame in which it was converted; whether the report resulted in a criminal investigation by an MCIO; indication that at least one alleged perpetrator of the reported sexual assault was a military member; time frame for when the report was made in relation to the sexual assault; whether the respondents participated in any part of the investigation or military justice process for their sexual assault case; and when the sexual assault investigation was closed. Results are presented for survey respondents at the Total DoD level.

More than half (57%) of respondents indicated they initially made an *unrestricted report*, whereas a little more than one-fifth (22%) indicated they initially made a *restricted report* and one-fifth (20%) indicated that *command or law enforcement was notified before they could make a reporting option choice* (Figure 2). Only 1% were *unable to recall* what type of initial report they made.

¹⁹ 2015 MIJES Q1, Q10, Q11, and Q14.

Figure 2.
Type of Initial Report Made



2015 MIJES Q7

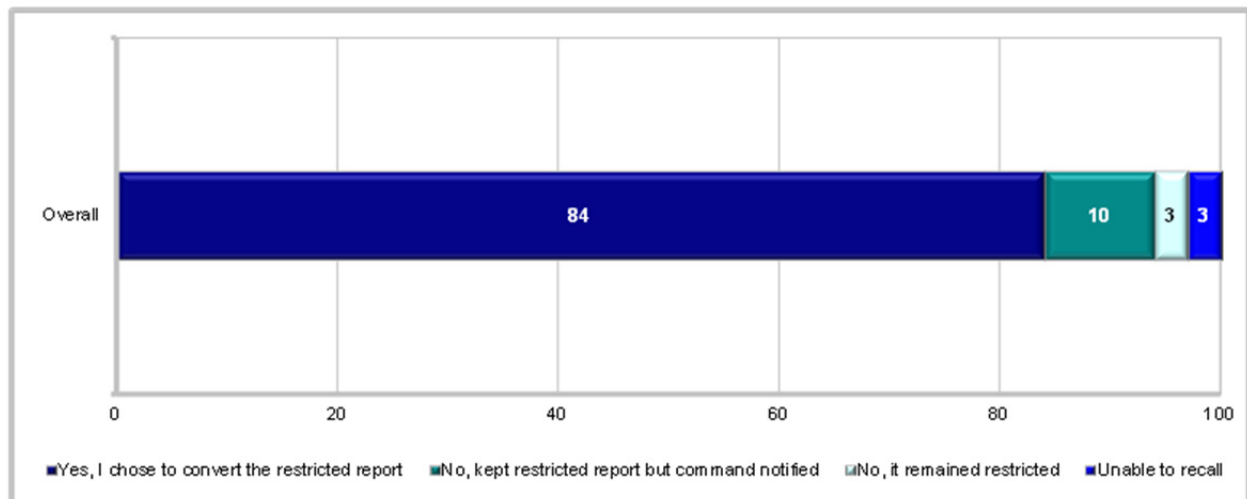
Percent of all respondents who took the survey. Eligible number of respondents who answered the question is 321.

Restricted Report Converted to Unrestricted Report

As mentioned, a military member who initially makes a restricted report may decide to convert the report to unrestricted in order to initiate an investigation by an MCIO. Alternatively, if command or law enforcement is made aware of the incident, an investigation may occur without the military member's concurrence. In this case, the report may be converted to an unrestricted report, although the initiation of an investigation does not automatically result in a conversion of report type.

The survey asked respondents to indicate whether their restricted report was converted to an unrestricted report for any reason. Of the 22% of respondents who initially made a restricted report, the majority (84%) indicated *they chose to convert the restricted report to an unrestricted report*, one-tenth (10%) indicated *they kept their restricted report but command was notified about the sexual assault without their participation*, 3% indicated that their report *remained restricted*, and 3% were *unable to recall* (Figure 3).

Figure 3.
Restricted Report Converted to Unrestricted Report

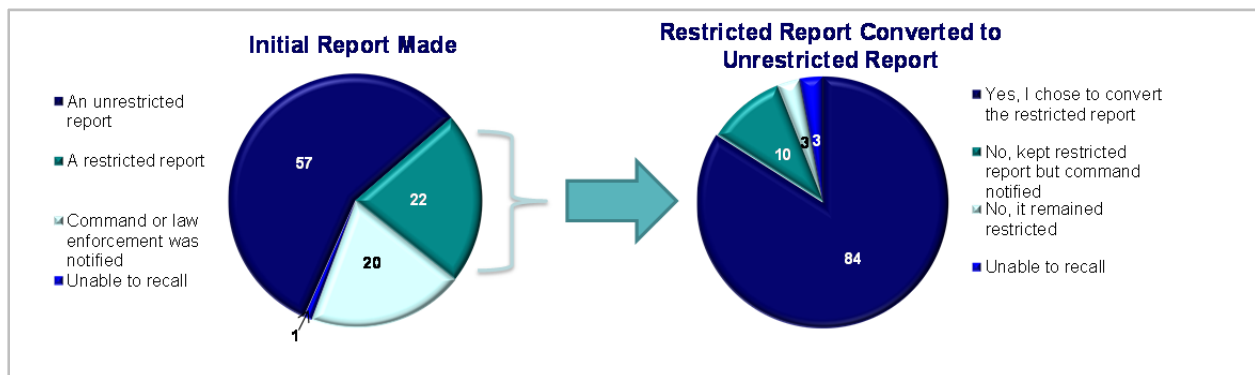


2015 MIJES Q8

Percent of respondents who took the survey and made a restricted report. Eligible number of respondents who answered the question is 70.

Figure 4 shows the progression and percentages of conversion of respondents' reports from restricted to unrestricted, seen in Figure 2 and Figure 3. As shown, of the 22% of respondents who initially made a restricted report, the vast majority (94%) indicated that their report was converted to unrestricted (84% by choice, 10% indicated command was notified).

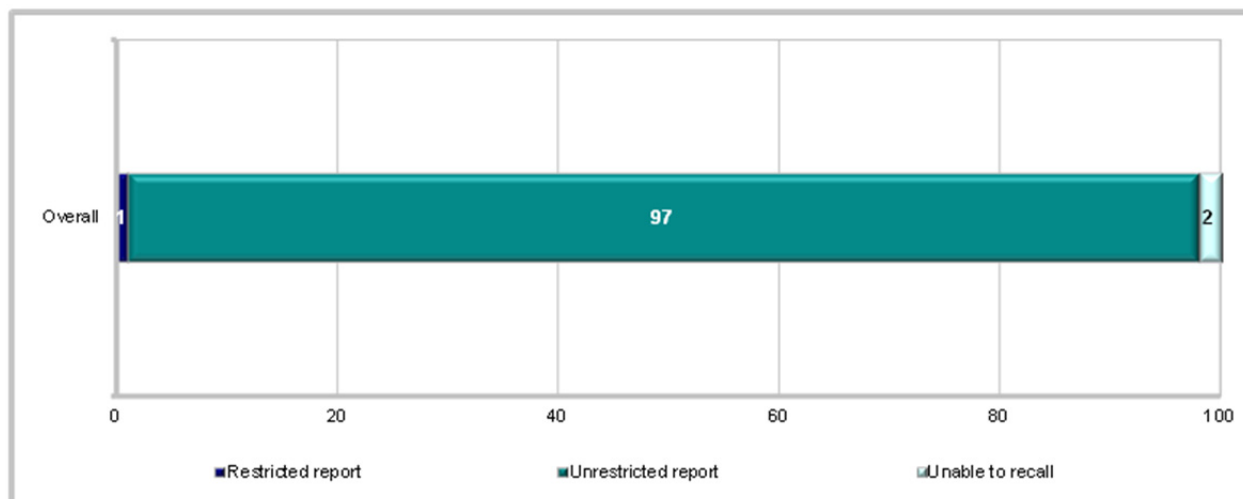
Figure 4.
Conversion From Restricted to Unrestricted Report



Final Report Type

The vast majority (97%) of respondents indicated their final report, including those restricted reports that were converted to unrestricted, was an *unrestricted report*. One percent of respondents indicated *restricted report*, and 2% indicated they were *unable to recall* (Figure 5).

Figure 5.
Final Report Type



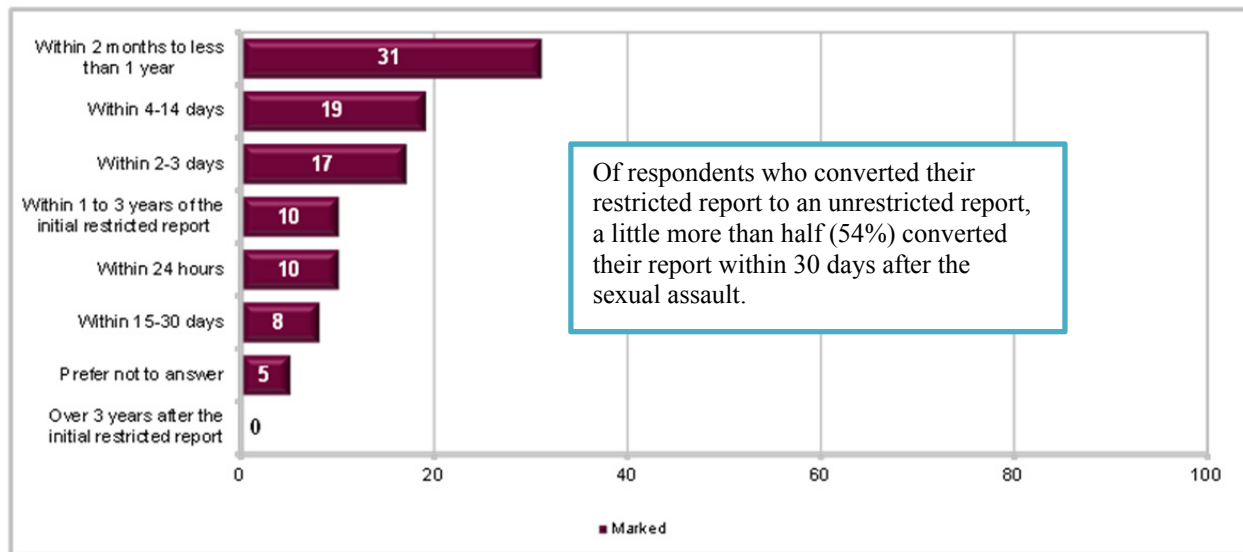
2015 MIJES Q7 and Q8

Percent of all respondents who took the survey and reported the sexual assault. Eligible number of respondents who answered the question is 322.

Time to Convert Restricted Report to Unrestricted Report

There are several factors that may impact a military member's decision to convert a restricted report to an unrestricted report. Therefore, military members might take their time in deciding whether or not to make this decision. As seen in Figure 6, for respondents who converted their restricted report to an unrestricted report, a little less than one-third (31%) indicated that they converted their report *within 2 months to less than 1 year* after the sexual assault occurred, a little less than one-fifth (19%) indicated *within 4-14 days*, 17% indicated *within 2-3 days*, one-tenth (10%) indicated *within 1 to 3 years of the initial restricted report*, one-tenth (10%) indicated *within 24 hours*, and 8% indicated *within 15-30 days*. No one indicated *over 3 years after the initial restricted report* and 5% indicated that they *prefer not to answer*.

Figure 6.
Time to Convert Restricted Report to Unrestricted Report



2015 MIJES Q9

Percent of respondents who took the survey and converted their restricted report to an unrestricted report. Eligible number of respondents is 59.

Details of Reporting

Respondents were asked to specify certain details about the report that they made. Specifically, they were asked whether their report resulted in a criminal investigation by an MCIO,²⁰ if at least one alleged perpetrator was a military member, the time frame for when they made their report, and how soon after the sexual assault occurred they chose to make their report.

Report Resulted in a Military Criminal Investigation

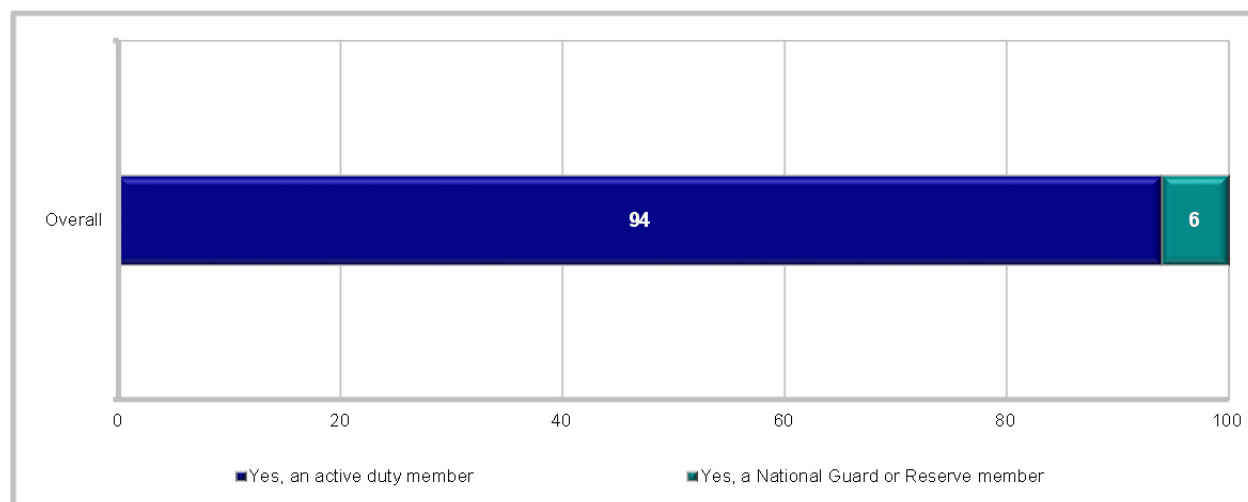
Per eligibility requirements, all respondents to the 2015 MIJES must have participated in a criminal investigation. Each Service has its own MCIO who conduct these investigations. To ensure eligibility, respondents were asked on the 2015 MIJES whether they made a formal report. Of respondents who made a formal report, 100% indicated that their report of sexual assault resulted in a criminal investigation by an MCIO.

Perpetrator Was a Military Member

An MCIO investigation is often dependent on whether the alleged perpetrator of the crime is a military member. Per eligibility requirements, all respondents to the 2015 MIJES must have indicated that at least one alleged perpetrator(s) was a military member. As seen in Figure 7, of respondents who made a formal report, the vast majority (94%) indicated that *yes, an active duty member* was the alleged perpetrator of the sexual assault and 6% indicated that *yes, a National Guard or Reserve member* was the alleged perpetrator.

²⁰ The MCIO for the Services is as follows: Criminal Investigation Command (CID) [Army], Naval Criminal Investigative Service (NCIS) [Navy/Marine Corps], and Office of Special Investigations (OSI) [Air Force].

Figure 7.
Alleged Perpetrator Was a Military Member



2015 MIJES Q11

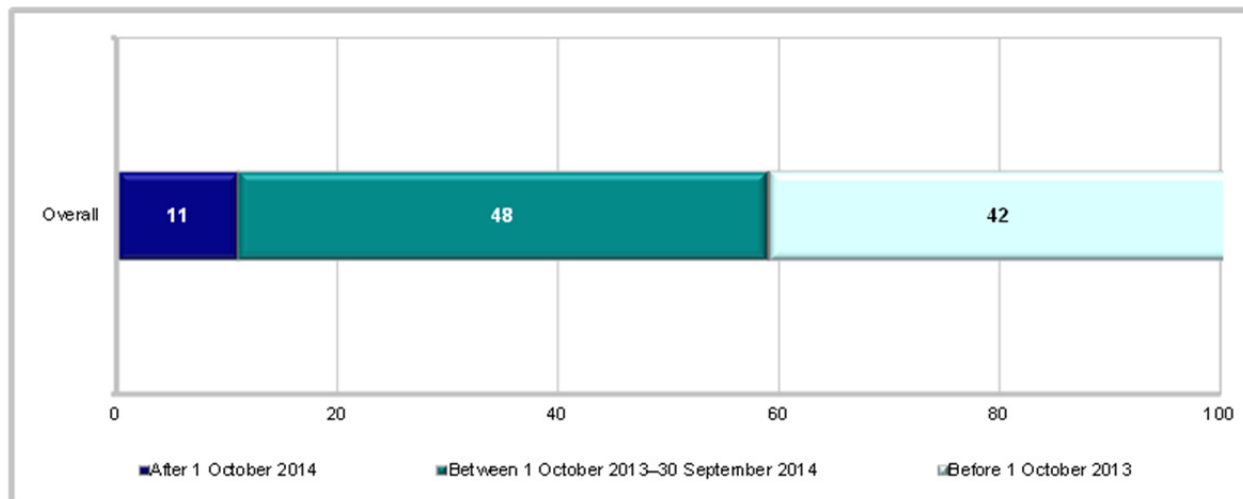
Percent of respondents who took the survey. Eligible number of respondents who answered the question is 322.

Time Frame for When Report Was Made

There have been many improvements and implementation of additional supports for military members in Sexual Assault and Prevention Response (SAPR) resources and programs over the last few years. In order for the Department to know which services were available to the military member immediately after their report of sexual assault, respondents were asked to indicate the time frame that most accurately represents when they reported their sexual assault.²¹ Of respondents who made a formal report, a little more than one-tenth (11%) indicated that their report was made *after 1 October 2014*, a little less than half (48%) indicated their report was made *between 1 October 2013–30 September 2014*, and 42% indicated their report was made *before 1 October 2013*.

²¹ Respondents who made an *unrestricted report*, were asked to provide information on that report. Those whose restricted report was *converted to an unrestricted report* were asked to provide information on the unrestricted report. Those whose report was *investigated before they could make a reporting option choice*, were asked to provide information for when the command was notified.

Figure 8.
Time Frame for When Report Was Made



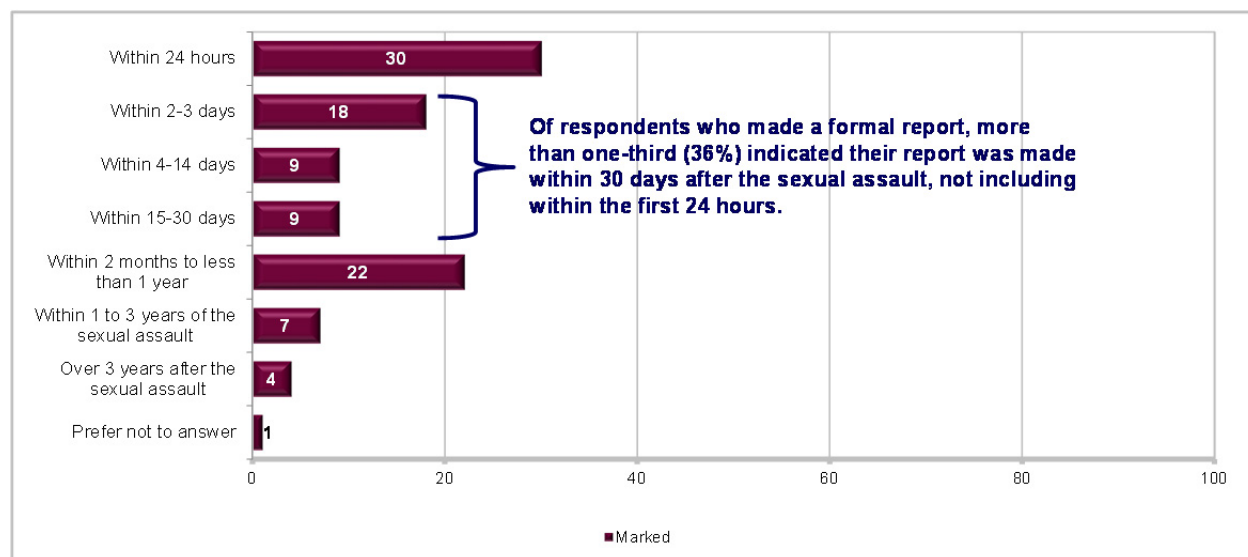
2015 MIJES Q12

Percent of respondents who took the survey. Eligible number of respondents who answered the question is 320.

Time Frame for How Soon the Report Was Made After the Sexual Assault Occurred

The length of time between when an assault occurs and when a report is made can often impact the outcome of an investigation. Therefore it is of interest to the Department to know how long after the assault most military members report. As seen in Figure 9, of respondents who made a formal report, a little less than one-third (30%) indicated their report was made *within 24 hours* of the sexual assault. A little less than one-fifth (18%) indicated that they made their report *within 2-3 days*, 9% indicated *within 4-14 days*, and 9% indicated *within 15-30 days*. A little more than one-fifth (22%) indicated that they made their report *within 2 months to less than 1 year* of the sexual assault occurring, 7% indicated *within 1 to 3 years of the sexual assault*, and 4% indicated that they chose to report *over 3 years after the sexual assault*. Only 1% indicated that they *preferred not to answer*.

Figure 9.
Time Frame for How Soon the Report Was Made After the Sexual Assault Occurred



2015 MIJES Q13

Percent of respondents who took the survey. Eligible number of respondents who answered the question is 321.

Military Justice Process Details

Throughout the remainder of the survey, respondents were asked about their experience with the “military justice process.” While agencies often work together when handling sexual assault cases, for the purposes of this survey, DMDC uses the term “military justice process” to include only the legal proceedings associated with the report of sexual assault, as separate from the investigation. It is up to military members to decide whether or not they want to participate in the military justice process, though participation often assists the investigation and legal proceedings. Respondents were asked whether they decided to participate in any part of the investigation or military justice process for their sexual assault case, and how long ago their sexual assault investigation was closed.

Participation in any Part of the Investigation of Military Justice Process

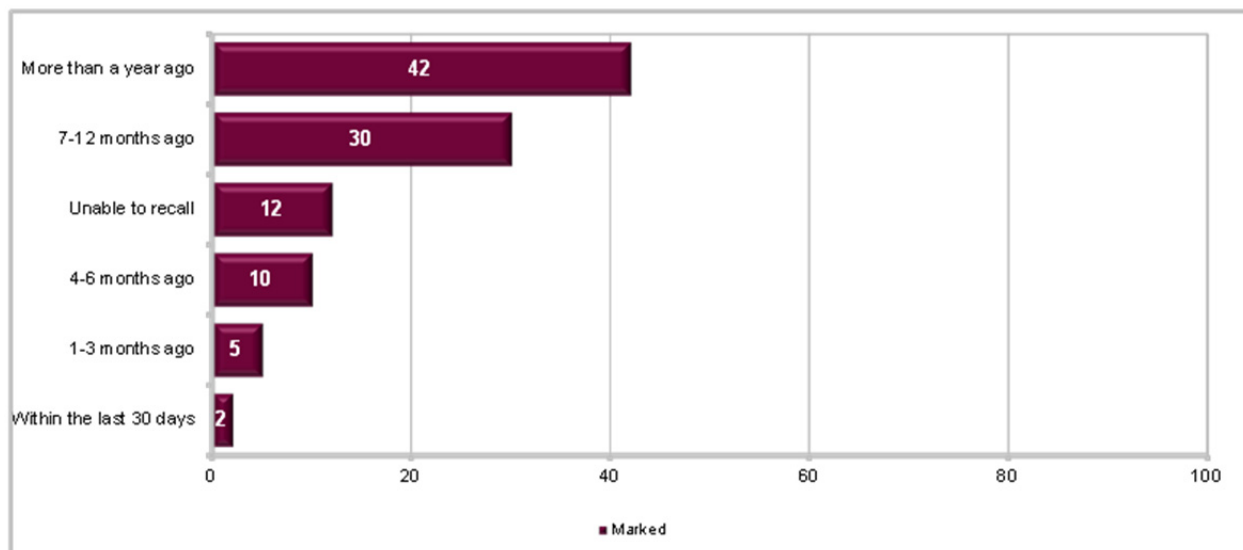
Per eligibility requirements, all respondents to the 2015 MIJES must have indicated that they participated in some part of the investigation and/or military justice processes. Of respondents who made a formal report, 100% indicated that *yes, they participated in all or some of the investigation and/or military justice process.*

Time Frame for When Sexual Assault Investigation Closed²²

Criteria for eligibility to take the 2015 MIJES includes SAPR personnel indicating that the military member's case had been closed in Defense Sexual Assault Incident Database (DSAID). However, often there is a delay in entering this information into DSAID, and DMDC cannot assure information is entered immediately after the case is closed. Therefore, the Department cannot rely on the date of DSAID entry to reflect the actual date of case-closure.

As seen in Figure 10, of respondents who made a formal report, 42% indicated that the investigation closed *more than a year ago*. A little less than one-third (30%) indicated the investigation closed *7-12 months ago*, one-tenth (10%) indicated *4-6 months ago*, 5% indicated *1-3 months ago*, and 2% indicated that their sexual assault investigation was closed *within the last 30 days* before taking the survey. A little more than one-tenth (12%) were *unable to recall* when their investigation was closed.

Figure 10.
Time Frame for When Sexual Assault Investigation Closed



2015 MIJES Q17

Percent of respondents who took the survey. Eligible number of respondents who answered the question is 318.

The following chapter reflects respondent's opinions about the SAPR resources and programs available to them during the military justice process.

²² If a respondent did not participate in the investigation, they are unable to gauge their satisfaction with resources and were, therefore, not included as an eligible respondent. Thus, questions 15 ("Were you assigned a Special Victims' Counsel (SVC) or Victims' Legal Counsel (VLC)") and 16 ("Why did you choose not to participate in the investigation or military justice process?") in the 2015 MIJES were not included in this report because they were designed to capture information on respondents who were ineligible for the survey. Similar questions were asked of eligible respondents.

Chapter 3:

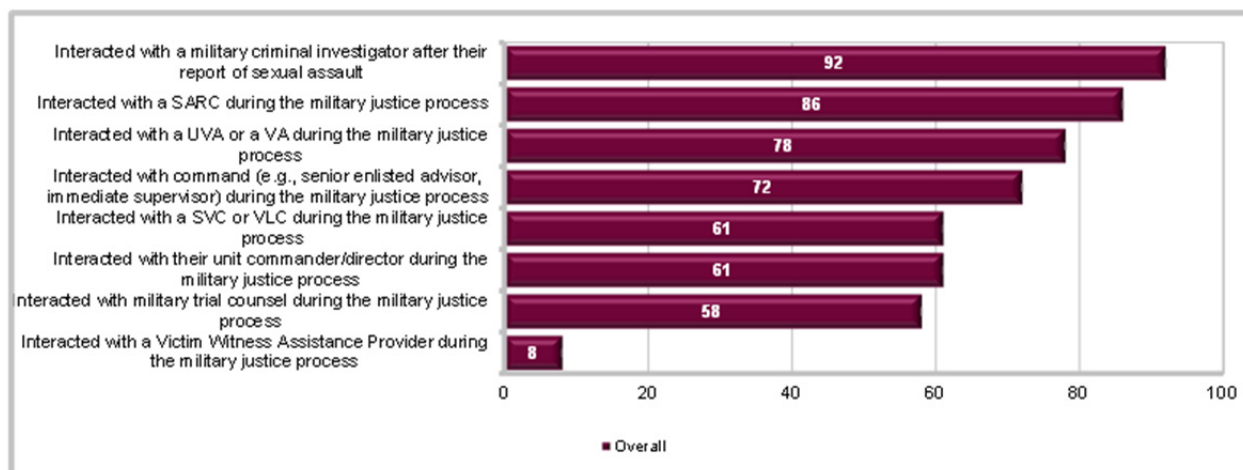
Experiences With Sexual Assault Prevention and Response (SAPR) Resources and Command

Military members who make an unrestricted report of sexual assault have a variety of resources available to them throughout the military justice process. This chapter provides information about the experiences and assessments of resources that respondents elected to use and interact with during the military justice process as well as experiences with command. SAPR resources include the Sexual Assault Response Coordinator (SARC), the Uniformed Victim Advocate (UVA)/Victim Advocate (VA), military criminal investigators, military trial counsel, Special Victims' Counsel (SVC) or Victims' Legal Counsel (VLC), and Victim Witness Assistance Provider (VWAP). Command includes the respondent's unit commander/director, and their immediate supervisor and/or senior enlisted advisor. Results are presented for respondents at the Total DoD level and, where applicable, the time frame when the respondent made their report.

Interaction With SAPR Resources and Command

As seen in Figure 11, the vast majority (92%) of respondents indicated *interacting with a military criminal investigator after their report of sexual assault*. The majority of respondents indicated interacting with a *SARC* (86%), a *UVA or a VA* (78%), and *command* (72%) during the military justice process. A little less than two-thirds indicated interacting with a *SVC or VLC* (61%) and *their unit commander/director* (61%) during the military justice process. More than half (58%) indicated interacting with *military trial counsel* during the military justice process. Fewer (8%) indicated that they interacted with a *VWAP* during the military justice process. These percentages are of the total population of respondents. All information about individual SAPR resources and levels of command highlighted in the rest of the chapter are based only on those respondents indicating that they interacted with the specific resource.

Figure 11.
Interaction With SAPR Resources and Command



2015 MIJES Q18, Q21, Q27, Q31, Q35, Q42, Q46, Q49, Q50
These percentages are out of the total population of respondents.

Experiences With Sexual Assault Response Coordinator (SARC)

The position of SARC was established to coordinate sexual assault victim care. Upon receipt of a report of sexual assault, the SARC assigns a VA to help military members obtain necessary services and provides crisis intervention, referrals, and ongoing nonclinical support. This support includes providing information on available options and resources so the military member can make informed decisions about the case.

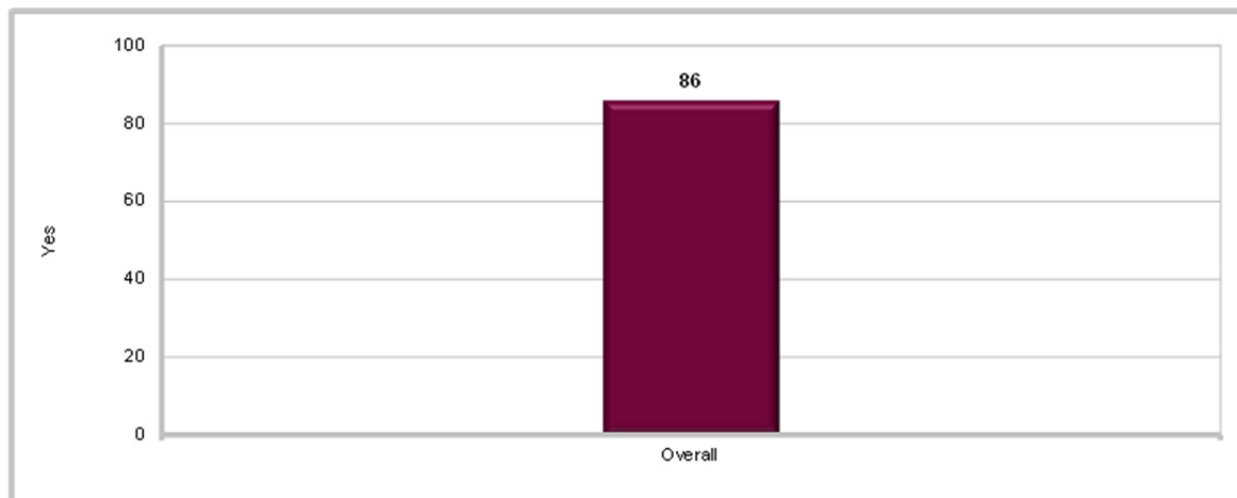
The SARC serves as the single point of contact to coordinate sexual assault victim care. The term “Sexual Assault Response Coordinator” is a term utilized throughout DoD and the Services to facilitate communication and transparency regarding sexual assault response capability. The SARC is responsible for providing a variety of resources to military members who bring forward a report of sexual assault, including ensuring there is 24/7 response capability, ensuring appropriate care is coordinated and provided to military members, and tracking the services provided from initial report through final disposition.

Interaction With a SARC During the Military Justice Process

As seen in Figure 12, the majority (86%) of respondents indicated interacting with a SARC during the military justice process. The remaining items in this section are of this 86%.

Figure 12.

Interaction With a SARC During the Military Justice Process



2015 MIJES Q18

Percent of all respondents who took the survey. Eligible number of respondents who answered the question is 323.

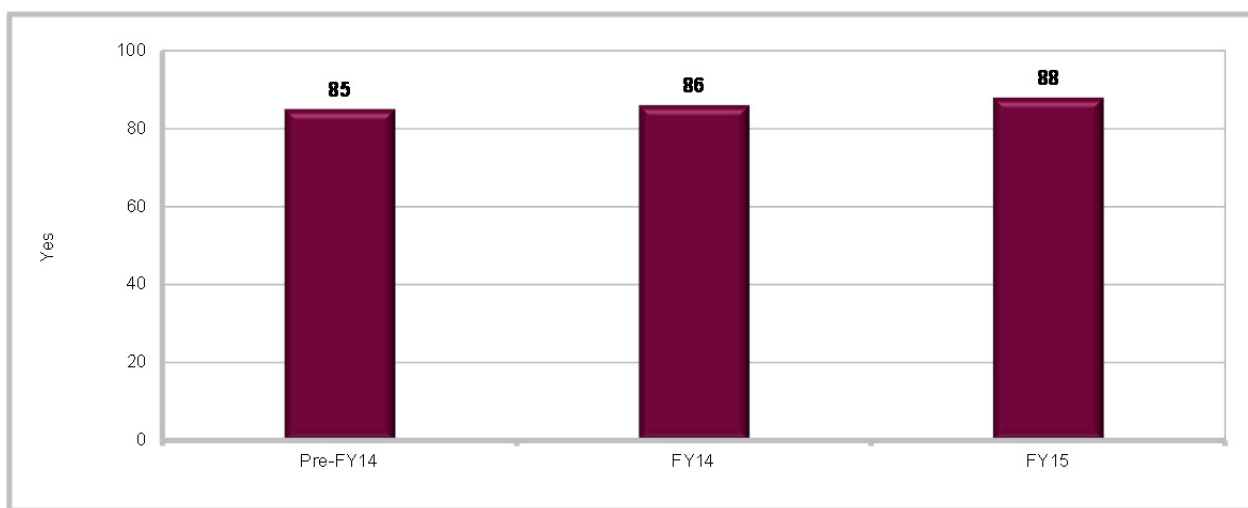
As seen in Figure 13, specific breakouts by the time when the report was made are as follows:²³

²³ Although differences between fiscal years may seem apparent, statistical significance was not calculated; also, due to the small number of respondents who made a report in FY15, interpretation of results should be taken with caution.

- 85% of respondents who made their report pre-FY14 indicated interacting with a SARC during the military justice process.
- 86% of respondents who made their report in FY14 indicated interacting with a SARC during the military justice process.
- 88% of respondents who made their report in FY15 indicated interacting with a SARC during the military justice process.

Figure 13.

Interaction With a SARC During the Military Justice Process, by Time When Report Was Made



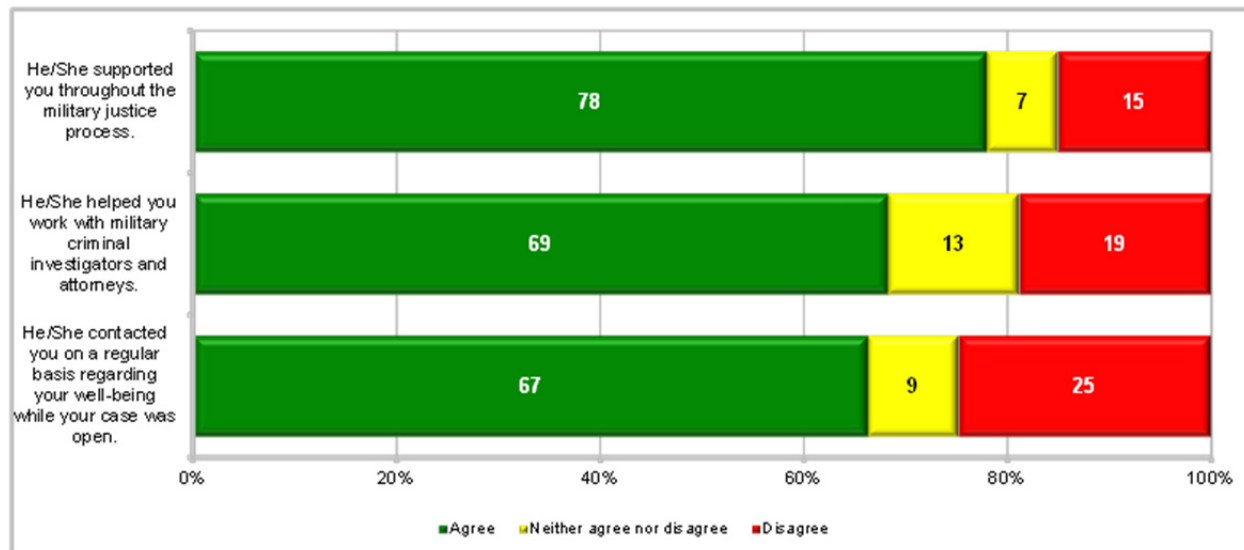
2015 MIJES Q18

Percent of all respondents who took the survey. Eligible number of respondents who answered the question and indicated making their report Pre-FY14 is 134; FY14 is 152; FY15 is 34.

Assessment of Experiences With SARC

As seen in Figure 14, of respondents who interacted with a SARC during the military justice process, the majority (78%) indicated they agreed that the SARC *supported them throughout the military justice process*. A little more than two-thirds indicated they agreed that the SARC *helped them work with military criminal investigators and attorneys* (69%) and/or *contacted them on a regular basis regarding their well-being while their case was open* (67%).

Figure 14.
Assessment of Experiences With SARC



2015 MIJES Q19

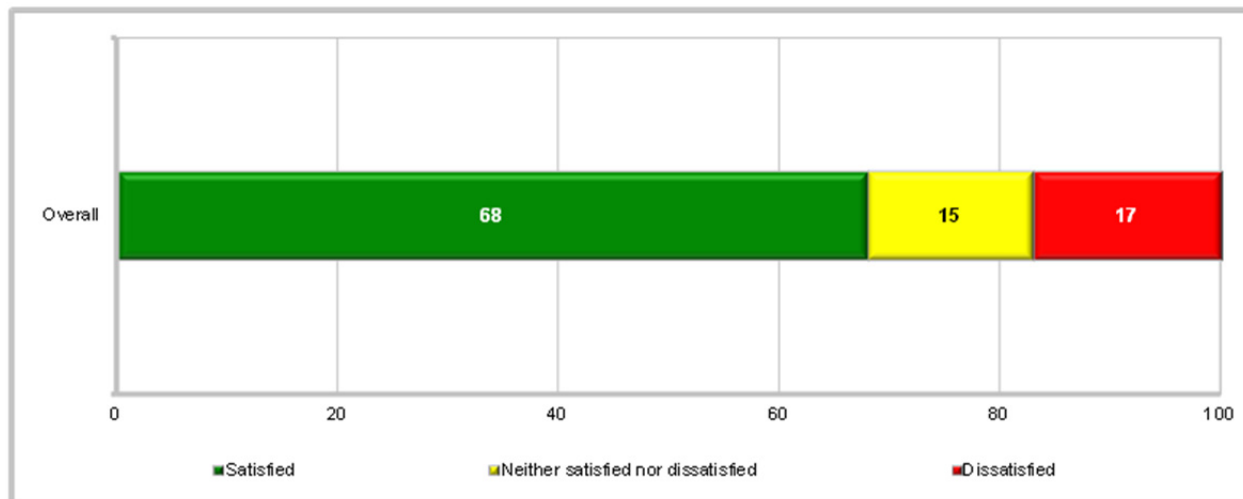
Percent of respondents who took the survey and interacted with a SARC during the military justice process.
Eligible number of respondents who answered the question ranges from 261-274.

Of respondents who interacted with a SARC during the military justice process, one-quarter (25%) indicated they disagreed that the SARC *contacted them on a regular basis regarding their well-being while their case was open*. A little less than one-fifth (19%) indicated they disagreed that the SARC *helped them work with military criminal investigators and attorneys* and 15% disagreed that they *supported them throughout the military justice process*.

Satisfaction With SARC During the Military Justice Process

As seen in Figure 15, of respondents who interacted with a SARC during the military justice process, a little more than two-thirds (68%) indicated that they were *satisfied* with the services of their SARC during the military justice process, whereas a little less than one-fifth (17%) were *dissatisfied*.

Figure 15.
Satisfaction With SARC During the Military Justice Process



2015 MIJES Q20

Percent of respondents who took the survey and interacted with a SARC during the military justice process.
 Eligible number of respondents who answered the question is 277.

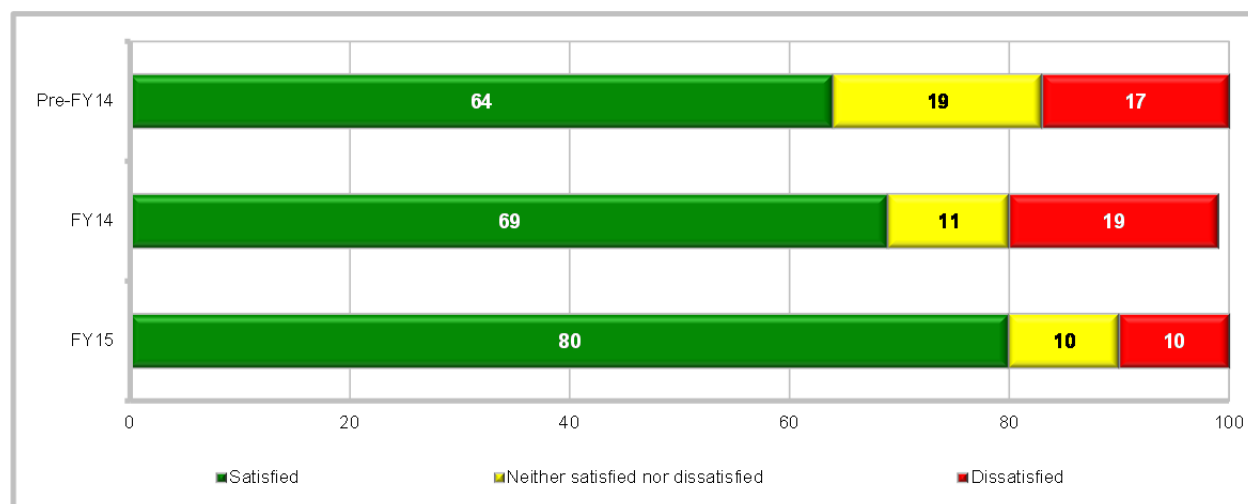
As seen in Figure 16, specific breakouts by the time when the report was made are as follows:²⁴

- Of respondents who interacted with a SARC during the military justice process and made their report pre-FY14, 64% indicated that they were *satisfied* with the services of their SARC during the military justice process, whereas 17% were *dissatisfied*.
- Of respondents who interacted with a SARC during the military justice process and made their report in FY14, 69% indicated that they were *satisfied* with the services of their SARC during the military justice process, whereas 19% were *dissatisfied*.
- Of respondents who interacted with a SARC during the military justice process and made their report in FY15, 80% indicated that they were *satisfied* with the services of their SARC during the military justice process, whereas 10% were *dissatisfied*.

²⁴ Although differences between fiscal years may seem apparent, statistical significance was not calculated; also, due to the small number of respondents who made a report in FY15, interpretation of results should be taken with caution.

Figure 16.

Satisfaction With SARC During the Military Justice Process, by Time When Report Was Made



2015 MIJES Q20

Percent of respondents who took the survey and interacted with a SARC during the military justice process.

Eligible number of respondents who answered the question and indicated making their report Pre-FY14 is 113; FY14 is 131; FY15 is 30.

Experiences With Uniformed Victim Advocate (UVA)/Victim Advocate (VA)

The Department offers survivors of sexual assault assistance and services from SARCs and UVAs/VAs. A UVA is a Uniformed Victims' Advocate (typically a military member) and a VA is an installation-level Victims' Advocate (typically a DoD civilian). A military member who makes a report of sexual assault may interact with a UVA, a VA, or potentially both.²⁵ As Services and components have different names for these providers, for the paper mode of the survey, a glossary was provided, and for the web version of the survey, dynamic text was used.²⁶ For the purposes of this report, these resources, when combined, will be referred to as UVA/VA.

UVAs/VAs are professionals trained to support victims of crime. UVAs/VAs offer information, emotional support, and help finding resources and filling out paperwork to military members who bring forward a report of sexual assault. A UVA/VA will accompany these military members to interviews and appointments and may continue to assist them until they no longer feel a need for support.

UVAs/VAs provide direct assistance to military members who bring forward a report of sexual assault, listen to their needs, and then connect them with appropriate resources, including medical care, mental health care, legal advice, and spiritual support. UVAs/VAs work with military members to help them make informed choices and then support them each step of the

²⁵ A military member may interact with both a UVA and a VA in certain circumstances, including if the military member makes an initial report to the UVA and the UVA refers him/her to the installation VA.

²⁶ Dynamic text used for the web version of the survey is provided in Appendix B. Glossary presented for paper mode is provided in the 2015 Military Investigation and Justice Experience Survey: Tabulations of Responses: August 31–December 4, 2015 (DMDC, 2016).

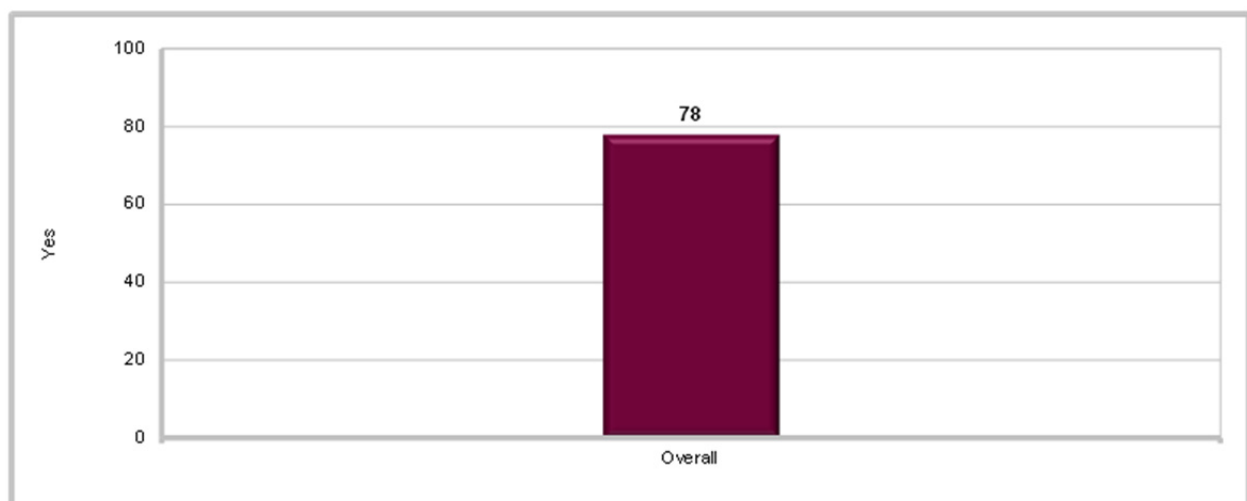
process. UVAs/VAs report directly to the SARC for Victim Advocate duties, specifically that they are available to respond 24 hours a day, 7 days a week, provide ongoing nonclinical support, facilitate care for the military member, provide information on options and resources, assist the military member with accessing resources, accompany the military member to appointments, if desired, and provide monthly case status updates to the military member.

Interaction With a UVA/VA During the Military Justice Process

As seen in Figure 17, the majority (78%) of respondents indicated interacting with a UVA and/or a VA during the military justice process. The remaining items in this section are of this 78%.

Figure 17.

Interaction With a UVA/VA During the Military Justice Process



2015 MIJES Q21

Percent of all respondents who took the survey. Eligible number of respondents who answered the question is 322.

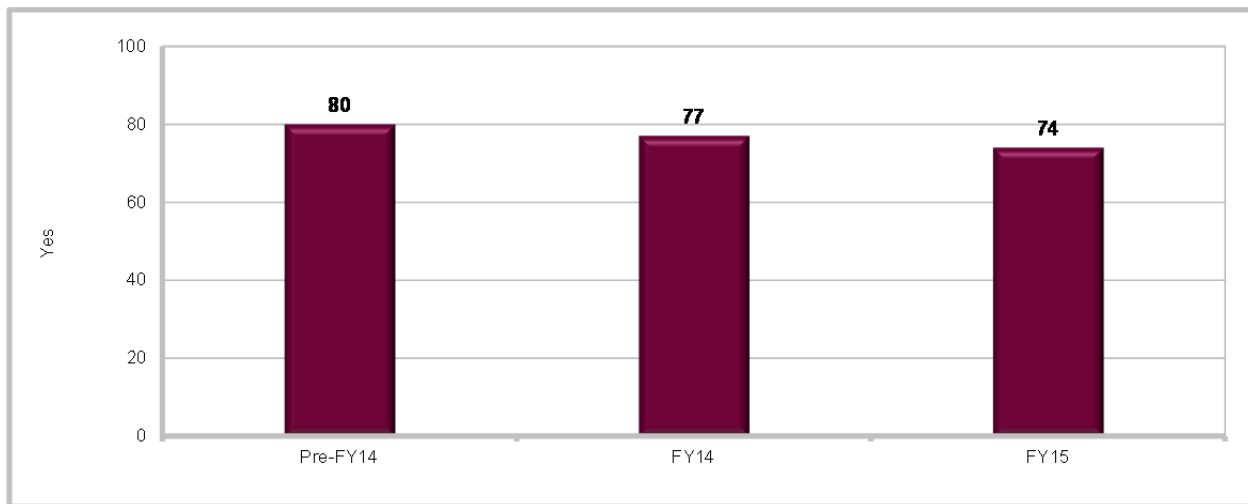
As seen in Figure 18, specific breakouts by the time when the report was made are as follows:²⁷

- 80% of respondents who made their report pre-FY14 indicated interacting with a UVA or a VA during the military justice process.
- 77% of respondents who made their report in FY14 indicated interacting with a UVA or a VA during the military justice process.
- 74% of respondents who made their report in FY15 indicated interacting with a UVA or a VA during the military justice process.

²⁷ Although differences between fiscal years may seem apparent, statistical significance was not calculated; also, due to the small number of respondents who made a report in FY15, interpretation of results should be taken with caution.

Figure 18.

Interaction With a UVA/VA During the Military Justice Process, by Time When Report Was Made



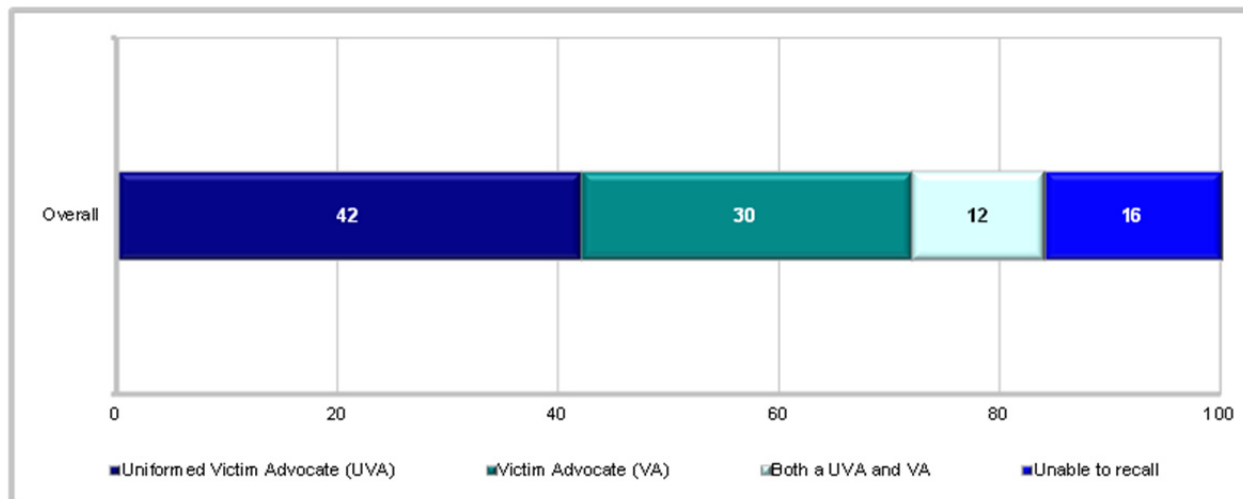
2015 MIJES Q21

Percent of all respondents who took the survey. Eligible number of respondents who answered the question and indicated making their report Pre-FY14 is 134; FY14 is 151; FY15 is 34.

Type of UVA/VA the Respondent Interacted With

As seen in Figure 19, of respondents who interacted with a UVA or VA during the military justice process, 42% indicated they interacted with an *UVA*, whereas a little less than one-third (30%) indicated they interacted with a *VA*, and a little more than one-tenth (12%) indicated interacting with *both a UVA and VA*. Sixteen percent indicated they were *unable to recall* what type of advocate they interacted with.

Figure 19.
Type of UVA/VA the Respondent Interacted With



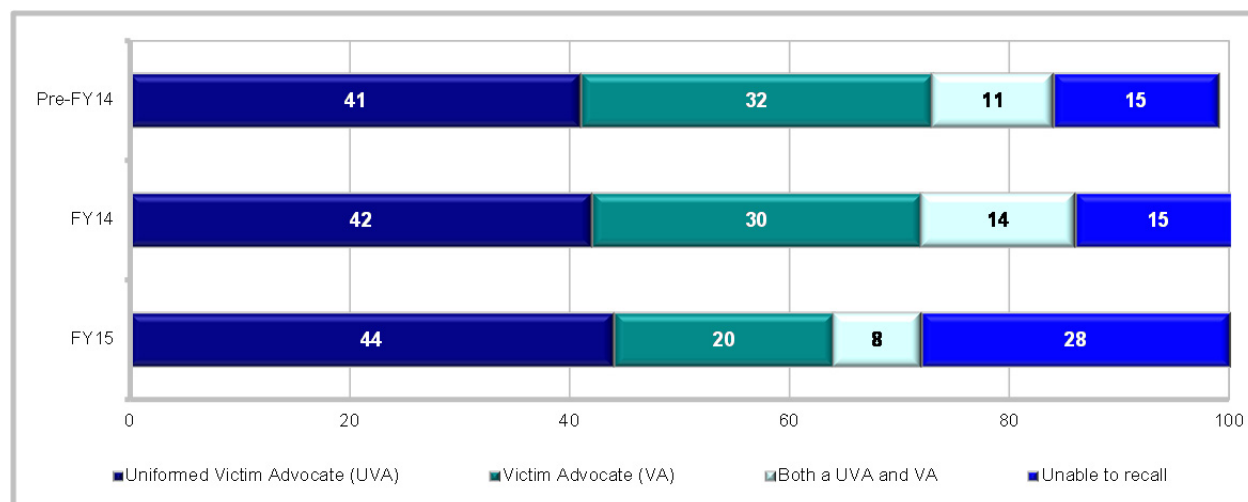
2015 MIJES Q22

Percent of respondents who took the survey and interacted with a UVA/VA during the military justice process. Eligible number of respondents who answered the question is 248.

As seen in Figure 20, specific breakouts by the time when the report was made are as follows:²⁸

- Of respondents who interacted with a UVA or VA during the military justice process and made their report pre-FY14, 41% indicated they interacted with a *UVA*, 32% indicated they interacted with a *VA*, and 11% indicated interacting with *both a UVA and VA*. Fifteen percent of respondents who interacted with a UVA or VA during the military justice process and made their report pre-FY14 indicated they were *unable to recall* what type of advocate they interacted with.
- Of respondents who interacted with a UVA or VA during the military justice process and made their report in FY14, 42% indicated they interacted with a *UVA*, 30% indicated they interacted with a *VA*, and 14% indicated interacting with *both a UVA and VA*. Fifteen percent of respondents who interacted with a UVA or VA during the military justice process and made their report in FY14 indicated they were *unable to recall* what type of advocate they interacted with.
- Of respondents who interacted with a UVA or VA during the military justice process and made their report in FY15, 44% indicated they interacted with a *UVA*, 20% indicated they interacted with a *VA*, and 8% indicated interacting with *both a UVA and VA*. Twenty-eight percent of respondents who interacted with a UVA or VA during the military justice process and made their report in FY15 indicated they were *unable to recall* what type of advocate they interacted with.

²⁸ Although differences between fiscal years may seem apparent, statistical significance was not calculated; also, due to the small number of respondents who made a report in FY15, interpretation of results should be taken with caution.

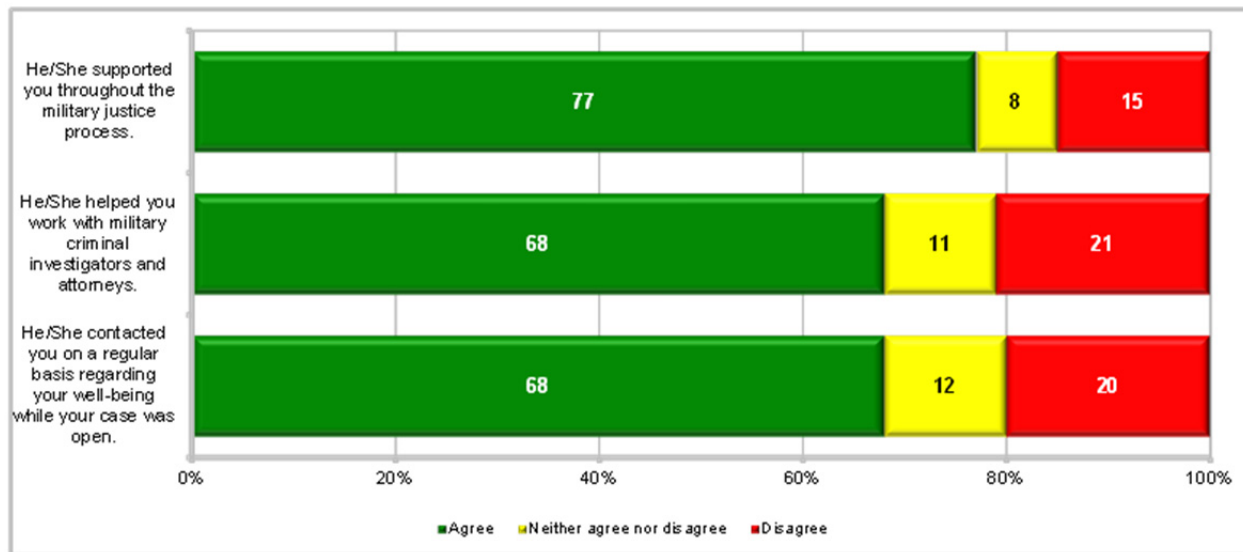
Figure 20.***Type of UVA/VA the Respondent Interacted, by Time When Report Was Made****2015 MIJES Q22*

Percent of respondents who took the survey and interacted with a UVA/VA during the military justice process. Eligible number of respondents who answered the question and indicated making their report Pre-FY14 is 105; FY14 is 117; FY15 is 25.

Assessment of Experiences With UVA

As seen in Figure 21, of respondents who interacted with a UVA during the military justice process, the majority (77%) indicated they agreed that the UVA *supported them throughout the military justice process*. A little more than two-thirds indicated they agreed that the UVA *helped them work with military criminal investigators and attorneys and/or contacted them on a regular basis regarding their well-being while their case was open* (both 68%).

Figure 21.
Assessment of Experiences With UVA



2015 MIJES Q23

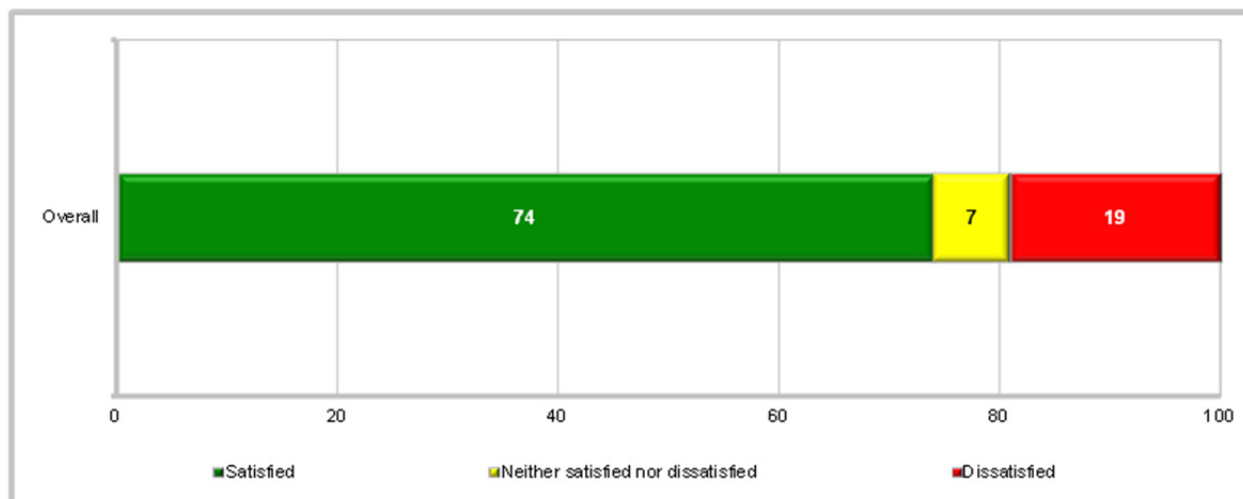
Percent of respondents who took the survey and interacted with a UVA during the military justice process. Eligible number of respondents ranges from 132-133.

Of respondents who interacted with a UVA during the military justice process, a little more than one-fifth (21%) indicated they disagreed that the UVA *helped them work with military criminal investigators and attorneys* and about one-fifth (20%) disagreed that the UVA *contacted them on a regular basis regarding their well-being while their case was open*. Fifteen percent indicated they disagreed that the UVA *supported them throughout the military justice process*.

Satisfaction With UVA During the Military Justice Process

As seen in Figure 22, of respondents who interacted with a UVA during the military justice process, the majority (74%) indicated that they were *satisfied* with the services of their UVA during the military justice process, whereas a little less than one-fifth (19%) were *dissatisfied*.

Figure 22.
Satisfaction With UVA During the Military Justice Process



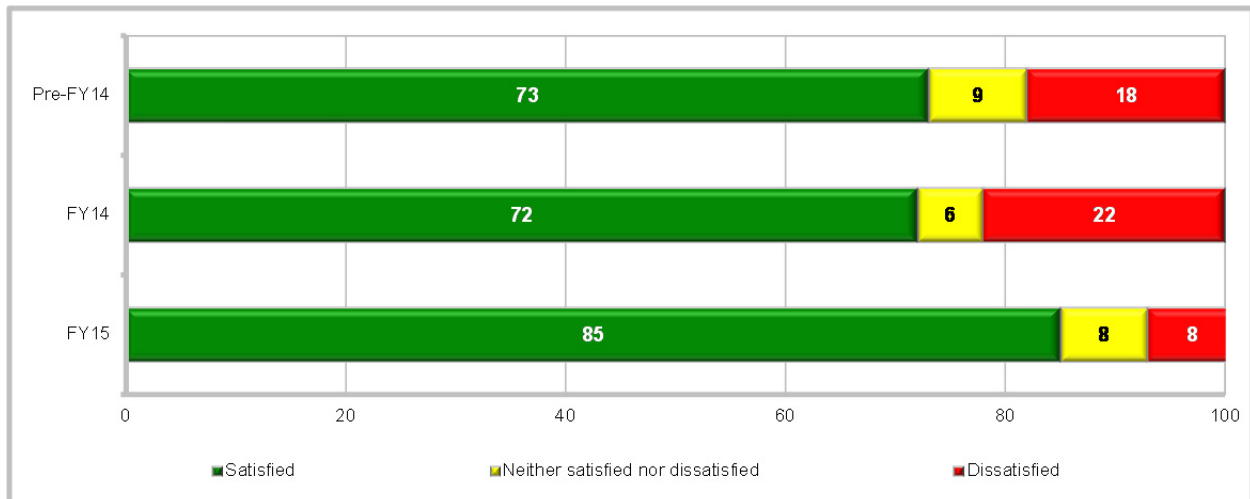
2015 MIJES Q24

Percent of respondents who took the survey and interacted with a UVA during the military justice process. Eligible number of respondents who answered the question is 134.

As seen in Figure 23, specific breakouts by the time when the report was made are as follows:²⁹

- Of respondents who interacted with a UVA during the military justice process and made their report pre-FY14, 73% indicated that they were *satisfied* with the services of their UVA during the military justice process, whereas 18% were *dissatisfied*.
- Of respondents who interacted with a UVA during the military justice process and made their report in FY14, 72% indicated that they were *satisfied* with the services of their UVA during the military justice process, whereas 22% were *dissatisfied*.
- Of respondents who interacted with a UVA during the military justice process and made their report in FY15, 85% indicated that they were *satisfied* with the services of their UVA during the military justice process, whereas 8% were *dissatisfied*.

²⁹ Although differences between fiscal years may seem apparent, statistical significance was not calculated; also, due to the small number of respondents who made a report in FY15, interpretation of results should be taken with caution.

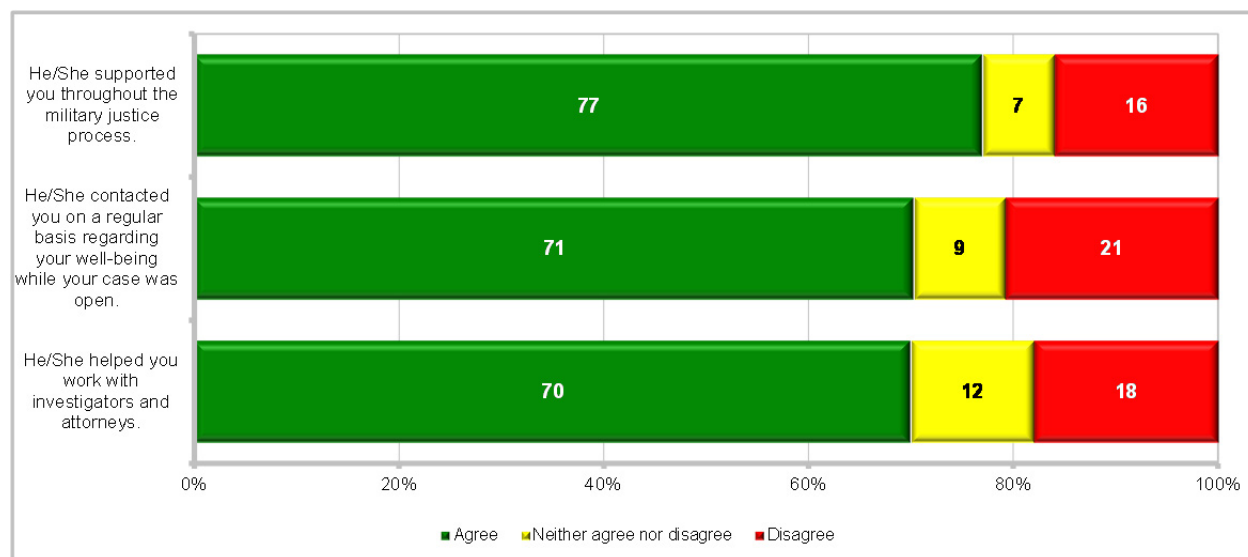
Figure 23.***Satisfaction With UVA During the Military Justice Process, by Time When Report Was Made*****2015 MIJES Q24**

Percent of respondents who took the survey and interacted with a UVA during the military justice process. Eligible number of respondents who answered the question and indicated making their report Pre-FY14 is 55; FY14 is 65; FY15 is 13.

Assessment of Experiences With VA

As seen in Figure 24, of respondents who interacted with a VA during the military justice process, the majority indicated they agreed that the VA *supported them throughout the military justice process* (77%), *contacted them on a regular basis regarding their well-being while their case was open* (71%), and/or *helped them work with investigators and attorneys* (70%).

Figure 24.
Assessment of Experiences With VA



2015 MIJES Q25

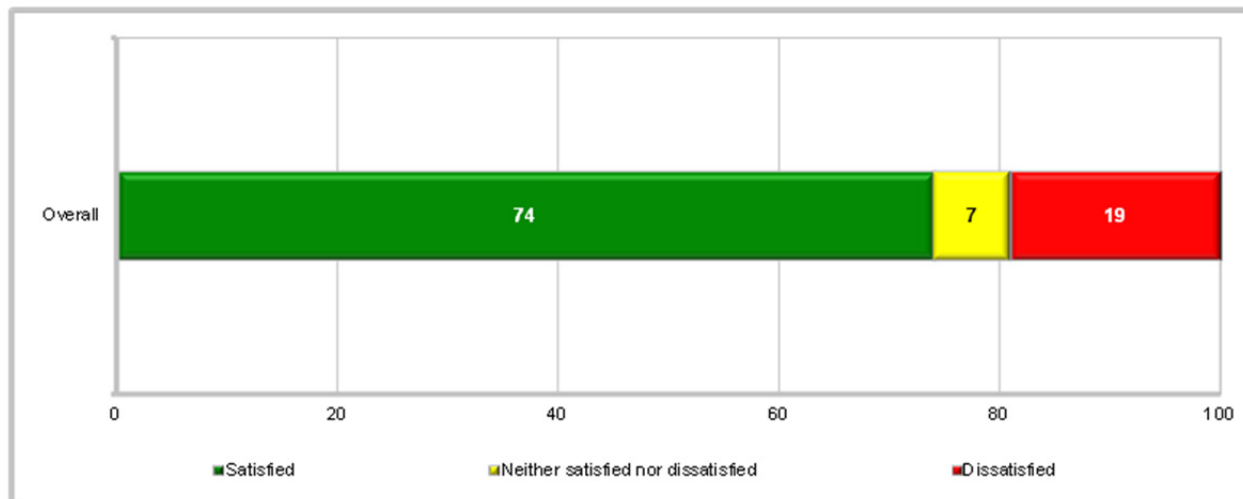
Percent of respondents who took the survey and interacted with a VA during the military justice process. Eligible number of respondents ranges from 101-102.

Of respondents who interacted with a VA during the military justice process, a little more than one-fifth (21%) indicated they disagreed that the VA *contacted them on a regular basis regarding their well-being while their case was open*. A little less than one-fifth (18%) indicated they disagreed that their VA *helped them work with investigators and attorneys* and 16% indicated they disagreed that their VA *supported them throughout the military justice process*.

Satisfaction With VA During the Military Justice Process

As seen in Figure 25, of respondents who interacted with a VA during the military justice process, the majority (74%) indicated that they were *satisfied* with the services of their VA during the military justice process, whereas a little less than one-fifth (19%) were *dissatisfied*.

Figure 25.
Satisfaction With VA During the Military Justice Process



2015 MIJES Q26

Percent of respondents who took the survey and interacted with a VA during the military justice process. Eligible number of respondents who answered the question is 104.

As seen in Figure 26, specific breakouts by the time when the report was made are as follows:³⁰

- Of respondents who interacted with a VA during the military justice process and made their report pre-FY14, 72% indicated that they were *satisfied* with the services of their VA during the military justice process, whereas 20% were *dissatisfied*.
- Of respondents who interacted with a VA during the military justice process and made their report in FY14, 73% indicated that they were *satisfied* with the services of their VA during the military justice process, whereas 22% were *dissatisfied*.
- Of respondents who interacted with a VA during the military justice process and made their report in FY15, 100% indicated that they were *satisfied* with the services of their VA during the military justice process.

³⁰ Although differences between fiscal years may seem apparent, statistical significance was not calculated; also, due to the small number of respondents who made a report in FY15, interpretation of results should be taken with caution.

Figure 26.***Satisfaction With VA During the Military Justice Process, by Time When Report Was Made*****2015 MIJES Q26**

Percent of respondents who took the survey and interacted with a VA during the military justice process. Eligible number of respondents who answered the question and indicated making their report Pre-FY14 is 46; FY14 is 51; FY15 is 7.

Regardless of whether the respondent indicated interacting with a UVA or VA, the *satisfaction* and *dissatisfaction* with the services provided during the military justice process were identical.

Experiences With Military Criminal Investigators (MCIO)

The DoD Inspector General (IG) has statutory authority in accordance with the Inspector General Act of 1978, as amended, for policy, oversight, and performance evaluation with respect to “all DoD activities relating to criminal investigation programs.” This guidance directs the DoD IG to develop policy and to oversee the Department’s criminal investigative organizations’ investigations of sexual assaults. Within the Department, the MCIOs³¹ are responsible for investigating all adult sexual assaults. The MCIOs are also responsible for the development of specific investigative policies and requirements to govern the investigation of adult sexual assault, as well as training assigned special agents in accordance with the Services’ training standards.

DoDD 6495.01 requires:

“[A]n immediate, trained sexual assault response capability shall be available for each report of sexual assault in all locations, including in deployed locations. The response time may be affected by operational necessities, but will reflect that sexual assault victims shall be treated as emergency cases.”

³¹ The MCIOs include the U.S. Army Criminal Investigation Command (CID), Naval Criminal Investigative Service (NCIS), and Air Force Office of Special Investigations (OSI).

Within the Department, MCIOs provide a trained response capability to investigate reports of sexual assaults in all locations. DoDI 6495.02 establishes requirements and responsibilities for DoD Components; including SAPRO, the DoD IG, and the Secretaries of the Military Departments; relating to DoD's response to sexual assault incidents. The Instruction designates the MCIO criminal investigators as DoD sexual assault first responders. DoDI 5505.18 establishes policy, assigns responsibilities, and provides procedures for the investigation of sexual assault with adult victims within the DoD. It is DoD policy that MCIOs will initiate investigations of all offenses of adult sexual assault of which they become aware.³²

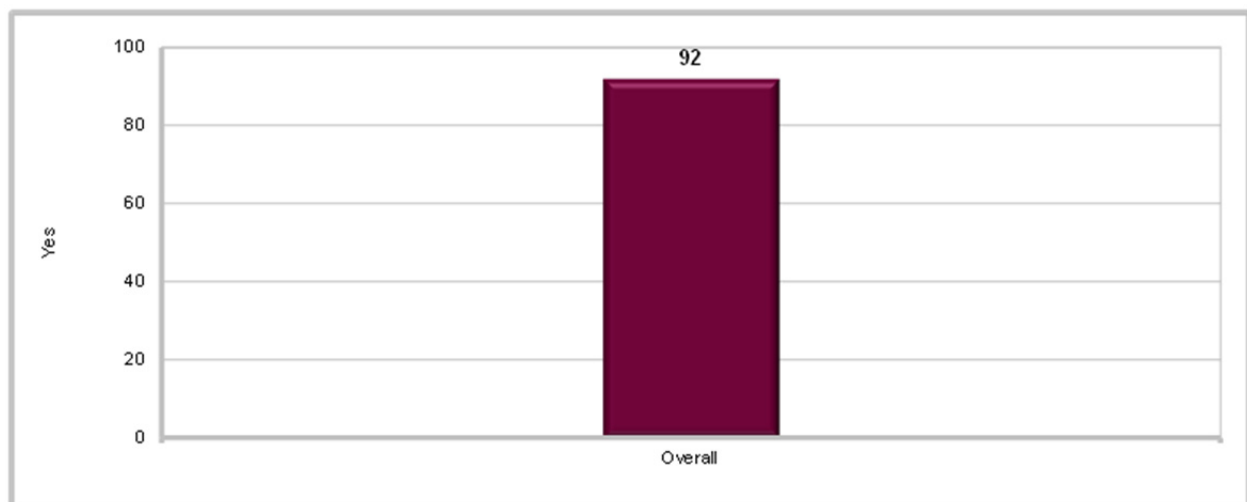
Military members who brought forward a report of sexual assault may interact with several military criminal investigators throughout the investigation process. Therefore respondents were asked to think about their overall experience working with military criminal investigator(s).

Interaction With a Military Criminal Investigator

As seen in Figure 27, the vast majority (92%) of respondents indicated interacting with a military criminal investigator after their report of sexual assault. The remaining items in this section are of this 92%.

Figure 27.

Interaction With a Military Criminal Investigator After the Report of Sexual Assault



2015 MIJES Q27

Percent of all respondents who took the survey. Eligible number of respondents who answered the question is 322.

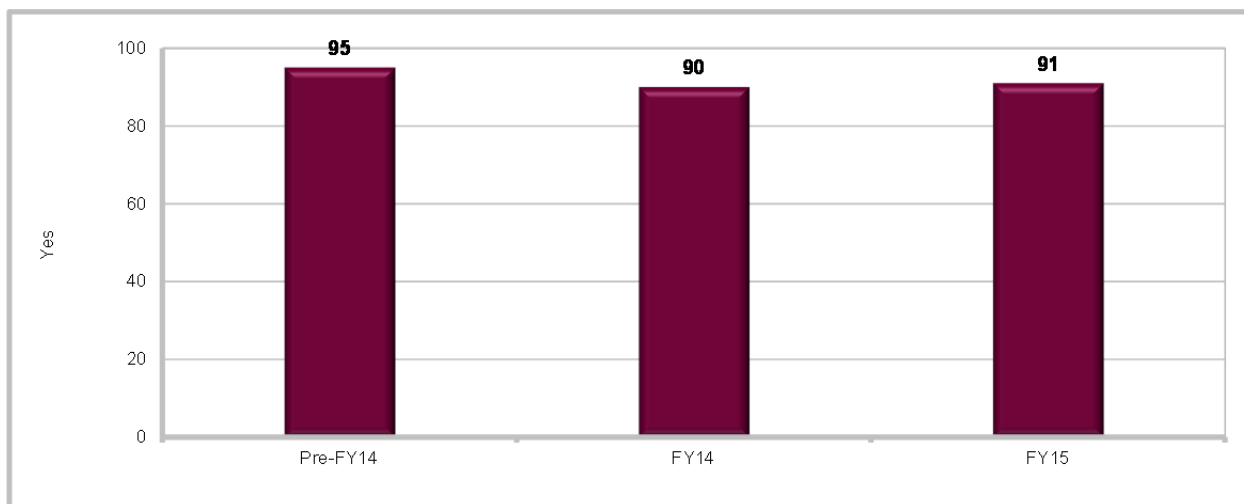
³² DoDIG (2015).

As seen in Figure 28, specific breakouts by the time when the report was made are as follows:³³

- 95% of respondents who made their report pre-FY14 indicated interacting with a military criminal investigator after their report of sexual assault.
- 90% of respondents who made their report in FY14 indicated interacting with a military criminal investigator after their report of sexual assault.
- 91% of respondents who made their report in FY15 indicated interacting with a military criminal investigator after their report of sexual assault.

Figure 28.

Interaction With a Military Criminal Investigator After the Report of Sexual Assault, by Time When Report Was Made



2015 MIJES Q27

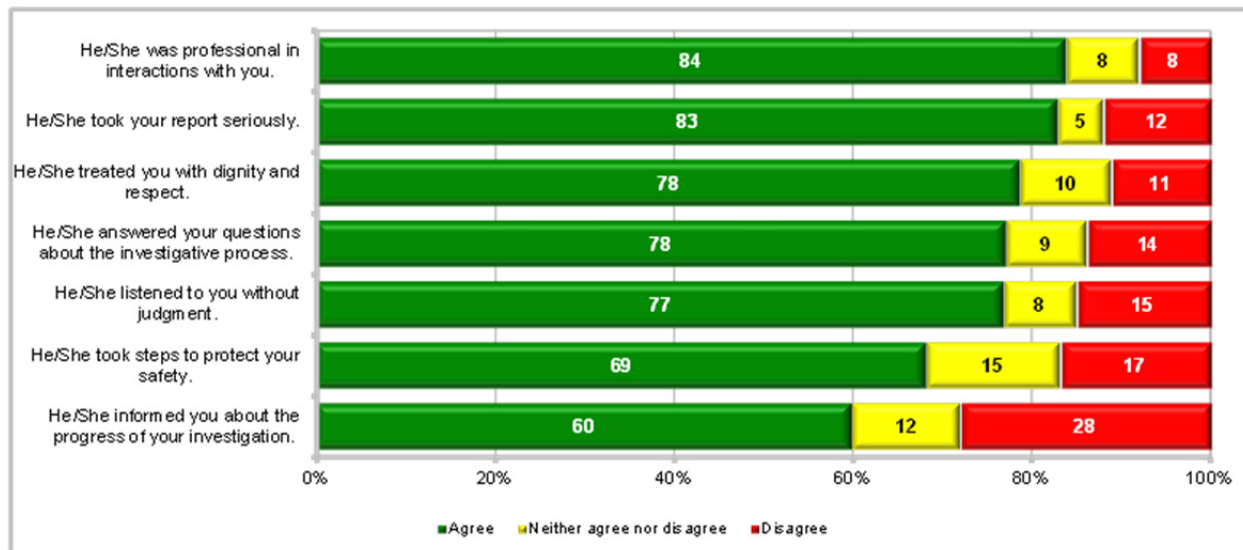
Percent of all respondents who took the survey. Eligible number of respondents who answered the question and indicated making their report Pre-FY14 is 134; FY14 is 152; FY15 is 33.

Assessment of Experiences With Military Criminal Investigator

As seen in Figure 29, of respondents who interacted with a military criminal investigator after their report of sexual assault, the majority indicated they agreed that the military criminal investigator was *professional in interactions with them* (84%), *took their report seriously* (83%), *treated them with dignity and respect* (78%), *answered their questions about the investigative process* (78%), and/or *listened to them without judgment* (77%). A little more than two-thirds (69%) indicated that the military criminal investigator *took steps to protect their safety*, and more than half (60%) indicated the military criminal investigator *informed them about the progress of their investigation*.

³³ Although differences between fiscal years may seem apparent, statistical significance was not calculated; also, due to the small number of respondents who made a report in FY15, interpretation of results should be taken with caution.

Figure 29.
Assessment of Experiences With Military Criminal Investigator



2015 MIJES Q28

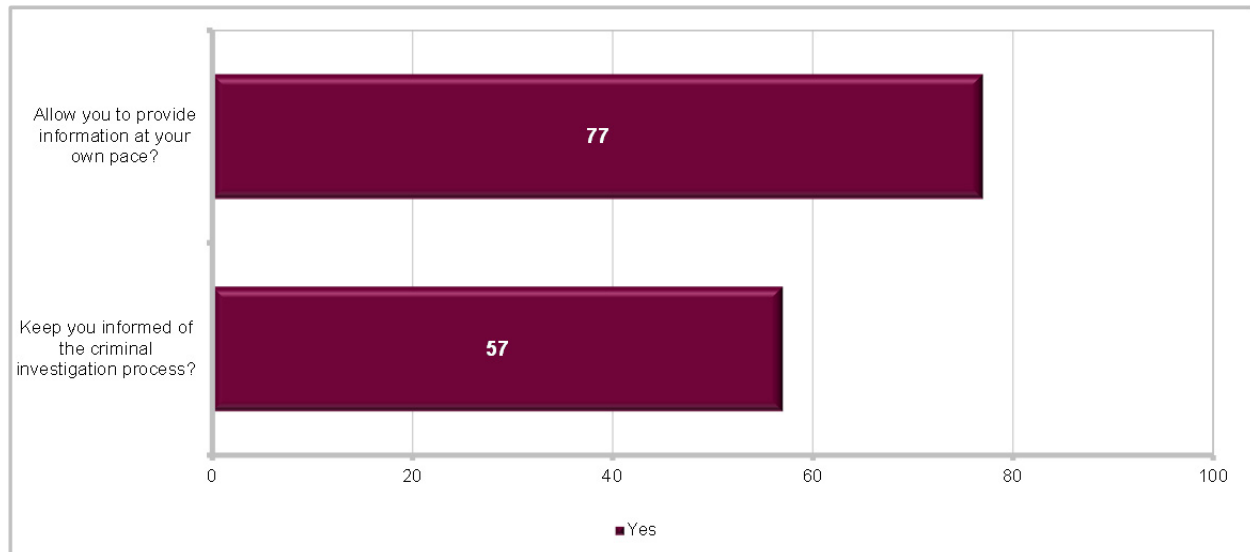
Percent of respondents who took the survey and interacted with a military criminal investigator after their report of sexual assault. Eligible number of respondents who answered the question ranges from 287-296.

Of respondents who interacted with a military criminal investigator after their report of sexual assault, more than one-quarter (28%) indicated they disagreed that the military criminal investigator *informed them about the progress of their investigation*. A little less than one-fifth indicated they disagreed that the military criminal investigator *took steps to protect their safety* (17%). Fifteen percent indicated they disagreed that the military criminal investigator *listened to them without judgment*, 14% disagreed they *answered their questions about the investigative process*, a little more than one-tenth disagreed they *took their report seriously* (12%) and/or *treated them with dignity and respect* (11%). Eight percent disagreed they *were professional in interactions with them*.

Overall Information Provided by the Military Criminal Investigator

As seen in Figure 30, of respondents who interacted with a military criminal investigator after their report of sexual assault, the majority (77%) indicated that the military criminal investigator(s) *allowed them to provide information at their own pace* and more than half (57%) indicated that the military criminal investigator(s) *kept them informed of the criminal investigation process*.

Figure 30.
Overall Information Provided by the Military Criminal Investigator

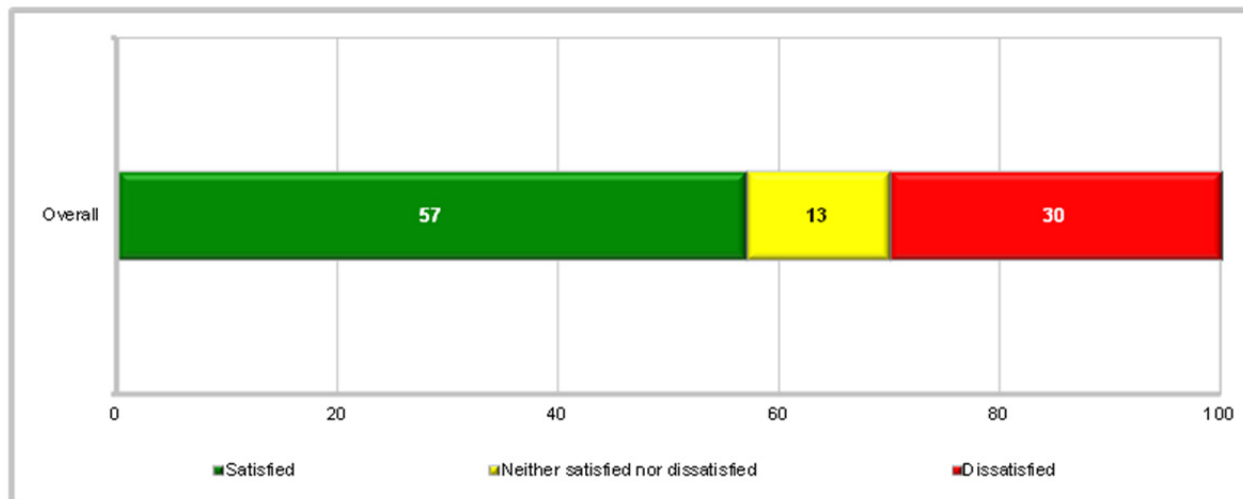


2015 MIJES Q29

Percent of respondents who took the survey and interacted with a military criminal investigator after their report of sexual assault. Results exclude those who indicated "Not applicable." Eligible number of respondents who answered the question ranges from 287-293.

Satisfaction With Military Criminal Investigators During the Criminal Investigation Process

As seen in Figure 31, of respondents who interacted with a military criminal investigator after their report of sexual assault, overall, more than half (57%) indicated that they were *satisfied* with the military criminal investigator(s) during the criminal investigation process, whereas a little less than one-third (30%) were *dissatisfied*.

Figure 31.***Satisfaction With Military Criminal Investigators During the Criminal Investigation Process***

2015 MIJES Q30

Percent of respondents who took the survey and interacted with a military criminal investigator after their report of sexual assault. Eligible number of respondents who answered the question is 295.

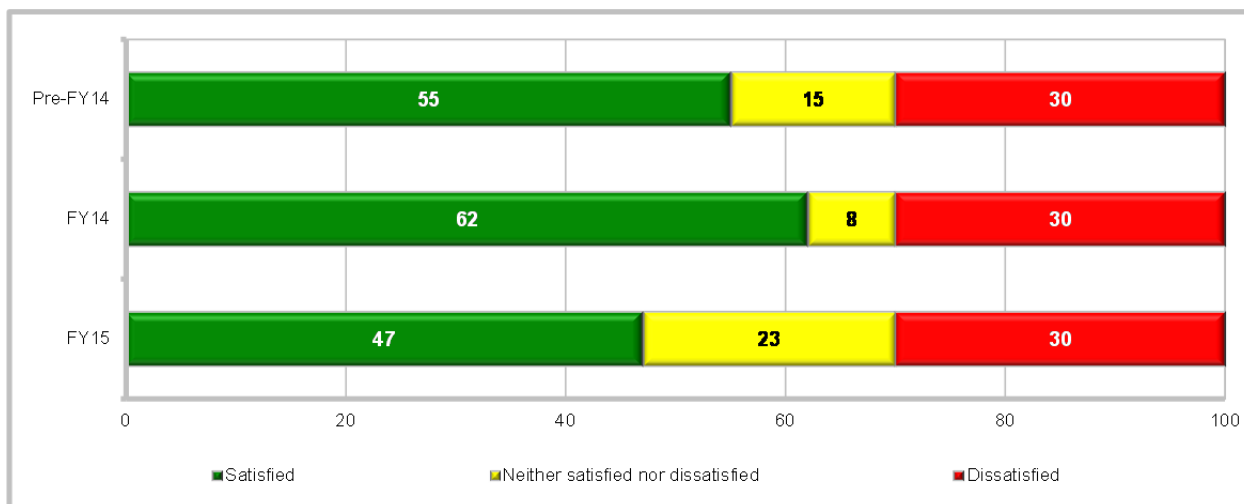
As seen in Figure 32, specific breakouts by the time when the report was made are as follows:³⁴

- Of respondents who interacted with a military criminal investigator after their report of sexual assault and made their report pre-FY14, 55% indicated that they were *satisfied* with the military criminal investigator(s) during the criminal investigation process, whereas 30% were *dissatisfied*.
- Of respondents who interacted with a military criminal investigator after their report of sexual assault and made their report in FY14, 62% indicated that they were *satisfied* with the military criminal investigator(s) during the criminal investigation process, whereas 30% were *dissatisfied*.
- Of respondents who interacted with a military criminal investigator after their report of sexual assault and made their report in FY15, 47% indicated that they were *satisfied* with the military criminal investigator(s) during the criminal investigation process, whereas 30% were *dissatisfied*.

³⁴ Although differences between fiscal years may seem apparent, statistical significance was not calculated; also, due to the small number of respondents who made a report in FY15, interpretation of results should be taken with caution.

Figure 32.

Satisfaction With Military Criminal Investigators During the Criminal Investigation Process, by Time When Report Was Made



2015 MIJES Q30

Percent of respondents who took the survey and interacted with a military criminal investigator after their report of sexual assault. Eligible number of respondents who answered the question and indicated making their report Pre-FY14 is 126; FY14 is 136; FY15 is 30.

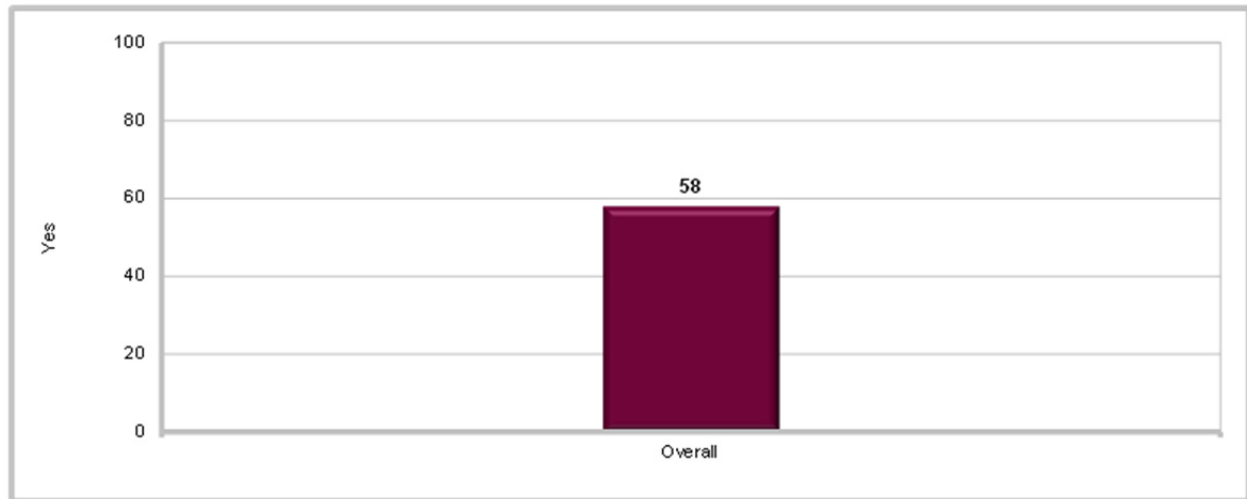
Experiences With Military Trial Counsel

Respondents were asked about their experiences with military trial counsel (i.e., the military attorney who prosecuted their case.) Military members who brought forward a report of sexual assault may interact with more than one military trial counsel throughout the military justice process, and therefore respondents were asked to think about their overall experience working with one or more attorneys from the military trial counsel office.

Interaction With a Military Trial Counsel

As seen in Figure 33, more than half (58%) of respondents indicated interacting with military trial counsel during the military justice process. The remaining items in this section are of this 58%.

Figure 33.
Interaction With a Military Trial Counsel



2015 MIJES Q31

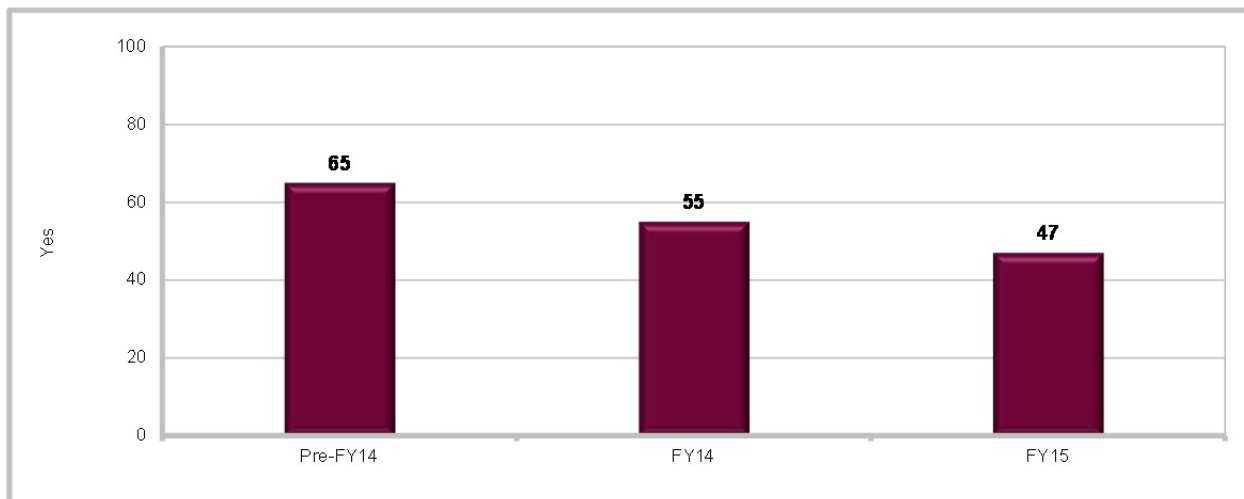
Percent of all respondents who took the survey. Eligible number of respondents who answered the question is 322.

As seen in Figure 34, specific breakouts by the time when the report was made are as follows:³⁵

- 65% of respondents who made their report pre-FY14 indicated interacting with military trial counsel during the military justice process.
- 55% of respondents who made their report in FY14 indicated interacting with military trial counsel during the military justice process.
- 47% of respondents who made their report in FY15 indicated interacting with military trial counsel during the military justice process.

³⁵ Although differences between fiscal years may seem apparent, statistical significance was not calculated; also, due to the small number of respondents who made a report in FY15, interpretation of results should be taken with caution.

Figure 34.
Interaction With a Military Trial Counsel, by Time When Report Was Made



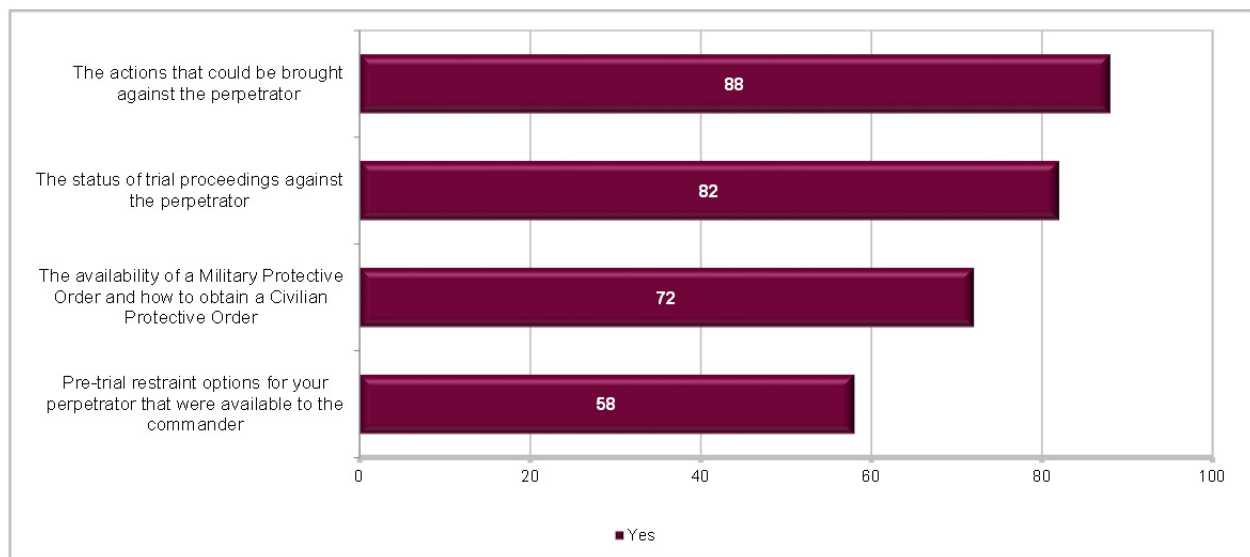
2015 MIJES Q31

Percent of all respondents who took the survey. Eligible number of respondents who answered the question and indicated making their report Pre-FY14 is 134; FY14 is 151; FY15 is 34.

Overall Information Provided by the Military Trial Counsel

As seen in Figure 35, of respondents who interacted with military trial counsel during the military justice process, the majority indicated that military trial counsel discussed *the actions that could be brought against the perpetrator (for example, court-martial charges, non-judicial punishment, administrative discharge; 88%), the status of trial proceedings against the perpetrator (for example, Article 32 hearings and courts-martial; 82%), and/or the availability of a Military Protective Order and how to obtain a Civilian Protective Order (also sometimes called a Restraining Order; 72%).* More than half (58%) indicated that the military trial counsel discussed *pre-trial restraint options for their perpetrator that were available to the commander (for example, placing perpetrator in jail prior to trial, or the perpetrator's release from jail).*

Figure 35.
Overall Information Provided by the Military Trial Counsel



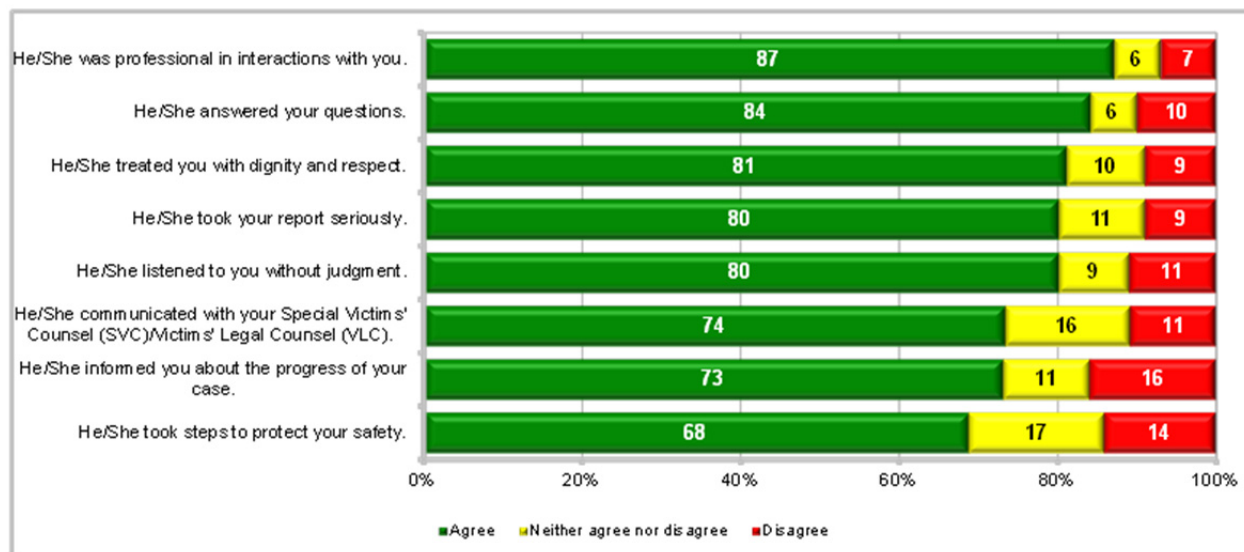
2015 MIJES Q32

Percent of respondents who took the survey and interacted with military trial counsel during the military justice process. Results exclude those who indicated "Not applicable." Eligible number of respondents who answered the question ranges from 160-183.

Assessment of Experiences With Military Trial Counsel

As seen in Figure 36, of respondents who interacted with military trial counsel during the military justice process, the majority indicated they agreed that military trial counsel was *professional in interactions with them* (87%), *answered their questions* (84%), *treated them with dignity and respect* (81%), *took their report seriously* (80%), *listened to them without judgment* (80%), *communicated with their Special Victims' Counsel (SVC)/Victims' Legal Counsel (VLC*; 74%) and/or *informed them about the progress of their case* (73%). A little more than two-thirds (68%) indicated they agreed that military trial counsel *took steps to protect their safety*.

Figure 36.
Assessment of Experiences With Military Trial Counsel



2015 MIJES Q33

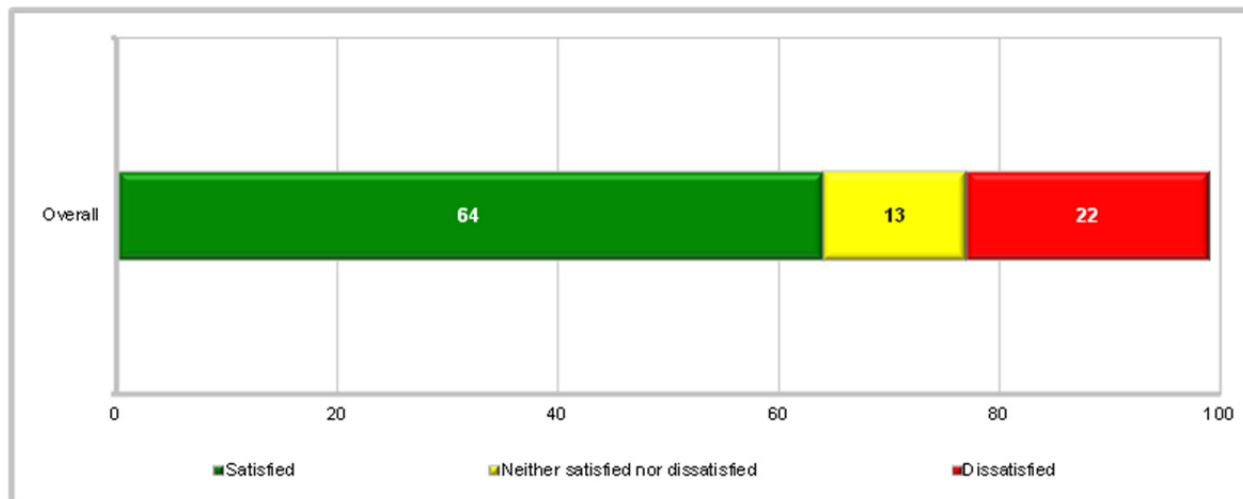
Percent of respondents who took the survey and interacted with military trial counsel during the military justice process. Eligible number of respondents who answered the question ranges from 171-187.

Of respondents who interacted with military trial counsel during the military justice process, 16% indicated they disagreed that military trial counsel *informed them about the progress of their case*, 14% disagreed they *took steps to protect their safety*, a little more than one-tenth (11%) disagreed they *communicated with their Special Victims' Counsel (SVC)/Victims' Legal Counsel (VLC)*, a little more than one-tenth (11%) disagreed they *listened to them without judgment*, one-tenth (10%) disagreed they *answered their questions*, 9% disagreed they *took their report seriously*, 9% disagreed they *treated them with dignity and respect*, and 7% disagreed they *were professional in interactions with them*.

Satisfaction With Military Trial Counsel During the Military Justice Process

As seen in Figure 37, of respondents who interacted with military trial counsel during the military justice process, overall, a little less than two-thirds (64%) indicated that they were *satisfied* with the military trial counsel during the military justice process, whereas a little more than one-fifth (22%) were *dissatisfied*.

Figure 37.
Satisfaction With Military Trial Counsel During the Military Justice Process



2015 MIJES Q34

Percent of respondents who took the survey and interacted with military trial counsel during the military justice process. Eligible number of respondents who answered the question is 187.

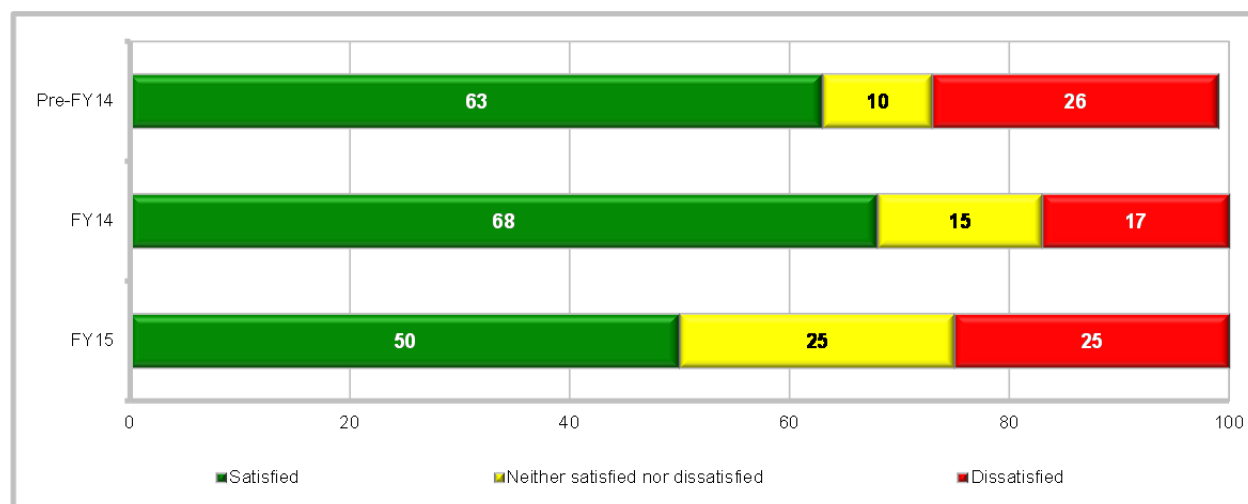
As seen in Figure 38, specific breakouts by the time when the report was made are as follows:³⁶

- Of respondents who interacted with military trial counsel during the military justice process and made their report pre-FY14, 63% indicated that they were *satisfied* with the military trial counsel during the military justice process, whereas 26% were *dissatisfied*.
- Of respondents who interacted with military trial counsel during the military justice process and made their report in FY14, 68% indicated that they were *satisfied* with the military trial counsel during the military justice process, whereas 17% were *dissatisfied*.
- Of respondents who interacted with military trial counsel during the military justice process and made their report in FY15, 50% indicated that they were *satisfied* with the military trial counsel during the military justice process, whereas 25% were *dissatisfied*.

³⁶ Although differences between fiscal years may seem apparent, statistical significance was not calculated; also, due to the small number of respondents who made a report in FY15, interpretation of results should be taken with caution.

Figure 38.

Satisfaction With Military Trial Counsel During the Military Justice Process, by Time When Report Was Made



2015 MIJES Q34

Percent of respondents who took the survey and interacted with military trial counsel during the military justice process. Eligible number of respondents who answered the question and indicated making their report Pre-FY14 is 87; FY14 is 82; FY15 is 16.

Experiences With Special Victims' Counsel (SVC) or Victims' Legal Counsel (VLC)

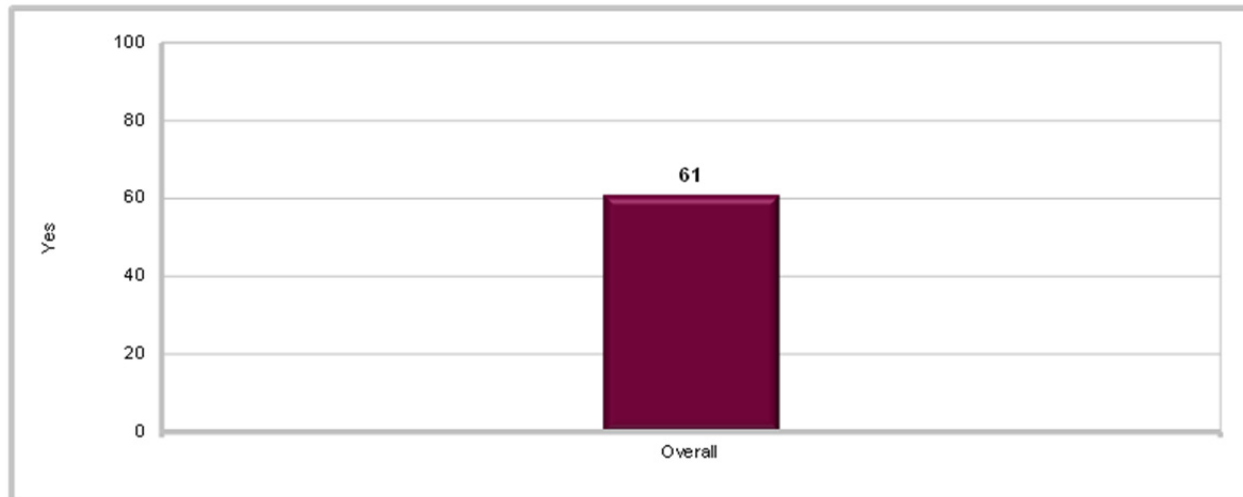
The legal process for prosecuting sexual assault cases can often be daunting and confusing for military members who report a sexual assault. The Department, working with the Services, has established legal support policy in each Service for military members who bring forward a report of sexual assault which provides resources for legal advice and guidance, while maintaining the member's confidentiality. Military members can access this support whether they file a restricted or unrestricted report of sexual assault.

The Army, Air Force, and National Guard refer to these professionals as SVC, while the Navy and Marine Corps have labeled them VLC. Whether an SVC or VLC, many of these lawyers have experience trying cases in military courts and often in civilian courts as well. They understand the legal process and are able to guide military members through the military justice process and act as the military's legal advocate.

Interaction With SVC/VLC

As seen in Figure 39, a little less than two-thirds (61%) of respondents indicated interacting with a SVC or VLC during the military justice process. The remaining items in this section are of this 61%.

Figure 39.
Interaction With SVC/VLC



2015 MIJES Q35

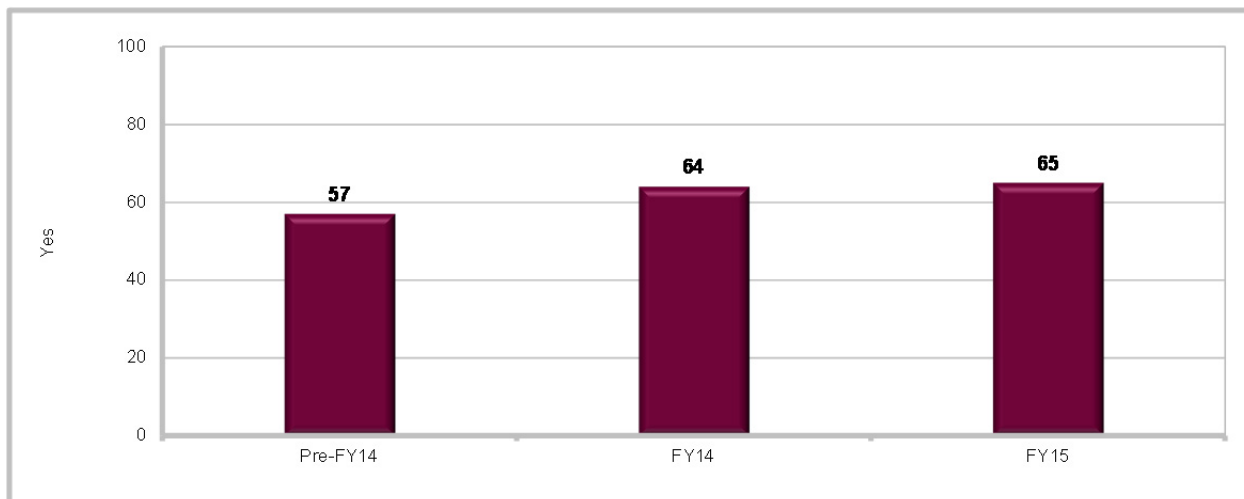
Percent of all respondents who took the survey. Eligible number of respondents who answered the question is 323.

As seen in Figure 40, specific breakouts by the time when the report was made are as follows:³⁷

- 57% of respondents who made their report pre-FY14 indicated interacting with a SVC or VLC during the military justice process.
- 64% of respondents who made their report in FY14 indicated interacting with a SVC or VLC during the military justice process.
- 65% of respondents who made their report in FY15 indicated interacting with a SVC or VLC during the military justice process.

³⁷ Although differences between fiscal years may seem apparent, statistical significance was not calculated; also, due to the small number of respondents who made a report in FY15, interpretation of results should be taken with caution.

Figure 40.
Interaction With SVC/VLC, by Time When Report Was Made



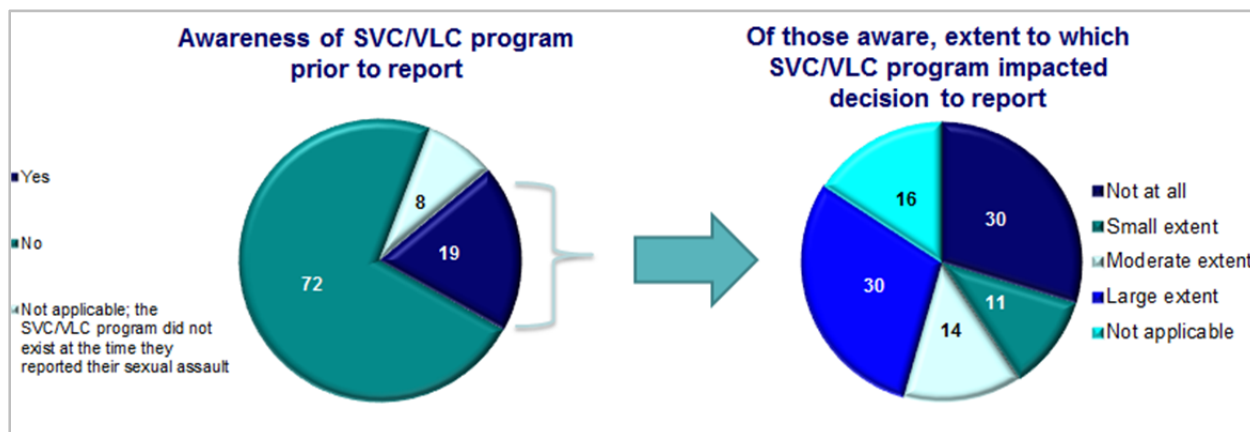
2015 MIJES Q35

Percent of all respondents who took the survey. Eligible number of respondents who answered the question and indicated making their report Pre-FY14 is 134; FY14 is 152; FY15 is 34.

Awareness and Influence of SVC/VLC Prior to Report

Figure 41 highlights the impact that knowledge about the SVC/VLC program had for respondents who interacted with the resource. Of the 19% of respondents who interacted with a SVC/VLC and who were aware of the SVC/VLC program prior to their report, more than half (55%) indicated that their awareness of the program impacted their decision to report to some extent (30% *large extent*; 14% *moderate extent*; 11% *small extent*). A breakdown of these percentages can be seen in Figure 42 and Figure 44.

Figure 41.
Awareness and Influence of SVC/VLC Prior to Report



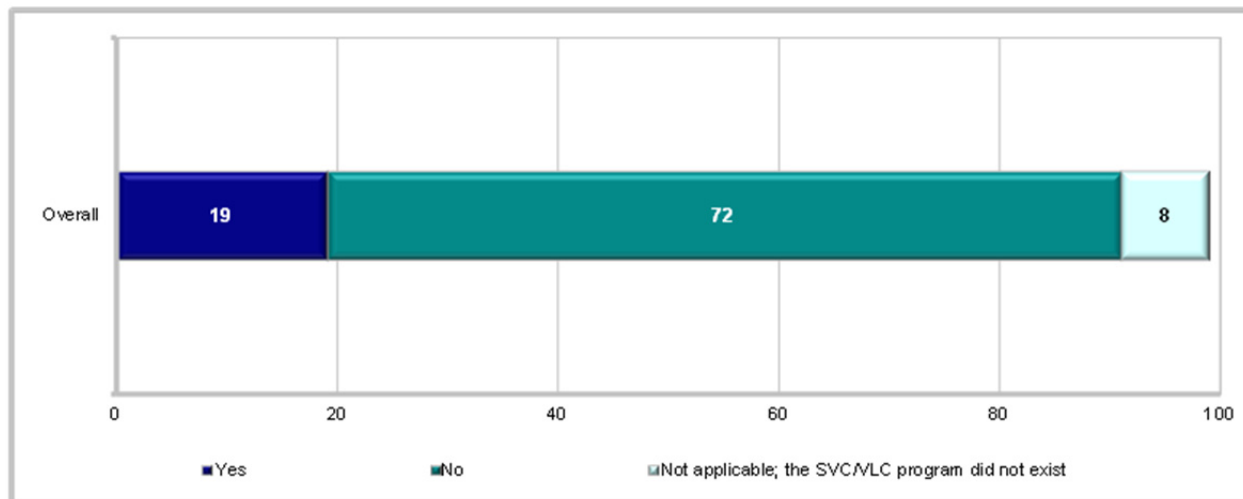
2015 MIJES Q36, Q37

Percent of respondents who took the survey and interacted with a SVC/VLC during the military justice process. Eligible number of respondents who answered the question ranges from 37-196.

Awareness of SVC/VLC Prior to Report

As seen in Figure 42, of respondents who interacted with a SVC/VLC during the military justice process, a little less than one-fifth (19%) indicated that *yes*, prior to their report, they were aware of the SVC or the VLC, whereas the majority (72%) indicated *no*, they were not aware. Fewer (8%) indicated that *the SVC/VLC program did not exist at the time they reported their sexual assault*.

Figure 42.
Awareness of SVC/VLC Prior to Report



2015 MIJES Q36

Percent of respondents who took the survey and interacted with a SVC/VLC during the military justice process. Eligible number of respondents who answered the question is 196.

As seen in Figure 43, specific breakouts by the time when the report was made are as follows:³⁸

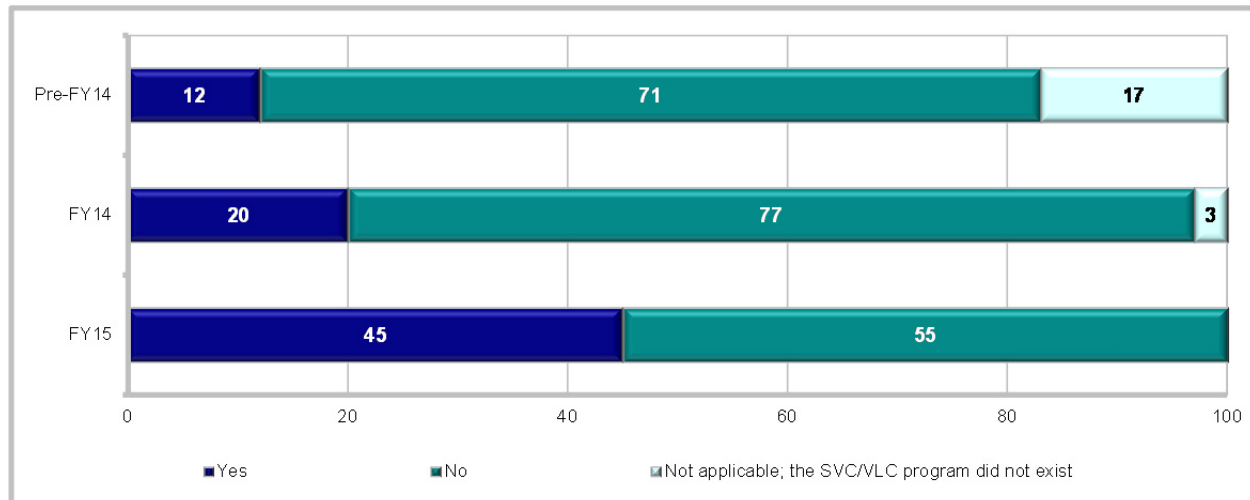
- Of respondents who interacted with a SVC/VLC during the military justice process and made their report pre-FY14, 12% indicated that *yes*, prior to their report, they were aware of the SVC or the VLC, whereas 71% indicated *no*. Seventeen percent indicated that *the SVC/VLC program did not exist at the time they reported their sexual assault*.
- Of respondents who interacted with a SVC/VLC during the military justice process and made their report in FY14, 20% indicated that *yes*, prior to their report, they were aware of the SVC or the VLC, whereas 77% indicated *no*. Three percent indicated that *the SVC/VLC program did not exist at the time they reported their sexual assault*.

³⁸ Although differences between fiscal years may seem apparent, statistical significance was not calculated; also, due to the small number of respondents who made a report in FY15, interpretation of results should be taken with caution.

- Of respondents who interacted with a SVC/VLC during the military justice process and made their report in FY15, 45% indicated that *yes*, prior to their report, they were aware of the SVC or the VLC, whereas 55% indicated *no*.

Figure 43.

Awareness of SVC/VLC Prior to Report, by Time When Report Was Made



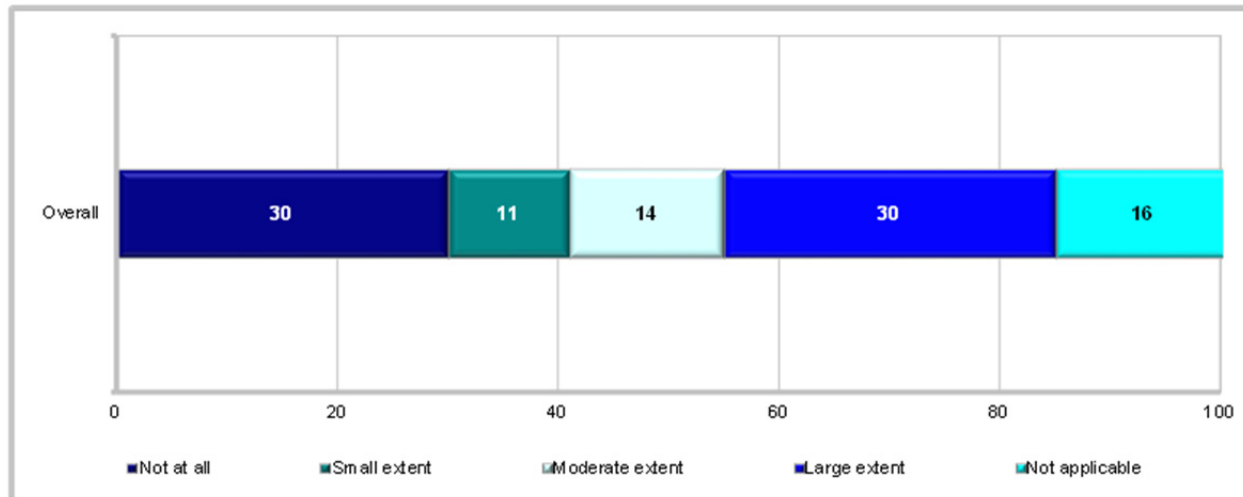
2015 MIJES Q36

Percent of respondents who took the survey and interacted with a SVC/VLC during the military justice process. Eligible number of respondents who answered the question and indicated making their report Pre-FY14 is 76; FY14 is 97; FY15 is 22.

Influence of Services Offered by SVC/VLC Prior to Report

As seen in Figure 44, of respondents who interacted with a SVC/VLC during the military justice process and were aware of the SVC/VLC program prior to their report of sexual assault, a little less than one-third (30%) indicated that the services offered by the SVC/VLC program influenced their decision to make a report to a *large extent*, 14% indicated a *moderate extent*, a little more than one-tenth (11%) indicated a *small extent*, and a little less than one-third (30%) indicated that the services offered did *not at all* influence their decision to make a report.

Figure 44.
Influence of Services Offered by SVC/VLC Prior to Report



2015 MIJES Q37

Percent of respondents who took the survey, interacted with a SVC/VLC during the military justice process, and were aware of the SVC/VLC program prior to their report of sexual assault. Eligible number of respondents who answered the question is 37.

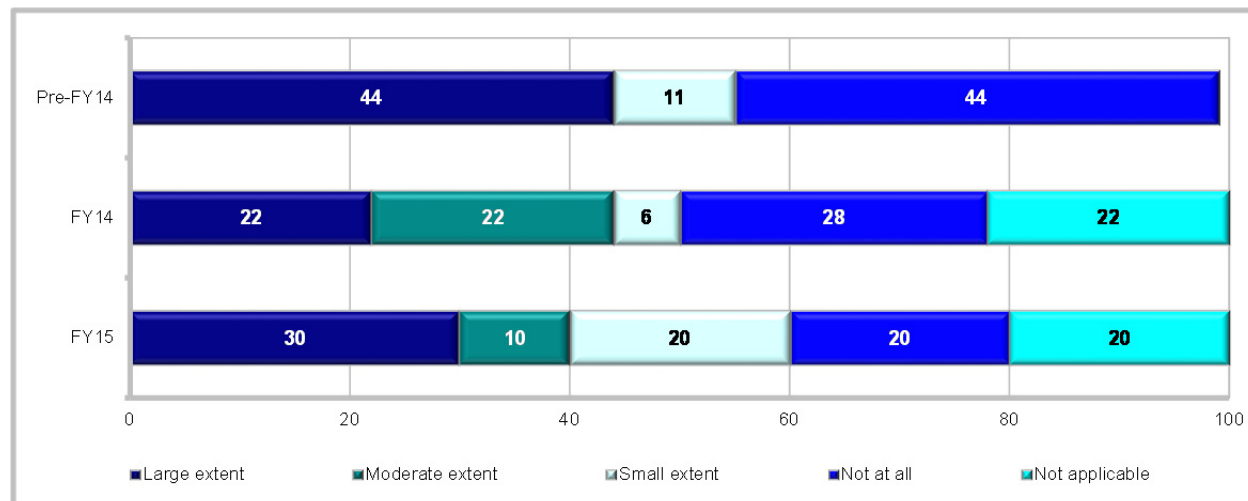
As seen in Figure 45, specific breakouts by the time when the report was made are as follows:³⁹

- Of respondents who interacted with a SVC/VLC during the military justice process, were aware of the SVC/VLC program prior to their report of sexual assault, and made their report pre-FY14, 44% indicated that the services offered by the SVC/VLC program influenced their decision to make a report to a *large extent*, 11% indicated a *small extent*, and 44% indicated that the services offered did *not at all* influence their decision to make a report.
- Of respondents who interacted with a SVC/VLC during the military justice process, were aware of the SVC/VLC program prior to their report of sexual assault, and made their report in FY14, 22% indicated that the services offered by the SVC/VLC program influenced their decision to make a report to a *large extent*, 22% indicated a *moderate extent*, 6% indicated a *small extent*, and 28% indicated that the services offered did *not at all* influence their decision to make a report.
- Of respondents who interacted with a SVC/VLC during the military justice process, were aware of the SVC/VLC program prior to their report of sexual assault, and made their report in FY15, 30% indicated that the services offered by the SVC/VLC program influenced their decision to make a report to a *large extent*, 10% indicated a *moderate extent*, 20% indicated a *small extent*, and 20% indicated that the services offered did *not at all* influence their decision to make a report.

³⁹ Although differences between fiscal years may seem apparent, statistical significance was not calculated; also, due to the small number of respondents who made a report in FY15, interpretation of results should be taken with caution.

Figure 45.

Influence of Services Offered by SVC/VLC Prior to Report, by Time When Report Was Made



2015 MIJES Q37

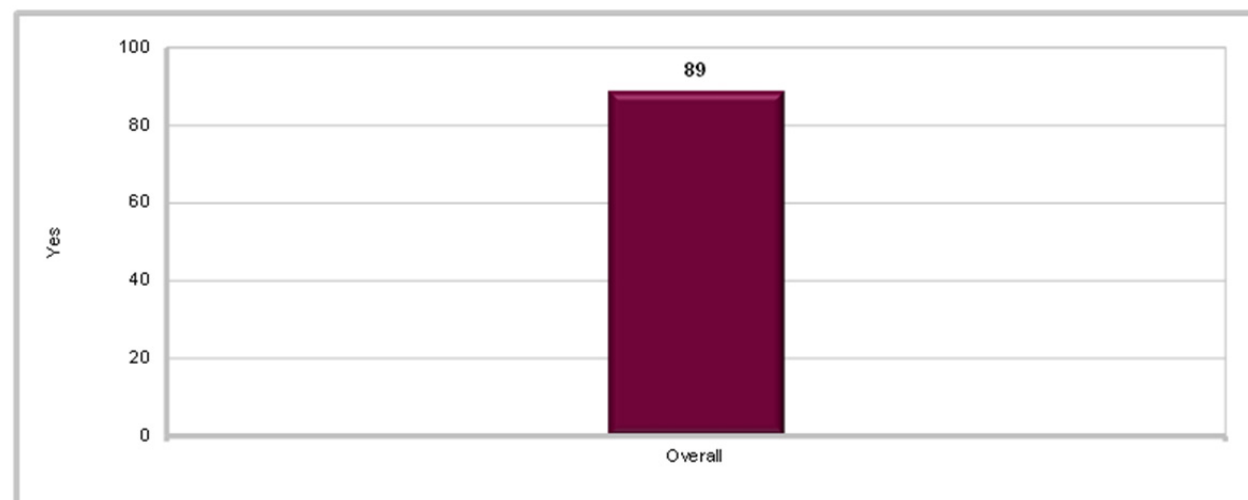
Percent of respondents who took the survey, interacted with a SVC/VLC during the military justice process, and were aware of the SVC/VLC program prior to their report of sexual assault. Eligible number of respondents who answered the question and indicated making their report Pre-FY14 is 9; FY14 is 18; FY15 is 10.

Assignment of SVC/VLC

As seen in Figure 46, of respondents who interacted with a SVC/VLC during the military justice process, the majority (89%) indicated that they were assigned a SVC/VLC.

Figure 46.

Assignment of SVC/VLC



2015 MIJES Q38

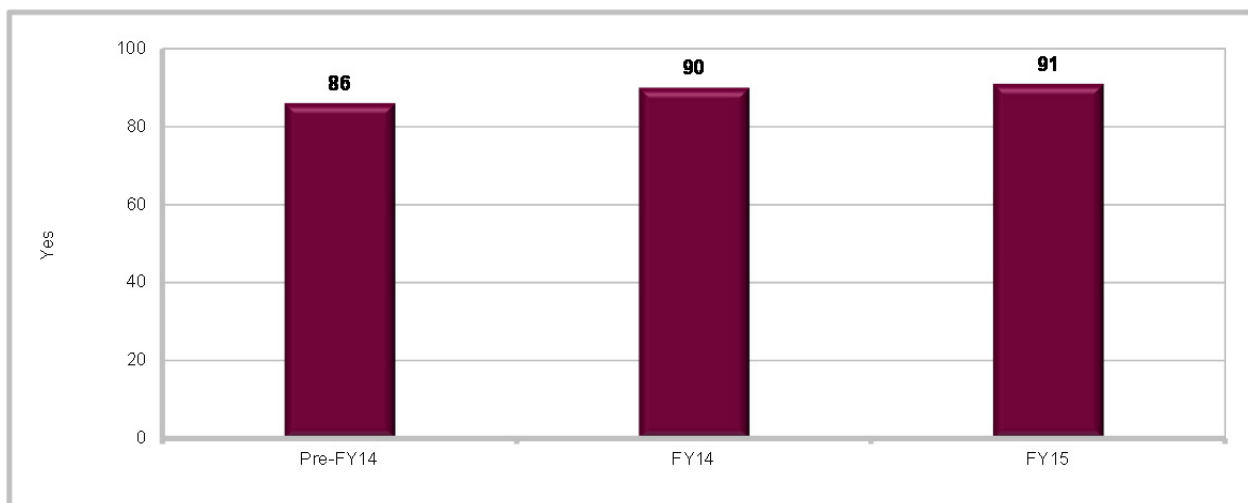
Percent of respondents who took the survey and interacted with a SVC/VLC during the military justice process. Eligible number of respondents who answered the question is 191.

As seen in Figure 47, specific breakouts by the time when the report was made are as follows:⁴⁰

- Of respondents who interacted with a SVC/VLC during the military justice process and made their report pre-FY14, 86% indicated that they were assigned a SVC/VLC.
- Of respondents who interacted with a SVC/VLC during the military justice process and made their report in FY14, 90% indicated that they were assigned a SVC/VLC.
- Of respondents who interacted with a SVC/VLC during the military justice process and made their report in FY15, 91% indicated that they were assigned a SVC/VLC.

Figure 47.

Assignment of SVC/VLC, by Time When Report Was Made



2015 MIJES Q38

Percent of respondents who took the survey and interacted with a SVC/VLC during the military justice process. Eligible number of respondents who answered the question and indicated making their report Pre-FY14 is 74; FY14 is 94; FY15 is 22.

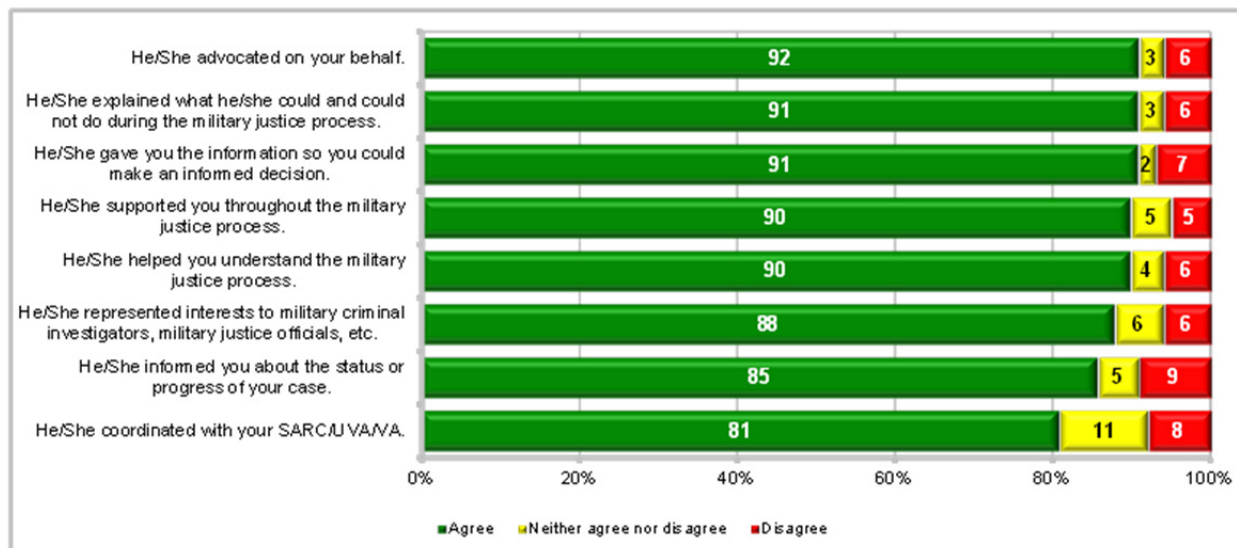
Assessment of Experiences With SVC/VLC

As seen in Figure 48, of respondents who interacted with a SVC/VLC during the military justice process, the vast majority indicated they agreed that the SVC/VLC *advocated on their behalf* (92%), *explained what he/she could and could not do during the military justice process* (91%), and/or *gave them the information so they could make an informed decision* (91%). The majority also indicated they agreed that the SVC/VLC *supported them throughout the military justice process* (90%), *helped them understand the military justice process* (90%), *represented their interests to military criminal investigators, military justice officials or other appropriate parties*

⁴⁰ Although differences between fiscal years may seem apparent, statistical significance was not calculated; also, due to the small number of respondents who made a report in FY15, interpretation of results should be taken with caution.

(88%), informed them about the status or progress of their case (85%), and/or coordinated with their SARC/UVA/VA (81%).

Figure 48.
Assessment of Experiences With SVC/VLC



2015 MIJES Q39

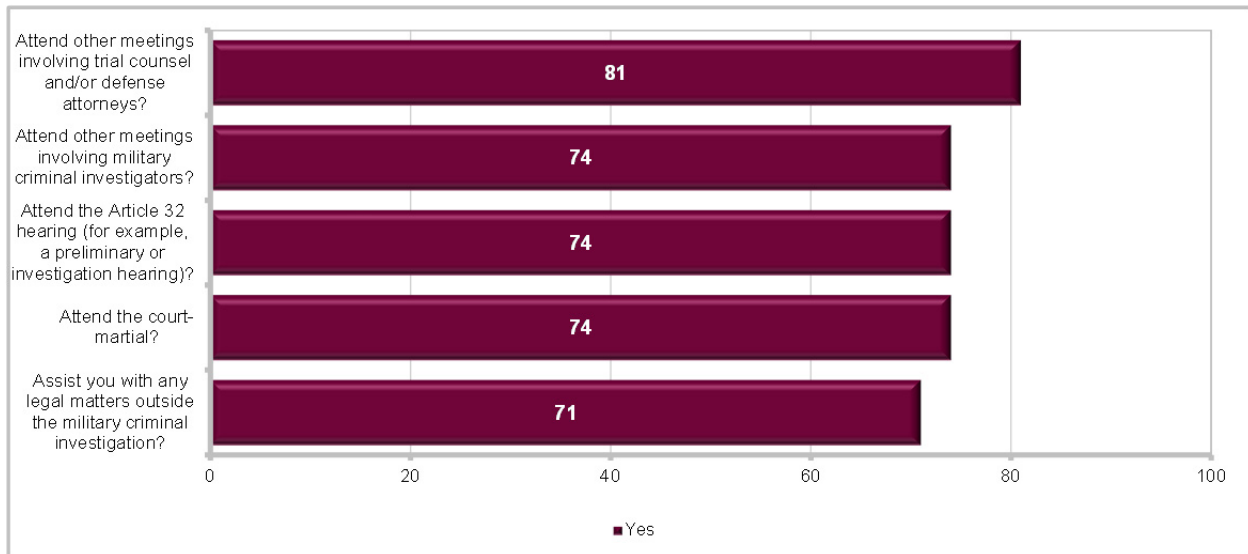
Percent of respondents who took the survey and interacted with a SVC/VLC during the military justice process. Eligible number of respondents who answered the question ranges from 177-186.

Of respondents who interacted with a SVC/VLC during the military justice process, fewer indicated they disagreed that the SVC/VLC informed them about the status or progress of their case (9%), coordinated with their SARC/UVA/VA (8%), gave them the information so they could make an informed decision (7%), represented their interests to military criminal investigators, military justice officials or other appropriate parties (6%), helped them understand the military justice process (6%), explained what he/she could and could not do during the military justice process (6%), advocated on their behalf (6%), and/or supported them throughout the military justice process (5%).

Overall Role of SVC/VLC

As seen in Figure 49, of respondents who interacted with a SVC/VLC during the military justice process, the majority indicated the SVC/VLC attended other meetings involving trial counsel and/or defense attorneys (not including the Article 32 hearing or court-martial; 81%), attended other meetings involving military criminal investigators (74%), attended the Article 32 hearing (for example, a preliminary or investigation hearing; 74%), attended the court martial (74%), and/or assisted them with any legal matters outside the military criminal investigation (for example, legal assistance issues, command-related issues, or duty-related issues; 71%).

Figure 49.
Overall Role of SVC/VLC



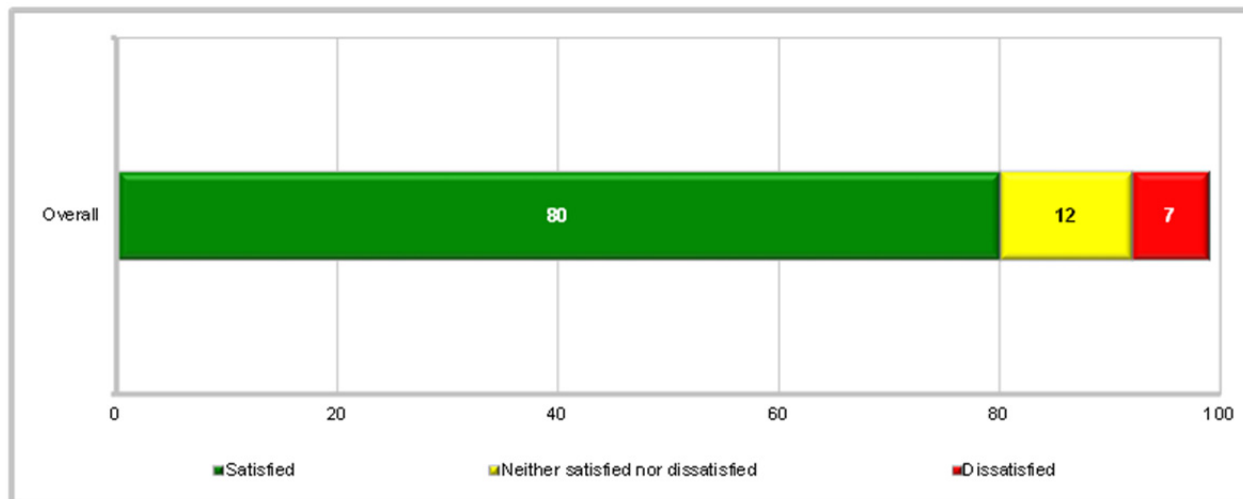
2015 MIJES Q40

Percent of respondents who took the survey and interacted with a SVC/VLC during the military justice process. Results exclude those who indicated "Not applicable." Eligible number of respondents who answered the question ranges from 95-149.

Satisfaction With SVC/VLC

As seen in Figure 50, of respondents who interacted with a SVC/VLC during the military justice process, overall, the majority (80%) indicated that they were *satisfied* with the SVC or VLC during the military justice process, whereas 7% were *dissatisfied*.

Figure 50.
Satisfaction With SVC/VLC



2015 MIJES Q41

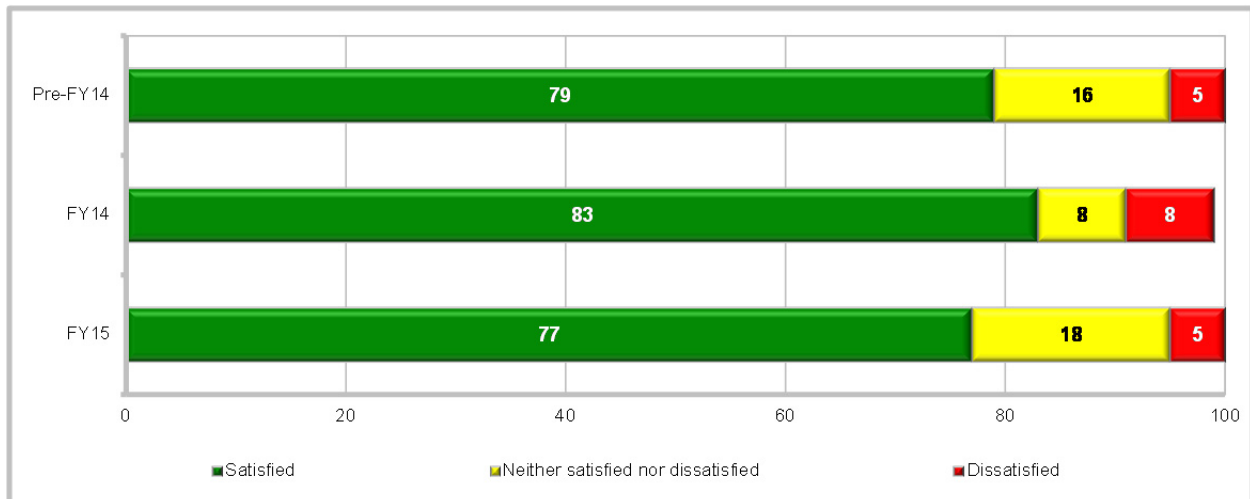
Percent of respondents who took the survey and interacted with a SVC/VLC during the military justice process. Eligible number of respondents who answered the question is 194.

As seen in Figure 51, specific breakouts by the time when the report was made are as follows:⁴¹

- Of respondents who interacted with a SVC/VLC during the military justice process and made their report pre-FY14, 79% indicated that they were *satisfied* with the SVC or VLC during the military justice process, whereas 5% were *dissatisfied*.
- Of respondents who interacted with a SVC/VLC during the military justice process and made their report in FY14, 83% indicated that they were *satisfied* with the SVC or VLC during the military justice process, whereas 8% were *dissatisfied*.
- Of respondents who interacted with a SVC/VLC during the military justice process and made their report in FY15, 77% indicated that they were *satisfied* with the SVC or VLC during the military justice process, whereas 5% were *dissatisfied*.

⁴¹ Although differences between fiscal years may seem apparent, statistical significance was not calculated; also, due to the small number of respondents who made a report in FY15, interpretation of results should be taken with caution.

Figure 51.
Satisfaction With SVC/VLC, by Time When Report Was Made



2015 MIJES Q41

Percent of respondents who took the survey and interacted with a SVC/VLC during the military justice process. Eligible number of respondents who answered the question and indicated making their report Pre-FY14 is 75; FY14 is 96; FY15 is 22.

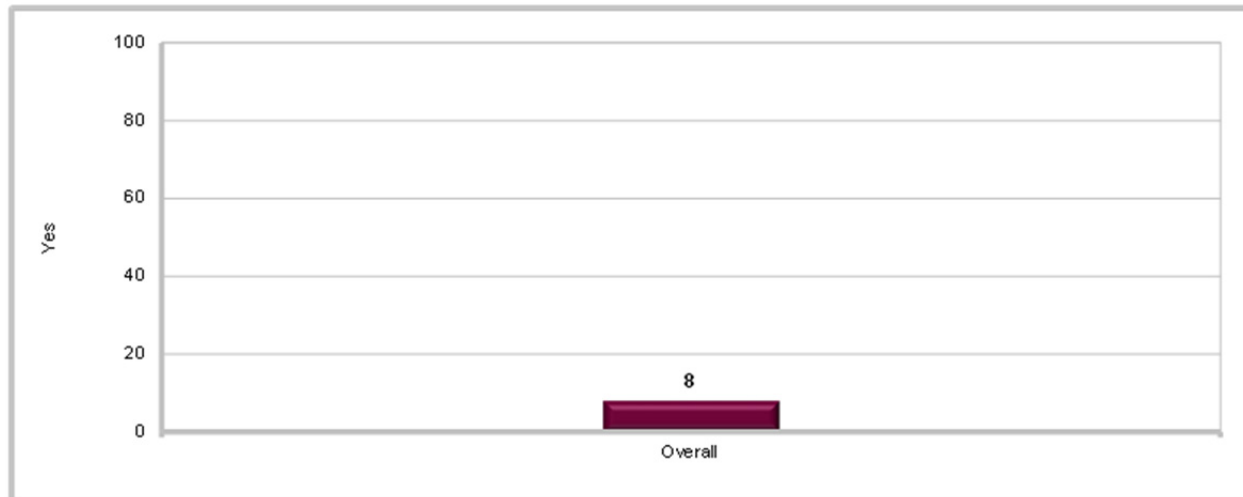
Experiences With Victim Witness Assistance Provider (VWAP)

Once an MCIO investigation is initiated, a VWAP is available to support military members who brought forward a report of sexual assault. A VWAP may provide support to military members by assisting them in understanding their federally mandated rights as well as with navigating the military justice process. VWAPs may also provide information on services and resources, and interact with military trial counsel and commanders. They also help ensure that the military member's situation is respected, that military members have a voice in the process, and that military members are kept informed of the status of the investigation and prosecution throughout the military justice process.

Interaction With a VWAP

As seen in Figure 52, 8% of respondents indicated interacting with a VWAP (for example, Victim Witness Coordinator/Victim Witness Liaison) during the military justice process. The remaining items in this section are of this 8%.

Figure 52.
Interaction With a VWAP



2015 MIJES Q42

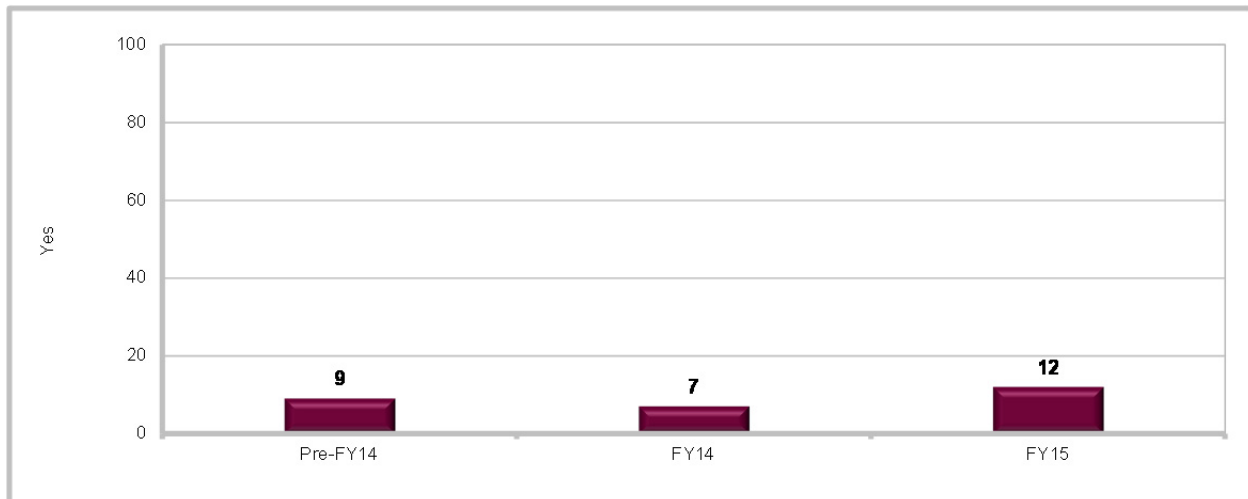
Percent of all respondents who took the survey. Eligible number of respondents who answered the question is 323.

As seen in Figure 53, specific breakouts by the time when the report was made are as follows:⁴²

- 9% of respondents who made their report pre-FY14 indicated interacting with a VWAP during the military justice process.
- 7% of respondents who made their report in FY14 indicated interacting with a VWAP during the military justice process.
- 12% of respondents who made their report in FY15 indicated interacting with a VWAP during the military justice process.

⁴² Although differences between fiscal years may seem apparent, statistical significance was not calculated; also, due to the small number of respondents who made a report in FY15, interpretation of results should be taken with caution.

Figure 53.
Interaction With a VWAP, by Time When Report Was Made



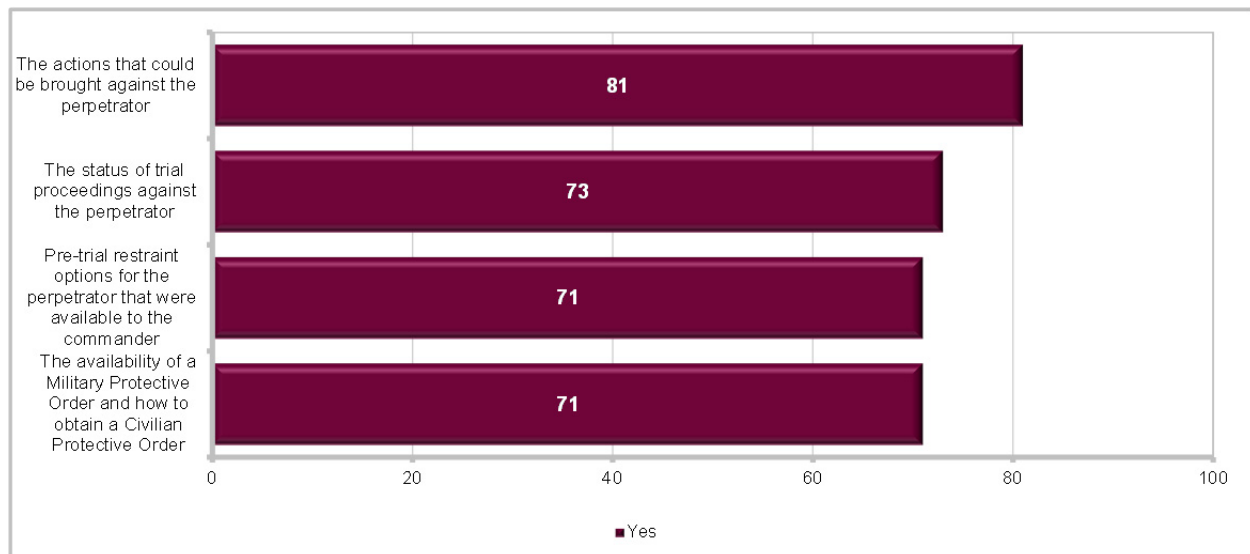
2015 MIJES Q42

Percent of all respondents who took the survey. Eligible number of respondents who answered the question and indicated making their report Pre-FY14 is 134; FY14 is 152; FY15 is 34.

Overall Role of VWAP

As seen in Figure 54, of respondents who interacted with a VWAP during the military justice process, the majority indicated the VWAP discussed *the actions that could be brought against the perpetrator* (for example, court-martial charges, non-judicial punishment, administrative discharge; 81%), *the status of trial proceedings against the perpetrator* (for example, Article 32 hearings and courts-martial; 73%), *the pre-trial restraint options for the perpetrator that were available to the commander* (for example, placing the perpetrator in jail prior to trial, or the perpetrator's release from jail; 71%), and/or *the availability of a Military Protective Order and how to obtain a Civilian Protective Order* (also sometimes called a Restraining Order; 71%).

Figure 54.
Overall Role of VWAP



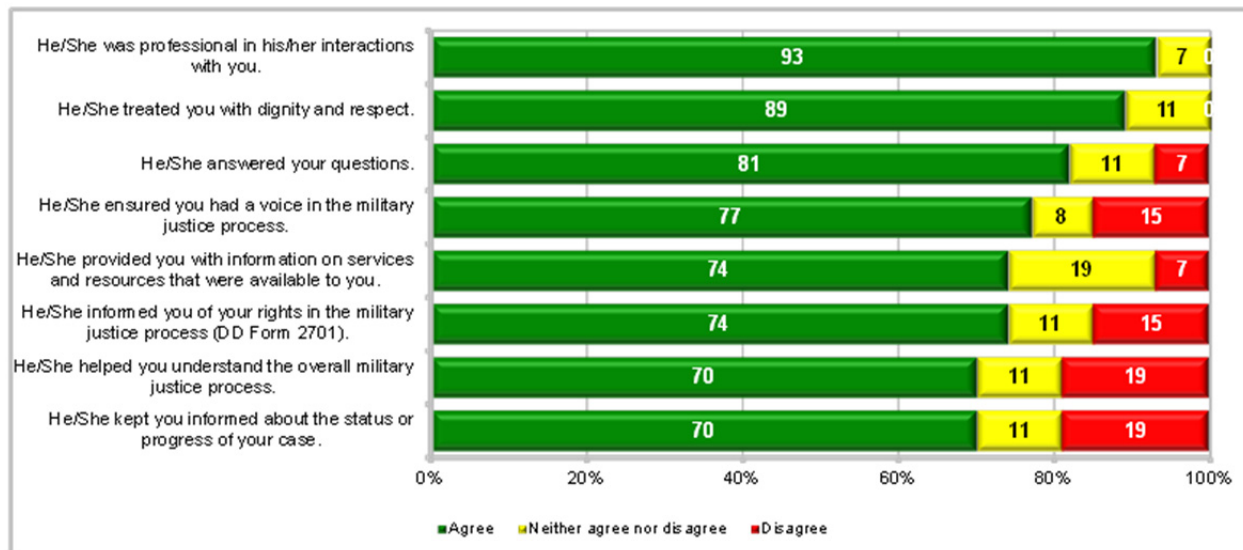
2015 MIJES Q43

Percent of respondents who took the survey and interacted with a VWAP during the military justice process. Results exclude those who indicated "Not applicable." Eligible number of respondents who answered the question ranges from 24-26.

Assessment of Experiences With VWAP

As seen in Figure 55, of respondents who interacted with a VWAP during the military justice process, the vast majority (93%) indicated they agreed that the VWAP was *professional in his/her interactions with them*. The majority indicated they agreed that the VWAP *treated them with dignity and respect* (89%), *answered their questions* (81%), *ensured they had a voice in the military justice process* (77%), *provided them with information on services and resources that were available to them* (74%), *informed them of their rights in the military justice process (DD Form 2701; 74%)*, *helped them understand the overall military justice process* (70%), and/or *kept them informed about the status or progress of their case* (70%).

Figure 55.
Assessment of Experiences With VWAP



2015 MIJES Q44

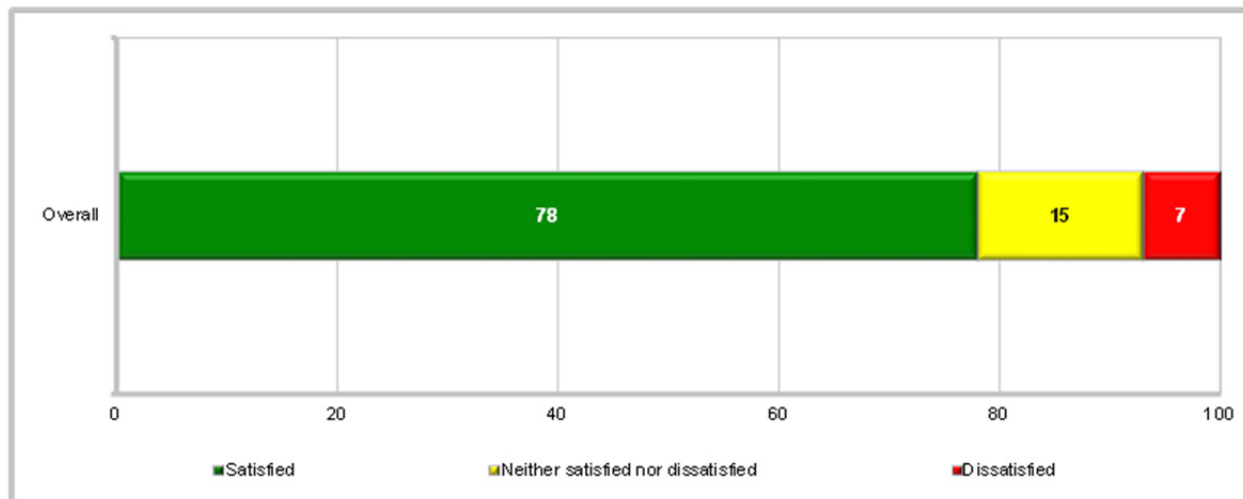
Percent of respondents who took the survey and interacted with a VWAP during the military justice process. Eligible number of respondents who answered the question ranges from 26-27.

Of respondents who interacted with a VWAP during the military justice process, a little less than one-fifth indicated they disagreed that the VWAP *kept them informed about the status or progress of their case* (19%), *helped them understand the overall military justice process* (19%), *informed them of their rights in the military justice process (DD Form 2701)* and/or *ensured they had a voice in the military justice process* (both 15%). Fewer indicated they disagreed that the VWAP *provided them with information on services and resources that were available to them* and *answered their questions* (both 7%). No respondents indicated they disagreed that the VWAP *treated them with dignity and respect* and *was professional in his/her interactions with them*.

Satisfaction With a VWAP

As seen in Figure 56, of respondents who interacted with a VWAP during the military justice process, overall, the majority (78%) indicated that they were *satisfied* with the VWAP during the military justice process, whereas 7% were *dissatisfied*.

Figure 56.
Satisfaction With a VWAP



2015 MIJES Q45

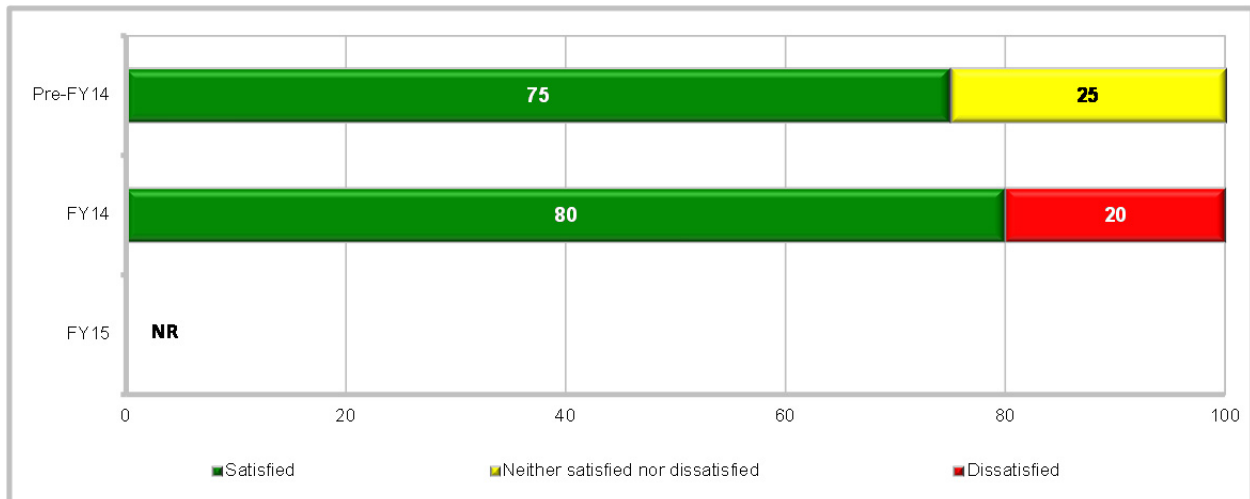
Percent of respondents who took the survey and interacted with a VWAP during the military justice process. Eligible number of respondents who answered the question is 27.

As seen in Figure 57, specific breakouts by the time when the report was made are as follows:⁴³

- Of respondents who interacted with a VWAP during the military justice process and made their report pre-FY14, 75% indicated that they were *satisfied* with the VWAP during the military justice process, whereas no one indicated they were *dissatisfied*.
- Of respondents who interacted with a VWAP during the military justice process and made their report in FY14, 80% indicated that they were *satisfied* with the VWAP during the military justice process, whereas 20% were *dissatisfied*.
- Of respondents who interacted with a VWAP during the military justice process and made their report in FY15, percentages are not reportable for *satisfied* or *dissatisfied*.

⁴³ Although differences between fiscal years may seem apparent, statistical significance was not calculated; also, due to the small number of respondents who made a report in FY15, interpretation of results should be taken with caution.

Figure 57.
Satisfaction With a VWAP, by Time When Report Was Made



2015 MIJES Q45

Percent of respondents who took the survey and interacted with a VWAP during the military justice process. Eligible number of respondents who answered the question and indicated making their report Pre-FY14 is 12; FY14 is 10; FY15 is 4.

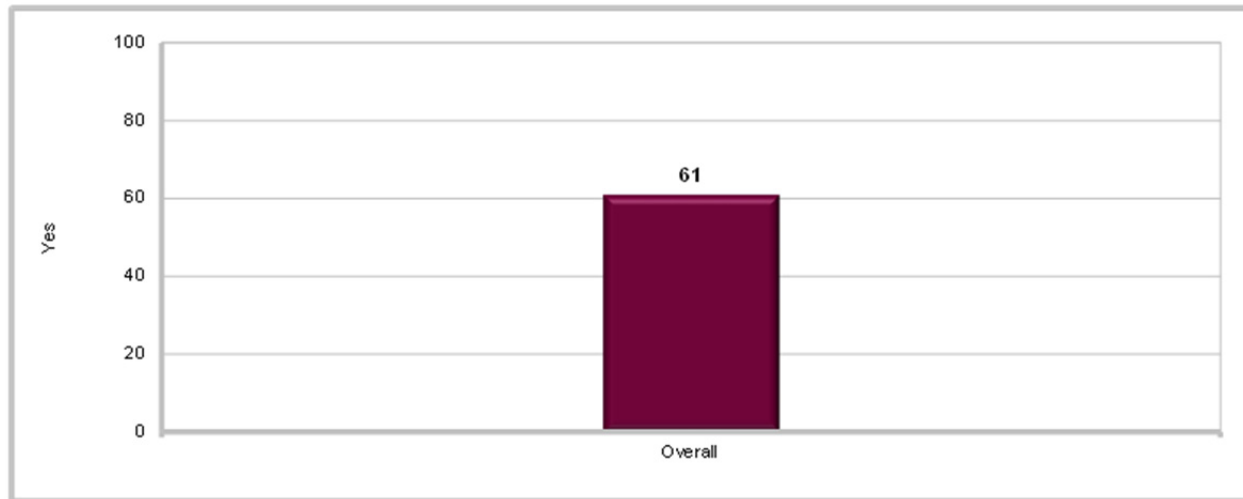
Experiences With Unit Commander/Director and/or With Immediate Supervisor and/or Senior Enlisted Advisor

Another area of interest to the Department is the response of the military member's chain of command, if notified of the incident. When a military member makes an unrestricted report of sexual assault, it prompts both an official investigation and notification of the military member's command. Respondents were asked about whether they interacted with their unit commander/director and/or other members in their chain of command (e.g., senior enlisted advisor, immediate supervisor).

Interaction With Unit Commander/Director

As seen in Figure 58, a little less than two-thirds (61%) of respondents indicated interacting with their unit commander/director during the military justice process. The remaining items in this section are of this 61%.

Figure 58.
Interaction With Unit Commander/Director



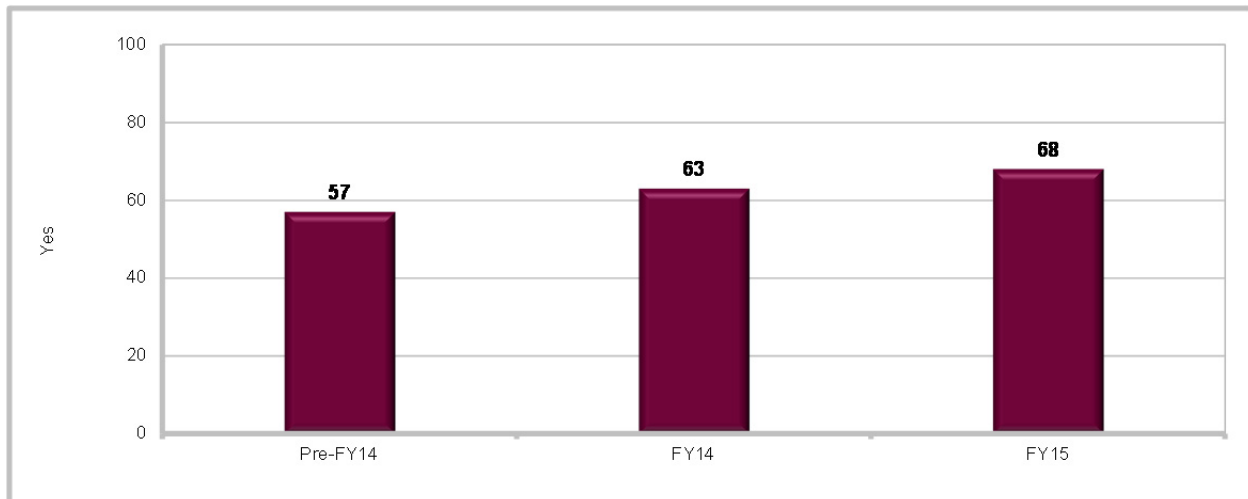
2015 MIJES Q46

Percent of all respondents who took the survey. Eligible number of respondents who answered the question is 323.

As seen in Figure 59, specific breakouts by the time when the report was made are as follows:⁴⁴

- 57% of respondents who made their report pre-FY14 indicated interacting with their unit commander/director during the military justice process.
- 63% of respondents who made their report in FY14 indicated interacting with their unit commander/director during the military justice process.
- 68% of respondents who made their report in FY15 indicated interacting with their unit commander/director during the military justice process.

⁴⁴ Although differences between fiscal years may seem apparent, statistical significance was not calculated; also, due to the small number of respondents who made a report in FY15, interpretation of results should be taken with caution.

Figure 59.***Interaction With Unit Commander/Director, by Time When Report Was Made*****2015 MIJES Q46**

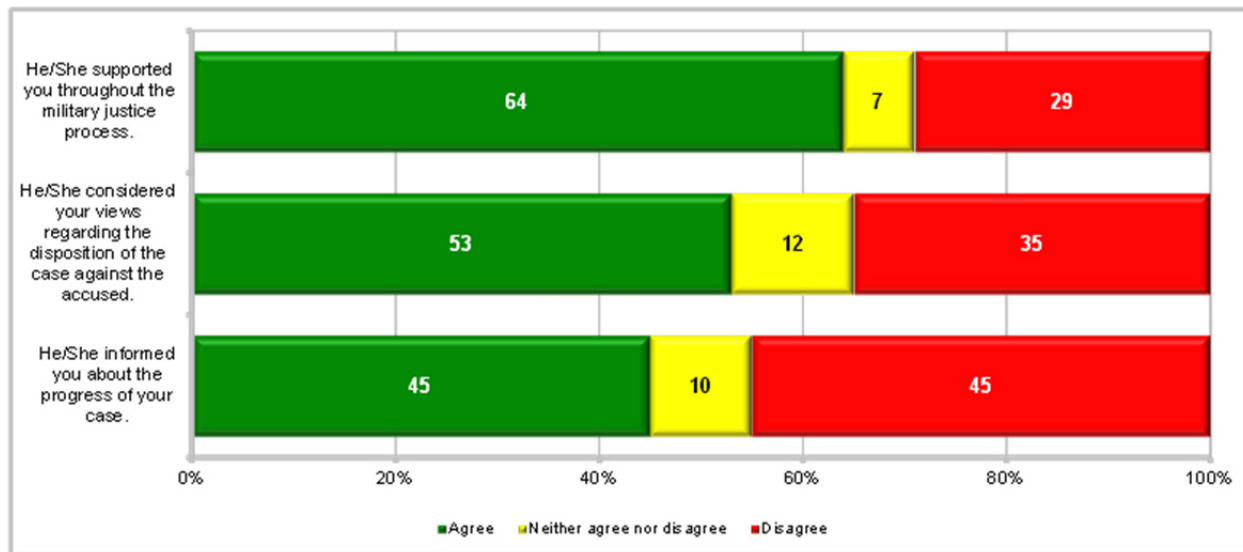
Percent of all respondents who took the survey. Eligible number of respondents who answered the question and indicated making their report Pre-FY14 is 134; FY14 is 152; FY15 is 34.

Assessment of Experiences With Unit Commander/Director

As seen in Figure 60, of respondents who interacted with their unit commander/director during the military justice process, a little less than two-thirds (64%) indicated they agreed that their unit commander/director *supported them throughout the military justice process*, whereas more than one-quarter (29%) disagreed. A little more than half (53%) indicated they agreed that their unit commander/director *considered their views regarding the disposition of the case against the accused*, whereas more than one-third (35%) disagreed. A little less than half (45%) indicated they agreed that their unit commander/director *informed them about the progress of their case*, whereas a little less than half (45%) disagreed.

Figure 60.

Assessment of Experiences With Unit Commander/Director



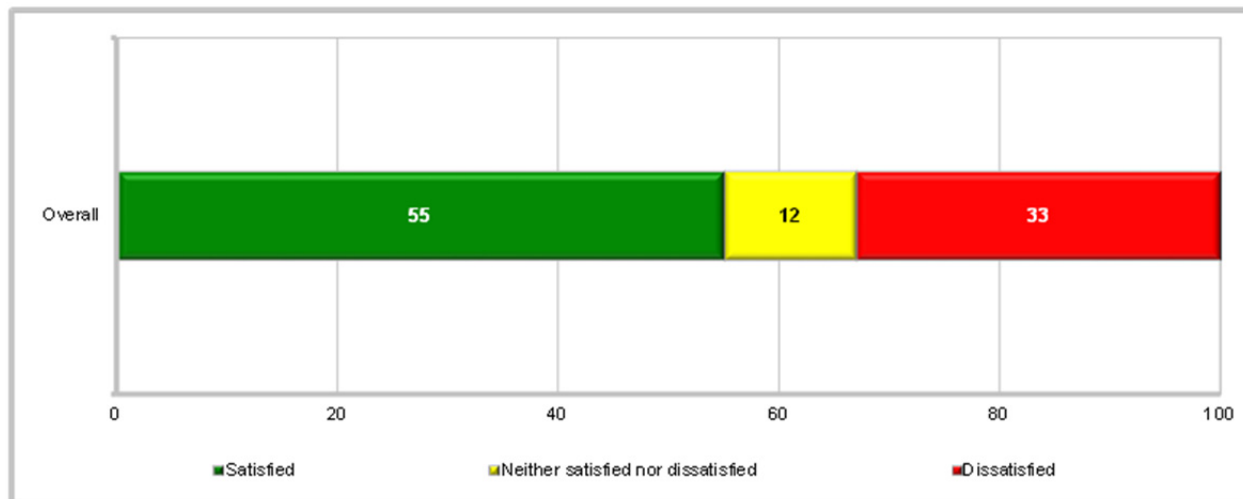
2015 MIJES Q47

Percent of respondents who took the survey and interacted with their unit commander/director during the military justice process. Eligible number of respondents who answered the question ranges from 178-194.

Satisfaction With Unit Commander/Director

As seen in Figure 61, of respondents who interacted with their unit commander/director during the military justice process, overall, more than half (55%) indicated that they were *satisfied* with the response from their unit commander during the military justice process, whereas one-third (33%) were *dissatisfied*.

Figure 61.
Satisfaction With Unit Commander/Director



2015 MIJES Q48

Percent of respondents who took the survey and interacted with their unit commander/director during the military justice process. Eligible number of respondents who answered the question is 195.

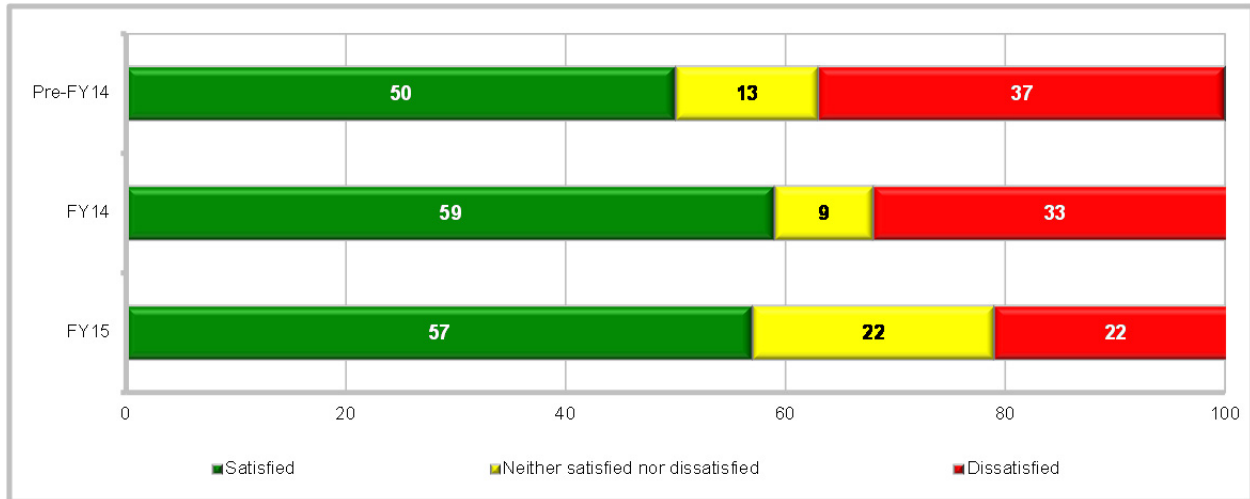
As seen in Figure 62, specific breakouts by the time when the report was made are as follows:⁴⁵

- Of respondents who interacted with their unit commander/director during the military justice process and made their report pre-FY14, 50% indicated that they were *satisfied* with the response from their unit commander during the military justice process, whereas 37% were *dissatisfied*.
- Of respondents who interacted with their unit commander/director during the military justice process and made their report in FY14, 59% indicated that they were *satisfied* with the response from their unit commander during the military justice process, whereas 33% were *dissatisfied*.
- Of respondents who interacted with their unit commander/director during the military justice process and made their report in FY15, 57% indicated that they were *satisfied* with the response from their unit commander during the military justice process, whereas 22% were *dissatisfied*.

⁴⁵ Although differences between fiscal years may seem apparent, statistical significance was not calculated; also, due to the small number of respondents who made a report in FY15, interpretation of results should be taken with caution.

Figure 62.

Satisfaction With Unit Commander/Director, by Time When Report Was Made



2015 MIJES Q48

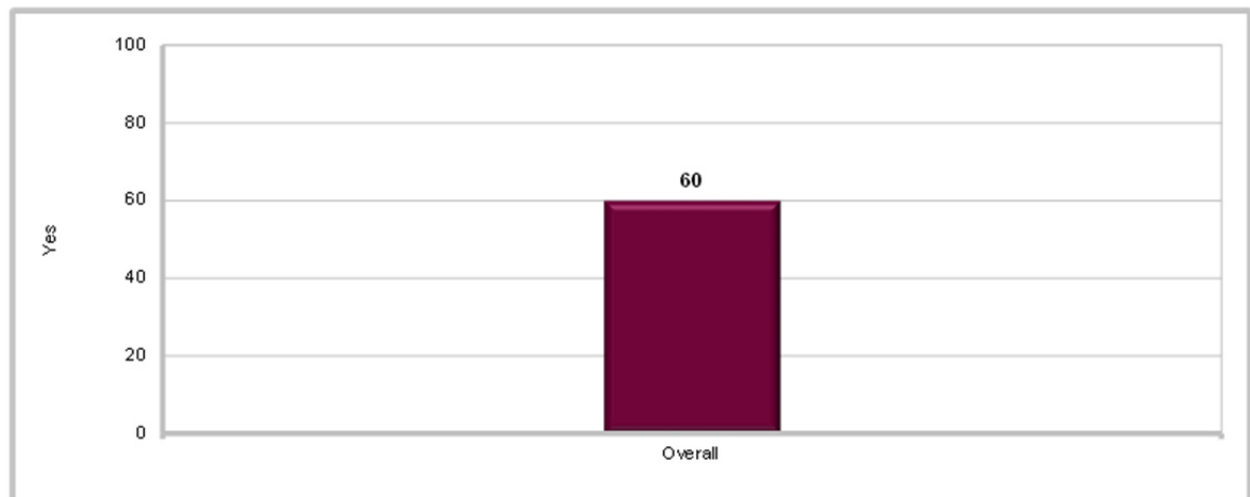
Percent of respondents who took the survey and interacted with their unit commander/director during the military justice process. Eligible number of respondents who answered the question and indicated making their report Pre-FY14 is 76; FY14 is 94; FY15 is 23.

Interaction With Immediate Supervisor

As seen in Figure 63, more than half (60%) of respondents indicated interacting with their immediate supervisor during the military justice process.

Figure 63.

Interaction With Immediate Supervisor



2015 MIJES Q49

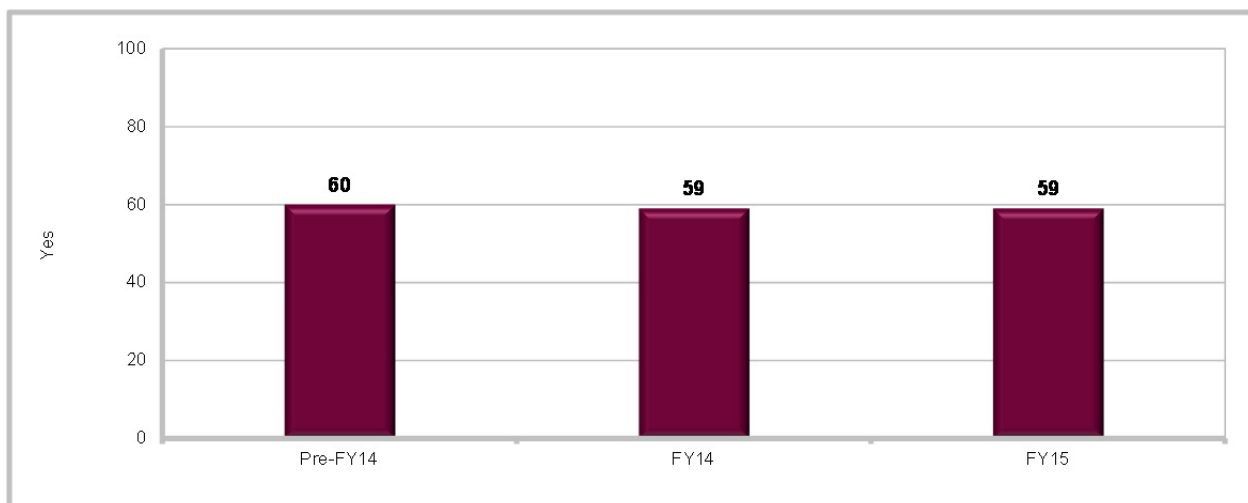
Percent of all respondents who took the survey. Eligible number of respondents who answered the question is 323.

As seen in Figure 64, specific breakouts by the time when the report was made are as follows:⁴⁶

- 60% of respondents who made their report pre-FY14 indicated interacting with their immediate supervisor during the military justice process.
- 59% of respondents who made their report in FY14 indicated interacting with their immediate supervisor during the military justice process.
- 59% of respondents who made their report in FY15 indicated interacting with their immediate supervisor during the military justice process.

Figure 64.

Interaction With Immediate Supervisor, by Time When Report Was Made



2015 MIJES Q49

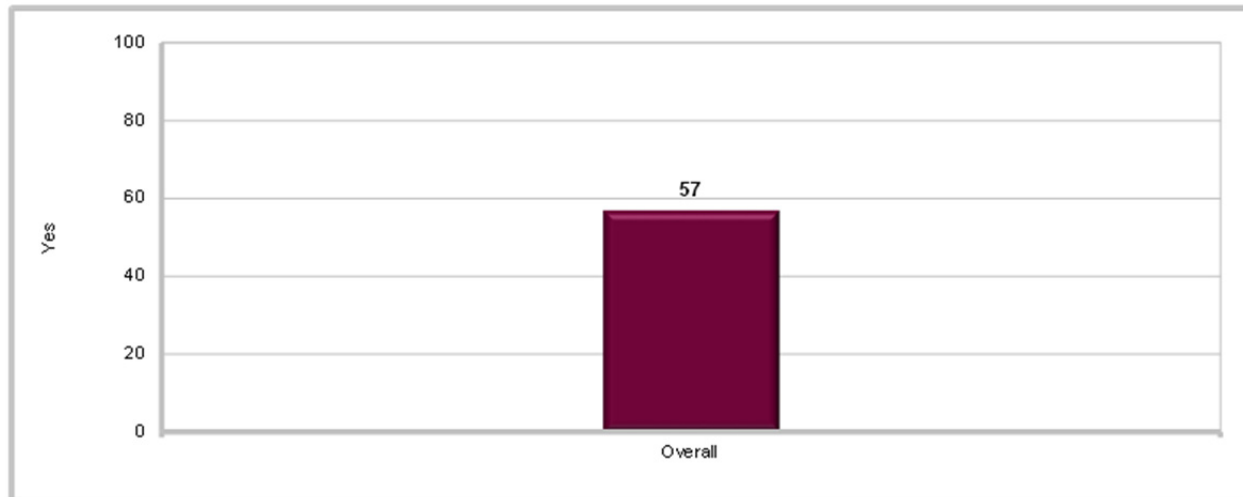
Percent of all respondents who took the survey. Eligible number of respondents who answered the question and indicated making their report Pre-FY14 is 134; FY14 is 152; FY15 is 34.

Interaction With Senior Enlisted Advisor

As seen in Figure 65, more than half (57%) of respondents indicated interacting with their senior enlisted advisor (for example, First or Master Sergeant, Chief Petty Officer) during the military justice process.

⁴⁶ Although differences between fiscal years may seem apparent, statistical significance was not calculated; also, due to the small number of respondents who made a report in FY15, interpretation of results should be taken with caution.

Figure 65.
Interaction With Senior Enlisted Advisor



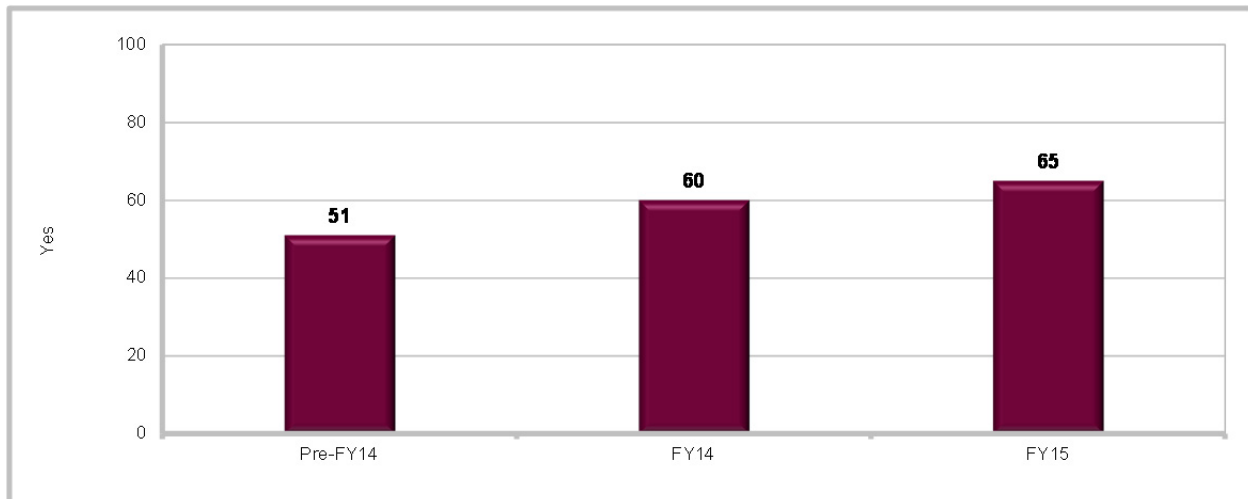
2015 MIJES Q50

Percent of all respondents who took the survey. Eligible number of respondents who answered the question is 323.

As seen in Figure 66, specific breakouts by the time when the report was made are as follows:⁴⁷

- 51% of respondents who made their report pre-FY14 indicated interacting with their senior enlisted advisor during the military justice process.
- 60% of respondents who made their report in FY14 indicated interacting with their senior enlisted advisor during the military justice process.
- 65% of respondents who made their report in FY15 indicated interacting with their senior enlisted advisor during the military justice process.

⁴⁷ Although differences between fiscal years may seem apparent, statistical significance was not calculated; also, due to the small number of respondents who made a report in FY15, interpretation of results should be taken with caution.

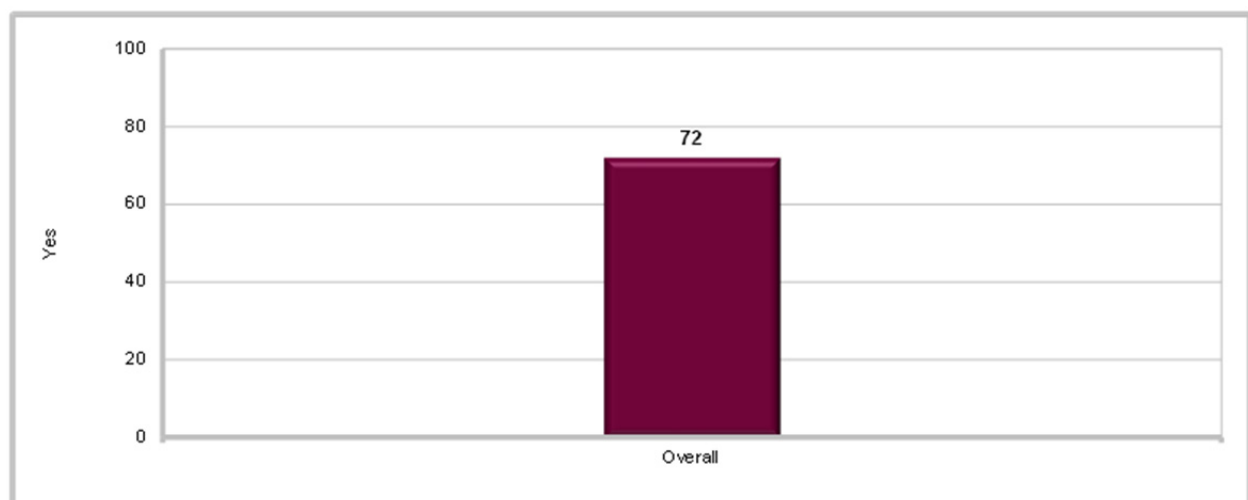
Figure 66.***Interaction With Senior Enlisted Advisor, by Time When Report Was Made***

2015 MIJES Q50

Percent of all respondents who took the survey. Eligible number of respondents who answered the question and indicated making their report Pre-FY14 is 134; FY14 is 152; FY15 is 34.

Interaction With Immediate Supervisor and/or Senior Enlisted Advisor

As seen in Figure 67, the majority (72%) indicated interacting with their senior enlisted advisor and/or immediate supervisor during the military justice process. The remaining items in this section are of this 72%.

Figure 67.***Interaction With Immediate Supervisor and/or Senior Enlisted Advisor***

2015 MIJES Q50

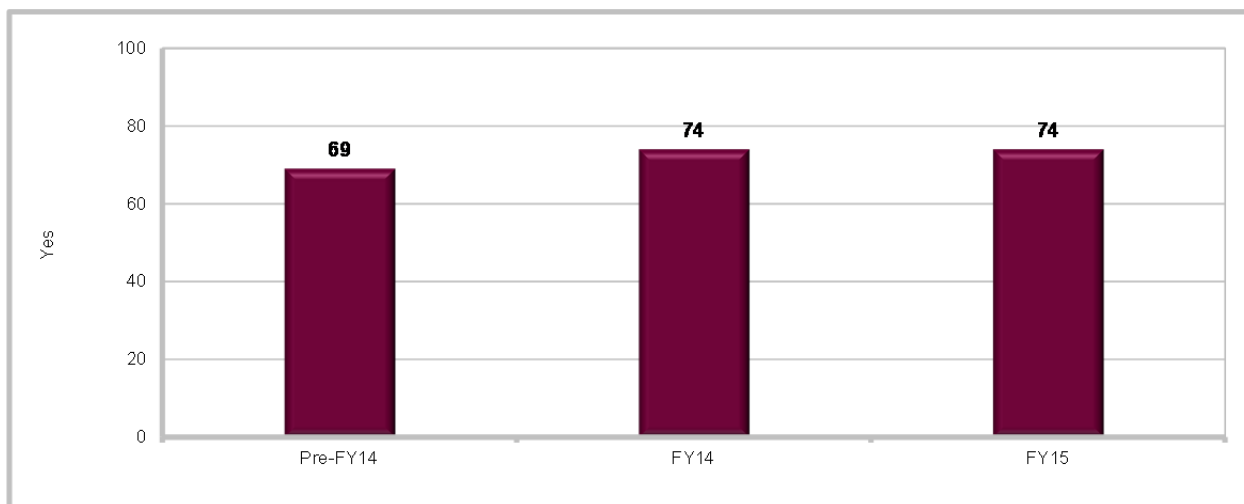
Percent of all respondents who took the survey. Eligible number of respondents who answered the question is 323.

As seen in Figure 68, specific breakouts by the time when the report was made are as follows:⁴⁸

- 69% of respondents who made their report pre-FY14 indicated interacting with their senior enlisted advisor and/or immediate supervisor during the military justice process.
- 74% of respondents who made their report in FY14 indicated interacting with their senior enlisted advisor and/or immediate supervisor during the military justice process.
- 74% of respondents who made their report in FY15 indicated interacting with their senior enlisted advisor and/or immediate supervisor during the military justice process.

Figure 68.

Interaction With Immediate Supervisor and/or Senior Enlisted Advisor, by Time When Report Was Made



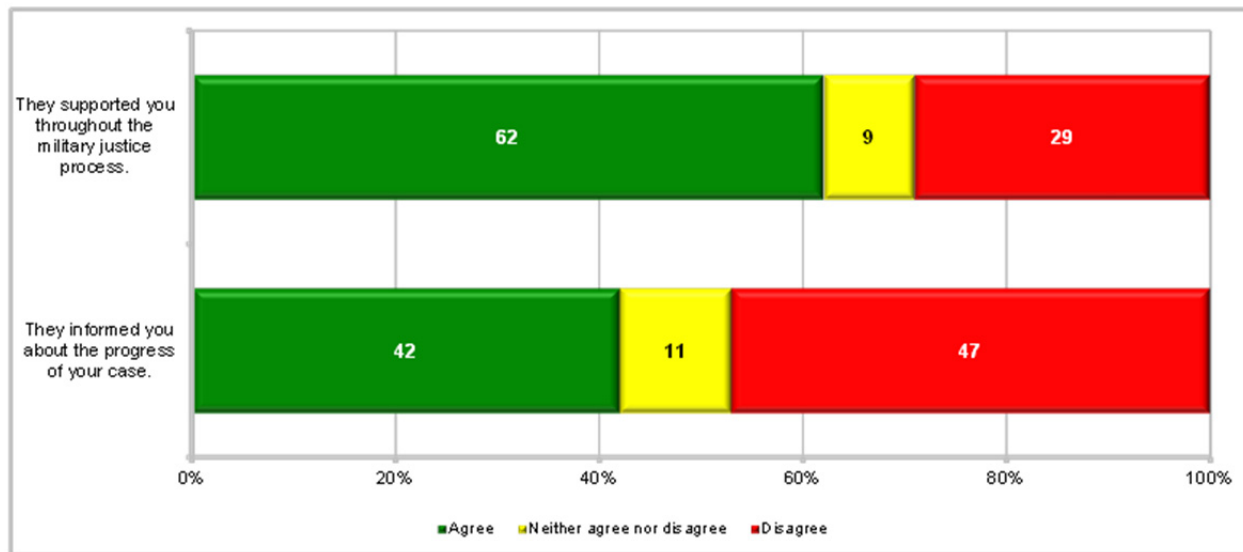
2015 MIJES Q50

Percent of all respondents who took the survey. Eligible number of respondents who answered the question and indicated making their report Pre-FY14 is 134; FY14 is 152; FY15 is 34.

Assessment of Experiences With Immediate Supervisor and/or Senior Enlisted Advisor

As seen in Figure 69, of respondents who interacted with their immediate supervisor and/or senior enlisted advisor during the military justice process, a little less than two-thirds (62%) indicated they agreed that their immediate supervisor and/or senior enlisted advisor *supported them throughout the military justice process*, whereas more than one-quarter (29%) disagreed. Forty-two percent indicated they agreed that their immediate supervisor and/or senior enlisted advisor *informed them about the progress of their case*, whereas a little less than half (47%) disagreed.

⁴⁸ Although differences between fiscal years may seem apparent, statistical significance was not calculated; also, due to the small number of respondents who made a report in FY15, interpretation of results should be taken with caution.

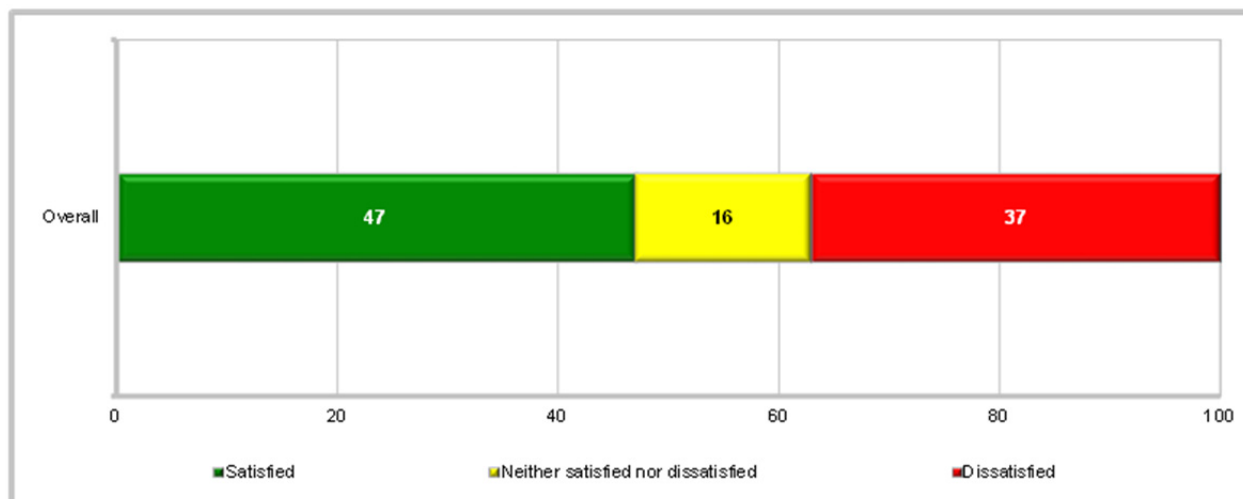
Figure 69.***Assessment of Experiences With Immediate Supervisor and/or Senior Enlisted Advisor***

2015 MIJES Q51

Percent of respondents who took the survey and interacted with their immediate supervisor and/or senior enlisted advisor during the military justice process. Eligible number of respondents who answered the question ranges from 199-225.

Satisfaction With Immediate Supervisor and/or Senior Enlisted Advisor

As seen in Figure 70, of respondents who interacted with their immediate supervisor and/or senior enlisted advisor during the military justice process, overall, a little less than half (47%) indicated that they were *satisfied* with the response from their immediate supervisor and/or senior enlisted advisor during the military justice process, whereas more than one-third (37%) were *dissatisfied*.

Figure 70.***Satisfaction With Immediate Supervisor and/or Senior Enlisted Advisor***

2015 MIJES Q52

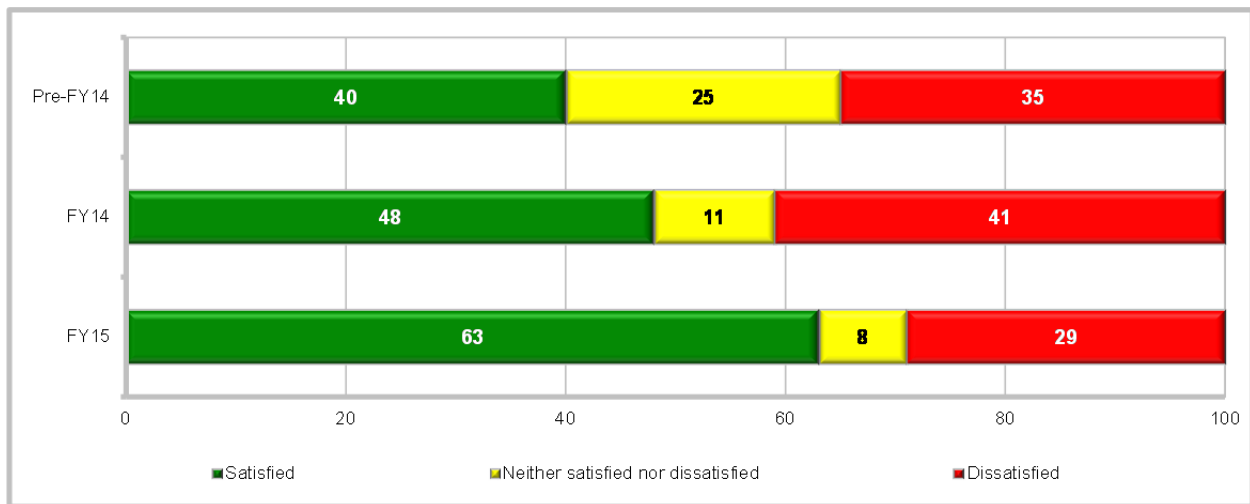
Percent of respondents who took the survey and interacted with their immediate supervisor and/or senior enlisted advisor during the military justice process. Eligible number of respondents who answered the question is 231.

As seen in Figure 71, specific breakouts by the time when the report was made are as follows:⁴⁹

- Of respondents who interacted with their immediate supervisor and/or senior enlisted advisor during the military justice process and made their report pre-FY14, 40% indicated that they were *satisfied* with the response from their immediate supervisor and/or senior enlisted advisor during the military justice process, whereas 35% were *dissatisfied*.
- Of respondents who interacted with their immediate supervisor and/or senior enlisted advisor during the military justice process and made their report in FY14, 48% indicated that they were *satisfied* with the response from their immediate supervisor and/or senior enlisted advisor during the military justice process, whereas 41% were *dissatisfied*.
- Of respondents who interacted with their immediate supervisor and/or senior enlisted advisor during the military justice process and made their report in FY15, 63% indicated that they were *satisfied* with the response from their immediate supervisor and/or senior enlisted advisor during the military justice process, whereas 29% were *dissatisfied*.

⁴⁹ Although differences between fiscal years may seem apparent, statistical significance was not calculated; also, due to the small number of respondents who made a report in FY15, interpretation of results should be taken with caution.

Figure 71.
Satisfaction With Immediate Supervisor and/or Senior Enlisted Advisor, by Time When Report Was Made



2015 MIJES Q52

Percent of respondents who took the survey and interacted with their immediate supervisor and/or senior enlisted advisor during the military justice process. Eligible number of respondents who answered the question and indicated making their report Pre-FY14 is 92; FY14 is 112; FY15 is 24.

Chapter 4:

Outcomes Associated With Reporting

The Department strives to create an environment where military members feel comfortable and safe reporting a potential sexual assault to a military authority. Since 2005, DoD has established a number of policies to encourage more survivors to come forward.⁵⁰ In 2012, DoD created two distinct types of reporting options for sexual assault survivors—*restricted* and *unrestricted*. *Restricted reporting* is a confidential option for those who want to obtain medical and mental health services, but do not want an official investigation into the assault, or their command to be notified. *Unrestricted reporting* is for military members who not only want access to medical and mental health services, but who also want to have the assault officially investigated. These reporting options were established so that military members could feel more comfortable seeking help/treatment without necessarily having the situation result in an official military investigation or notification of their leadership. Military members also have the option to convert a restricted report into an unrestricted report at any time. Conversely, an unrestricted report cannot be converted to restricted report.

One area the Department has been monitoring is repercussions, i.e. retaliatory behavior, as a result of reporting a sexual assault. Specifically, two forms of retaliatory behaviors have been outlined: professional reprisal and ostracism/maltreatment. Professional reprisal, as defined in law and policy, is a personnel or other unfavorable action taken by the chain of command against an individual for engaging in a protected activity. Ostracism and maltreatment, however, can be negative behaviors, such as actions of social exclusion or misconduct against the military member taken either by peers or an individual in a position of authority, because the military member reported or intends to report a criminal offense. The Department's ability to deter retaliatory behavior was strengthened by section 1714 of the NDAA for FY 2014, enhancing the protections in section 1034 of title 10, United States Code, for military members reporting criminal offenses. Protections were also strengthened for military members by section 1709, which requires the promulgation of regulations to punish retaliatory behaviors. Survey results on rates of perceived experiences of military members who made a report of sexual assault have been relatively constant for both types of retaliatory behavior since first measured in 2006. Prior survey data indicate that over half of female military members who make an unrestricted report of sexual assault perceive some amount of retaliatory behavior.⁵¹ In 2015, the Secretary of Defense determined that more detailed information was needed on the circumstances of these perceived experiences of retaliation. As a result, the Secretary of Defense directed "that we develop a DoD-wide comprehensive strategy to prevent retaliation against Service members who report or intervene on behalf of victims of sexual assault and other crimes."⁵²

⁵⁰ Examples of policies established include the implementation of the DoD Safe Helpline, the National Defense Authorization Act for Fiscal Year 2014, and the Special Victims' Counsel/Victims' Legal Counsel Program (Lucero, 2015).

⁵¹ DMDC (2013), Van Winkle, E., Rock, L., Coffey, M., & Hurley, M. (2014), and RAND (2014). Data for men were not reportable due to the small number of male respondents in this category.

⁵² Secretary of Defense (2015, May 1).

This increased focus led to a number of new initiatives, including the revision of survey measures to be consistent with the directives prohibiting retaliation and behaviors that allow for Departmental action.⁵³ To develop the comprehensive measure to assess perceptions of retaliation, SAPRO assembled a Retaliation Roundtable which included subject matter experts from across the Department, including representatives from each Service, as well as DoD stakeholders. The goal was to create a detailed set of survey items that more accurately measure perceptions of ostracism/maltreatment and professional reprisal so that these outcomes associated with reporting a sexual assault could be better addressed by the Department.

Construction of Items

DMDC worked closely with the Services and DoD stakeholders to design behaviorally-based questions that would better capture perceptions of a range of outcomes resulting from the report of a sexual assault. The resulting bank of questions were designed to measure negative behaviors a respondent may have experienced as a result of making a sexual assault report and to account for additional motivating factors, as indicated by the respondent, that are consistent with prohibited actions of professional reprisal, ostracism, and maltreatment in the Uniform Code of Military Justice (UCMJ) and military policies and regulations. In this way, these questions are able to provide the Department with perceived experiences of the respondents for each of the different types of possible retaliatory behaviors as well as various “roll up” scales to obtain broader understanding of the issue. These items were reviewed and approved by all Services via the Retaliation Roundtable convened by SAPRO in June 2015.

Survey questions are only able to provide a general understanding of the self-reported outcomes that may constitute reprisal, ostracism, or maltreatment and therefore we refer to such outcomes as “perceived.” Ultimately, only the results of an investigation (which takes into account all legal aspects, such as the intent of the alleged perpetrator) can determine whether self-reported negative behaviors meet the requirements of prohibited retaliation. The percentages presented in this chapter reflect the respondents' perceptions about a negative experience associated with their reporting of a sexual assault and not necessarily a reported or legally substantiated incident of retaliation. As such, rates for these items are caveated as “perceived.”

Prior to categorizing respondents as experiencing “perceived” reprisal, ostracism, and/or maltreatment, respondents had to indicate experiencing a “potential” retaliatory action and/or behavior. Specifically, the respondent had to indicate experiencing any behavior consistent with professional reprisal or ostracism/maltreatment which would precede the questions to ascertain the respondent's perception of the motivating factors of those perceived retaliatory behaviors. Therefore, there are higher percentages of respondents who experience “potential” behaviors, but they do not, on their own, reflect a “rate.” “Perceived” actions and/or behaviors are those retaliatory behaviors where potential behaviors were experienced and additional motivating factors, as indicated by the respondent, were present. Construction of perceived reprisal, ostracism, and maltreatment is based on general policy prohibitions and should not be construed

⁵³ The implementation of Section 1709(a) of the NDAA for FY 2014 requires the Secretary of Defense to prescribe regulations, or require the Secretaries of the military departments to prescribe regulations, that prohibit retaliation against an alleged victim or other member of the Armed Forces who reports a criminal offense. The section further requires that violation of those regulations be punishable under Article 92 of the UCMJ, 10 U.S.C. § 892 (2012).

The percentages presented in this chapter reflect the respondents' perceptions about a negative experience associated with their reporting of a sexual assault and not necessarily a reported or legally substantiated incident of retaliation.

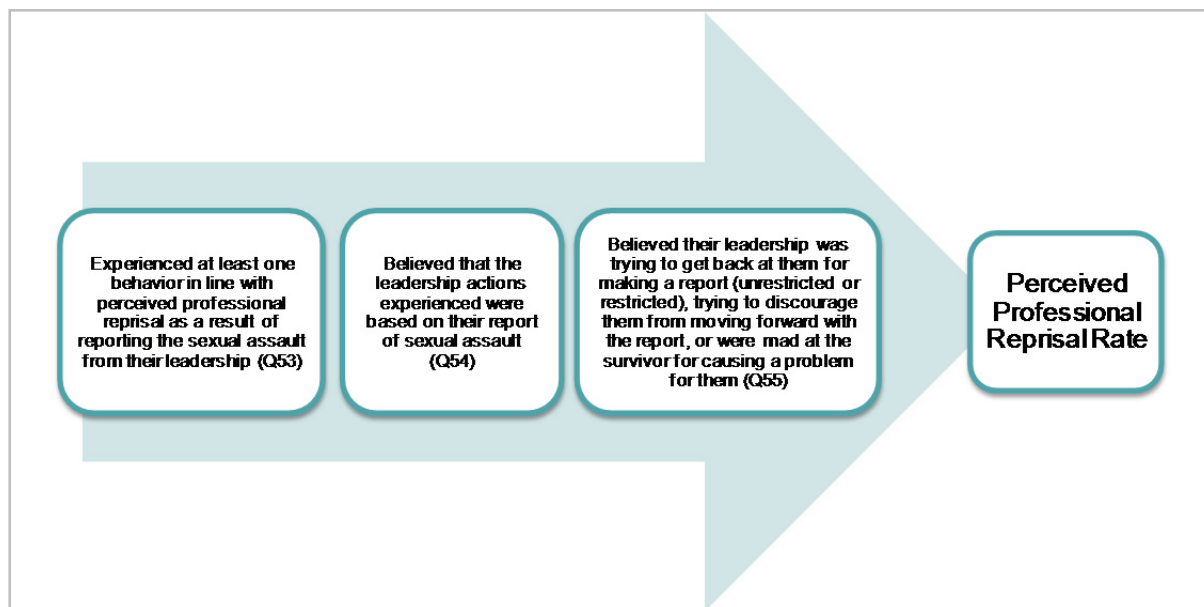
as a legal crime victimization rate due to slight differences across the Services on the definition of behaviors and requirements of retaliation and in the absence of an investigation being conducted to determine a verified outcome.

Perceived Professional Reprisal

Reprisal is defined as “taking or threatening to take an adverse personnel action, or withholding or threatening to withhold a favorable personnel action, with respect to a member of the Armed Forces because the member reported a criminal offense.”⁵⁴ Per the definition in law and policy, reprisal may only occur if the actions in question were taken by leadership with the intent of having a specific detrimental impact on the career or professional activities of the military member who reported a crime. As depicted in Figure 72, the *Perceived Professional Reprisal* rate in the 2015 MIJES is a summary measure reflecting whether respondents indicated they perceived experiencing a behavior consistent with potential reprisal as a result of reporting a sexual assault, (i.e., the action taken was not based on conduct or performance [Q53]). Further, the respondent must believe leadership took these actions for a specific set of reasons: they were trying to get back at the respondent for making a formal report (restricted or unrestricted; Q54), they were trying to discourage the respondent from moving forward with the report, or they were mad at the respondent for causing a problem for them (Q55).

⁵⁴ Military Whistleblower Protection Act (10 U.S.C. 1034); Section 1709(a) of the NDAA for FY 2014 requires regulations prohibiting retaliation against an alleged victim or other member of the Armed Forces who reports a crime, and requires that violations of those regulations be punishable under Article 92.

Figure 72.
Construction of Perceived Professional Reprisal Rate



Perceived Ostracism

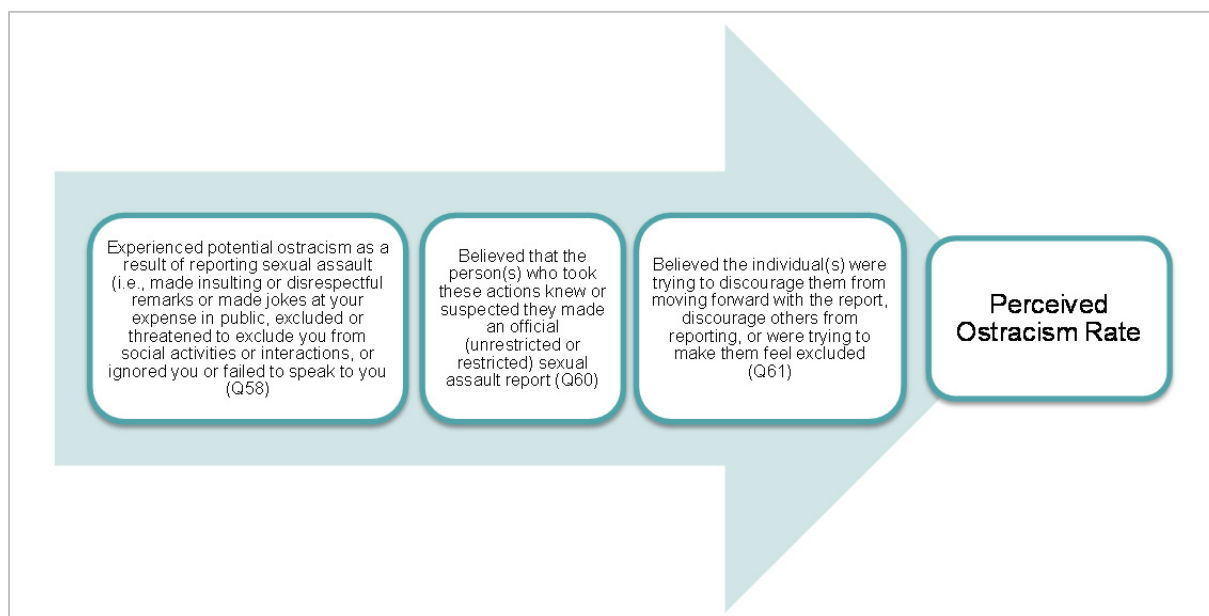
Implementing strategies to eliminate retaliatory behaviors such as ostracism presents some challenges to the Department. For example, enacting prohibitions against ostracism within the context of retaliation requires a specific set of criteria in order to maintain judicial validation against the limitations on the freedom of disassociation. Therefore, the Services crafted policies which implement the regulation of these prohibitions against ostracism outlined in statute 1709(a). In the *Report on Prohibiting Retaliation Against an Alleged Victim or Other Member of the Armed Forces Who Reports a Criminal Offense*, the Department states that “the punitive Service regulations issued in accordance with section 1709(a) of the NDAA for FY 2014 as supplemented by existing UCMJ articles that can be applied to some specific aspects of retaliation—such as Article 93’s prohibition of maltreatment and Article 133’s prohibition of misconduct by commissioned officers, cadets, and midshipmen—are the optimal means of criminalizing retaliation against victims or other members of the Armed Forces who report criminal offenses.”⁵⁵

Although the interpretation of ostracism varies slightly across the DoD Services, in general, ostracism may occur if retaliatory behaviors were taken either by a military member’s military peers or by leadership. Examples of ostracism include improper exclusion from social acceptance, activities, or interactions; denying privilege of friendship due to reporting or planning to report a crime; blaming the military member for the report or assault; and/or subjecting the military member to insults or bullying. As depicted in Figure 73, the *Perceived Ostracism* rate in the 2015 MIJES is a summary measure reflecting whether, as a result of

⁵⁵ DoD (2014).

reporting a sexual assault, respondents perceived at least one behavior consistent with potential ostracism: someone made insulting or disrespectful remarks or made jokes at the respondent's expense in public, excluded or threatened to exclude the respondent from social activities or interactions, or ignored or failed to speak to the respondent (Q58). To be included in this rate, respondents also needed to indicate they perceived at least one person who took the action knew or suspected they made an official (unrestricted or restricted) sexual assault report (Q60) and they believed that person(s) were trying to discourage them from moving forward with their report, discourage others from reporting, or was trying to make the respondent feel excluded (Q61).

Figure 73.
Construction of Perceived Ostracism Rate



Perceived Maltreatment

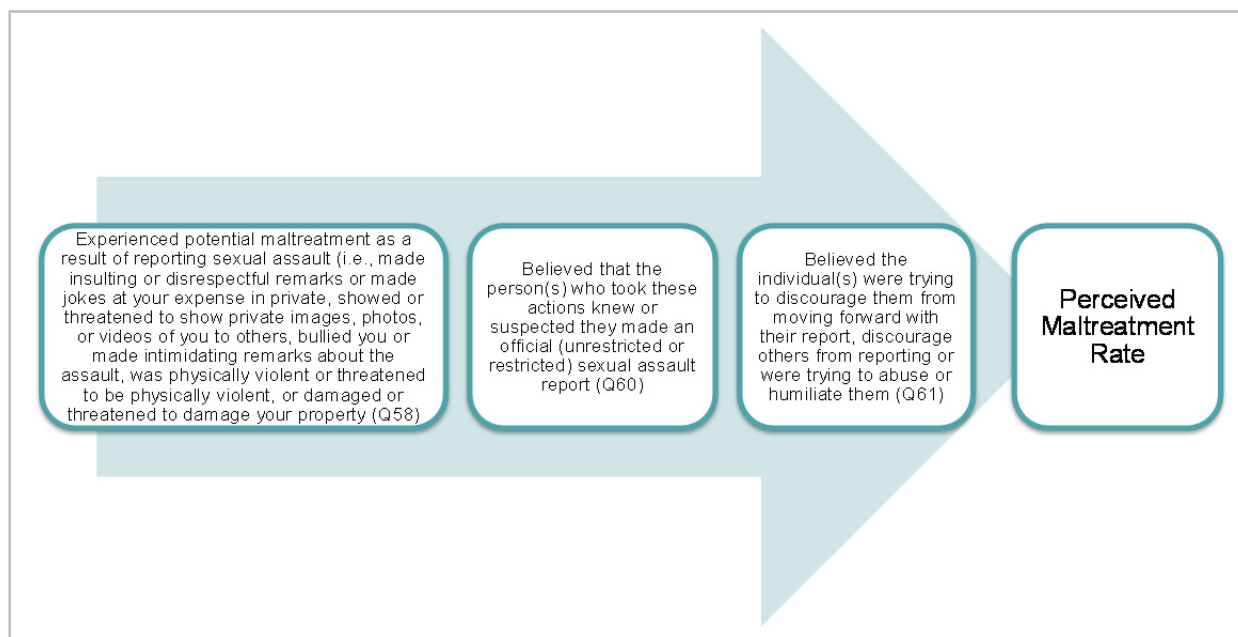
In the context of retaliation, perceived maltreatment prohibitions must include a specific set of criteria in order to maintain judicial validation against the limitations on the freedom of disassociation. As with perceived ostracism, the Services crafted regulations making certain behavior punitive under Article 92, of the UCMJ, as mandated by Section 1709(a).⁵⁶ Cruelty, oppression, and maltreatment are acts that occur without a valid military purpose, and may include physical or psychological force or threat or abusive or unjustified treatment that results in physical or mental harm done with the intent to deter the reporting of a criminal offense or

⁵⁶ DoD (2014).

participation in the military justice process. For the purposes of this report, the construct of “cruelty, oppression, and maltreatment” are referenced broadly as “maltreatment.”⁵⁷

As depicted in Figure 74, the *Perceived Maltreatment* rate is a summary measure reflecting whether, as a result of reporting a sexual assault, respondents perceived experiencing at least one behavior consistent with potential maltreatment: someone made insulting or disrespectful remarks or made jokes at the respondent’s expense in private; showed or threatened to show private images, photos, or videos of the respondent to others; bullied the respondent or made intimidating remarks about the assault; was physically violent with the respondent or threatened to be physically violent; or damaged or threatened to damage the respondent’s property (Q58). To be included in this rate, respondents also needed to indicate they perceived at least one person who took the action knew or suspected they made an official (unrestricted or restricted) sexual assault report (Q60) and they believed that person(s) were trying to discourage the respondent from moving forward with the report, discourage others from reporting, or was trying to abuse or humiliate the respondent (Q61).

Figure 74.
Construction of Perceived Maltreatment Rate



Perceived Ostracism/Maltreatment

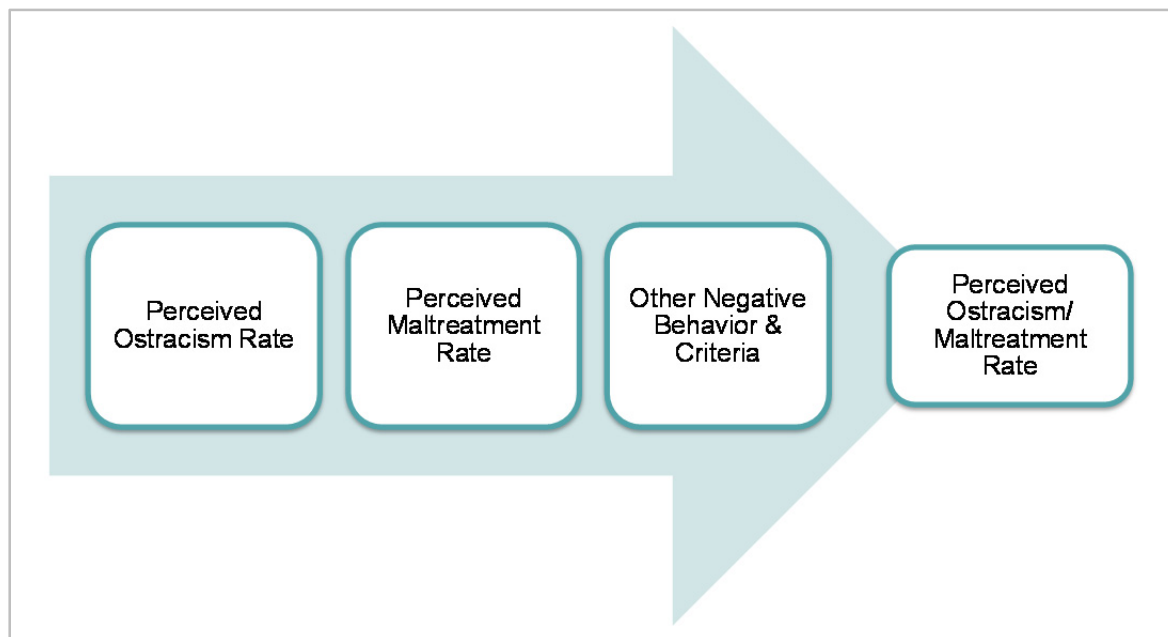
By regulations, ostracism/maltreatment is defined as “ostracism and acts of maltreatment committed by peers of a member of the Armed Forces or by other persons because the member

⁵⁷ Maltreatment as used in this survey comprises both maltreatment in the context of reporting an offense and under Article 93 of the UCMJ.

reported a criminal offense.”⁵⁸ As depicted in Figure 75, the *Perceived Ostracism/Maltreatment* rate is an overall measure reflecting whether respondents reported experiencing behaviors and other actions by other military members or DoD civilians in order to fulfill requirements for inclusion in the rate for either *Perceived Ostracism* and/or *Perceived Maltreatment* (Q58, Q60, and Q61) or some other negative action (Q58i) as a result of reporting a sexual assault.

Criteria include experiencing perceived potential ostracism and/or potential maltreatment as a result of reporting a sexual assault (Q58) including experiencing some other negative action (Q58i), believing that the person(s) who took these actions knew or suspected they made an official (unrestricted or restricted) sexual assault report (Q60), and believing the individual(s) were trying to discourage them from moving forward with the report, or discourage others from reporting, were trying to make them feel excluded, or were trying to abuse or humiliate them (Q61).

Figure 75.
Construction of Perceived Ostracism/Maltreatment Rate



Perceived Professional Reprisal and/or Perceived Ostracism/Maltreatment

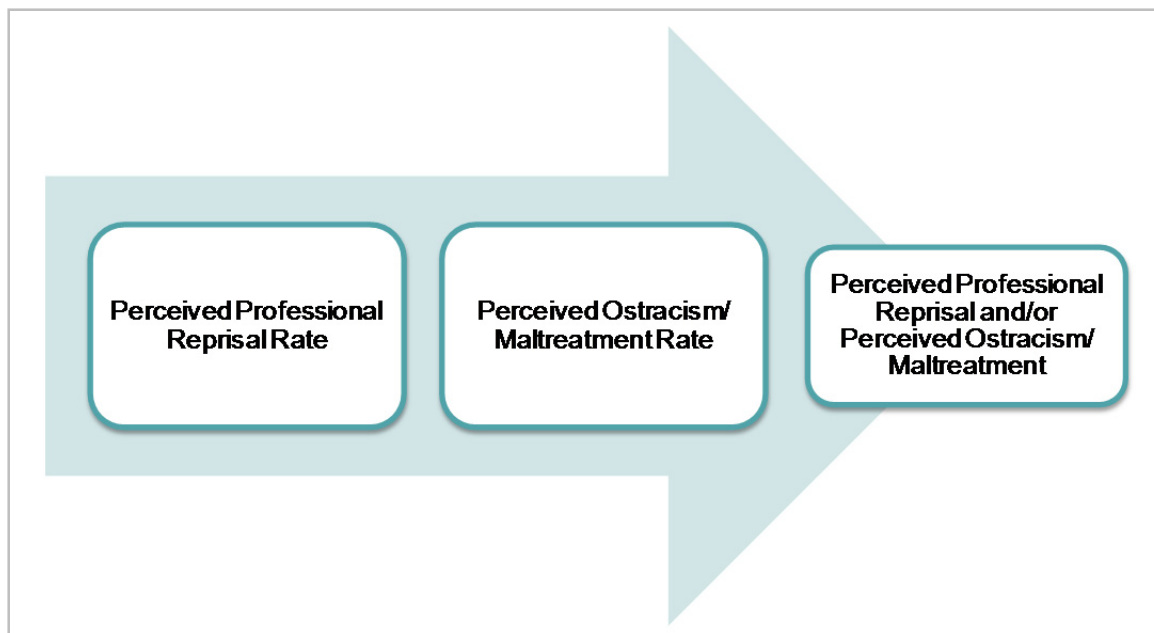
As depicted in Figure 76, the overall *Perceived Professional Reprisal and/or Perceived Ostracism/Maltreatment* rate reflects whether respondents reported experiencing Perceived Professional Reprisal, Perceived Ostracism, and/or Perceived Maltreatment by leadership or

⁵⁸ Section 1709(a) of the NDAA for FY 2014 requires regulations prohibiting retaliation against an alleged survivor or other member of the Armed Forces who reports a crime, and requires that violations of those regulations be punishable under Article 92.

other military members or DoD civilians as a result of reporting a sexual assault (Q53, Q54, Q55, Q58, Q60, and Q61).

Figure 76.

Construction of Perceived Professional Reprisal and/or Perceived Ostracism/Maltreatment Rate

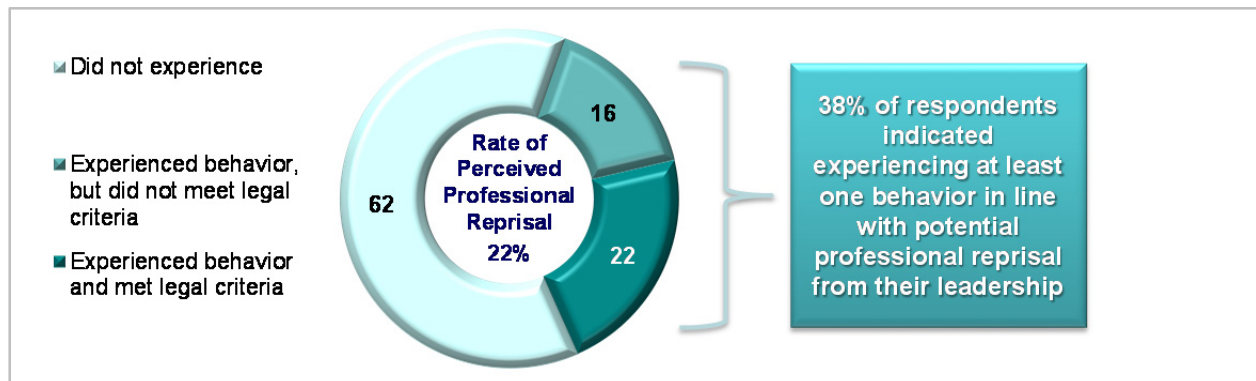


The next sections detail the rates and perceived experiences of respondents based on the aforementioned construction criteria. Results are presented for respondents at the Total DoD level, and where applicable, the time when the respondent made their report.

Perceived Professional Reprisal

As seen in Figure 77, for respondents overall, the *Perceived Professional Reprisal Rate* was 22%. Overall, more than one-third (38%) of respondents perceived experiencing at least one behavior consistent with potential professional reprisal as a result of reporting their sexual assault; with 16% of respondents overall perceiving they experienced a behavior consistent with potential professional reprisal from their leadership, but did not experience additional motivating factors, as indicated by the respondent, needed to be included in the overall rate. Those respondents included in the *Perceived Professional Reprisal* rate reported experiencing a behavior consistent with potential professional reprisal from their leadership, believed that the leadership actions experienced were based on their report of sexual assault, and believed their leadership was trying to get back at them for making a report (unrestricted or restricted), trying to discourage them from moving forward with the report, or were mad at the respondent for causing a problem for them. Specific details of this rate follow.

The percentages presented in this chapter reflect the respondents' perceptions about a negative experience associated with their reporting of a sexual assault and not necessarily a reported or legally substantiated incident of retaliation.

Figure 77.***2015 Perceived Professional Reprisal Rate of MIJES Respondents***

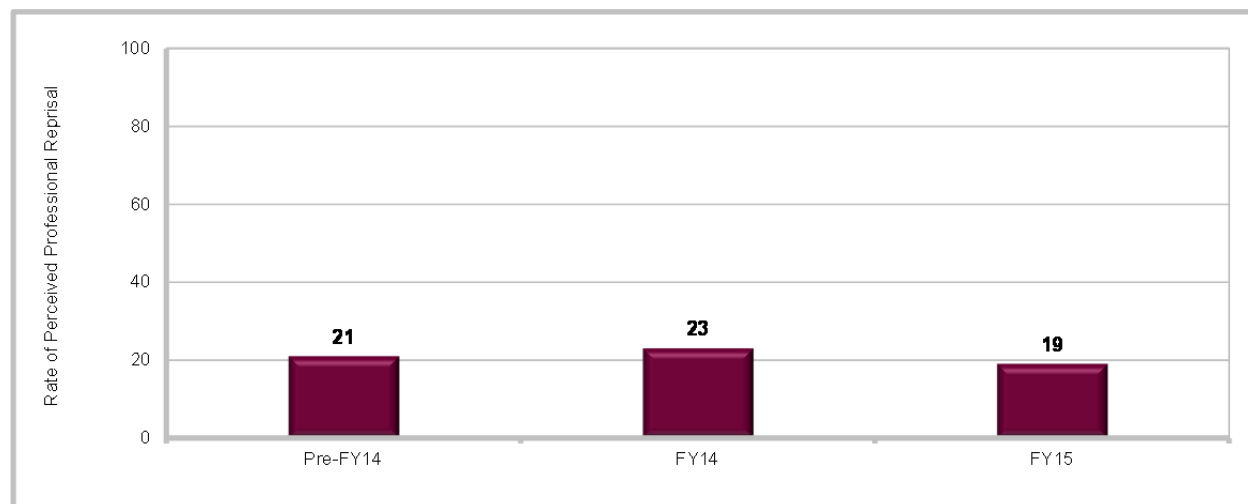
As seen in Figure 78, specific breakouts by the time when the report was made are as follows:⁵⁹

- Of respondents who indicated they made their report pre-FY14, the *Perceived Professional Reprisal Rate* was 21%.
- Of respondents who indicated they made their report in FY14, the *Perceived Professional Reprisal Rate* was 23%.
- Of respondents who indicated they made their report in FY15, the *Perceived Professional Reprisal Rate* was 19%.

⁵⁹ Although differences between fiscal years may seem apparent, statistical significance was not calculated; also, due to the small number of respondents who made a report in FY15, interpretation of results should be taken with caution.

Figure 78.

2015 Perceived Professional Reprisal Rate of MIJES Respondents, by Time When Report Was Made



2015 MIJES Q53, Q54, Q55

Percent of all respondents who took the survey. Eligible number of respondents who answered the question and indicated making their report Pre-FY14 is 132; FY14 is 147; FY15 is 31.

Behaviors Consistent With Perceived Professional Reprisal

Data found in Table 2 are of respondents who fell into the *Perceived Professional Reprisal Rate* (i.e., indicated experiencing a behavior consistent with perceived professional reprisal from their leadership, believed that the leadership actions experienced were based on their report of sexual assault, and believed their leadership was trying to get back at them for making a report [unrestricted or restricted], trying to discourage them from moving forward with the report, or were mad at the survivor for causing a problem for them).

Of respondents who met criteria⁶⁰ for *Perceived Professional Reprisal*, the majority (81%) indicated experiencing *some other action that negatively affects, or could negatively affect, their position or career* from leadership. A little more than half (51%) indicated leadership *rated them lower than they deserved on a performance evaluation*, whereas less than half (43%) indicated that leadership *disciplined them or ordered other corrective action* and 41% indicated that leadership *denied them a training opportunity that could have led to promotion or is needed in order to keep their current position*. More than one-third (35%) indicated leadership *reassigned them to duties that do not match their current grade*, and a little less than one-third (30%) indicated they *ordered them to one or more command directed mental health evaluations*. A little less than one-quarter indicated that leadership *denied them an award they were previously eligible to receive* and/or *transferred them to a different unit or installation without their request*.

⁶⁰ To note, of the respondents who met criteria for *Perceived Professional Reprisal*, 77% indicated experiencing *some other action that negatively affects, or could negatively affect, their position or career* from leadership and also indicated some other behavior in line with *perceived professional reprisal done by leadership* (of the behaviors listed in Table 2).

or agreement (both 23%), a little less than one-fifth indicated that leadership *demoted them or denied them a promotion* (19%), 13% indicated that leadership *made them perform additional duties that do not match their current grade*, and 6% indicated that leadership *reduced their pay or benefits without doing the same to others*.

Table 2.
Behaviors in Line With Perceived Professional Reprisal

Behaviors in Line With Perceived Professional Reprisal	Percent of Respondents Who Met Criteria For Perceived Professional Reprisal
Some other action that negatively affects, or could negatively affect, your position or career	81
Rated you lower than you deserved on a performance evaluation	51
Disciplined you or ordered other corrective action	43
Denied you a training opportunity that could have led to promotion or is needed in order to keep your current position	41
Reassigned you to duties that do not match your current grade	35
Ordered you to one or more command directed mental health evaluations	30
Transferred you to a different unit or installation without your request or agreement	23
Denied you an award you were previously eligible to receive	23
Demoted you or denied you a promotion	19
Made you perform additional duties that do not match your current grade	13
Reduced your pay or benefits without doing the same to others	6
<i>Eligible number of respondents</i>	69

Note. 2015 MIJES Q53. Respondents were allowed to mark more than one option, and therefore, the sum of subitems does not equal 100%.

Reasons Why Leadership Took the Perceived Professional Reprisal Actions

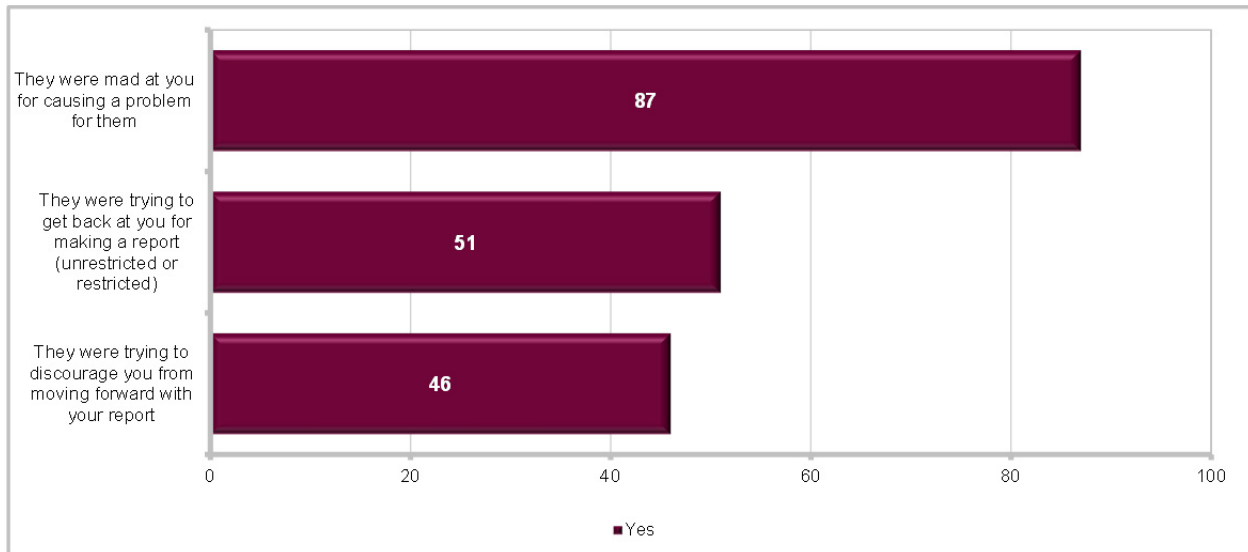
The third criteria to construct the *Perceived Professional Reprisal Rate* is the respondent's perception of why their leadership chose to take the action against them as a result of reporting their sexual assault. To be included in the rate, respondents needed to indicate that they perceived that their leadership was trying to get back at them for making a report (unrestricted or restricted), trying to discourage them from moving forward with the report, or were mad at them for causing a problem for them. As seen in Figure 79, of respondents who indicated experiencing behaviors and motivating factors consistent with *Perceived Professional Reprisal*, the majority (87%) indicated leadership took the action because *they were mad at the respondent for causing a problem for them*. A little more than half (51%) indicated leadership took the

The percentages presented in this chapter reflect the respondents' perceptions about a negative experience associated with their reporting of a sexual assault and not necessarily a reported or legally substantiated incident of retaliation.

action because *they were trying to get back at them for making a report (unrestricted or restricted)* and a little less than half (46%) indicated *they were trying to discourage them from moving forward with their report*.

Figure 79.

Reasons Why Leadership Took the Actions Aligned With Perceived Professional Reprisal



2015 MIJES Q55

Percent of respondents who took the survey and met criteria for Perceived Professional Reprisal. Respondents were allowed to mark more than one option, and therefore, the sum of subitems does not equal 100%. Eligible number of respondents who answered the question is 69.

Table 3 provides a complete breakout of all response options that respondents who met criteria for *Perceived Professional Reprisal* could have indicated.

Table 3.***Reasons That Leadership Took the Perceived Professional Reprisal Actions***

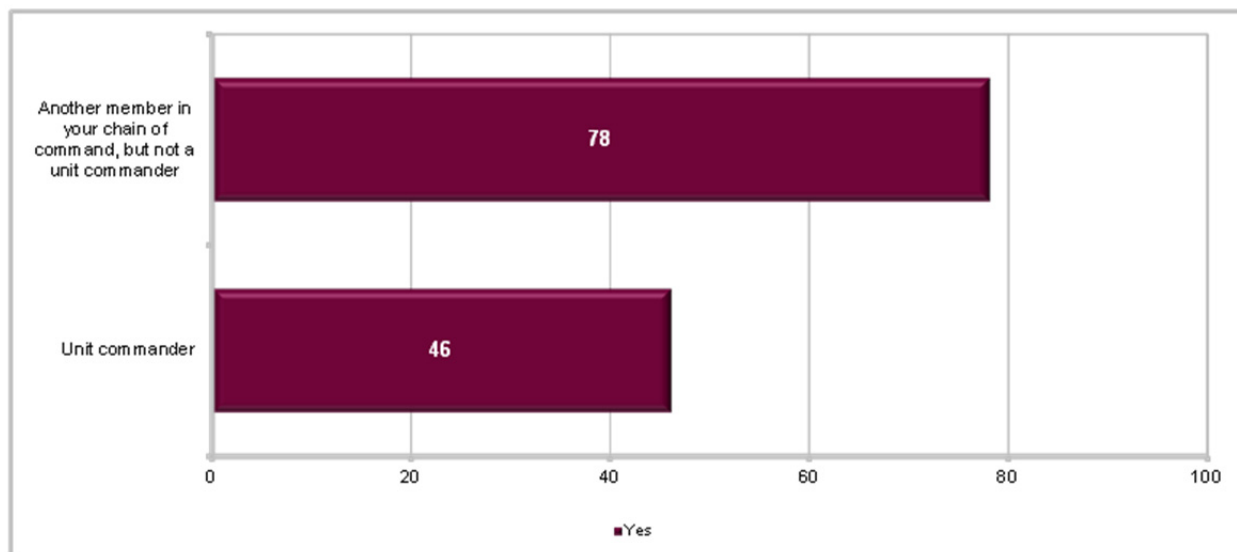
Reasons That Leadership Took the Perceived Professional Reprisal Actions	Percent of Respondents Who Met Criteria For Perceived Professional Reprisal
Perceived Professional Reprisal Response Options	
They were mad at you for causing a problem for them	87
They were trying to get back at you for making a report (unrestricted or restricted)	51
They were trying to discourage you from moving forward with your report	46
Other Reasons	
They did not believe you	71
They did not understand the situation	55
They were friends with the person(s) who committed the sexual assault	54
Some other reason	28
Not sure	9
They were addressing the issue of collateral misconduct	6
They were following established protocol by temporarily reassigning you during recovery	3
They were trying to help you	1
<i>Eligible number of respondents</i>	69

Note. 2015 MIJES Q55. Respondents were allowed to mark more than one option, and therefore, the sum of subitems does not equal 100.

Individual(s) Who Took the Action

As seen in Figure 80, of respondents who indicated experiencing *Perceived Professional Reprisal*, the majority (78%) indicated *another member in their chain of command, but not a unit commander* took the action, whereas a little less than half (46%) indicated their *unit commander* took the action.

Figure 80.
Individual(s) Who Took the Action



2015 MIJES Q56

Percent of respondents who took the survey and met criteria for *Perceived Professional Reprisal*. Respondents were allowed to mark more than one option, and therefore, the sum of subitems does not equal 100. Eligible number of respondents who answered the question is 69.

Of respondents who indicated experiencing *Perceived Professional Reprisal*, one-quarter (25%) indicated that *both their unit commander as well as another member in their chain of command, but not a unit commander* took the action.

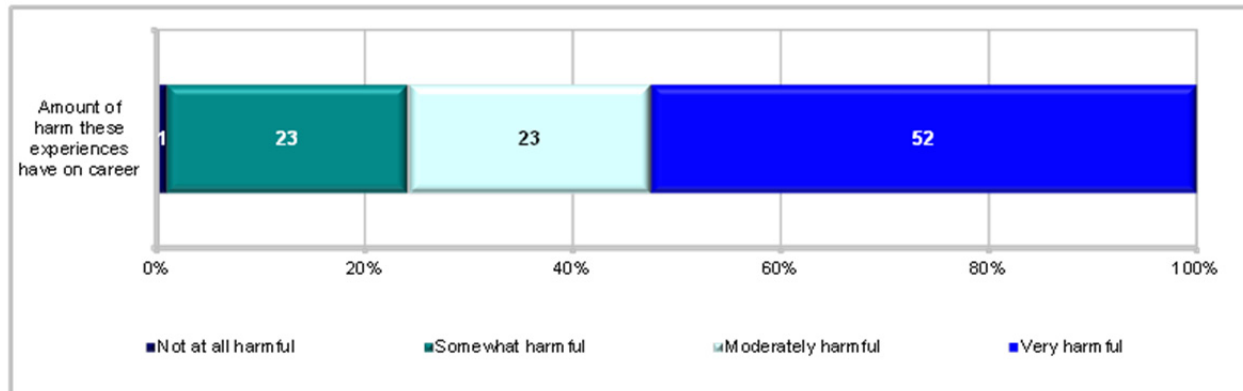
Perceived Harm to Career

Of importance to the Department is determining the perceived impact of professional reprisal behaviors on a military member's career. For this item, if the respondent indicated the actions taken by leadership are likely to have both a short-term and lasting impact on their career, then the actions were *very harmful*; if the actions are likely to have a short-term impact and some lasting impact on their career, then the actions were *moderately harmful*; if the actions are likely to have a short-term impact, but not a lasting impact on their career, then the actions were *somewhat harmful*; but if the actions are unlikely to have a short-term or lasting impact on their career, then the actions were considered *not at all harmful*.

As seen in Figure 81, of respondents who indicated experiencing *Perceived Professional Reprisal*, a little more than half (52%) believed that behaviors taken by their leadership were *very harmful*, a little less than one-quarter (23%) indicated these behaviors were *moderately harmful*, and a little less than one-quarter (23%) indicated these behaviors were *somewhat harmful*. About 1% indicated that these behaviors taken by their leadership were *not at all harmful*.

The percentages presented in this chapter reflect the respondents' perceptions about a negative experience associated with their reporting of a sexual assault and not necessarily a reported or legally substantiated incident of retaliation.

Figure 81.
Perceived Harm to Career



2015 MIJES Q57

Percent of respondents who took the survey and met criteria for *Perceived Professional Reprisal*. Eligible number of respondents who answered the question is 69.

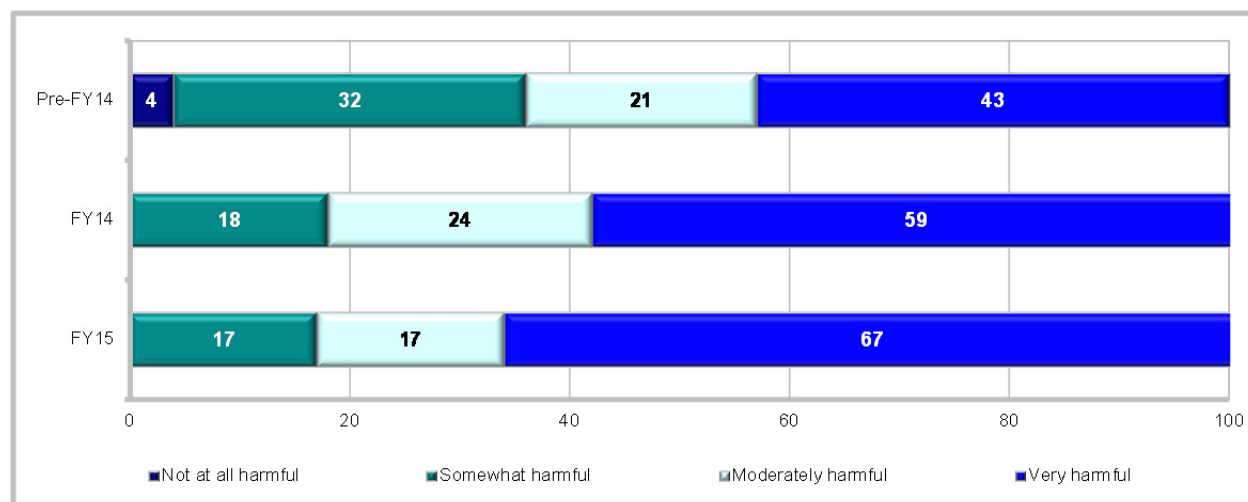
Overall, the vast majority (99%) of respondents who reported experiencing *Perceived Professional Reprisal* indicated that the behaviors taken by their leadership yielded some harm to their career.

As seen in Figure 82, specific breakouts by the time when the report was made are as follows:⁶¹

- Of respondents who reported experiencing *Perceived Professional Reprisal* and made their report pre-FY14, 43% believed that behaviors taken by their leadership were *very harmful*, 21% indicated these behaviors were *moderately harmful*, and 32% indicated these behaviors were *somewhat harmful*. Four percent indicated that these behaviors taken by their leadership were *not at all harmful*.
- Of respondents who reported experiencing *Perceived Professional Reprisal* and made their report in FY14, 59% believed that behaviors taken by their leadership were *very harmful*, 24% indicated these behaviors were *moderately harmful*, and 18% indicated these behaviors were *somewhat harmful*.
- Of respondents who reported experiencing *Perceived Professional Reprisal* and made their report in FY15, 67% believed that behaviors taken by their leadership were *very harmful*, 17% indicated these behaviors were *moderately harmful*, and 17% indicated these behaviors were *somewhat harmful*.

⁶¹ Although differences between fiscal years may seem apparent, statistical significance was not calculated; also, due to the small number of respondents who made a report in FY15, interpretation of results should be taken with caution.

Figure 82.
Perceived Harm to Career, by Time When Report Was Made



2015 MIJES Q57

Percent of respondents who took the survey and met criteria for *Perceived Professional Reprisal*. Eligible number of respondents who answered the question and indicated making their report Pre-FY14 is 28; FY14 is 34; FY15 is 6.

Perceived Ostracism/Maltreatment

The overall *Perceived Ostracism/Maltreatment* rate is inclusive of the *Perceived Ostracism* and *Perceived Maltreatment* rates. For respondents overall, the *Perceived Ostracism Rate* was 28%. Respondents included in the *Perceived Ostracism* rate reported experiencing a behavior consistent with potential ostracism as a result of their report of sexual assault, believed that the person(s) who took these actions knew or suspected they made an official (unrestricted or restricted) sexual assault report, and believed the individual(s) were trying to discourage them from moving forward with the report, or discourage others from reporting, or were trying to make them feel excluded.

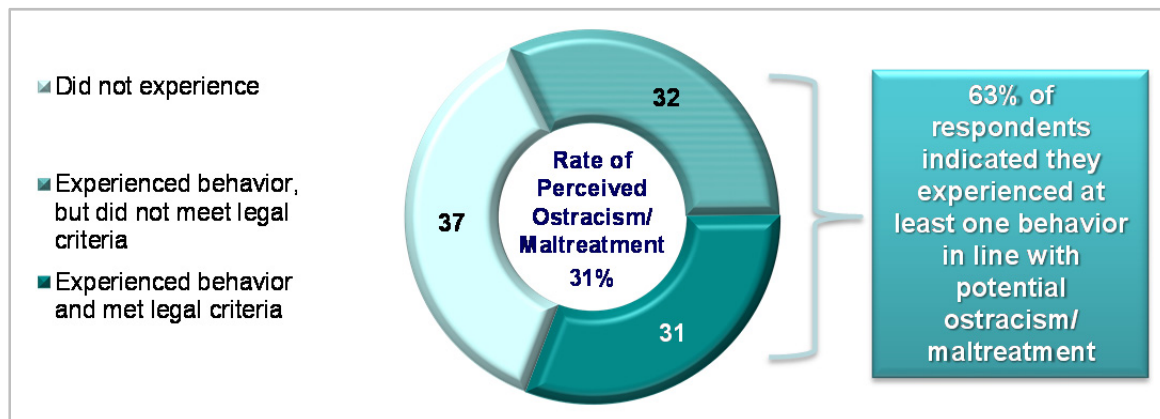
For respondents overall, the *Perceived Maltreatment Rate* was 22%. Respondents included in the *Perceived Maltreatment* rate indicated experiencing a behavior consistent with potential maltreatment as a result of their report of sexual assault, believed that the person(s) who took these actions knew or suspected they made an official (unrestricted or restricted) sexual assault report, and believed that person(s) was trying to discourage the respondent from moving forward with their report, discourage others from reporting, or was trying to abuse or humiliate the respondent.

As shown in Figure 83, for respondents overall, the *Perceived Ostracism/Maltreatment Rate* was 31%. This rate is a composite of respondents who reported experiencing *Perceived Ostracism* and/or *Perceived Maltreatment*, or some other negative action (Q58i) by other military members

The percentages presented in this chapter reflect the respondents' perceptions about a negative experience associated with their reporting of a sexual assault and not necessarily a reported or legally substantiated incident of retaliation.

or DoD civilians for reporting a sexual assault.⁶² Q58i is not represented in the individual rates of *Perceived Ostracism* or *Perceived Maltreatment*, but it is included in the overall rate of *Perceived Ostracism/Maltreatment* to account for other negative behaviors not already captured in the response options. Overall, a little less than two-thirds (63%) of respondents perceived experiencing at least one behavior consistent with potential ostracism and/or potential maltreatment as a result of reporting their sexual assault; with a little less than one-third (32%) of respondents overall perceived they experienced a behavior consistent with potential ostracism and/or potential maltreatment, but did not meet additional criteria to be included in the overall rate. Criteria include experiencing potential ostracism and/or potential maltreatment behaviors as a result of reporting a sexual assault (Q58), including experiencing some other negative action (Q58i), believing that the person(s) who took these actions knew or suspected they made an official (unrestricted or restricted) sexual assault report (Q60), and believing the individual(s) was trying to discourage them from moving forward with the report, or discourage others from reporting, were trying to make them feel excluded, or were trying to abuse or humiliate them (Q61). Specific details of this rate follow.

Figure 83.
2015 Perceived Ostracism/Maltreatment Rate of MIJES Respondents



As seen in Figure 84, specific breakouts by the time when the report was made are as follows:⁶³

- Of respondents who indicated they made their report pre-FY14, the *Perceived Ostracism/Maltreatment Rate* was 32%.

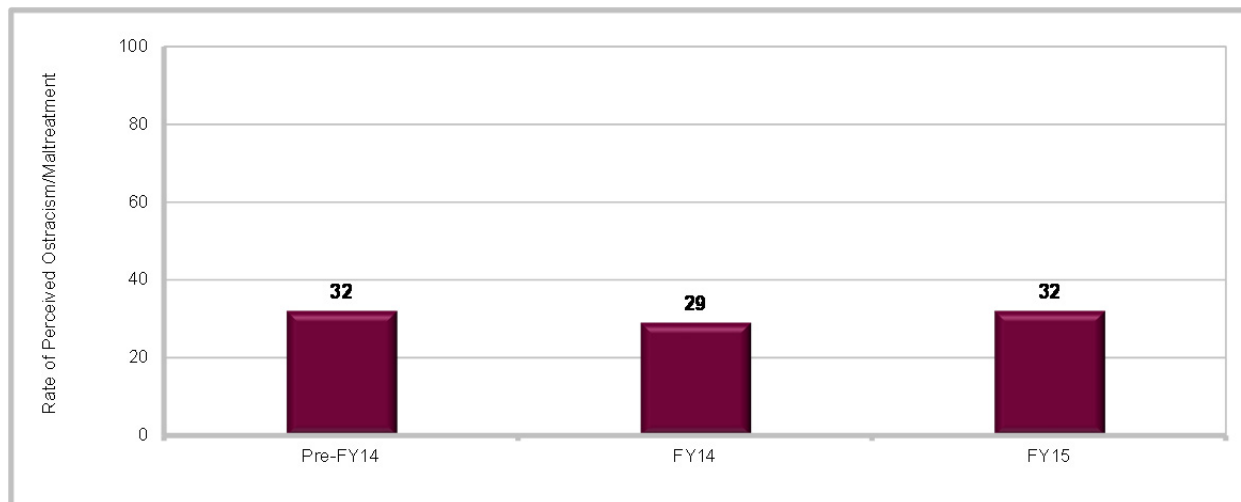
⁶² *Perceived Ostracism*, *Perceived Maltreatment*, and Q58i are not summed to create the *Perceived Ostracism/Maltreatment* rate. Respondents could indicate one or more behaviors and/or criteria to enter into the rate, and therefore there is some overlap between the two individual rates *Perceived Ostracism* and *Perceived Maltreatment*.

⁶³ Although differences between fiscal years may seem apparent, statistical significance was not calculated; also, due to the small number of respondents who made a report in FY15, interpretation of results should be taken with caution.

- Of respondents who indicated they made their report in FY14, the *Perceived Ostracism/Maltreatment Rate* was 29%.
- Of respondents who indicated they made their report in FY15, the *Perceived Ostracism/Maltreatment Rate* was 32%.

Figure 84.

2015 Perceived Ostracism/Maltreatment Rate of MIJES Respondents, by Time When Report Was Made



2015 MIJES Q58, Q60, Q61

Percent of all respondents who took the survey. Eligible number of respondents who answered the question and indicated making their report Pre-FY14 is 131; FY14 is 147; FY15 is 31.

Behaviors Consistent With Potential Ostracism/Maltreatment

Data found in Table 4 are of respondents who fell into the *Perceived Ostracism/Maltreatment Rate* (i.e., perceived experiencing potential ostracism and/or potential maltreatment as a result of their report of sexual assault, believed that the person(s) who took these actions knew or suspected they made an official [unrestricted or restricted] sexual assault report, and believed the individual(s) were trying to discourage them from moving forward with the report, or discourage others from reporting, were trying to make them feel excluded, or were trying to abuse or humiliate them).

Of respondents who met criteria for *Perceived Ostracism/Maltreatment*, the majority indicated someone *ignored them or failed to speak to them* (for example, gave them "the silent treatment"; 85%) and/or *made insulting or disrespectful remarks or made jokes at their expense—in public* (70%). A little more than two-thirds indicated someone *made insulting or disrespectful remarks or made jokes at their expense—to them in private* (68%) and/or someone *excluded them or threatened to exclude them from social activities or interactions* (68%).

The percentages presented in this chapter reflect the respondents' perceptions about a negative experience associated with their reporting of a sexual assault and not necessarily a reported or legally substantiated incident of retaliation.

Of these behaviors experienced, *ignored them or failed to speak to them (for example, gave them "the silent treatment")*, *made insulting or disrespectful remarks or made jokes at their expense—in public*, and *excluded them or threatened to exclude them from social activities or interactions* are in line with potential ostracism, whereas *made insulting or disrespectful remarks or made jokes at their expense—to them in private* is consistent with potential maltreatment. Of note, of the nine behaviors respondents could endorse experiencing, three of the four behaviors endorsed most remained consistent with potential ostracism. A little less than half indicated experiencing *some other negative action* (49%) and/or someone *bullied them or made intimidating remarks about the assault* (47%). A little more than one-tenth indicated that someone *was physically violent with them or threatened to be physically violent* (13%), *damaged or threatened to damage their property* (14%), and *showed or threatened to show private images, photos, or videos of them to others* (13%), which are all consistent with potential maltreatment.

Table 4.

Any Potential Ostracism or Potential Maltreatment Behaviors by Military Peers and/or Military Coworkers

Potential Ostracism/Maltreatment Behaviors	Percent of Respondents Who Met Criteria For Perceived Ostracism/Maltreatment
Ignored you or failed to speak to you (for example, gave you "the silent treatment") ^a	85
Made insulting or disrespectful remarks or made jokes at your expense—in public ^a	70
Made insulting or disrespectful remarks or made jokes at your expense—to you in private ^b	68
Excluded you or threatened to exclude you from social activities or interactions ^a	68
Some other negative action ^{a, b}	49
Bullied you or made intimidating remarks about the assault ^b	47
Damaged or threatened to damage your property ^b	14
Was physically violent with you or threatened to be physically violent ^b	13
Showed or threatened to show private images, photos, or videos of you to others ^b	13
<i>Eligible number of respondents</i>	96

Note. 2015 MIJES Q58. Respondents were allowed to mark more than one option, and therefore, the sum of subitems does not equal 100%.

^aBehavior that aligns with potential ostracism.

^bBehavior that aligns with potential maltreatment.

Individual(s) Who Took the Action

Of respondents who reported experiencing *Perceived Ostracism/Maltreatment*, 100% indicated that at least one person who took the action was military personnel.⁶⁴ Table 5 provides a breakdown of the persons whom these survivors indicated took the action(s). Specifically, the majority (77%) indicated the individual was *someone who was the same rank or grade*. More than half (60%) indicated that the individual was *a higher ranking Service member or civilian who was in their chain of command*, a little more than half (51%) indicated *someone who was below them in rank or grade*, more than one-third (34%) indicated *a higher ranking Service member or civilian who was not in their chain of command*, 13% indicated *non-military personnel*, and 4% indicated they were *not sure who they were*.

Table 5.
Individual(s) Who Took the Action

Individual(s) Who Took the Action	Percent of Respondents Who Met Criteria For Perceived Ostracism/Maltreatment
Someone who was the same rank or grade	77
A higher ranking Service member or civilian who was in your chain of command	60
Someone who was below you in rank or grade	51
A higher ranking Service member or civilian who was not in your chain of command	34
Non-military personnel	13
Not sure who they were	4
<i>Eligible number of respondents</i>	96

Note. 2015 MIJES Q59. Respondents were allowed to mark more than one option, and therefore, the sum of subitems does not equal 100%.

Reasons Why Individual(s) Took the Potential Ostracism and/or Maltreatment Actions

The third criterion to construct the *Perceived Ostracism*, *Perceived Maltreatment*, and *Perceived Ostracism/Maltreatment Rates* is the respondent's perception of why the individual(s) chose to take the action against the respondent as a result of reporting sexual assault. To be included in the rate, a respondent needed to report experiencing a behavior consistent with potential ostracism or potential maltreatment as a result of their report of sexual assault and believe that the person(s) who took these actions knew or suspected they made an official (unrestricted or restricted) sexual assault report. In addition, to be included in the *Perceived Ostracism Rate*,

⁶⁴ Respondents were allowed to mark more than one option so percentages reflect at least one individual who took the action.

respondents needed to indicate that they believed the individual(s) were trying to discourage them from moving forward with the report, discourage others from reporting, or were trying to make them feel excluded. To be included in the *Perceived Maltreatment Rate*, respondents needed to indicate that they believed that person(s) was trying to discourage them from moving forward with their report, discourage others from reporting, or was trying to abuse or humiliate the respondent.

As seen in Table 6, of respondents who reported experiencing *Perceived Ostracism/Maltreatment* as a result of their report of sexual assault, more than one-third (36%) indicated that they believed the individual(s) who took the action was *trying to discourage them from moving forward with their report, or discourage others from reporting*, a little less than one-third (32%) indicated they were *trying to abuse or humiliate them*, and 40% indicated they were *trying to make them feel excluded*. The majority (73%) indicated that the individual(s) took the action because *they were friends with the person(s) who committed the sexual assault*, a little less than two-thirds (62%) indicated that it was because *they did not believe the respondent*, and 13% were *not sure* why the individual(s) took the action.

Table 6.
Reasons Why Individual(s) Took the Potential Ostracism or Potential Maltreatment Actions

Reasons Why Individual(s) Took the Potential Ostracism or Potential Maltreatment Actions	Percent of Respondents Who Met Criteria For Perceived Ostracism/Maltreatment
They were friends with the person(s) who committed the sexual assault	73
They did not believe you	62
They were trying to make you feel excluded ^a	40
They were trying to discourage you from moving forward with your report, or discourage others from reporting ^{a, b}	36
They were trying to abuse or humiliate you ^b	32
Not sure	13
<i>Eligible number of respondents</i>	164

Note. 2015 MIJES Q61. Percent of respondents who took the survey and met criteria for *Perceived Ostracism/Maltreatment*. Respondents were allowed to mark more than one option, and therefore, the sum of subitems does not equal 100%.

^aBehavior that aligns with perceived ostracism.

^bBehavior that aligns with perceived maltreatment.

Impact of Perceived Ostracism/Maltreatment

As seen in Table 7, of respondents who reported experiencing *Perceived Ostracism/Maltreatment*, the vast majority (91%) indicated *they suffered emotional distress or mental harm*, and the majority indicated *their private/personal relationships suffered* (90%), *they felt isolated from their unit* (88%), and/or *they considered separating from the military* (84%). Also as a

result of the actions taken against them, more than one-quarter (29%) indicated *they were fearful for their physical safety* and a little less than one-fifth (18%) indicated they *decided not to participate in, or move forward with, their report* as a result of the actions taken against them.

Table 7.
Impact of Perceived Ostracism/Maltreatment

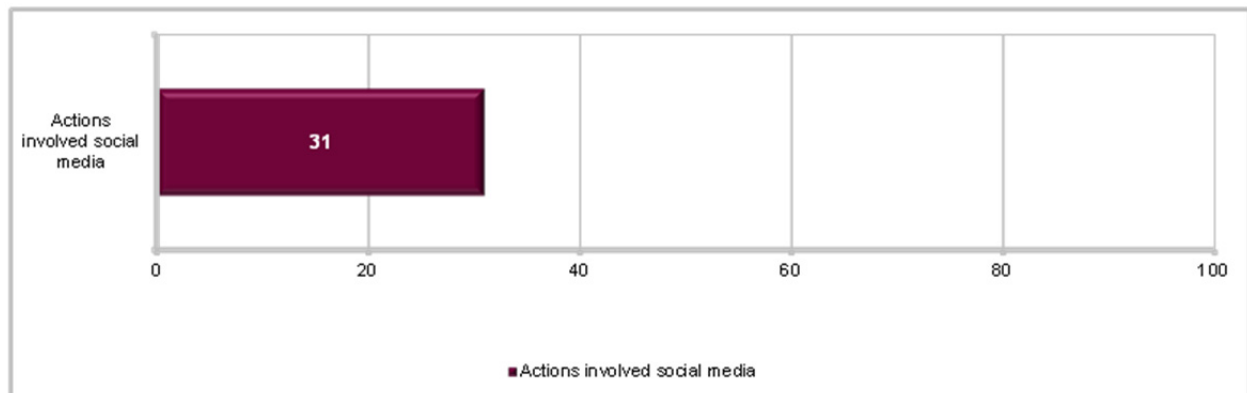
Impact of Perceived Ostracism/Maltreatment	Percent of Respondents Who Met Criteria For Perceived Ostracism/Maltreatment
You suffered emotional distress or mental harm	91
Your private/personal relationships suffered	90
You felt isolated from your unit	88
You considered separating from the military	84
You were fearful for your physical safety	29
You decided not to participate in, or move forward with, your report	18
None of the above	NR
<i>Eligible number of respondents</i>	96

Note. 2015 MIJES Q62. Percent of respondents who took the survey and met criteria for *Perceived Ostracism/Maltreatment*. Respondents were allowed to mark more than one option, and therefore, the sum of subitems does not equal 100%.

Actions Involving Social Media

The Department has also shown interest in whether social media plays a role in behaviors consistent with ostracism/maltreatment. As seen in Figure 85, of respondents who reported experiencing *Perceived Ostracism/Maltreatment*, a little less than one-third (31%) indicated that the actions they experienced involved some form of social media (e.g., Facebook, Twitter).

Figure 85.
Actions Involving Social Media



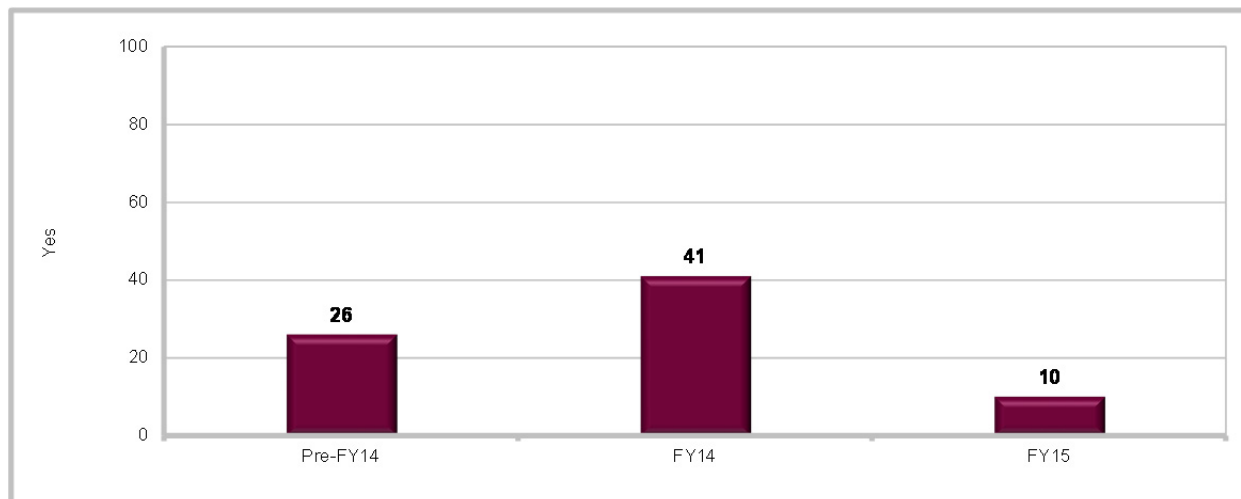
2015 MIJES Q63

Percent of respondents who took the survey and met criteria for *Perceived Ostracism/Maltreatment*. Eligible number of respondents who answered the question is 94.

As seen in Figure 86, specific breakouts by the time when the report was made are as follows:⁶⁵

- Of respondents who reported experiencing *Perceived Ostracism/Maltreatment* and made their report pre-FY14, 26% indicated that the actions they experienced involved some form of social media.
- Of respondents who reported experiencing *Perceived Ostracism/Maltreatment* and made their report in FY14, 41% indicated that the actions they experienced involved some form of social media.
- Of respondents who reported experiencing *Perceived Ostracism/Maltreatment* and made their report in FY15, 10% indicated that the actions they experienced involved some form of social media.

⁶⁵ Although differences between fiscal years may seem apparent, statistical significance was not calculated; also, due to the small number of respondents who made a report in FY15, interpretation of results should be taken with caution.

Figure 86.***Actions Involving Social Media, by Time When Report Was Made***

2015 MIJES Q63

Percent of respondents who took the survey and met criteria for Perceived Ostracism/Maltreatment. Eligible number of respondents who answered the question and indicated making their report Pre-FY14 is 42; FY14 is 41; FY15 is 10.

Perceived Professional Reprisal and/or Perceived Ostracism/Maltreatment

The *Perceived Professional Reprisal and/or Perceived Ostracism/Maltreatment* rate is an overall measure reflecting whether respondents reported experiencing *Perceived Professional Reprisal* and/or *Perceived Ostracism/Maltreatment* by leadership or other military members or DoD civilians for reporting a sexual assault (Q53, Q54, Q55, Q58, Q60, and Q61). In this sense, it is a roll-up of possible perceived retaliatory behaviors.

As shown in Figure 87, for respondents overall, the *Perceived Professional Reprisal and/or Perceived Ostracism/Maltreatment Rate* was 38%. This rate is a composite of respondents who reported experiencing *Perceived Professional Reprisal* and/or *Perceived Ostracism/Maltreatment* for reporting a sexual assault.⁶⁶ Overall, a little more than two-thirds (68%) of respondents perceived experiencing at least one behavior consistent with potential professional reprisal, potential ostracism, and/or potential maltreatment as a result of reporting their sexual assault; with a little less than one-third (30%) of respondents overall perceiving they experienced a behavior consistent with potential professional reprisal, potential ostracism, and/or potential maltreatment, but did not indicate additional motivating factors to be included in the overall rate. Specific details of this rate follow.

⁶⁶ *Perceived Professional Reprisal* and *Perceived Ostracism/Maltreatment* are not summed to create the *Perceived Professional Reprisal and/or Perceived Ostracism/Maltreatment* rate. Respondents could report experiencing one or more behaviors and/or criteria to enter into the rate, and therefore there is overlap between the two individual rates *Perceived Professional Reprisal* and *Perceived Ostracism/Maltreatment*.

The percentages presented in this chapter reflect the respondents' perceptions about a negative experience associated with their reporting of a sexual assault and not necessarily a reported or legally substantiated incident of retaliation.

Figure 87.

2015 Perceived Professional Reprisal and/or Perceived Ostracism/Maltreatment Rate of MIJES Respondents

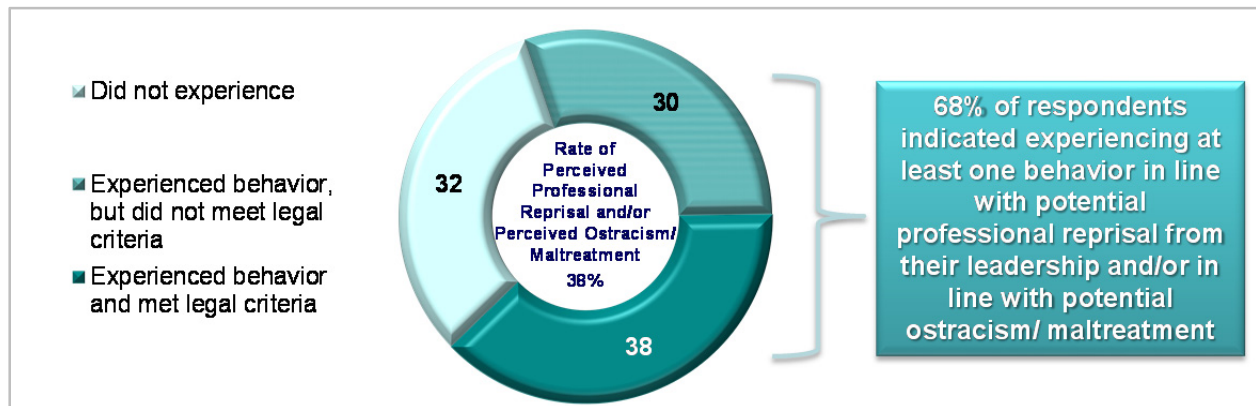
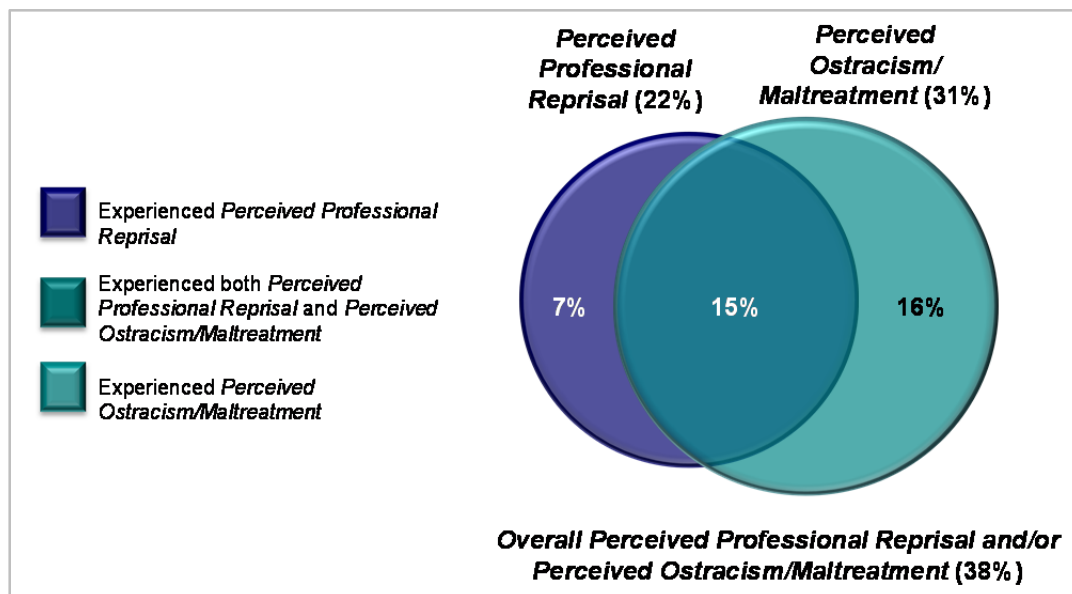


Figure 88 presents a Venn Diagram which highlights the overlap between the rates of *Perceived Professional Reprisal* and *Perceived Ostracism/Maltreatment*. Overall, of the 22% of respondents who reported experiencing *Perceived Professional Reprisal* and the 31% who reported experiencing *Perceived Ostracism/Maltreatment*, 15% of respondents reported experiencing both *Perceived Professional Reprisal* and *Perceived Ostracism/Maltreatment* (7% reported experiencing only *Perceived Professional Reprisal* and 16% reported experiencing only *Perceived Ostracism/Maltreatment*). Further interpretation of these rates revealed that of respondents who reported experiencing *Perceived Professional Reprisal*, a little more than two-thirds (69%) also reported experienced *Perceived Ostracism/Maltreatment*. Of respondents who indicated experiencing *Perceived Ostracism/Maltreatment*, a little less than half (48%) also reported experiencing *Perceived Professional Reprisal*.

Figure 88.***Venn Diagram of Perceived Professional Reprisal and Perceived Ostracism/Maltreatment***

2015 MIJES Q53, Q54, Q55, Q58, Q60, Q61

Percent of respondents who took the survey and met criteria for Perceived Professional Reprisal and/or Perceived Ostracism/Maltreatment. Eligible number of respondents who answered the question is 312.

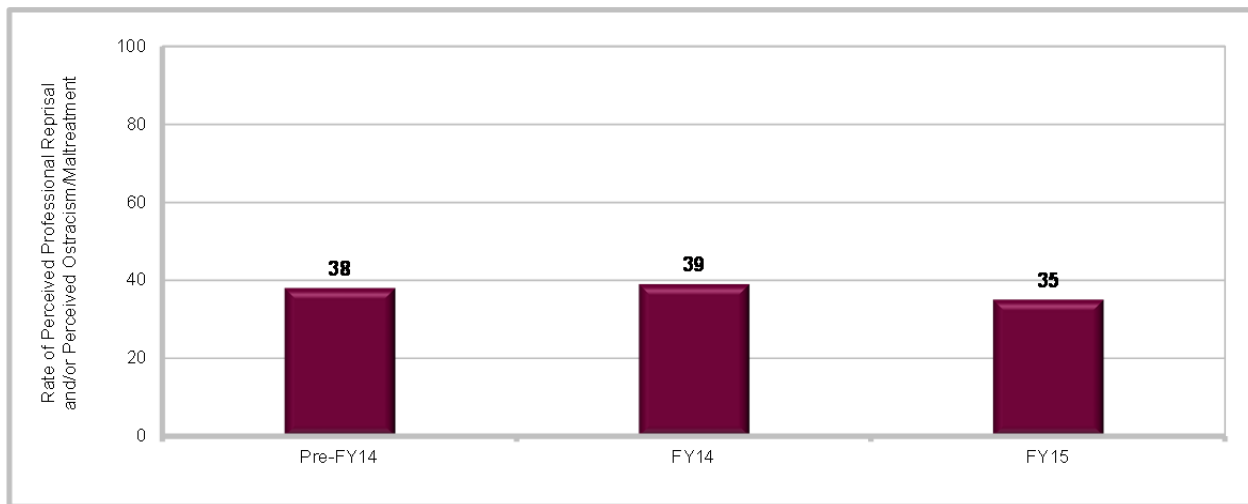
As seen in Figure 89, specific breakouts by the time when the report was made are as follows:⁶⁷

- Of respondents who indicated they made their report pre-FY14, the *Perceived Professional Reprisal and/or Perceived Ostracism/Maltreatment Rate* was 38%.
- Of respondents who indicated they made their report in FY14, the *Perceived Professional Reprisal and/or Perceived Ostracism/Maltreatment Rate* was 39%.
- Of respondents who indicated they made their report in FY15, the *Perceived Professional Reprisal and/or Perceived Ostracism/Maltreatment Rate* was 35%.

⁶⁷ Although differences between fiscal years may seem apparent, statistical significance was not calculated; also, due to the small number of respondents who made a report in FY15, interpretation of results should be taken with caution.

Figure 89.

2015 Perceived Professional Reprisal and/or Perceived Ostracism/Maltreatment Rate of MIJES Respondents, by Time When Report Was Made



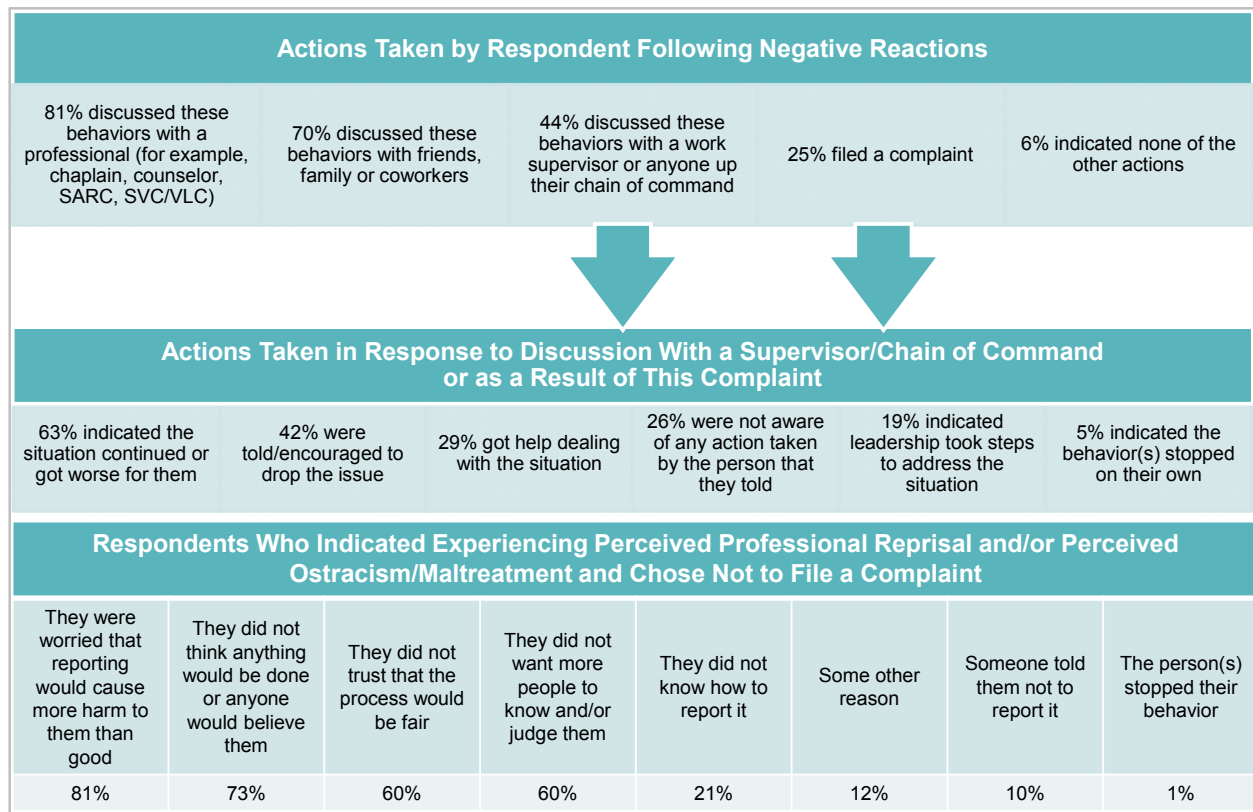
2015 MIJES Q53, Q54, Q55, Q58, Q60, Q61

Percent of all respondents who took the survey. Eligible number of respondents who answered the question and indicated making their report Pre-FY14 is 132; FY14 is 146; FY15 is 31.

Actions Taken by Respondent Following Negative Reactions

Figure 90 depicts a summary of the actions taken by respondents following the *Perceived Professional Reprisal and/or Perceived Ostracism/Maltreatment* behaviors they experienced, including the initial response of the respondent, in terms of reporting and/or discussing the behaviors, and the response of the chain of command. Figure 90 also displays reasons a respondent chose not to report and/or discuss the behaviors. These are further broken down in subsequent chapters.

Figure 90.
Actions Taken by Respondent Following Negative Reactions



2015 MIJES Q64, Q65, Q66

Percent of respondents who took the survey and met criteria for Perceived Professional Reprisal and/or Perceived Ostracism/Maltreatment. Eligible number of respondents who answered the question ranges from 62-115.

Actions Following Negative Behaviors From Leadership or Military Peers

Data found in Table 8 are of respondents who are included in the *Perceived Professional Reprisal and/or Perceived Ostracism/Maltreatment* rate. Of respondents who reported experiencing *Perceived Professional Reprisal and/or Perceived Ostracism/Maltreatment*, as a result of the negative behaviors, the majority indicated that they *discussed these behaviors with a professional (for example, chaplain, counselor, SARC, SVC/VLC; 81%)* and *discussed these behaviors with their friends, family or coworkers (70%)*. Less than half (44%) indicated that they *discussed these behaviors with a work supervisor or anyone up their chain of command* and one-quarter (25%) indicated that they *filed a complaint (for example, with the Inspector General, Military Equal Opportunity Office, commander)*. About 6% indicated that they chose *none of the above actions*.

The percentages presented in this chapter reflect the respondents' perceptions about a negative experience associated with their reporting of a sexual assault and not necessarily a reported or legally substantiated incident of retaliation.

Table 8.***Actions Following Negative Behaviors From Leadership or Military Peers***

Actions Following Negative Behaviors From Leadership or Military Peers	Percent of Respondents Who Met Criteria For Perceived Professional Reprisal and/or Perceived Ostracism/Maltreatment
Discuss these behaviors with a professional (for example, chaplain, counselor, SARC, SVC/VLC)?	81
Discuss these behaviors with your friends, family or coworkers?	70
Discuss these behaviors with a work supervisor or anyone up your chain of command?	44
File a complaint (for example, with the Inspector General, Military Equal Opportunity Office, commander)?	25
None of the above actions	6
<i>Eligible number of respondents</i>	115

Note. 2015 MIJES Q64. Percent of respondents who took the survey and met criteria for *Perceived Professional Reprisal* and/or *Perceived Ostracism/Maltreatment*. Respondents were allowed to mark more than one option, and therefore, the sum of subitems does not equal 100%.

Actions Taken in Response to Discussion With a Supervisor/Chain of Command or as a Result of This Complaint

Data found in Table 9 are of respondents who are included in the *Perceived Professional Reprisal* and/or *Perceived Ostracism/Maltreatment* rate who chose to report/discuss the situation with someone in a position of authority. Of respondents who reported experiencing *Perceived Professional Reprisal* and/or *Perceived Ostracism/Maltreatment* and indicated that they discussed these behaviors with a work supervisor or anyone up their chain of command, and/or filed a complaint as a result of the negative behaviors, a little less than two-thirds (63%) indicated *the situation continued or got worse for them* and 42% indicated *they were told/encouraged to drop the issue*. More than one-quarter indicated that *they got help dealing with the situation* (29%) and *they are not aware of any action taken by the person that they told* (26%). A little less than one-fifth (19%) indicated that *their leadership took steps to address the situation* and relatively few (5%) respondents indicated that *the behavior(s) stopped on their own*.

Table 9.

Actions Taken in Response to Discussion With a Supervisor/Chain of Command or as a Result of This Complaint

Actions Taken in Response to Discussion With a Supervisor/ Chain of Command or as a Result of This Complaint	Percent of Respondents Who Met Criteria For Perceived Professional Reprisal and/or Perceived Ostracism/ Maltreatment
The situation continued or got worse for you	63
You were told/encouraged to drop the issue	42
You got help dealing with the situation	29
You are not aware of any action taken by the person that you told	26
Your leadership took steps to address the situation	19
The behavior(s) stopped on their own	5
<i>Eligible number of respondents</i>	62

Note. 2015 MIJES Q65. Percent of respondents who took the survey, met criteria for *Perceived Professional Reprisal* and/or *Perceived Ostracism/Maltreatment*, and discussed these behaviors with a work supervisor or anyone up their chain of command or filed a complaint. Respondents were allowed to mark more than one option, and therefore, the sum of subitems does not equal 100%.

Respondents who Reported Experiencing Perceived Professional Reprisal and/or Perceived Ostracism/Maltreatment and Chose not to File a Complaint

Data found in Table 10 are of respondents who are included in the *Perceived Professional Reprisal* and/or *Perceived Ostracism/Maltreatment* rate who reported they chose not to file a complaint. Of respondents who reported experiencing *Perceived Professional Reprisal* and/or *Perceived Ostracism/Maltreatment* and did not file a complaint about the negative behaviors, the majority indicated that they chose not to file a complaint because *they were worried that reporting would cause more harm to them than good* (81%) and they *did not think anything would be done or anyone would believe them* (73%). More than half indicated that *they did not want more people to know and/or judge them* and/or *they did not trust that the process would be fair* (both 60%). A little more than one-fifth (21%) indicated that *they did not know how to report it*, whereas a little more than one-tenth (12%) indicated *some other reason* and one-tenth (10%) indicated *someone told them not to report it*. Very few respondents indicated that they chose not to file a complaint because *the person(s) stopped their behavior* (1%).

The percentages presented in this chapter reflect the respondents' perceptions about a negative experience associated with their reporting of a sexual assault and not necessarily a reported or legally substantiated incident of retaliation.

Table 10.

Respondents Who Reported Experiencing Perceived Professional Reprisal and/or Perceived Ostracism/Maltreatment and Chose not to File a Complaint

Respondents Who Reported Experiencing Perceived Professional Reprisal and/or Perceived Ostracism/Maltreatment and Chose not to File a Complaint	Percent of Respondents Who Met Criteria For Perceived Professional Reprisal and/or Perceived Ostracism/Maltreatment
You were worried that reporting would cause more harm to you than good	81
You did not think anything would be done or anyone would believe you	73
You did not want more people to know and/or judge you	60
You did not trust that the process would be fair	60
You did not know how to report it	21
Some other reason	12
Someone told you not to report it	10
The person(s) stopped their behavior	1
<i>Eligible number of respondents</i>	78

Note. 2015 MIJES Q66. Percent of respondents who took the survey, met criteria for *Perceived Professional Reprisal* and/or *Perceived Ostracism/Maltreatment*, and did not file a complaint. Respondents were allowed to mark more than one option, and therefore, the sum of subitems does not equal 100%.

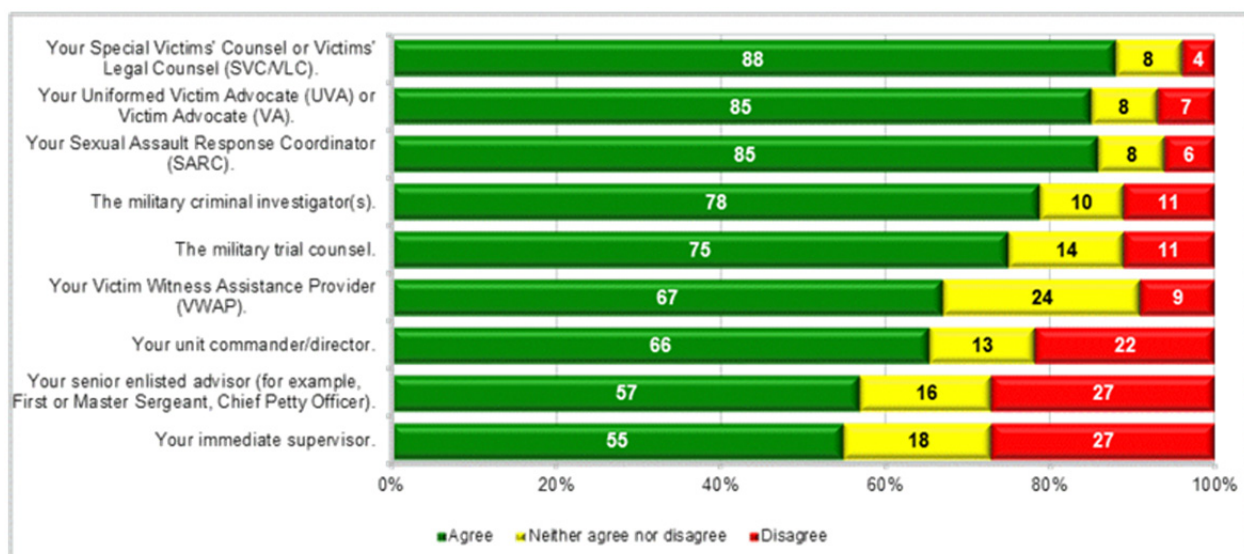
Chapter 5: Overall Military Justice Experience

This section provides information on the respondent's overall experience with the military justice process. This includes details on whether the respondent believed discretion was used in regards to their case (i.e., individuals involved in their case only shared information with people who needed to know), the official actions taken against the alleged perpetrator, their belief about the ease and their preparedness for the military justice process, and whether the respondent would suggest others report their sexual assault. Results are presented for respondents at the Total DoD level, and where applicable, the time frame when the respondent made their report.

Assessment of Discretion Used

As seen in Figure 91, the majority of respondents indicated they agreed that *their Special Victims' Counsel or Victims' Legal Counsel (SVC/VLC; 88%), their Uniformed Victim Advocate (UVA) or Victim Advocate (VA; 85%), their Sexual Assault Response Coordinator (SARC; 85%), the military criminal investigator (78%), and/or the military trial counsel (75%)* used discretion in sharing details of their case. A little more than two-thirds indicated they agreed that *their Victim Witness Assistance Provider (VWAP; 67%)* and/or *their unit commander/director (66%)* used discretion. More than half indicated they agreed that *their senior enlisted advisor (for example, First or Master Sergeant, Chief Petty Officer; 57%)* and *their immediate supervisor (55%)* used discretion.

Figure 91.
Assessment of Discretion Used



2015 MIJES Q67

Percent of all respondents who took the survey. Eligible number of respondents who answered the question ranges from 106-305.

More than one-quarter of respondents indicated they disagreed that *their immediate supervisor* and/or *their senior enlisted advisor* (for example, *First or Master Sergeant, Chief Petty Officer*; both 27%) used discretion in sharing details of their case, and a little more than one-fifth (22%) disagreed that *their unit commander/director* used discretion. A little more than one-tenth indicated they disagreed that *the military trial counsel* and/or *the military criminal investigator* (both 11%) used discretion. Fewer respondents indicated they disagreed that *their Victim Witness Assistance Provider (VWAP; 9%), their Uniformed Victim Advocate (UVA) or Victim Advocate (VA; 7%), their Sexual Assault Response Coordinator (SARC; 6%), and/or their Special Victims' Counsel or Victims' Legal Counsel (SVC/VLC; 4%)* used discretion.

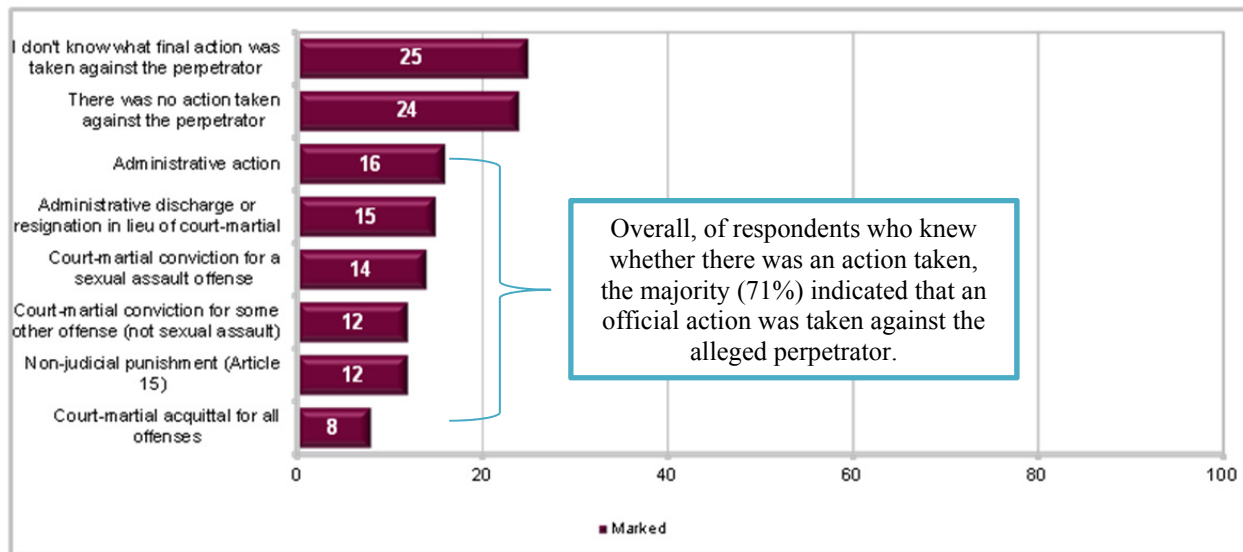
Official Action(s) Taken Against the Alleged Perpetrator⁶⁸

As seen in Figure 92, one-quarter (25%) of respondents indicated they *did not know what final action was taken against the perpetrator*, and a little less than one-quarter (24%) indicated there was *no action taken against the perpetrator*. Sixteen percent indicated the official action taken was an *administrative action* (for example, *Letter of Counseling [LOC], Letter of Admonishment [LOA], Letter of Reprimand [LOR]*), 15% indicated *administrative discharge or resignation in lieu of court-martial* (Chapter 4, *Discharge in Lieu of Court Martial [DILO]/Resignation in Lieu of Court Martial [RILO]*), 14% indicated *court-martial conviction for a sexual assault offense*, a little more than one-tenth (12%) indicated *court-martial conviction for some other offense (not sexual assault)*, a little more than one-tenth (12%) indicated *non-judicial punishment (Article 15)*, and 8% indicated *court-martial acquittal for all offenses*. Overall, the majority (71%) of respondents who knew if action had been taken, indicated that an official action was taken against the alleged perpetrator.⁶⁹

⁶⁸ References to perpetrator/offender throughout this section should be interpreted as “alleged perpetrator” or “alleged offender” because without knowing the specific outcomes of particular allegations, the presumption of innocence applies unless there is an adjudication of guilt.

⁶⁹ This percentage is out of those respondents who knew whether there was an official action taken, therefore percentages in chart will not add up to 71%.

Figure 92.
Official Action(s) Taken Against the Perpetrator



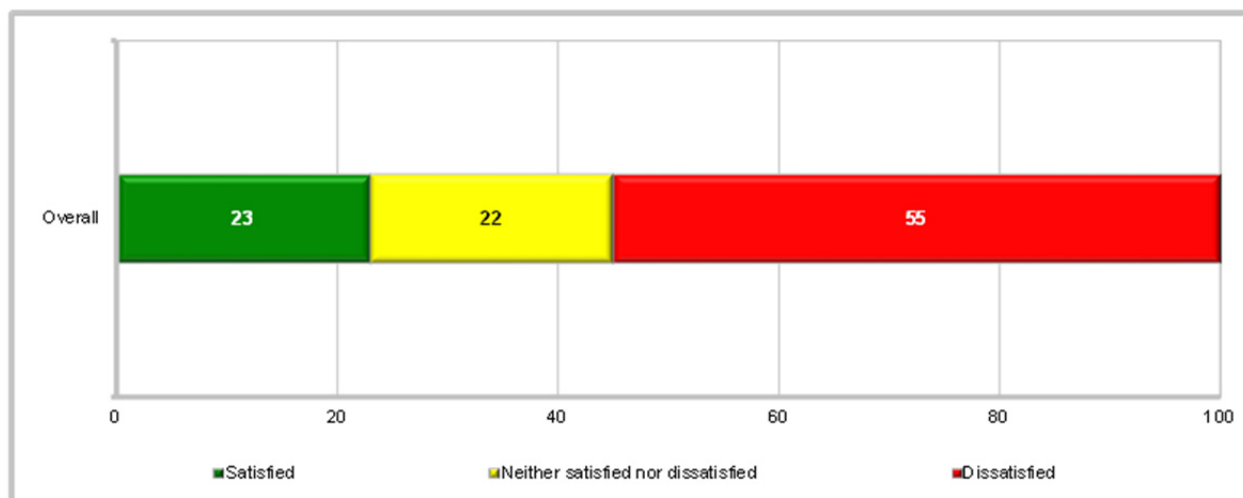
2015 MIJES Q71

Percent of all respondents who took the survey. Respondents were allowed to mark more than one option, and therefore, the sum of subitems does not equal 100%. Eligible number of respondents ranges from 305 to 313.

Satisfaction With Official Action(s) Taken Against the Alleged Perpetrator

As seen in Figure 93, a little less than one quarter (23%) of respondents indicated that they were *satisfied* with the official(s) actions taken against the alleged perpetrator, whereas more than half (55%) indicated that they were *dissatisfied*.

Figure 93.
Satisfaction With Official Action(s) Taken Against the Alleged Perpetrator



2015 MIJES Q72

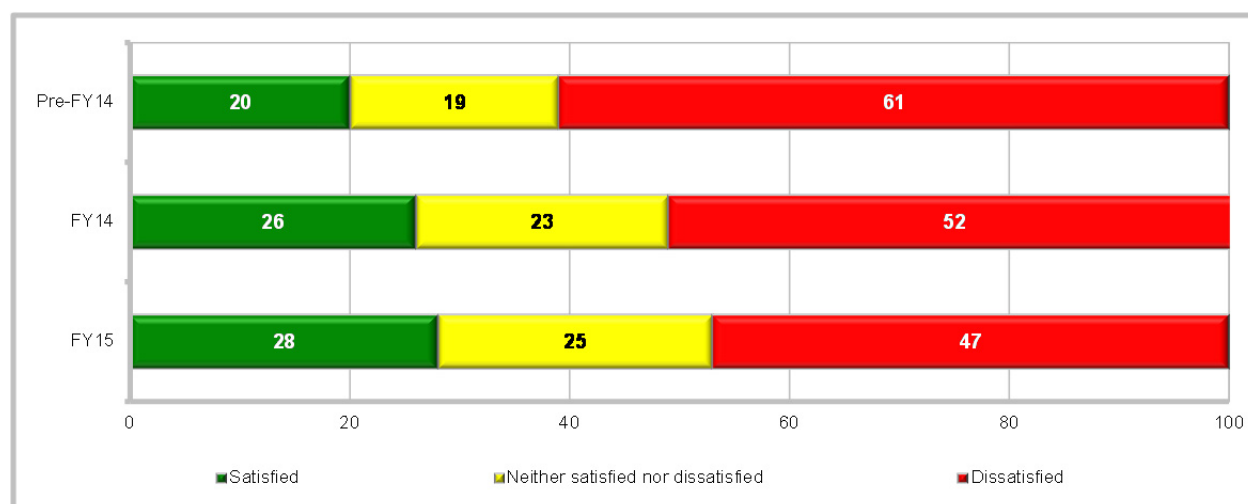
Percent of all respondents who took the survey. Eligible number of respondents who answered the question is 311.

As seen in Figure 94, specific breakouts by the time when the report was made are as follows:⁷⁰

- Of respondents who made their report pre-FY14, 20% of respondents indicated that they were *satisfied* with the official(s) actions taken against the alleged perpetrator, whereas 61% indicated that they were *dissatisfied*.
- Of respondents who made their report in FY14, 26% of respondents indicated that they were *satisfied* with the official(s) actions taken against the alleged perpetrator, whereas 52% indicated that they were *dissatisfied*.
- Of respondents who made their report in FY15, 28% of respondents indicated that they were *satisfied* with the official(s) actions taken against the alleged perpetrator, whereas 47% indicated that they were *dissatisfied*.

Figure 94.

Satisfaction With Official Action(s) Taken Against the Alleged Perpetrator, by Time When Report Was Made



2015 MIJES Q72

Percent of all respondents who took the survey. Eligible number of respondents who answered the question and indicated making their report Pre-FY14 is 132; FY14 is 145; FY15 is 32.

Ease of Military Justice Process

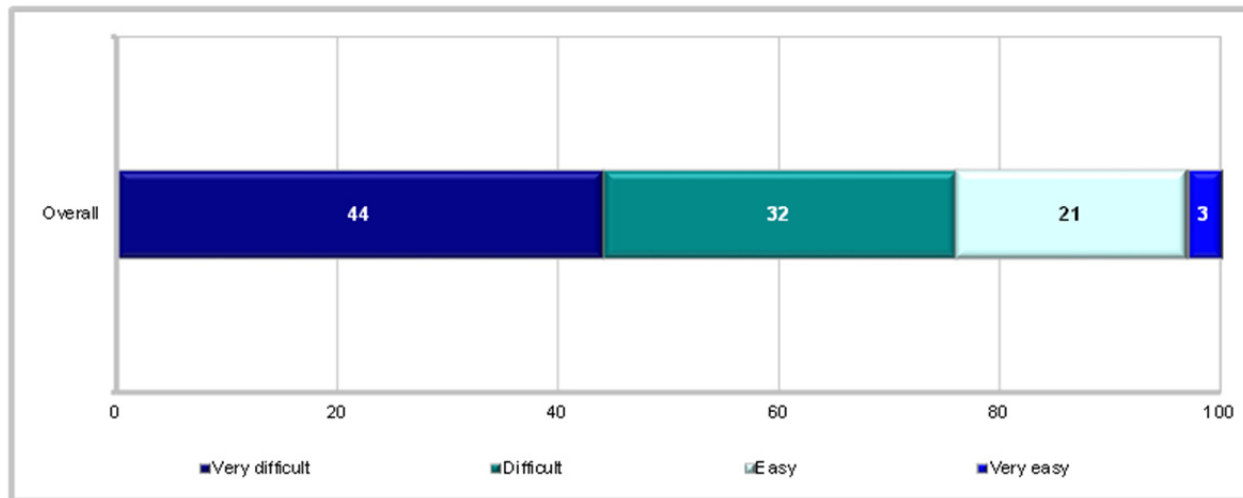
As seen in Figure 95, less than half (44%) of respondents indicated overall, the military justice process was *very difficult*, a little less than one-third (32%) indicated the process was *difficult*.⁷¹ Overall, a little more than one-fifth (21%) indicated that the process was *easy*, and 3% indicated

⁷⁰ Although differences between fiscal years may seem apparent, statistical significance was not calculated; also, due to the small number of respondents who made a report in FY15, interpretation of results should be taken with caution.

⁷¹ Of respondents who indicated the process was *difficult* or *very difficult*, the majority (83%) made their report Pre-FY14.

the process was *very easy*. A little less than one-quarter (24%) indicated that the process was *easy* or *very easy*.

Figure 95.
Ease of Military Justice Process



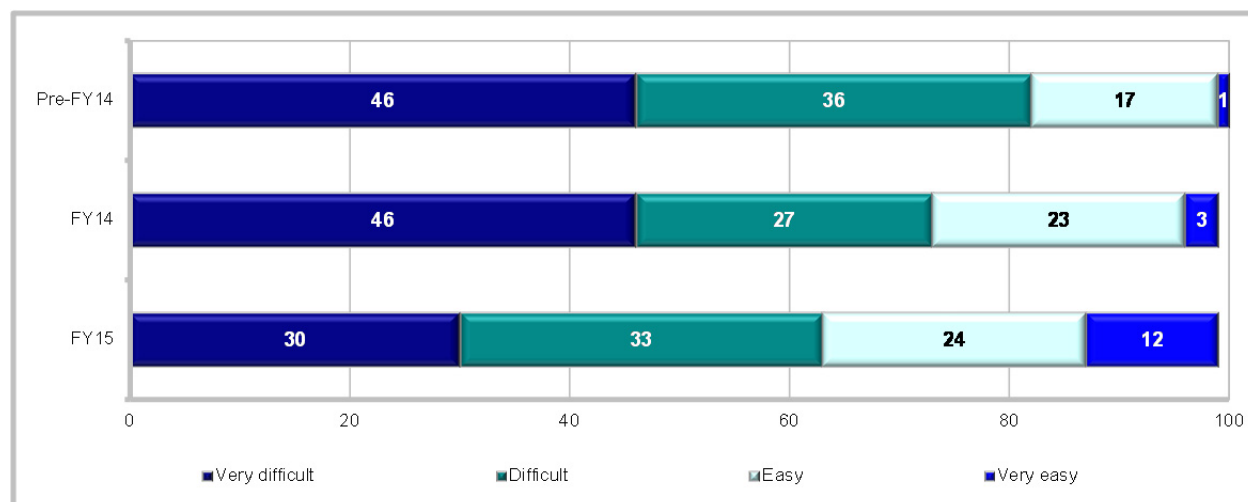
2015 MIJES Q73

Percent of all respondents who took the survey. Eligible number of respondents who answered the question is 312.

As seen in Figure 96, specific breakouts by the time when the report was made are as follows:⁷²

- Of respondents who made their report pre-FY14, 46% indicated the military justice process was *very difficult*, 36% indicated the process was *difficult*, 17% indicated that the process was *easy*, and 1% indicated the process was *very easy*.
- Of respondents who made their report in FY14, 46% indicated the military justice process was *very difficult*, 27% indicated the process was *difficult*, 23% indicated that the process was *easy*, and 3% indicated the process was *very easy*.
- Of respondents who made their report in FY15, 30% indicated the military justice process was *very difficult*, 33% indicated the process was *difficult*, 24% indicated that the process was *easy*, and 12% indicated the process was *very easy*.

⁷² Although differences between fiscal years may seem apparent, statistical significance was not calculated; also, due to the small number of respondents who made a report in FY15, interpretation of results should be taken with caution.

Figure 96.***Ease of Military Justice Process, by Time When Report Was Made***

2015 MIJES Q73

Percent of all respondents who took the survey. Eligible number of respondents who answered the question and indicated making their report Pre-FY14 is 132; FY14 is 145; FY15 is 33.

Overall, the majority (76%) of respondents indicated that the military justice process was difficult or very difficult. These respondents were asked what helped them the most during the challenging times. Using NVivo, an initial qualitative analysis was performed on all open-ended responses.⁷³ Respondents indicated a variety of supports that helped them through the military justice process during challenging times. Three of the most frequently mentioned helpful services were the SVC/VLC program, their family, and UVA/VAs. Examples of these top three themes include the following quotations. The timeframe when the survivor made the quote is included in parentheses after the quotation.

- **SVC/VLC Program**

- “My SVC was the most helpful. I cannot thank the DoD enough for giving victims their own attorney to help get through the very long and draining legal process. My SVC was extremely supportive, understanding, and willing to go the extra mile to ensure I was comfortable moving forward. [They] kept me well informed of my case, as well as periodically checking up to see how I was doing. [They] also assisted with issues I was having in my unit and with my leadership.” (Pre-FY14)
- “My SVC was a huge part of what kept me going during the trial. [They were] so amazing in all aspects and definitely helped me the most out of everyone involved.” (FY14)

⁷³ NVivo by QSR International Pty Ltd., Version 10, 2012. To analyze and categorize topics, the qualitative data analysis software package, NVivo was used to code language in the transcripts into thematic nodes. NVivo is a grouping and validation tool which provides comprehensive coverage of topics for summaries of findings.

- *“The VLC, the biggest asset to SAPR program. My VLC was the main reason I was able to mentally stay strong and remain stable in the [Service].” (Pre-FY14)*
- *“My SVC was the only person I felt that was truly there for me during any of the military justice processes. [They were] the only one who kept me informed and encouraged me to keep going forward despite how I was being treated and how little it seemed anyone believed me. [They] kept me fighting until the end, and was always there for me, and continues to be there for me even after her separation from the [Service] knowing how much I have gone through.” (FY14)*
- **Family**
 - *“My family. The military did not help me survive the process. My family and my willpower did. If anything, my command hindered me and tried to break me.” (Pre-FY14)*
 - *“My family was the only support I had any military run program or office was not there to make things easier just manage.” (FY14)*
 - *“Being able to confide in family.” (FY14)*
 - *“The support of my family and best friend helped me through the process. I attended counseling but I didn't feel like it helped me at all.” (Pre-FY14)*
- **UVA/VAs**
 - *“My UVA kept me strong because I did not want to go through with the court hearing once it began. It was very difficult to get through.” (FY14)*
 - *“My VA was fantastic and my VA being a civilian helped her to be more objective.” (FY14)*
 - *“I would have to say that my victim's advocate helped me the most. I never felt alone with [them].” (FY14)*
 - *“The one thing that helped me the most during the process was my Victim's Advocate.” (FY14)*

Overall, a little less than one-quarter (24%) of respondents indicated that the military justice process was *easy* or *very easy*. These respondents were asked to specify what helped make the process easier for them. Respondents indicated a variety of supports that helped make the military justice process easier. Three of the most frequently mentioned themes were overall support from a SAPR resource, support from command, and removal from situation. Examples of these top three themes include the following quotations:

- **Support from SAPR resource**
 - *“Working with personnel who knew their jobs and were able to explain the entire process thoroughly. The process was made easier by allowing me to go at my own pace.” (FY14)*
 - *“My SARC coordinator and SVC were extremely helpful and I wouldn't have known what to do without them.” (FY15)*
- **Support from command**
 - *“My [rank redacted] was very helpful and judgment free. [They] helped me feel okay with the process, when I felt discouraged and alone. My SARC was also very instrumental and approachable.” (FY15)*
 - *“The support of the chain of command was 100%.” (FY14)*
- **Removal from situation**
 - *“Deploying and being away from the situation, keeping to myself, not trusting anyone who knew or might have known.” (Report Year Not Indicated)⁷⁴*
 - *“The expedited transfer. The unit I was in made it unbearable to survive in day to day operations. Once transferred I was able to get the help I needed and communicate with leaders who cared about me about my case.” (FY14)*

Most Helpful Resources Received During Military Justice Process

All respondents were asked to specify which services found to be most useful to them during the military justice process and indicated a variety of services that were found to be the most helpful during the military justice process. Similar to the prior section, three of the most frequently mentioned services indicated to be the most helpful were the SVC/VLC, the UVA/VA, and the SARC. Examples of these top three themes include the following quotations:

- **SVC/VLC**
 - *“My SVC was the only person that was extremely helpful.” (FY14)*
 - *“I would say that the Special Victim counsel was the most helpful. Out of all the OSI agents, prosecutors and defense attorneys, the SVC was the only one that looked out for me. Very solid program.” (Pre-FY14)*
 - *“The opportunity to have the VLC.” (FY14)*

⁷⁴ “Report Year Not Indicated” indicates that the respondent did not provide the time frame when they made their report.

- **UVA/VA**

- *“My Victim Advocate was very helpful to me, [they were] always checking up on how I was doing throughout the process, was able to answer every one of my questions and explain every detail of the process as it was going on.” (FY14)*
- *“My UVA was most helpful.” (FY14)*
- *“I found my Victims Advocate to be the most helpful. [They] did not judge or belittle what I was going through and helped me through the emotional process of trial and being on that post until PCS.” (FY14)*

- **SARC**

- *“The SARC was definitely the most helpful person out of the whole process.” (FY14)*
- *“The SARC for the base was fantastic.” (FY14)*
- *“The SARC was the most helpful.” (Pre-FY14)*

Least Helpful Resources Received During the Military Justice Process

All respondents were asked to specify which services they received during the military justice process were found to be least useful to them and indicated a variety of services that were found to be the least helpful during the military justice process. Three of the most frequently mentioned services indicated to be the least helpful were their command, MCIOs, and military trial counsel. Examples include the following quotations:

- **Command**

- *“My CO and CMC were awful about it. They brought attention to a crappy situation.” (FY14)*
- *“I definitely found that some of my leadership was the least helpful. It became extremely difficult dealing with rumors and exclusion from my coworkers. When I brought specific issues of being rumored and talked down from my coworkers, I was told by a member of my leadership, ‘It is something [you] have to get over.’ These problems were never solved nor really dealt with by leadership, they were simply ignored.” (FY14)*
- *“My immediate supervision was the least helpful. With the exception of my [rank redacted], everyone treated me like an outcast and alienated me.” (Pre-FY14)*

- **MCIOs**

- *“[MCIO] kept switching the officer who was in charge of my case, I never talked to the same agent twice. They were always cutting it extremely close on deadlines to notify me of things on my case, at the end I was in a meeting and couldn't get up to*

answer my phone, within about an hour and a half they had called my emergency contact to tell them they couldn't get in touch with me. Completely inappropriate.” (Pre-FY14)

- *“The person I had investigating my case was more worried about another case. [They] did not take the proper time to get all of the details.” (Pre-FY14)*
- *“They seemed to focus on the interrogation aspect and were very intrusive, attempting to sway my decisions and views. My interactions with [MCIO] caused a lot of mental stress and harm to my ability to focus at work.” (FY15)*

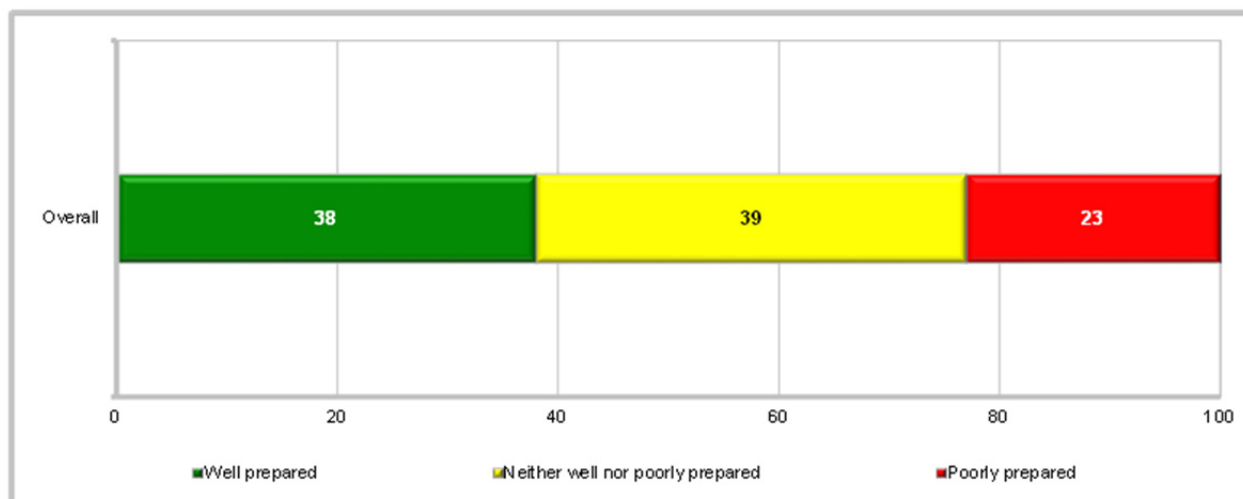
- **Military trial counsel**

- *“The legal services. Kept me out of the loop and didn't know anything about my own case until I walked up to their office and find out what was going on and even then they still wouldn't tell me anything about my case.” (FY14)*
- *“Trial counsel. I really don't feel like my case was taken seriously.” (Pre-FY14)*
- *“The least helpful was having several trial counsels turnover my case in the two year span and having to repeat my story over and over again to different people and over the phone.” (Pre-FY14)*

Preparedness for the Military Justice Process

As seen in Figure 97, more than one-third (38%) of respondents indicated that based on the services provided, they felt *well prepared* for the military justice process, whereas a little less than one quarter (23%) felt *poorly prepared*.

Figure 97.
Preparedness for the Military Justice Process



2015 MIJES Q76

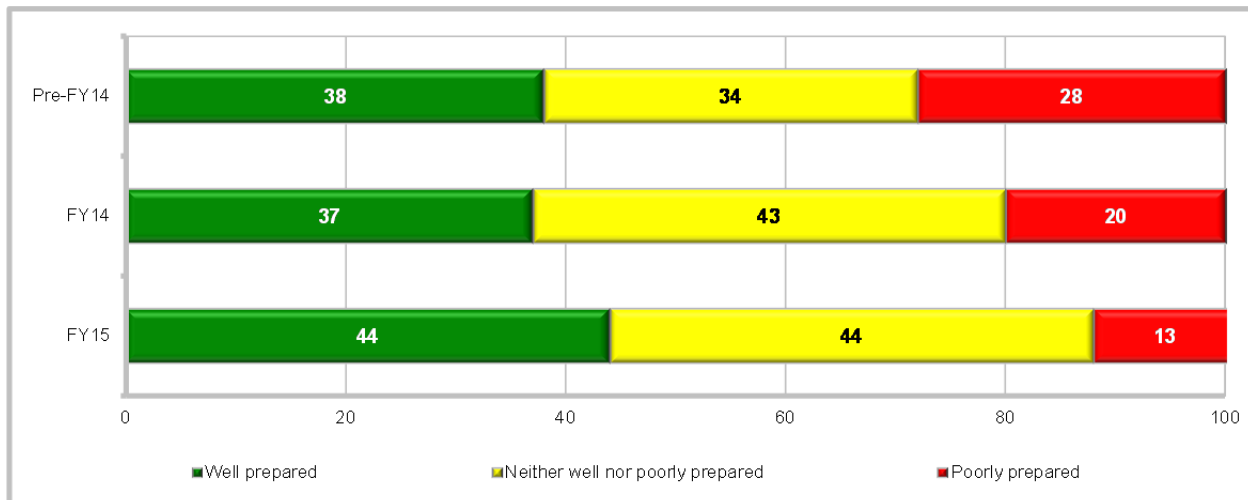
Percent of all respondents who took the survey. Eligible number of respondents who answered the question is 309.

As seen in Figure 98, specific breakouts by the time when the report was made are as follows:⁷⁵

- Of respondents who made their report pre-FY14, 38% of respondents indicated that based on the services provided, they felt *well prepared* for the military justice process, whereas 28% felt *poorly prepared*.
- Of respondents who made their report in FY14, 37% of respondents indicated that based on the services provided, they felt *well prepared* for the military justice process, whereas 20% felt *poorly prepared*.
- Of respondents who made their report in FY15, 44% of respondents indicated that based on the services provided, they felt *well prepared* for the military justice process, whereas 13% felt *poorly prepared*.

Figure 98.

Preparedness for the Military Justice Process, by Time When Report Was Made



2015 MIJES Q76

Percent of all respondents who took the survey. Eligible number of respondents who answered the question and indicated making their report Pre-FY14 is 131; FY14 is 144; FY15 is 32.

For those respondents who indicated that they were *poorly prepared* or *very poorly prepared* for the military justice process, respondents were asked to specify what could have helped to better prepare them and indicated a variety of things that could have helped to better prepare them for the military justice process. Three of the most frequently mentioned aspects that respondents indicated could potentially have helped to better prepare them for the military justice process include improvements upon legal proceedings, more information distributed to the survivor regarding the military justice process, and improvements to the available SAPR and command resources. Examples of these top three aspects include the following quotations:

⁷⁵ Although differences between fiscal years may seem apparent, statistical significance was not calculated; also, due to the small number of respondents who made a report in FY15, interpretation of results should be taken with caution.

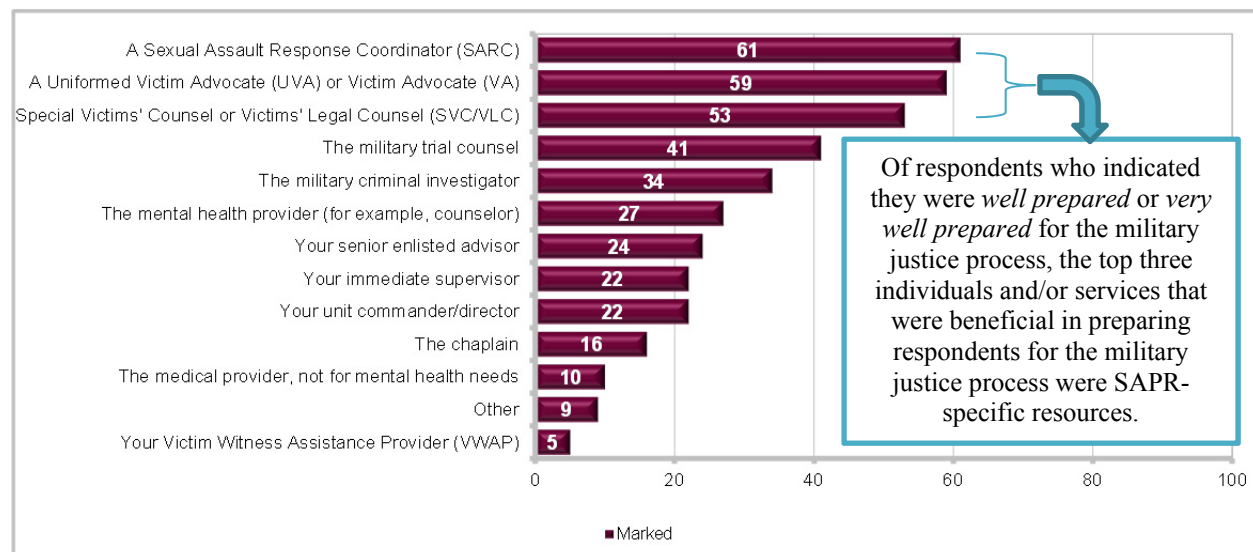
- **Improvements upon legal proceedings**
 - *“More guidance on the way the process would go after a report is made. Mainly the trial part. I did not continue my case because I was caught off guard by the trial part and felt that I wasn't prepared.” (FY14)*
 - *“If I had known how brutal it was, I never would have gone along with it. The JAG I dealt with was awful. By the time I left [their] office, [they] had me convinced that everything that happened to me was my fault and that nothing really happened. The JAGs convinced me that going through the whole process would be too painful to handle, so therefore they also convinced me to drop charges.” (Pre-FY14)*
 - *“More experienced lawyers/lawyers who were as experienced and knowledgeable as defense council.” (Pre-FY14)*
- **More information distributed to the military member regarding the military justice process**
 - *“Being more informed of the proceedings, updates on the investigation.” (Report Year Not Indicated)*
 - *“A heads up that I would repeat the same messed up details over and over. And someone could have told me it would take a year and a half to finish.” (Pre-FY14)*
 - *“Better information on how the process works from the start and how decisions are made. What they are based on and what to do after the investigation and/or trial is over.” (FY14)*
 - *“Someone better versed in the legal proceedings and someone who can tell me what would or should happen next, what I can expect to happen or not happen, etc. There was no one around who seemed to know what they were doing and when I asked about processes everything was some big secret for some reason. I wasn't allowed to know at what stage my case was or anything like that and it was frustrating and distracting as I was in a training environment and could not concentrate on my studies when I had this to worry about.” (Pre-FY14)*
- **Improvements to the available SAPR and command resources**
 - *“Leaders who know and understand what sexual assault is and how to handle it professionally.” (FY14)*
 - *“Not switching out my Uniformed VA in the middle of my process.” (Pre-FY14)*
 - *“A better SAPR VA, a knowledgeable command, and a SARC.” (Pre-FY14)*

Individuals and/or Services Beneficial in Preparing for the Military Justice Process

As seen in Figure 99, respondents who indicated they were *well prepared* or *very well prepared* for the military justice process were asked who was beneficial in preparing them for the military justice process. Overall, a little less than two-thirds (61%) indicated the *Sexual Assault Response Coordinator (SARC)*, more than half (59%) indicated the *Uniformed Victim Advocate (UVA)* or *Victim Advocate (VA)*, a little more than half (53%), indicated the *Special Victims' Counsel or Victims' Legal Counsel (SVC/VLC)*, 41% indicated the *military trial counsel*, more than one-third (34%) indicated the *military criminal investigator*, more than one-quarter (27%) indicated the *mental health provider (for example, counselor)*, a little less than one-quarter (24%) indicated their *senior enlisted advisor (for example, First or Master Sergeant, Chief Petty Officer)*, a little more than one-fifth (22%) indicated their *immediate supervisor*, a little more than one-fifth (22%) indicated their *unit commander/director*, 16% indicated the *chaplain*, one-tenth (10%) indicated the *medical provider, not for mental health needs (for example, someone from a military medical treatment facility or civilian treatment facility)*, 9% indicated another individual or service, and 5% indicated their *Victim Witness Assistance Provider (VWAP)* were beneficial in preparing them for the military justice process.

Figure 99.

Individuals and/or Services Beneficial in Preparing for the Military Justice Process



2015 MIJES Q77

Percent of respondents who took the survey and indicated they were *well prepared* or *very well prepared* for the military justice process. Eligible number of respondents who answered the question is 116.

As seen in Figure 99, 9% of respondents, who indicated that they were *well prepared* or *very well prepared* for the military justice process, and were supported by some other resource. These respondents were asked to specify what other individuals and/or services were beneficial in preparing them for the military justice process and indicated a variety of individuals and/or services that were beneficial in preparing them for the military justice process, other than the

resources listed for them in the question text. Two of the most frequently mentioned “other” individuals and/or services were their family and their friends. Examples of these top two include the following quotations:

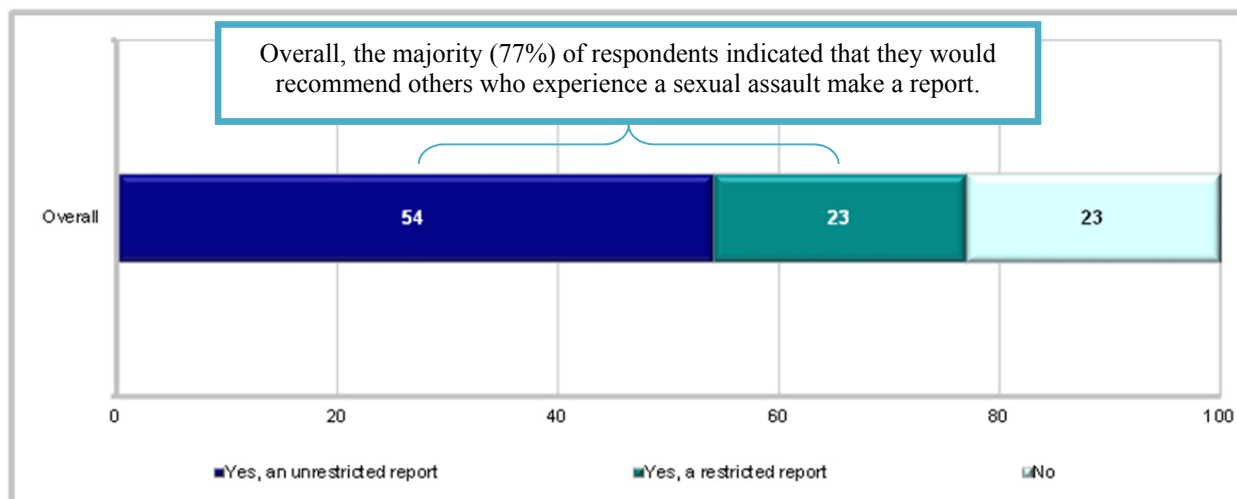
- **Family**
 - “My family was very supportive.” (Pre-FY14)
 - “My family.” (FY14)
- **Friends**
 - “My friends carried me through and a phenomenal mentor.” (Pre-FY14)
 - “My peers that I could rely on.” (Pre-FY14)

Support Others Report Sexual Assault Based on Overall Experiences With Military Justice Process

As seen in Figure 100, when asked whether they would recommend to another survivor to make a report, a little more than half (54%) of respondents indicated *yes, an unrestricted report*, a little less than one-quarter (23%) indicated *yes, a restricted report*, and a little less than one-quarter (23%) indicated *no*. Overall, the majority (77%) of respondents indicated that they would recommend others who experience a sexual assault make a report.

Figure 100.

Support Others Report Sexual Assault Based on Overall Experiences With Military Justice Process



2015 MIJES Q78

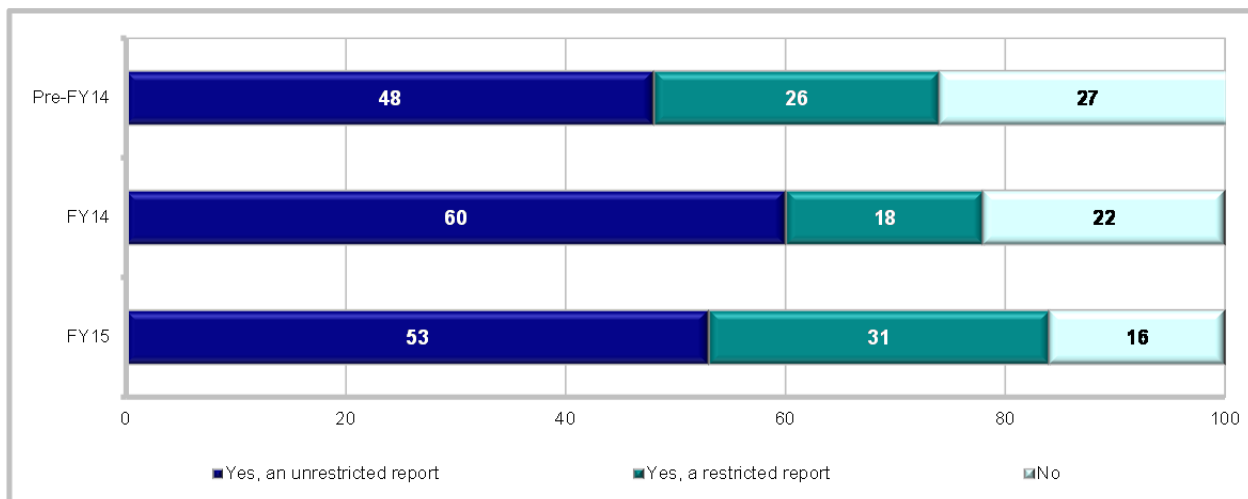
Percent of all respondents who took the survey. Eligible number of respondents who answered the question is 305.

As seen in Figure 101, specific breakouts by the time when the report was made are as follows:⁷⁶

- Of respondents who made their report pre-FY14, when asked whether they would recommend to others who experience a sexual assault to make a report, 48% of respondents indicated *yes, an unrestricted report*, 26% indicated *yes, a restricted report*, and 27% indicated *no*.
- Of respondents who made their report in FY14, when asked whether they would recommend to others who experience a sexual assault to make a report, 60% of respondents indicated *yes, an unrestricted report*, 18% indicated *yes, a restricted report*, and 22% indicated *no*.
- Of respondents who made their report in FY15, when asked whether they would recommend to others who experience a sexual assault to make a report, 53% of respondents indicated *yes, an unrestricted report*, 31% indicated *yes, a restricted report*, and 16% indicated *no*.

Figure 101.

Support Others Report Sexual Assault Based on Overall Experiences With Military Justice Process, by Time When Report Was Made



2015 MIJES Q78

Percent of all respondents who took the survey. Eligible number of respondents who answered the question and indicated making their report Pre-FY14 is 128; FY14 is 143; FY15 is 32.

Opportunities to Help Future Military Members Who Bring Forward a Report of Sexual Assault Through the Military Justice Process

All respondents were asked to specify what the DoD could do to help future military members through the military justice process and they suggested a variety of ways that the Department

⁷⁶ Although differences between fiscal years may seem apparent, statistical significance was not; also, due to the small number of respondents who made a report in FY15, interpretation of results should be taken with caution.

could employ to help future military members through the military justice process. Three of the most frequently mentioned opportunities to improve include minimizing victim blaming, keeping military members informed of the progress of their case, and allowing military members to take time off from duty. Examples of these top three opportunities include the following quotations:

- **Minimize Victim Blaming**

- *“Stop treating the victim's like they're the ones on trial. I never understood why my questions and actions got so scrutinized when the perpetrator didn't have to answer any questions at all.” (FY14)*
- *“More protection for victims from their chain command that want to sweep these kinds of reporting under the rug. Hold those in Supervisory positions liable for releasing information to our peers.” (FY14)*

- **Keep military members informed of the progress of their case**

- *“Keep the victims one hundred percent up to date with all info pertaining to their case. Knowing what is going on helps with stress.” (Report Year Not Indicated)*
- *“Keep them informed. To this day I don't know what exactly happened after the [MCIO] interview process. I do not know when the case officially closed, only that it closed at some point. I do not know if the person was even confronted or questioned. I only know a few things through the process because of my SVC or people that were interviewed by [MCIO] about the case. I felt vulnerable that people who didn't need to know about the incident period or any details were being told and interviewed.” (FY14)*
- *“Make sure the victim is well informed on any and all proceedings dealing with the investigation.” (Pre-FY14)*

- **Allow military members to take time off from duty**

- *“Permissive TDY (non-chargeable leave) to allow for victims of sexual assault to better use their duty time for SARC, investigative, doctor's appointments, etc. without having to use their own leave and without fear of reprisal.” (FY14)*
- *“I think it should become a regular practice to keep an Military Protective Order (MPO) in place for some time even after the trial/32, etc. even if the perpetrator was acquitted. I had to fight really hard to put one back in place. My VLC and chain of command were supportive, but the emotional stress should not be overlooked just because someone is acquitted. My chain of command was supportive and I was given two days off after the trial to get myself together. I was surprised that there was not something more official granting some type of convalescent leave. From the time of the incident to the end of the trial over 18 emotionally draining months passed. I needed probably 2 weeks to rest, continue counseling, and decide how I was going to make it through the next few days, months, years.” (Pre-FY14)*

- *“Honestly, I would say that the DoD already has a very good plan in order; but the area where survivors need help most is in their personal lives. We truly need a community around each survivor that is looking out for their welfare emotionally, spiritually, and mentally. The DoD cannot provide that for each person, and we know that. I suppose the one thing that might lead to the biggest difference that the DoD can give us outside of what is already provided would have to be a form of convalescent leave. I say this because, from my experience as a survivor and from talking to other survivors, it's incredibly hard to recover from the stress, and reality, of your ordeal when you're still going to work every day and pretending to function for the whole world to see. Getting a chance to go home, or just get away for a few days, is all it might take for many of us to just decompress; to process all that has happened to us (most victims go through some form of denial) and to understand that the event itself is over and to allow ourselves to mentally and emotionally withdraw ourselves from those traumatic moments and look to/refocus on the present.” (FY14)*

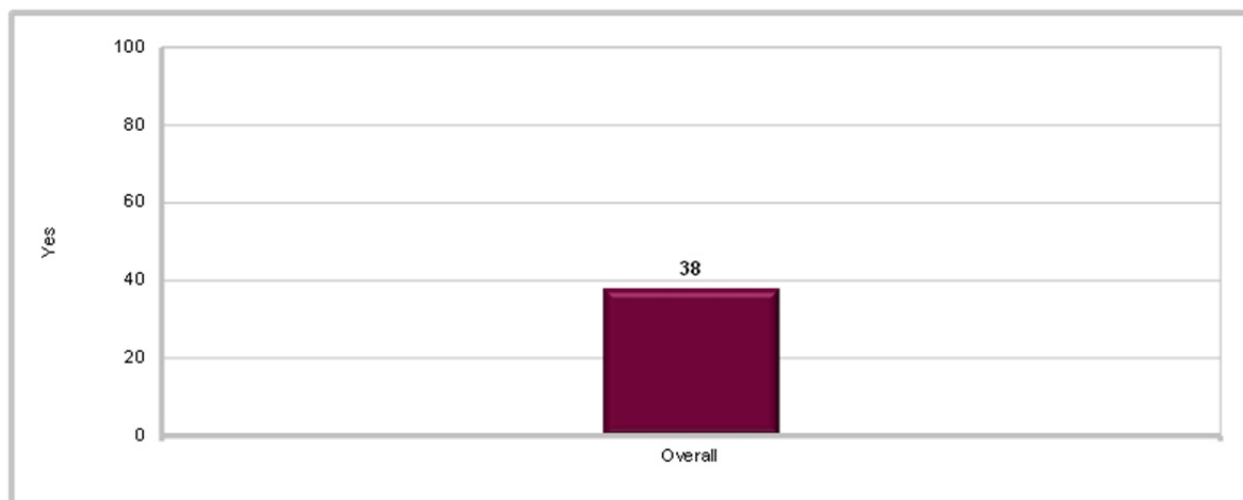
Chapter 6: Expedited Transfer

Military members who make an unrestricted report of sexual assault have the option to request an expedited transfer to another unit/installation. Per policy, military members who make a report should be informed of this option by their SARC or UVA/VA at the time they make their report. This request may extend to either a temporary or permanent expedited transfer from their assigned command or installation to a different command or installation, or a temporary or permanent expedited transfer to a different location within their assigned command or installation.⁷⁷

Received an Expedited Transfer

As seen in Figure 102, more than one-third (38%) of respondents indicated that they received an expedited transfer as a result of their report of sexual assault.

Figure 102.
Received an Expedited Transfer



2015 MIJES Q80

Percent of all respondents who took the survey. Eligible number of respondents who answered the question is 309.

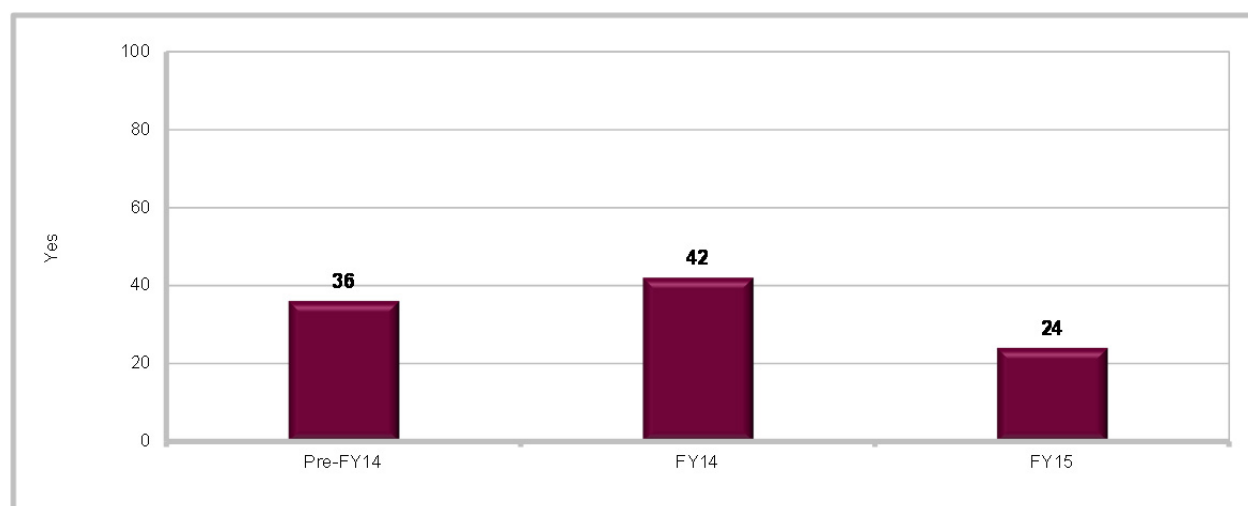
⁷⁷ 32 CFR 105.4 - Policy.

As seen in Figure 103, specific breakouts by the time when the report was made are as follows:⁷⁸

- Of respondents who made their report pre-FY14, 36% indicated that they received an expedited transfer as a result of their report of sexual assault.
- Of respondents who made their report in FY14, 42% indicated that they received an expedited transfer as a result of their report of sexual assault.
- Of respondents who made their report in FY15, 24% indicated that they received an expedited transfer as a result of their report of sexual assault.

Figure 103.

Received an Expedited Transfer, by Time When Report Was Made



2015 MIJES Q80

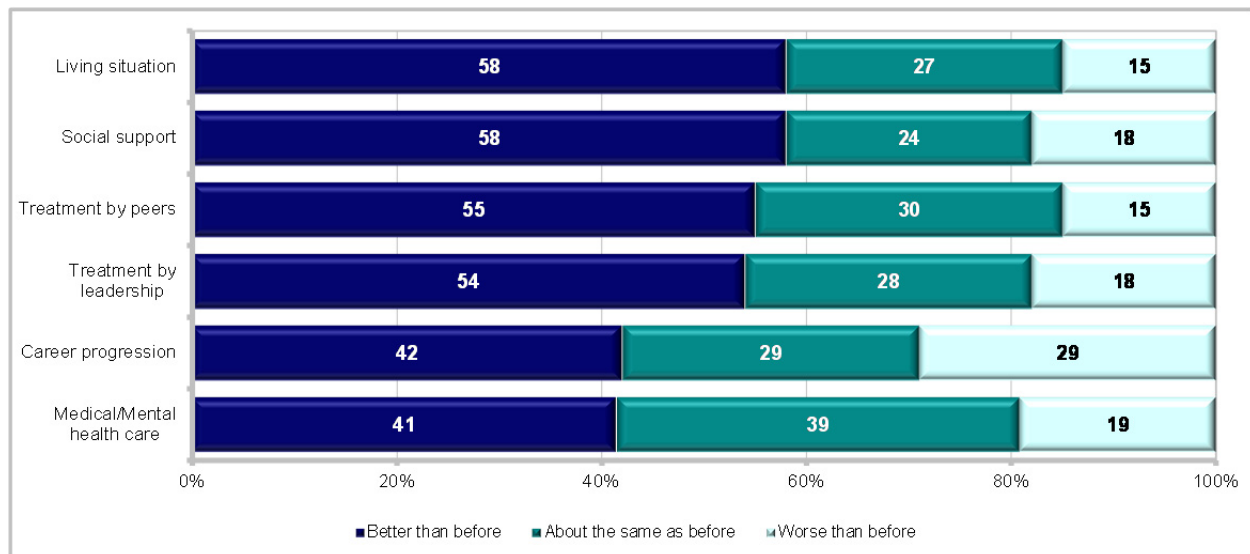
Percent of all respondents who took the survey. Eligible number of respondents who answered the question and indicated making their report Pre-FY14 is 132; FY14 is 142; FY15 is 33.

Aspects of Life Following Expedited Transfer

As seen in Figure 104, of respondents who received an expedited transfer, compared to the time before they were transferred, more than half indicated their *living situation* (58%), *social support* (58%), and *treatment by peers* (55%) were better than before. A little more than half (54%) indicated *treatment by leadership* was better than before. Forty-two percent indicated their *career progression* and 41% indicated their *medical/mental health care* were better than before.

⁷⁸ Although differences between fiscal years may seem apparent, statistical significance was not calculated; also, due to the small number of respondents who made a report in FY15, interpretation of results should be taken with caution.

Figure 104.
Aspects of Life Following Expedited Transfer



2015 MIJES Q81

Percent of respondents who took the survey and received an expedited transfer. Results exclude those who indicated "Not applicable." Eligible number of respondents who answered the question ranges from 109-113.

Of respondents who received an expedited transfer, compared to the time before they were transferred, more than one-quarter indicated their *career progression* (29%) was worse than before. A little less than one-fifth indicated *medical/mental health care* (19%), *treatment by leadership* (18%), and *social support* (18%) were worse than before. Fifteen percent indicated *treatment by peers* and their *living situation* were worse than before.

Chapter 7: Discussion

Summary of Findings

The results of *2015 MIJES* presented in this report represent the culmination of an extensive effort by DMDC to assist the Department in assessing the investigative and legal processes/services experienced by military members who have made a formal report of sexual assault. The opinions and experiences measured in *2015 MIJES* are often quite private, and therefore difficult to gauge through measurement methods that involve direct observation or analyses of program data. While all surveys have limitations in scope, *2015 MIJES* is a valuable tool for the Department to evaluate its SAPR programs/resources, as well as command and their combined utility in assisting survivors through the military justice process.

This assessment overall is beneficial in highlighting what is working for military members who bring forward a report of sexual assault, and what can be improved. *2015 MIJES* revealed that overall, experiences with SAPR resources (i.e., SARC, UVA/VA, SVC/VLCs, VWAP) were assessed as the most satisfactory providers respondents interacted with, whereas improvements could be made regarding the experiences of military members with their command (i.e. senior enlisted advisor/immediate supervisor, unit commander/director). While all resources, including command, were assessed somewhat positively in providing support to the respondent during the military justice process, one area was most often reflected as more unsatisfactory than others. Specifically, respondents indicated that all of these resources were least effective at communicating with or contacting the respondent to inform them about the progress of their case. Improving point of communication for all resources may be an opportunity for the Department to strengthen its ability to serve military members during the military justice process.

There are several themes apparent in the results of *2015 MIJES* which highlight ways in which specific programs and resources provide support to military members who bring forward a report of sexual assault. The following sections discuss these themes and offer opportunities for action or acknowledgment.

Reporting Sexual Assault

Restricted Report Converted to Unrestricted Report. To be eligible to participate in *2015 MIJES*, a survivor's case needed to be closed. Though there are a few exceptions, the nature of having a closed case entails that the military member's report is unrestricted. Therefore it is not unexpected that the vast majority (97%) of respondents indicated that their final report was unrestricted. What may be interesting however is the percentage of respondents who chose to convert their restricted reports, and the percentage whose restricted report became unrestricted due to command being notified. Specifically, of the 22% of respondents who indicated that they initially made a restricted report, 94% indicated that their report was converted to an unrestricted report (84% by choice, 10% indicated command was notified). Also, of respondents who chose to convert their restricted report to an unrestricted report, 54% converted their report within 30 days after the incident occurred. Though the majority of respondents indicated that they chose to convert, about one in ten indicated that conversion was not by choice, which may have impacted

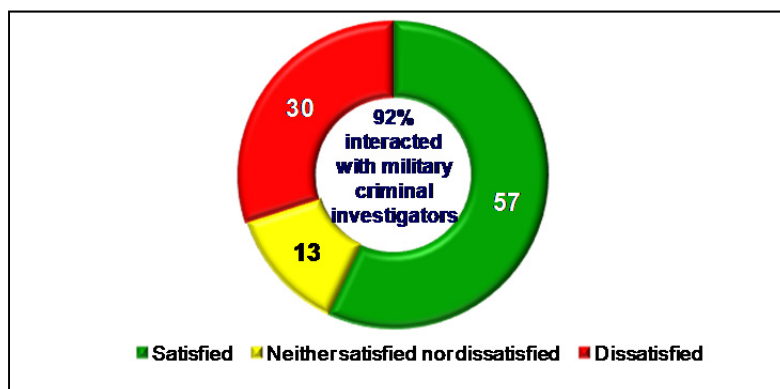
their desire to participate in the military justice process, as well as their overall satisfaction with it.

Experiences with SAPR Resources and Command

Interaction With SAPR Resources and Command. Making an unrestricted report of sexual assault triggers an investigation, and therefore it makes sense that the large majority (92%) of respondents indicated *interacting with a military criminal investigator after their report of sexual assault*. The majority of respondents also indicated interacting with a SARC (86%), a UVA or a VA (78%), and command (72%) during the military justice process. A little less than two-thirds indicated interacting with a SVC or VLC and/or their unit commander/director (both 61%), and more than half (58%) indicating interacting with *military trial counsel* during the military justice process.

Experience With Military Criminal Investigative Officers (MCIO). As seen in Figure 105, the majority of respondents indicated interacting with an MCIO after their report of sexual assault; however, 30% were *dissatisfied* with the resource and the services that were provided. To break this down, though the majority of respondents who interacted with an MCIO agreed that the MCI was *professional in interactions with them* (84%), *took their report seriously* (83%), *treated them with dignity and respect* (78%), *answered questions about the investigative process* (78%), *listened to them without judgment* (77%), and/or *took steps to protect their safety* (69%), about 8%-17% disagreed that the action was provided. Also, more than one-quarter (28%) indicated they disagreed that the MCI *informed them about the progress of their investigation*, and 43% indicated the MCI(s) *did not keep them informed of the criminal investigation process*, which might be a particular provision that can be improved. Another potential area for improvement might be the pace at which a MCI asks a military member to provide information regarding the assault. Though 77% of respondents indicated that the MCIO(s) *allowed them to provide information at their own pace*, 23% indicated the MCIO(s) *did not*.

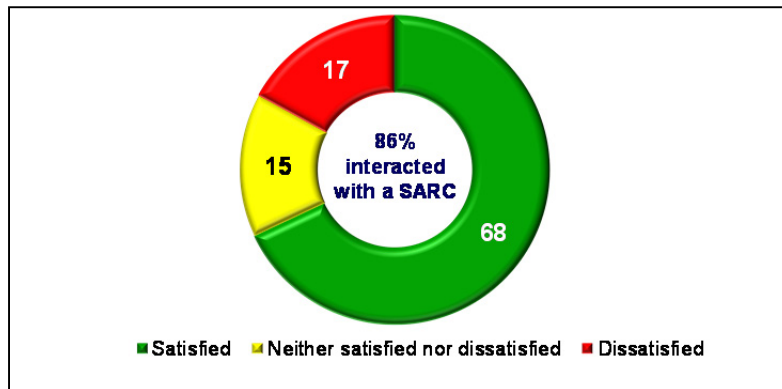
Figure 105.
Experience With MCIO(s)



Experience With Sexual Assault Response Coordinator (SARC). As seen in Figure 106, overall, 86% of respondents indicated interacting with a SARC during the military justice

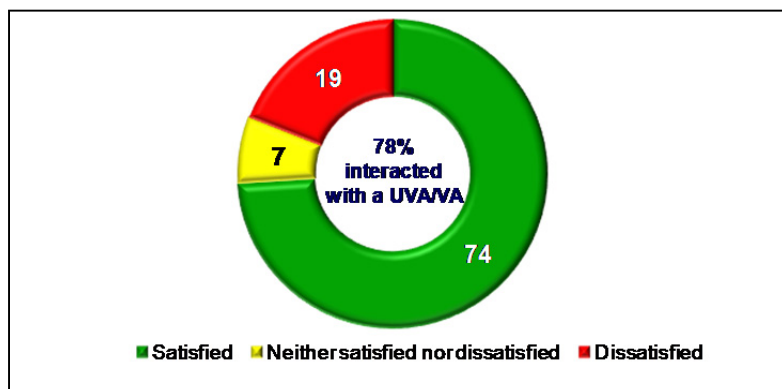
process, and more than two-thirds of which (68%) indicated that they were *satisfied* with their services. Similar to respondent's rates of satisfaction, more than two-thirds indicated they agreed that the SARC *supported them throughout the military justice process, helped them work with military criminal investigators and attorneys, and/or contacted them on a regular basis regarding their well-being while their case was open*. As with other resources, contact was the least endorsed activity; one-quarter indicated they disagreed that the SARC *contacted them on a regular basis regarding their well-being while their case was open*.

Figure 106.
Experience With a SARC



Experience With Uniformed Victim Advocate (UVA)/Victim Advocate (VA). As seen in Figure 107, overall, 78% of respondents indicated interacting with a Uniformed Victims' Advocate (UVA) and/or a Victims' Advocate (VA) during the military justice process; 42% indicated they interacted with a UVA, 30% indicated they interacted with a VA, 12% indicated interacting with *both a UVA and VA*, and 16% indicated they were *unable to recall* what type of UVA/VA they interacted with. Regardless of whether the respondent indicated interacting with a UVA or VA, the *satisfaction* and *dissatisfaction* with the services provided were identical. Specifically, three-fourths (74%) indicated that they were *satisfied* with the services, whereas less than one-fifth (19%) were *dissatisfied*. Assessments of the actions provided by the UVA/VA, regardless of type, were also similar in that more than two-thirds agreed with statements of the actions provided, and less than one-fifth disagreed. This finding, that type of UVA/VA might not have a quantifiable difference in providing satisfactory support, is interesting as the distinction between military and civilian for respondents might just factor to which type they prefer more. Similar to other resources, contact on the process was one of the least endorsed actions.

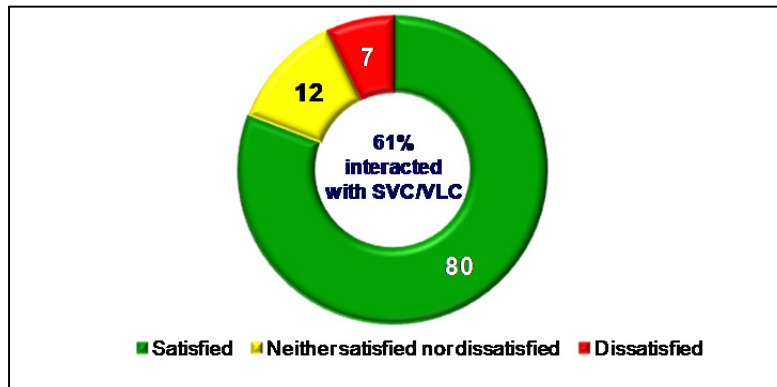
Figure 107.
Experience With a UVA/VA



Experience With Special Victims' Counsel (SVC) or Victims' Legal Counsel (VLC). As seen in Figure 108, though not as utilized by respondents as other resources (61%), SVCs/VLCs were the most proportionally satisfactory resource respondents interacted with during the military justice process; the majority (80%) indicated that they were *satisfied* and only 7% indicated that they were *dissatisfied*. Similar to overall satisfaction, the vast majority of respondents indicated they agreed that their SVC/VLC provided them with the relevant supportive actions, and less than one-tenth disagreed. Again, contact, specifically about the progress of their case, was one of the least endorsed actions though still relatively high at 85% agreement. These lower ratings might reflect the particularity of the respondent's case, but might be of note to the Department.

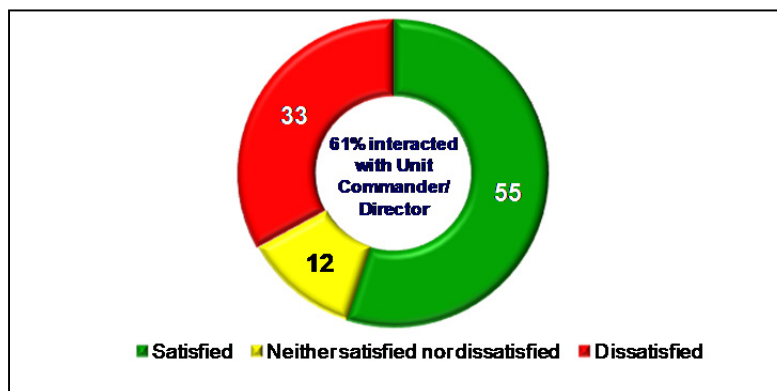
The majority (89%) of respondents indicated that they had been assigned a SVC/VLC. However, DMDC was not able to assess how the remaining 11% of respondents got in contact with their SVC/VLC. Overall awareness of the SVC/VLC program is of interest to the Department as knowing that this resource exists might encourage survivors to feel more comfortable making a report. For example, though 72% of respondents who interacted with an SVC/VLC were not aware of the program prior to their report, of the 19% who were aware, a little more than half (64%) indicated that their awareness of the program impacted their decision to report to some extent (35% *large extent*; 16% *moderate extent*; 13% *small extent*).

Figure 108.
Experience With a SVC/VLC



Experience With Unit Commander/Director. As shown in Figure 109, overall, 61% of respondents indicated interacting with their unit commander/director during the military justice process, and though a little more than half (55%) were *satisfied* with their response, 33% were *dissatisfied*. Dissatisfaction might reflect a few issues (e.g., the amount of knowledge the individual had about handling sexual assault cases, their comfort about handling sexual assault cases, their overall involvement in the military justice process). Respondents disagreed that the resource *supported them throughout the military justice process* (29%), *considered their views regarding the disposition of the case against the accused* (35%), and *informed them about the progress of their case* (45%).

Figure 109.
Experience With a Unit Commander/Director

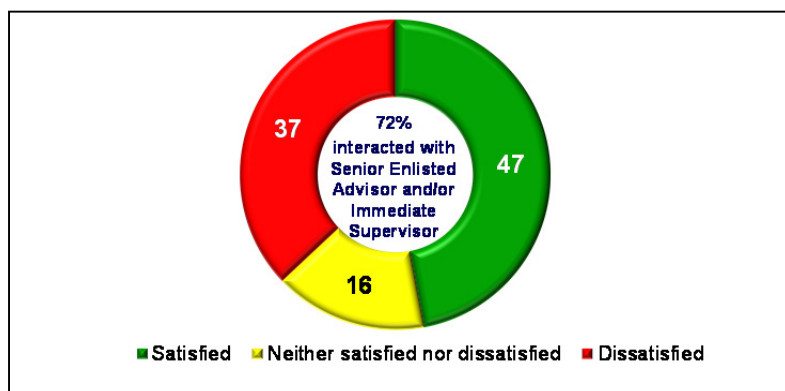


Experience With Senior Enlisted Advisor and/or Immediate Supervisor (“Command”). As shown in Figure 110, interactions and experiences with their command were similar to those who interacted with their Unit Commander/Director. Overall, 72% indicated interacting with command (senior enlisted advisor [57%] and/or immediate supervisor [60%]) during the military justice process. This resource yielded a low percentage of satisfaction with the response provided during the military justice process (47%), and a high percentage of dissatisfaction

(37%). These ratings are also reflected in respondents' assessments of the activities provided. Of those who interacted with their command during the military justice process, 62% indicated they agreed that they *supported them throughout the military justice process*, whereas 29% disagreed. Less than half (42%) indicated they agreed that their immediate supervisor and/or senior enlisted advisor *informed them about the progress of your case*, whereas 47% disagreed. These percentages might reflect a multitude of elements (e.g., how involved command is allowed to be in the military justice process), that the perspective of the respondent might not take into account, which might also include the reason why the assessment for contact about the progress of the case for both levels of command is low. This may also highlight an area that could be improved through targeted training and increased accountability.

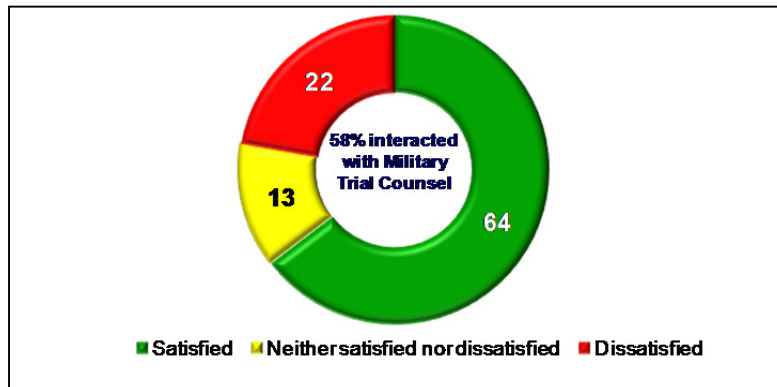
Figure 110.

Experience With Senior Enlisted Advisor and/or Immediate Supervisor



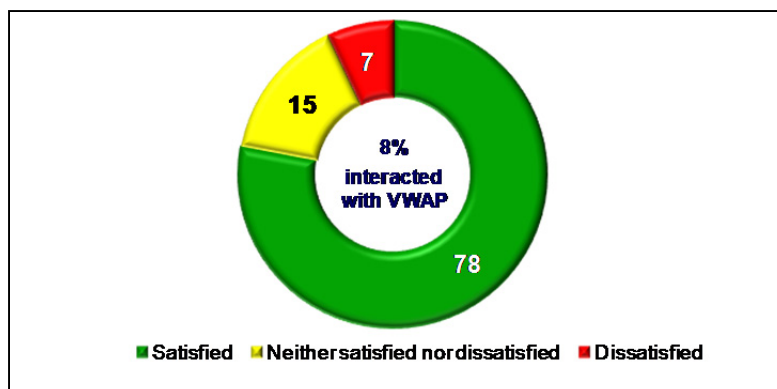
Experience With Military Trial Counsel. As shown in Figure 111, overall assessment of the military trial counsel was more positive; respondents indicated they agreed that military trial counsel *was professional in interactions with them* (87%), *answered their questions* (84%), *treated them with dignity and respect* (81%), *took their report seriously* (80%), *listened to them without judgment* (80%), *communicated with their Special Victims' Counsel (SVC)/Victims' Legal Counsel (VLC)* (74%) *informed them about the progress of their case* (73%), and/or *took steps to protect their safety* (68%). Similar to other resources, contact about the progress of the case was one of the least endorsed actions.

Figure 111.
Experience With Military Trial Counsel



Experience With Victim Witness Assistance Provider (VWAP). As shown in Figure 112, though this resource was the least endorsed as someone whom the respondents indicated interacting with (8%), it had a high rate of satisfaction (78%) and lowest rates of dissatisfaction (7%). The majority of those who interacted with a VWAP agreed that the resource *was professional in his/her interactions with them* (93%), *treated them with dignity and respect* (89%), *answered their questions* (81%), *ensured they had a voice in the military justice process* (77%), *provided them with information on services and resources that were available to them* and *informed them of their rights in the military justice process (DD Form 2701)*; (both 74%), and/or *helped them understand the overall military justice process and/or kept them informed about the status or progress of their case* (both 70%). Similar to the other resources, contact about the status and progress of the case was one of the least endorsed actions.

Figure 112.
Experience With VWAP



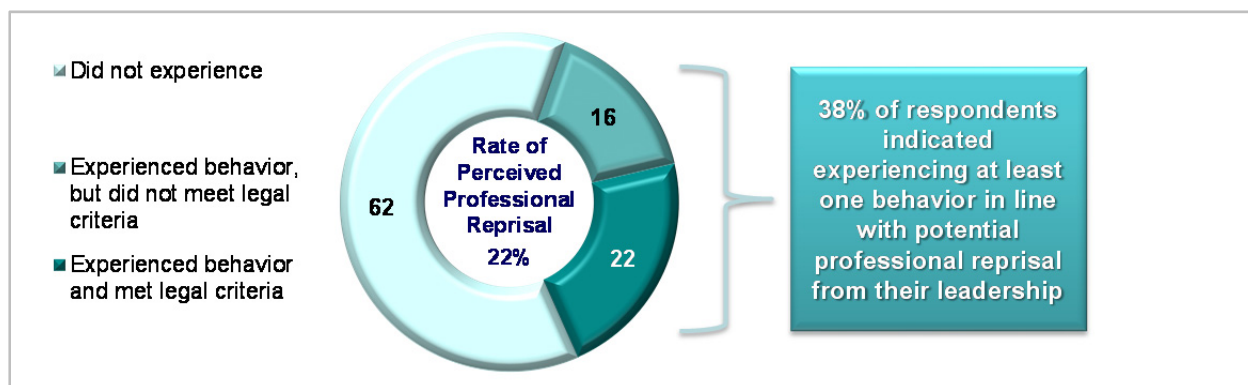
Outcomes Associated With Reporting

Perceived Professional Reprisal. As shown in Figure 113, for respondents overall, the *Rate of Perceived Professional Reprisal* was 22%, though 38% of respondents perceived experiencing at

least one behavior consistent with potential professional reprisal as a result of reporting sexual assault. Therefore, 16% of respondents perceived experiencing a behavior consistent with potential professional reprisal from their leadership, but did not indicate additional motivating factors to be included in the overall rate.

Interestingly, of behaviors reported that are consistent with potential reprisal and of respondents who met criteria for *Perceived Professional Reprisal*, the most endorsed was *some other action that negatively affects, or could negatively affect, their position or career* (81%).⁷⁹ In the future, there might be an opportunity to add an option for respondents to write in what other behavior they perceived occurring. The top three behaviors respondents perceived experiencing (aside from “other”) were that they believed leadership *rated them lower than they deserved on a performance evaluation* (51%), *disciplined them or ordered other corrective action* (43%), and *denied them a training opportunity that could have led to promotion or is needed in order to keep their current position* (41%). Overall, the vast majority (99%) of respondents who reported experiencing *Perceived Professional Reprisal* indicated that the behaviors taken by their leadership yielded some harm to their career (52% believed that behaviors taken by their leadership *were very harmful*, 23% indicated these behaviors were *moderately harmful*, and 23% indicated these behaviors were *somewhat harmful*).

Figure 113.
Rate of Perceived Professional Reprisal



Perceived Ostracism/Maltreatment. In Figure 114, for respondents overall, the *Rate of Perceived Ostracism/Maltreatment* was 31%. This rate is a composite of respondents who reported experiencing *Perceived Ostracism* and/or *Perceived Maltreatment*, or some other negative action (Q58i) by other military members or DoD civilians for reporting a sexual assault.⁸⁰ Overall, 63% of respondents perceived experiencing at least one behavior consistent with potential ostracism and/or potential maltreatment as a result of reporting sexual assault, and

⁷⁹ Of the 81% who indicated “Some other action that negatively affects, or could negatively affect, your position or career,” 77% also indicated another reason listed.

⁸⁰ *Perceived Ostracism*, *Perceived Maltreatment*, and Q58i are not summed to create the *Perceived Ostracism/Maltreatment* rate. Respondents could report experiencing one or more behaviors and/or criteria to enter into the rate, and therefore there is overlap between the two individual rates *Perceived Ostracism* and *Perceived Maltreatment*.

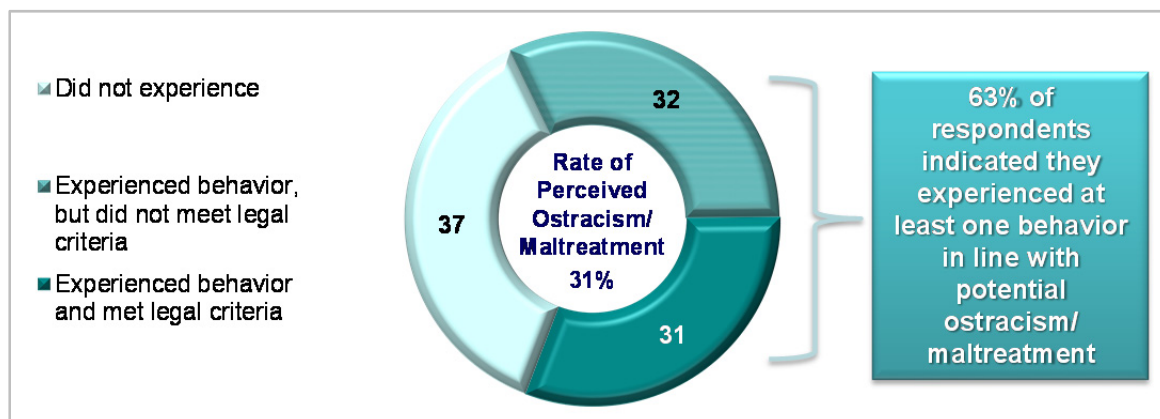
therefore 32% of respondents perceived experiencing a behavior consistent with potential ostracism and/or potential maltreatment, but did not indicate additional motivating factors to be included in the overall rate.

Of respondents who met criteria for *Perceived Ostracism/Maltreatment*, 85% indicated someone *ignored them or failed to speak to them (for example, gave them "the silent treatment")*, 70% indicated *someone made insulting or disrespectful remarks or made jokes at their expense—in public*, 68% indicated *someone made insulting or disrespectful remarks or made jokes at their expense—to them in private*, and 68% indicated *someone excluded them or threatened to exclude them from social activities or interactions*. For those respondents who met criteria for *Perceived Ostracism/Maltreatment*, percentages for behaviors experienced mirror findings for respondents overall. Of these behaviors experienced, *ignored them or failed to speak to them (for example, gave them "the silent treatment")*, *someone made insulting or disrespectful remarks or made jokes at their expense—in public*, and *excluded them or threatened to exclude them from social activities or interactions* are consistent with potential ostracism, whereas *made insulting or disrespectful remarks or made jokes at their expense—to them in private* is consistent with potential maltreatment. Of note, of the eight behaviors respondents could endorse experiencing, three of the top four behaviors were consistent with potential ostracism.

Of respondents who reported experiencing *Perceived Ostracism/Maltreatment*, 100% indicated that at least one person who took the action was military personnel.

Of respondents who reported experiencing *Perceived Ostracism/Maltreatment*, a little less than one-fifth (18%) indicated they *decided not to participate in, or move forward with, their report* as a result of their report. Also as a result of their report, 29% indicated *they were fearful for their physical safety*, 84% indicated *they considered separating from the military*, 91% indicated *they suffered emotional distress or mental harm*, 88% indicated *they felt isolated their your unit*, and 90% indicated *their private/personal relationships suffered*.

Figure 114.
Rate of Perceived Ostracism/Maltreatment



Perceived Professional Reprisal and/or Perceived Ostracism/Maltreatment. As shown in Figure 115, for respondents overall, the *Rate of Perceived Professional Reprisal and/or*

Perceived Ostracism/Maltreatment was 38%. This rate is a composite of respondents who reported experiencing *Perceived Professional Reprisal* and/or *Perceived Ostracism/Maltreatment* for reporting a sexual assault. Overall, 68% of respondents perceived experiencing at least one behavior consistent with potential professional reprisal, potential ostracism, and/or potential maltreatment as a result of reporting their sexual assault, and therefore 30% of respondents overall perceived experiencing a behavior consistent with potential professional reprisal, potential ostracism, and/or potential maltreatment, but did not indicate additional motivating factors to be included in the overall rate.⁸¹

Of respondents who reported experiencing *Perceived Professional Reprisal* and/or *Perceived Ostracism/Maltreatment*, as a result of the negative behaviors, the majority (81%) indicated that they *discussed these behaviors with a professional (for example, chaplain, counselor, SARC, SVC/VLC)*, 70% indicated they *discussed these behaviors with their friends, family or coworkers*, 44% indicated they *discussed these behaviors with a work supervisor or anyone up their chain of command*, and one-quarter (25%) indicated they *filed a complaint (for example, with the Inspector General, Military Equal Opportunity Office, commander)*. Of note, for those respondents who reported experiencing *Perceived Professional Reprisal*, as a result of the negative behaviors, 34% indicated that they *filed a complaint*, which, though not a calculably significant difference, is noticeably larger than for those who reported experiencing *Perceived Professional Reprisal and/or Perceived Ostracism/Maltreatment* (25%) or *Perceived Ostracism/Maltreatment* (24%).

Of respondents who reported experiencing *Perceived Professional Reprisal* and/or *Perceived Ostracism/Maltreatment*, 55% indicated that they discussed these behaviors with a work supervisor or anyone up their chain of command and/or filed a complaint as a result of the negative behaviors. Of these respondents, 63% indicated *the situation continued or got worse for them*, 42% indicated *they were told/encouraged to drop the issue*, 29% indicated that *they got help dealing with the situation*, 26% indicated that *they are not aware of any action taken by the person that they told*, 19% indicated that *their leadership took steps to address the situation*, and relatively few (5%) respondents indicated that *the behavior(s) stopped on their own*. Of note, for those respondents who reported experiencing *Perceived Professional Reprisal*, more than three-fourths (77%) indicated that *the situation continued or got worse for them*, which, though not a calculably significant difference, is noticeably larger than for those who reported experiencing *Perceived Professional Reprisal and/or Perceived Ostracism/Maltreatment* (63%) or *Perceived Ostracism/Maltreatment* (63%).

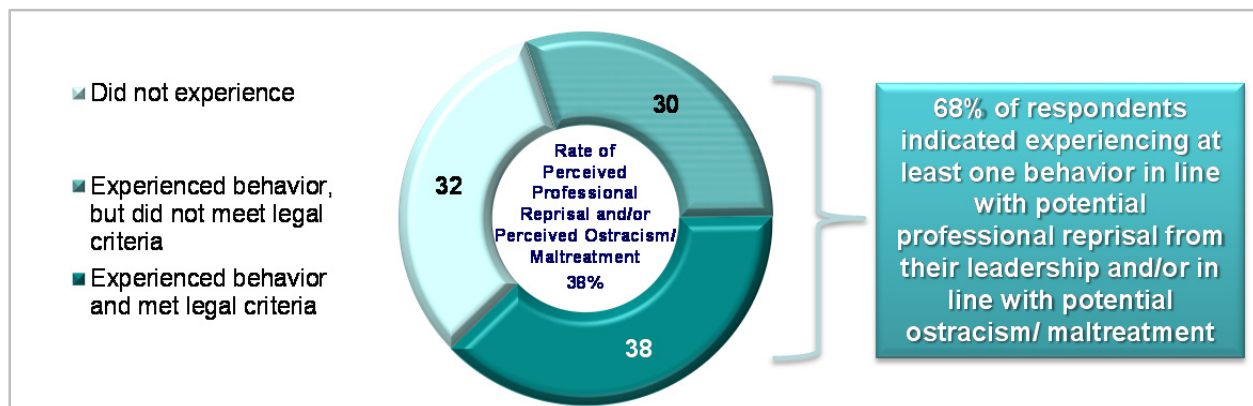
Of respondents who reported experiencing *Perceived Professional Reprisal* and/or *Perceived Ostracism/Maltreatment* and did not file a complaint about the negative behaviors, the majority (81%) indicated that they chose not to file a complaint because *they were worried that reporting would cause more harm to them than good*, 73% indicated they *did not think anything would be done or anyone would believe them*, 60% indicated they *did not want more people to know and/or judge them*, 60% indicated they *did not trust that the process would be fair*, 21% indicated that they *did not know how to report it*, 12% indicated *some other reason* and 10% indicated *someone told them not to report it*. Very few respondents indicated that they chose not to file a

⁸¹ Chapter 4 provides additional detail on the definitions of and construction of rates for *Perceived Professional Reprisal*, *Perceived Ostracism* and *Perceived Maltreatment*.

complaint because *the person(s) stopped their behavior* (1%). Of note, for those respondents who reported experiencing *Perceived Professional Reprisal*, percentages for *they did not think anything would be done or anyone would believe them* (84%) and *they did not trust that the process would be fair* (76%) though not a calculably significant difference, are noticeably larger than for those who reported experiencing *Perceived Professional Reprisal and/or Perceived Ostracism/Maltreatment* (73% and 60%, respectively) or *Perceived Ostracism/Maltreatment* (71% and 59%). However, the opposite is true for the percentages for *they did not know how to report it* (16%) and *some other reason* (5%), which though not a calculably significant difference, are noticeably lower than for those who reported experiencing *Perceived Professional Reprisal and/or Perceived Ostracism/Maltreatment* (21% and 12%, respectively) or *Perceived Ostracism/Maltreatment* (23% and 14%, respectively).

Figure 115.

Rate of Perceived Professional Reprisal and/or Perceived Ostracism/Maltreatment



Overall Military Justice Experience

Ease of and Preparedness for the Military Justice Process. About a quarter (24%) of respondents indicated that the military justice process was *easy* or *very easy* (44% indicated *very difficult*, 32% indicated *difficult*, 21% indicated *easy*, and 3% indicated the process was *very easy*). 38% of respondents indicated that based on the services provided, they felt *well prepared* for the military justice process, whereas 23% felt *poorly prepared*. Of members who indicated they were *well prepared* or *very well prepared* for the military justice process, 61% indicated the *Sexual Assault Response Coordinator (SARC)*, 59% indicated the *Uniformed Victim Advocate (UVA)* or *Victim Advocate (VA)*, and 53% indicated the *Special Victims' Counsel* or *Victims' Legal Counsel (SVC/VLC)* were beneficial in preparing them for the military justice process. Three of the most frequently mentioned helpful services respondents indicated in open-ended questions were the SVC/VLC program, their family, and UVA/VAs.

Suggest Others Report Sexual Assault Based on Overall Experiences With Military Justice Process. When asked whether they would recommend to another survivor to make a report of sexual assault, 54% of respondents indicated *yes, an unrestricted report*, 23% indicated *yes, a restricted report*, and 23% indicated *no*. Overall, 77% of respondents indicated that they would recommend others who experience a sexual assault make a report.

Expedited Transfer

Expedited Transfer. Overall, 38% of respondents indicated that they received an expedited transfer as a result of their report of sexual assault. Of respondents who received an expedited transfer, compared to the time before they were transferred, their *living situation* (58%), *social support* (58%), *treatment by peers* (55%), *treatment by leadership* (54%), *career progression* (42%), and *medical/mental health care* (41%) were better than before. Of respondents who received an expedited transfer, compared to the time before they were transferred, their *career progression* (29%), *medical/mental health care* (19%), *treatment by leadership* (18%), *social support* (18%), *treatment by peers* (15%), and *living situation* (15%) were worse than before.

Future Directions

The 2015 MIJES has provided the Department with a baseline snapshot of military members' experiences with the military justice process after reporting a sexual assault. However, many of the SAPR programs and resources provided to military members during the military justice process are still relatively new and information about them might still be circulating. The ongoing nature of the MIJES provides an opportunity to continue exploring these findings in greater detail over time.

References

- Defense Manpower Data Center. (2013). *2012 Workplace and Gender Relations Survey of Active Duty Members: Survey Note and Briefing* (Report No. 2013-007). Arlington, VA: DMDC.
- Defense Manpower Data Center. (2016). *2015 Military Investigation and Justice Experience Survey: Tabulations of Responses: August 31–December 4, 2015* (Report No. 2016-007). Alexandria, VA: DMDC.
- Defense Manpower Data Center. (2014). DMDC Information Assurance Policy. Retrieved on December 15, 2015 from <http://mydmcdc/sites/cio/ia/PolicyandProcedures/DMDC-IA-Policy.pdf>
- Department of Defense. (2014). *Report on Prohibiting Retaliation Against an Alleged Victim or Other Member of the Armed Forces Who Reports a Criminal Offense*. Washington, DC: Author. Retrieved November 1, 2015 from http://jpp.whs.mil/Public/docs/03_Topic-Areas/06-Retaliation/20150410/02_DoDReport_Response_FY14Section1709_201406.pdf
- Department of Defense Inspector General. (2015). *Evaluation of Military Criminal Investigative Organizations' Adult Sexual Assault Investigations* (Report No. DODIG-2015-094).
- The Military Defense Institute. RAND. (2014). 2014 RAND Military Workplace Study. RAND Corporation, Santa Monica, California, 2014.
- Secretary of Defense (2014). Memorandum on Sexual Assault Prevention and Response. Arlington, VA: Author.
- Secretary of Defense. (2015). Department of Defense Press Briefing on Sexual Assault in the Military in the Pentagon Press Briefing Room May 1, 2015. Retrieved December 1, 2015 from <http://www.defense.gov/News/News-Transcripts/Transcript-View/Article/607047>
- Van Winkle, E., Rock, L., Coffey, M., & Hurley, M. (2014). *2014 Survivor Experience Survey: Report on Preliminary Results Fiscal Year 2014, Quarter 4* (Report No. 2014-037). Alexandria, VA: DMDC.

Appendix A. Frequently Asked Questions

Frequently Asked Questions

2015 Military Investigation and Justice Experience Survey (2015 MIJES)

Defense Research, Surveys, and Statistics Center (RSSC)

Defense Manpower Data Center (DMDC)

The Defense Manpower Data Center (DMDC) Research, Surveys, and Statistics Center (RSSC) conducts comprehensive research and analyses to support the information needs of the Department of Defense (DoD). One way to meet this need is through surveys. DMDC conducts Joint-Service surveys including the Status of Forces surveys, QuickCompass surveys, and Health & Readiness surveys for the DoD on a variety of topics of interest to the Department. This survey, the *2015 Military Investigation and Justice Experience Survey (MIJES)*, is the first DoD-wide survey effort designed to assess the investigative and legal processes experienced by survivors that have made a formal report of sexual assault. The following details some common questions about the survey content and methods used to conduct the *2015 MIJES*.

C.1.1 What is the Military Investigation and Justice Experience Survey?

- The Military Investigation and Justice Experience Survey (*MIJES*) is an ongoing survey designed to assess the investigative and legal processes experienced by survivors that have made a formal report of sexual assault. By focusing on military members who have made an unrestricted report or converted from a restricted to an unrestricted report, DMDC is assessing the military justice experiences of a unique population that has not previously been studied: those survivors with a recently closed sexual assault case (e.g., verdict made, investigation complete). The *2015 MIJES* was designed with input from DoD Sexual Assault Prevention and Response Office (SAPRO) representatives, the Services, the National Guard Bureau, the Office of Inspector General (OIG), as well as the Office of General Counsel (OGC). This is the only formal survey assessment of this population across DoD, including active duty and Reserve component members. The survey focuses on experiences with the military investigation and justice processes only and does not ask survivors questions about the circumstances or details of the assault.

C.1.2 Why was the MIJES conducted?

- The *2015 MIJES* is designed to assess the investigative and legal processes experienced by survivors that have made a formal report of sexual assault. This survey was conducted in response to a Secretary of Defense Directive requiring that a standardized and voluntary survey for survivors be developed and regularly administered to “provide the sexual assault victim/survivor the opportunity to assess and provide feedback on their experiences with (Sexual Assault Prevention and Response) SAPR victim assistance, the military health system, the military justice process, and other areas of support” (Secretary of Defense, 2014). The Defense Research, Surveys, and Statistics Center (RSSC) within the Defense Manpower Data Center (DMDC) was tasked with this effort.

C.1.3 What was the population of interest for the 2015 MIJES?

- The population of interest for the 2015 *MIJES* consisted of current uniformed military members (i.e., Title 10 or Title 32 status, even if part-time), who have a closed case (e.g., investigation done, disposition complete, and case information entered into DSAID) between April 1, 2015 and March 31, 2015 (FY14 Q3-FY15 Q2). Uniformed military members include members of the active duty (Army, Navy, Marine Corps, and Air Force), the Reserve (Army Reserve, Navy Reserve, Marine Corps Reserve, and Air Force Reserve), and the National Guard (Army National Guard and Air National Guard). All sexual assault survivors who met the above criteria were eligible to participate in the survey. In addition, respondents were excluded if they indicated via self-report that they:
 - were not currently uniformed military members,
 - did not have a report that resulted in a criminal investigation by a Military Criminal Investigative Organization,
 - did not have a perpetrator that was a military Service member, and
 - did not choose to participate in the investigation or military justice process.
- The population for the 2015 *MIJES* consisted of 3,025 sexual assault survivors who had a closed case between April 1, 2014 and March 31, 2015. Of the 3,025 survivors that met the eligibility criteria in this timeframe, 2,220 survivors were current military members as of the DMDC *June 2015 Active Duty Military Personnel (ADMP) Master File* or *June 2015 Reserve Components Common Personnel Data System (RCCPDS) Master File* and comprised the eligible sample population. Completed surveys were received from 323 respondents.

C.1.4 Is this survey anonymous? How did you make sure to protect anonymity?

- The survey is *anonymous*. DMDC used information provided in the Defense Sexual Assault Incident Database (DSAID) only to ensure the survey is directed to eligible respondents; it was not used for any part of the data collection effort and all survey responses received (on both web and paper surveys) were completely anonymous. DMDC maintained response anonymity by breaking the link between the sample member's address and the survey returns to ensure there is no way to link the respondent's identity to their responses. There is no way to merge the survey respondent data with the record data. Random ticket numbers were assigned to ensure that only eligible respondents have access to the survey, however the ticket number was unique and not linked to the survivor's name, Service or paygrade. Paper survey forms provided to survivors did not include any tracking capability (i.e., bar codes) to link the survey return with the location from where it was shipped. Additionally, disclosure protection was afforded by the DMDC policy on sharing data.

C.1.5 How did you identify survivors to take the survey and how were they notified?

- The web survey administration process began on August 31, 2015 with an e-mail announcement message to survivors in the sample. The announcement e-mail explained the 2015 MIJES data collection effort, why the survey was being conducted, how the survey information would be used, why participation was important, as well as information about how to opt out of the survey if the survivor did not want to participate. Throughout the administration period, a limited number of additional e-mail reminders were sent to survivors to remind them of the survey effort and to encourage them to take the survey. Paper-and-pen surveys were mailed in a survey packet through FedEx to eligible sample members on September 11, 2015. Prior to administration, a notification e-mail was sent to sample members by the Sexual Assault Prevention and Response Office Director, Major General Nichols, to validate the survey's legitimacy as well as to make sample members aware that they would be receiving the survey via e-mail or FedEx package requiring a signature.

C.1.6 Can I assume these estimates represent the views of all survivors?

- No. The 2015 MIJES is an anonymous and voluntary survey and does not use scientific sampling/weighting which would allow generalizability to the full population of survivors who have participated in the military investigative and justice processes. Therefore, estimates in the 2015 MIJES only represent the views of the survivors who met eligibility criteria and submitted completed surveys. Although not generalizable to the full population of survivors, MIJES results provide a rich data source based on the responses of hundreds of survivors, data that has never been available previously.

C.1.7 Does this survey include Reserve and National Guard members?

- Yes. This survey was conducted across all DoD components including the Reserves and National Guard. In addition to active duty members, our definition of "uniformed military member" included individuals in the Reserve (Army Reserve, Navy Reserve, Marine Corps Reserve, and Air Force Reserve), and the National Guard (Army National Guard and Air National Guard). However, numbers of Reserve and National Guard members that completed surveys for the 2015 MIJES were small, and therefore results for these members should be interpreted with caution.

C.1.8 Why are the rates different between FY14 and FY15? Can I interpret this difference as a trend over time?

- Survivors represented in the 2015 MIJES may have made a report any time between October 2013 until March 2015. Because many services, resources, and policies were not in place prior to FY15, findings presented by fiscal year will be provided where possible, as they may be informative. However, all differences between fiscal years should be interpreted with caution as they are only averages of responses from survivors who chose to participate in the survey. As data in the survey were not scientifically weighted, calculating statistical differences is not advisable, and therefore DMDC cannot say with scientific certainty that findings between fiscal years are statistically significantly

different. Caution should also be taken when interpreting differences between fiscal years due to the small respondent sample that made a report in FY15, as only half of the fiscal year (Q1 and Q2) was captured for the purposes of the survey. Of the 323 respondents who took the survey, 41% (134 respondents) made their report Pre-FY14, 47% (152 respondents) made their report in FY14, and 11% (34 respondents) made their report in FY15. Full fiscal year findings for FY15 will be provided in the 2016 MIJES report.

C.1.9 Some of the estimates provided in the report show “NR” or “Not Reportable.” What does this mean?

- The estimates become “Not Reportable” when they do not meet the criteria for statistically reliable reporting. This can happen for a number of reasons including high variability or too few respondents. This process helps ensure that the estimates we provide in our analyses and reports are accurate and precise.

C.1.10 Do the results on retaliation for reporting sexual assault mean that people experienced retaliation?

- DMDC worked closely with SAPRO, OGC, and OIG to design behaviorally-based questions that would better capture a range of outcomes resulting from the report of a sexual assault than previous measures. The resulting bank of questions is intended to capture data on experiences of survivors who perceived professional reprisal, ostracism, or maltreatment as a result of reporting a sexual assault. These questions, included on the 2015 MIJES as well as several other surveys in 2015, were designed to align with the legal elements of reprisal, ostracism, and maltreatment in the UCMJ and Department policy and regulation. However, ultimately, only the results of an investigation (which takes into account behaviors experienced as well as other aspects, such as the intent of the perpetrator) can determine whether self-reported negative behaviors meet the requirements of prohibited retaliation. Therefore, measures of perceived retaliatory behaviors captured on the 2015 MIJES reflect member perceptions only and should not be interpreted as meeting the elements of proof for retaliation contained within UCMJ policy.

Appendix B.
Service-Specific Language Presented on the
Web Survey

MIJES1501 used dynamic text to present Service specific terms. The tables below indicate what text was presented to respondents by Service. Use this table in concert with the other appendices to determine what text question and response option text.

VATEXT Presentation Rules: if Q2 and Q3 = Missing, than VATEXT# = 1; if Q2 = Army or Q3= Army Reserve, than VATEXT# = 2; if Q2 = Navy or Q3 = Navy Reserve, than VATEXT# = 3; if Q2 = Marine Corps or Q3= Marine Corps Reserve, than VATEXT# = 4; if Q2 = Air Force or Q3 = Air Force Reserve, than VATEXT# = 5; if Q3 = Army National Guard or Air National Guard, than VATEXT# = 6;		
Variable name	Replacement text by Service: Values of VATEXT#	Question numbers
VATEXT1 Uniformed Victim Advocate (UVA) or Victim Advocate (VA)	1= "Uniformed Victim Advocate (UVA) or Victim Advocate (VA)" 2 = "SHARP Victim Advocate (VA)" 3= "Unit Sexual Assault Prevention and Response Victim Advocate (Unit SAPR VA) or Sexual Assault Prevention and Response Victim Advocate (SAPR VA)" 4= "Uniformed Victim Advocate (UVA) or Sexual Assault Prevention and Response Victim Advocate (SAPR VA)" 5= "Sexual Assault Prevention and Response Victim Advocate (SAPR VA) or Volunteer Victim Advocate (VVA)" 6= "Uniformed Victim Advocate (UVA) or Sexual Assault Prevention and Response Victim Advocate (SAPR VA)"	Q67e subitem text Q77 response option Q101b subitem text
VATEXT2 Uniformed Victim Advocate (UVA) or a Victim Advocate (VA)	1= "Uniformed Victim Advocate (UVA) or a Victim Advocate (VA)" 2 = "SHARP Victim Advocate (VA)" 3= "Unit Sexual Assault Prevention and Response Victim Advocate (Unit SAPR VA) or a Sexual Assault Prevention and Response Victim Advocate (SAPR VA)" 4= "Uniformed Victim Advocate (UVA) or a Sexual Assault Prevention and Response Victim Advocate (SAPR VA)" 5= "Sexual Assault Prevention and Response Victim Advocate (SAPR VA) or a Volunteer Victim Advocate (VVA)" 6= "Uniformed Victim Advocate (UVA) or a Sexual Assault Prevention and Response Victim Advocate (SAPR VA)"	Q21 question text Q22 question text
VATEXT3 Uniformed Victim Advocate (UVA)/Victim Advocate (VA)	1= "Uniformed Victim Advocate (UVA)/Victim Advocate (VA)" 2 = "SHARP Victim Advocate (VA)" 3= "Unit Sexual Assault Prevention and Response Victim Advocate (Unit SAPR VA)/Sexual Assault Prevention and Response Victim Advocate (SAPR VA)" 4= "Uniformed Victim Advocate (UVA)/Sexual Assault Prevention and Response Victim Advocate (SAPR VA)" 5= "Sexual Assault Prevention and Response Victim Advocate (SAPR VA)/Volunteer Victim Advocate (VVA)" 6= "Uniformed Victim Advocate (UVA)/Sexual Assault Prevention and Response Victim Advocate (SAPR VA)"	Q39h subitem text
VATEXT4 Both a Uniformed Victim Advocate (UVA) and Victim Advocate (VA)	1= "Both a Uniformed Victim Advocate (UVA) and Victim Advocate (VA)" 2 = "Both a Uniformed Victim Advocate (UVA) and Victim Advocate (VA)" 3= "Both a Unit Sexual Assault Prevention and Response Victim Advocate (Unit SAPR VA) and Sexual Assault Prevention and Response Victim Advocate (SAPR VA)" 4= "Both a Uniformed Victim Advocate (UVA) and Sexual Assault Prevention and Response Victim Advocate (SAPR VA)" 5= "Both a Sexual Assault Prevention and Response Victim Advocate (SAPR VA) and Volunteer Victim Advocate (VVA)" 6= "Both a Uniformed Victim Advocate (UVA) and Sexual Assault Prevention and Response Victim Advocate (SAPR VA)"	Q22 response option
VATEXT5 Uniformed Victim Advocate (UVA)	1= "Uniformed Victim Advocate (UVA)" 2 = "Uniformed Victim Advocate (UVA)" 3= "Unit Sexual Assault Prevention and Response Victim Advocate (Unit SAPR VA)" 4= "Uniformed Victim Advocate (UVA)" 5= "Sexual Assault Prevention and Response Victim Advocate (SAPR VA)" 6= "Uniformed Victim Advocate (UVA)"	Q22 response option Q23 question text Q24 question text

VATEXT Presentation Rules:

if Q2 and Q3 = Missing, than VATEXT# = 1;
 if Q2 = Army or Q3= Army Reserve, than VATEXT# = 2;
 if Q2 = Navy or Q3 = Navy Reserve, than VATEXT# = 3;
 if Q2 = Marine Corps or Q3= Marine Corps Reserve, than VATEXT# = 4;
 if Q2 = Air Force or Q3 = Air Force Reserve, than VATEXT# = 5;
 if Q3 = Army National Guard or Air National Guard, than VATEXT# = 6;

Variable name	Replacement text by Service: Values of VATEXT#	Question numbers
VATEXT6	1= "Victim Advocate (VA)"	Q22 response option
Victim Advocate (VA)	2 = "Victim Advocate (VA)"	Q25 question text
	3= "Sexual Assault Prevention and Response Victim Advocate (SAPR VA)"	Q26 question text
	4= "Sexual Assault Prevention and Response Victim Advocate (SAPR VA)"	
	5= "Volunteer Victim Advocate (VVA)"	
	6= "Sexual Assault Prevention and Response Victim Advocate (SAPR VA)"	

REPORT DOCUMENTATION PAGE				Form Approved OMB No. 0704-0188	
<p>The public reporting burden for this collection of information is estimated to average 1 hour per response, including the time for reviewing instructions, searching existing data sources, gathering and maintaining the data needed, and completing and reviewing the collection of information. Send comments regarding this burden estimate or any other aspect of this collection of information, including suggestions for reducing the burden, to Department of Defense, Washington Headquarters Services, Directorate for Information Operations and Reports (0704-0188), 1215 Jefferson Davis Highway, Suite 1204, Arlington, VA 22202-4302. Respondents should be aware that notwithstanding any other provision of law, no person shall be subject to any penalty for failing to comply with a collection of information if it does not display a currently valid OMB control number.</p> <p>PLEASE DO NOT RETURN YOUR FORM TO THE ABOVE ADDRESS.</p>					
1. REPORT DATE (DD-MM-YYYY) 3/16/2016		2. REPORT TYPE Final Report		3. DATES COVERED (From - To) August 31-December 4, 2015	
4. TITLE AND SUBTITLE 2015 Military Investigation and Justice Experience Survey (MIJES)				5a. CONTRACT NUMBER	
				5b. GRANT NUMBER	
				5c. PROGRAM ELEMENT NUMBER	
6. AUTHOR(S) Ms. Natalie A. Namrow, Dr. Elizabeth P. Van Winkle, and Dr. Maia M. Hurley				5d. PROJECT NUMBER	
				5e. TASK NUMBER	
				5f. WORK UNIT NUMBER	
7. PERFORMING ORGANIZATION NAME(S) AND ADDRESS(ES) Defense Manpower Data Center 4800 Mark Center Drive Suite 04E25 Alexandria, VA 22350-4000				8. PERFORMING ORGANIZATION REPORT NUMBER DMDC Report No. 2016-008	
9. SPONSORING/MONITORING AGENCY NAME(S) AND ADDRESS(ES)				10. SPONSOR/MONITOR'S ACRONYM(S)	
				11. SPONSOR/MONITOR'S REPORT NUMBER(S)	
12. DISTRIBUTION/AVAILABILITY STATEMENT Approved for Public Release; Distribution Unlimited.					
13. SUPPLEMENTARY NOTES					
14. ABSTRACT <p>The Department of Defense (DoD) has a strong commitment to providing Sexual Assault Prevention and Response (SAPR) resources and services to all military members who report a sexual assault. The Military Investigation and Justice Experience Survey (MIJES) is an anonymous survey and the first DoD-wide survey effort designed to assess the investigative and legal processes experienced by survivors that have made a formal report of sexual assault and have gone through the military investigation process. Administered between fiscal years 2015 and 2016 (FY15 and FY16, respectively), the 2015 MIJES reflects the attitudes and opinions of 323 military survivors of sexual assault who have experienced a sexual assault, reported the assault to military officials, and completed the military justice process from investigation to case closure. This is the only formal assessment of this population across all military Services, including active duty and Reserve component members.</p>					
15. SUBJECT TERMS <p>Expedited Transfer, Military Criminal Investigator, Professional Reprisal, Ostracism/Maltreatment, Outcomes Associated with Reporting, Restricted Reporting, Unrestricted Reporting, Sexual Assault Prevention and Response, Sexual Assault Response Coordinator (SARC), Special Victims' Counsel (SVC)/Victims' Legal Counsel (VLC), Victim Witness Assistance Provider</p>					
16. SECURITY CLASSIFICATION OF:			17. LIMITATION OF ABSTRACT	18. NUMBER OF PAGES	19a. NAME OF RESPONSIBLE PERSON
a. REPORT	b. ABSTRACT	c. THIS PAGE			Dr. Elizabeth P. Van Winkle
UU	UU	UU	UU		19b. TELEPHONE NUMBER (Include area code) 571-372-0984

Reset

Standard Form 298 (Rev. 8/98)
Prescribed by ANSI Std. Z39.18

INSTRUCTIONS FOR COMPLETING SF 298

1. REPORT DATE. Full publication date, including day, month, if available. Must cite at least the year and be Year 2000 compliant, e.g. 30-06-1998; xx-06-1998; xx-xx-1998.

2. REPORT TYPE. State the type of report, such as final, technical, interim, memorandum, master's thesis, progress, quarterly, research, special, group study, etc.

3. DATES COVERED. Indicate the time during which the work was performed and the report was written, e.g., Jun 1997 - Jun 1998; 1-10 Jun 1996; May - Nov 1998; Nov 1998.

4. TITLE. Enter title and subtitle with volume number and part number, if applicable. On classified documents, enter the title classification in parentheses.

5a. CONTRACT NUMBER. Enter all contract numbers as they appear in the report, e.g. F33615-86-C-5169.

5b. GRANT NUMBER. Enter all grant numbers as they appear in the report, e.g. AFOSR-82-1234.

5c. PROGRAM ELEMENT NUMBER. Enter all program element numbers as they appear in the report, e.g. 61101A.

5d. PROJECT NUMBER. Enter all project numbers as they appear in the report, e.g. 1F665702D1257; ILIR.

5e. TASK NUMBER. Enter all task numbers as they appear in the report, e.g. 05; RF0330201; T4112.

5f. WORK UNIT NUMBER. Enter all work unit numbers as they appear in the report, e.g. 001; AFAPL30480105.

6. AUTHOR(S). Enter name(s) of person(s) responsible for writing the report, performing the research, or credited with the content of the report. The form of entry is the last name, first name, middle initial, and additional qualifiers separated by commas, e.g. Smith, Richard, J, Jr.

7. PERFORMING ORGANIZATION NAME(S) AND ADDRESS(ES). Self-explanatory.

8. PERFORMING ORGANIZATION REPORT NUMBER. Enter all unique alphanumeric report numbers assigned by the performing organization, e.g. BRL-1234; AFWL-TR-85-4017-Vol-21-PT-2.

9. SPONSORING/MONITORING AGENCY NAME(S) AND ADDRESS(ES). Enter the name and address of the organization(s) financially responsible for and monitoring the work.

10. SPONSOR/MONITOR'S ACRONYM(S). Enter, if available, e.g. BRL, ARDEC, NADC.

11. SPONSOR/MONITOR'S REPORT NUMBER(S). Enter report number as assigned by the sponsoring/monitoring agency, if available, e.g. BRL-TR-829; -215.

12. DISTRIBUTION/AVAILABILITY STATEMENT. Use agency-mandated availability statements to indicate the public availability or distribution limitations of the report. If additional limitations/ restrictions or special markings are indicated, follow agency authorization procedures, e.g. RD/FRD, PROPIN, ITAR, etc. Include copyright information.

13. SUPPLEMENTARY NOTES. Enter information not included elsewhere such as: prepared in cooperation with; translation of; report supersedes; old edition number, etc.

14. ABSTRACT. A brief (approximately 200 words) factual summary of the most significant information.

15. SUBJECT TERMS. Key words or phrases identifying major concepts in the report.

16. SECURITY CLASSIFICATION. Enter security classification in accordance with security classification regulations, e.g. U, C, S, etc. If this form contains classified information, stamp classification level on the top and bottom of this page.

17. LIMITATION OF ABSTRACT. This block must be completed to assign a distribution limitation to the abstract. Enter UU (Unclassified Unlimited) or SAR (Same as Report). An entry in this block is necessary if the abstract is to be limited.

Standard Form 298 Back (Rev. 8/98)



Defense Manpower Data Center

