



Defense Research, Surveys, and Statistics Center (RSSC)

**2014 Post-Election  
Voting Survey of  
Unit Voting  
Assistance Officers  
Tabulations of Responses**



Additional copies of this report may be obtained from:

Defense Technical Information Center

ATTN: DTIC-BRR

8725 John J. Kingman Rd., Suite #0944

Ft. Belvoir, VA 22060-6218

Or from:

<http://www.dtic.mil/>

Ask for report by ADA **xxx xxx**

**2014 POST-ELECTION VOTING SURVEY OF  
UNIT VOTING ASSISTANCE OFFICERS:  
TABULATIONS OF RESPONSES**

**Defense Manpower Data Center  
Defense Research, Surveys, and Statistics Center  
4800 Mark Center Drive, Suite 04E25-01, Alexandria, VA 22350-4000**

## Acknowledgments

Defense Manpower Data Center (DMDC) is indebted to numerous people for their assistance with the *2014 Post-Election Voting Survey of Unit Voting Assistance Officers (UVAOs)* which was conducted on behalf of the Office of the Under Secretary of Defense for Personnel and Readiness (OUSDP&R). The survey program is conducted under the leadership of Paul Rosenfeld, Director of the *Defense Research, Surveys, and Statistics Center (RSSC)*.

Federal Voting Assistance Program (FVAP) staff and other FVAP stakeholders contributed to the development of this survey.

DMDC's Survey Design, Analysis, & Operations Branch, under the guidance of Carol Newell, Branch Chief, is responsible for the development of questionnaires in the survey program. The program manager on this survey was Kimberly Hylton, SRA International, Inc. The lead survey design analysts were Kimberly Hylton, Abigail Moore, and Shoshana Magazine, SRA International, Inc. Tony Whyde and Kimberly Williams designed the unique presentation of complex items used in this tabulation volume. Carol Newell was also the Team Lead of Survey Operations, responsible for the survey database construction and archiving, and was the lead operations analyst on this survey.

DMDC's Statistical Methods Branch, under the guidance of David McGrath, Branch Chief, is responsible for sampling and weighting methods used in the survey program. The lead statistical analyst on this survey was Timothy Markham, under the leadership of Eric Falk, Team Lead of Statistical Methods, who designed the sample and developed weights for this survey. Susan Reinhold provided programming support for the sampling tasks. Data Recognition Corporation (DRC) performed data collection and editing.

Rokell Person, SRA International, Inc., formatted and assembled this tabulation volume using DMDC's Survey Reporting Tool. A team consisting of Carol Newell, Kimberly Hylton, Kimberly Williams, Abigail Moore, and Tony Whyde completed quality control for this tabulation volume.

## Table of Contents

	<u>Page</u>
Introduction to the Survey .....	1
Survey Methodology .....	3
Tabulation Procedures .....	4
References.....	7
Tabulations of Responses.....	9
Survey Instrument.....	121
Glossary of Terms and FVAP Service Descriptions .....	139

### List of Tabulations by Question Number

<u>Question</u>	<u>Page</u>
<b>BACKGROUND INFORMATION</b>	
1. In which Service were you assigned as a UVAO?.....	10
2. Which of the following best describes your affiliation? .....	11
3. What was your paygrade?.....	12
4. What was your GS or GS equivalent paygrade? .....	13
5. Was your unit deployed at any time during your assignment for the November 4, 2014, election?.....	14
6. To which of the following locations was your unit deployed?.....	15
7. Were you stationed in the United States or overseas?.....	16
9. What was your age?.....	17
10. How long had you been a UVAO in the assignment you held for the November 4, 2014, election?.....	18
11. Had you ever served as a UVAO prior to the November 4, 2014, election? .....	19
12. As of November 4, 2014, how long had you served as a UVAO, including previous assignments?.....	20
<b>TRAINING</b>	
13. Did you receive any of the following types of training in preparing you for performing your UVAO duties?.....	21

a.	FVAP in-person VAO training workshop .....	21
b.	FVAP online VAO training module .....	22
c.	Training provided by your military Service .....	23
14.	How useful were each of the following types of training in preparing you for performing your UVAO duties?.....	24
a.	FVAP in-person VAO training workshop .....	24
b.	FVAP online VAO training module .....	25
c.	Training provided by your military Service .....	26
15.	If given a choice, which type of training would you prefer?.....	27
16.	Given your operational constraints, including budget and scheduling, how far would you be willing to travel to participate in an in-person VAO training workshop? .....	28
17.	You indicated that you would prefer the FVAP in-person VAO training workshop. Please select the reasons that best explain why you prefer this option. Constructed from Q15 and Q17 .....	29
17.	You indicated that you would prefer the FVAP online VAO training module. Please select the reasons that best explain why you prefer this option. Constructed from Q15 and Q17.....	30
18.	If FVAP offered online UVAO forums featuring Q&A sessions to provide real-time information and answers to your questions, how likely are you to participate in it in the future?.....	31
19.	Using the scale below, evaluate your voter assistance knowledge in each of the following topic areas .....	32
a.	Defining your Voting Assistance Program (i.e., your duties and responsibilities as a UVAO) .....	32
b.	Understanding voting laws (e.g., the UOCAVA) .....	33
c.	Determining who is an eligible UOCAVA voter .....	34
d.	Using the VAG .....	35
e.	Using the FPCA to register and request a ballot.....	36
f.	Using the FWAB as a backup ballot .....	37
g.	Conducting effective outreach to UOCAVA voters.....	38
h.	Finding available FVAP voting resources .....	39
20.	Given your experience as a UVAO, in which area did you need more training?.....	40

<b>VOTING ASSISTANCE</b>
--------------------------

21.	Approximately how many permanent military members were assigned to the unit(s) where you served as a UVAO? .....	41
22.	How many UVAsOs and assistant UVAsOs were assigned to the unit(s) where you served as a UVAO? .....	42
23.	Approximately how many permanent military members from your unit(s) did you assist with voting during the 2014 election year? .....	43
24.	Approximately how many military spouses and dependents did you assist with voting during the 2014 election year? .....	44
25.	How satisfied or dissatisfied were you with the amount of support you received from each of the following groups in helping you perform your UVAO duties?.....	45
a.	FVAP .....	45
c.	Your command .....	46
d.	Your IVAO .....	47
e.	Your IVA Office staff members .....	48
26.	How much do you agree or disagree with each of the following statements about the support you received from FVAP? .....	49
a.	The amount of communication from FVAP is appropriate .....	49
b.	The informational materials provided by FVAP (e.g., brochures, fact sheets/one-pagers, wallet cards) help increase my understanding of voting laws (e.g., the UOCAVA).....	50
c.	The variety of training formats offered by FVAP (i.e., online modules, in-person workshops) are accessible to me .....	51
d.	The informational materials provided by FVAP (e.g., checklists, VAG) help me understand my specific job responsibilities .....	52
27.	How often did you provide each of the following types of voting assistance as a UVAO?.....	53
a.	Providing paper or PDF copies of voting forms (e.g., FPCAs or FWABs) to voters.....	53
b.	Directing voters to FVAP's online assistant tool to complete voting forms (e.g., FPCAs or FWABs).....	54
c.	Helping voters complete paper or PDF copies of voting forms (e.g., FPCAs or FWABs).....	55
d.	Helping voters complete voting forms (e.g., FPCAs or FWABs) using FVAP's online assistant tool.....	56

e.	Helping voters determine their legal residency and/or voting jurisdiction.....	57
f.	Providing addresses of LEOs .....	58
g.	Explaining State voting procedures and/or election deadlines to voters .....	59
h.	Hosting outreach events for voters .....	60

**VOTING ASSISTANCE GUIDE (VAG)**

28.	Did you use the 2013-14 VAG? .....	61
29.	How useful was the 2013-14 VAG in helping you perform your UVAO duties? .....	62
30.	How often did you use each of the following formats of the 2013-14 VAG? .....	63
a.	Paper-based copy.....	63
b.	Online/website version.....	64
c.	CD-ROM copy .....	65
31.	How often did you use the following in the 2013-14 VAG? .....	66
a.	Dates of elections and deadlines .....	66
b.	The "Important Information" section.....	67
c.	State-by-State information on filling out FPCAs.....	68
d.	The "Voting Your Ballot" section .....	69
e.	State-by-State information on filling out FWABs.....	70
f.	Instructions on submitting forms .....	71
g.	Mailing addresses, e-mails, or fax numbers to send completed voting forms (e.g., FPCAs or FWABs) .....	72

**FEDERAL VOTING ASSISTANCE PROGRAM'S (FVAP) VOTING ALERTS**

33.	Did you receive FVAP's voting alerts? .....	73
34.	How did you distribute information obtained from the FVAP voting alerts? .....	74

**FVAP.GOV**

35.	Did you visit FVAP.gov? .....	75
36.	How useful were each of the following in helping you perform your UVAO duties? .....	76
a.	PDF versions of voting forms (e.g., FPCAs or FWABs) or envelopes .....	76



b.	Election date calendar .....	77
c.	Links to other election-related websites .....	78
d.	International toll-free phone and fax numbers .....	79
e.	The VAO section.....	80
f.	Continuity Folder/Turnover Binder .....	81
g.	Voting alert signup.....	82
h.	FVAP contact information .....	83
i.	FVAP portal/database.....	84
j.	PDF versions of posters and handouts.....	85
37.	How useful was FVAP.gov in helping you perform your UVAO duties? .....	86
38.	What was the main reason why you did not visit FVAP.gov? .....	87

**FEDERAL VOTING ASSISTANCE PROGRAM'S (FVAP) ONLINE ASSISTANT TOOL**

39.	Did you recommend anyone to use the FVAP online assistant tool to complete any of the following? .....	88
a.	FPCAs .....	88
b.	FWABs .....	89
40.	What was the main reason why you did not recommend anyone to use the FVAP online assistant tool?.....	90
41.	How useful was the FVAP online assistant tool in helping you perform your UVAO duties?.....	91

**FEDERAL VOTING ASSISTANCE PROGRAM (FVAP) STAFF SUPPORT**

42.	Did you use or refer anyone to the FVAP staff support? .....	92
43.	What was the main reason why you did not use, or recommend anyone to use, the FVAP staff support?.....	93
44.	How useful was the FVAP staff support in helping you perform your UVAO duties?.....	94

**FEDERAL VOTING ASSISTANCE PROGRAM'S (FVAP) MONTHLY TO-DO LIST**

45.	Did you use FVAP's monthly to-do list?.....	95
46.	How useful was the FVAP monthly to-do list in helping you perform your UVAO duties?.....	96

**FEDERAL VOTING ASSISTANCE PROGRAM (FVAP) OUTREACH**

47. Did you hear or see any of the following FVAP outreach resources? ..... 97

48. Did you share any information found on the following FVAP social media sites? ..... 98

    a. FVAP on Facebook ..... 98

    b. FVAP on Twitter ..... 99

49. Did you request any of the following FVAP informational materials? ..... 100

50. From whom did you request each of the following FVAP informational material(s)? ..... 101

    a. Brochures ..... 101

    b. Election dates handouts ..... 102

    c. Fact sheets/one-pagers ..... 103

    d. Voting posters ..... 104

    e. Wallet cards ..... 105

    f. Hard copy of the 2013-14 VAG ..... 106

51. Did you receive any of the following FVAP informational materials? ..... 107

52. How useful were the following FVAP informational material(s) in helping you perform your UVAO duties? ..... 108

    a. Brochures ..... 108

    b. Election dates handouts ..... 109

    c. Fact sheets/one-pagers ..... 110

    d. Voting posters ..... 111

    e. Wallet cards ..... 112

    f. Hard copy of the 2013-14 VAG ..... 113

53. Did you share any of the following informational material(s) from FVAP with military members? ..... 114

    a. Brochures ..... 114

    b. Election dates handouts ..... 115

    c. Fact sheets/one-pagers ..... 116

    d. Voting posters ..... 117

    e. Wallet cards ..... 118

    f. Hard copy of the 2013-14 VAG ..... 119

# 2014 POST-ELECTION VOTING SURVEY OF UNIT VOTING ASSISTANCE OFFICERS: TABULATIONS OF RESPONSES

## *Introduction to the Survey*

The *Defense Research, Surveys, and Statistics Center* (RSSC), Defense Manpower Data Center (DMDC), conducts surveys to support the personnel information needs of the Under Secretary of Defense for Personnel and Readiness (USD[P&R]). These surveys assess the attitudes and opinions of the entire Department of Defense (DoD) community. DMDC developed the *Post-Election Voting (PEV)* surveys starting in 2008. These surveys are conducted every other year at the request of the Federal Voting Assistance Program (FVAP) office as required by the Uniformed and Overseas Citizens Absentee Voting Act of 1986, Section 101.b (1), 42 U.S.C. §1973ff, now 52 U.S.C. 20310 (UOCAVA) and the Military and Overseas Voter Empowerment Act (MOVE Act). The surveys provide an evaluation of the effectiveness of assistance provided to UOCAVA voters in federal elections.

This report contains tabulations of responses from the *2014 Post-Election Voting Survey of Unit Voting Assistance Officers (2014 PEV4)* conducted from November 5, 2014, to January 9, 2015. This introduction (1) summarizes the survey content, (2) defines the total population surveyed and the subgroups used in tabulations of responses, (3) summarizes the survey methodology,<sup>1</sup> and (4) provides details on how to use the tabulations. The tabulations, a copy of the survey items, and a glossary of terms found in this tabulation volume follow this introduction.<sup>2</sup>

## **Survey Content**

The topics covered in the *2014 PEV4* include training, voting assistance, voting assistance guide, FVAP voting alerts, FVAP.gov, FVAP online assistant tool, FVAP staff support, FVAP monthly to-do list, and FVAP outreach. This survey was subdivided into the following 10 topic areas:

1. *Background Information*—Service, affiliation, paygrade, deployment status and location, non-deployment geographic location, age, duration of Unit Voting Assistance Officer (UVAO) assignment, and prior UVAO service.
2. *Training*—Receipt and usefulness of UVAO training, training preference (online or in-person) and reasons for preference, distance willing to travel for in-person training, likelihood of using online forums, a self-evaluation of voter assistance knowledge, and areas where more training was needed.
3. *Voting Assistance*—Number of permanent party military members, UVAOs, and assistant UVAOs assigned to units served; number of permanent party military members, military spouses, and dependents assisted with voting; satisfaction with support received for UVAO duties; and types and frequency of assistance provided as UVAO.

---

<sup>1</sup> Details on survey methodology are reported by DMDC (2015b).

<sup>2</sup> Refer to DMDC (2015a) to view the survey as it appeared on the web.

4. *Voting Assistance Guide (VAG)*—Receipt and usefulness of 2013-14 VAG, frequency of use by VAG format, and frequency of use of specific VAG information.
5. *FVAP Voting Alerts*—Receipt and distribution of FVAP voting alerts.
6. *FVAP.GOV*—Use and usefulness of products, information, and resources accessed or obtained from FVAP website and reasons for not visiting FVAP website.
7. *FVAP Online Assistant Tool*—Recommendations to use FVAP online assistant tool to complete Federal Post Card Application (FPCA) and Federal Write-In Absentee Ballot (FWAB), reasons for not recommending use of FVAP online assistant tool to complete FPCA and/or FWAB, and usefulness of FVAP online assistant tool in helping UVAO perform duties.
8. *FVAP Staff Support*—Use of or referral to use FVAP staff support, reasons for not using or recommending others to use FVAP staff support, and usefulness of FVAP staff support in helping UVAO perform duties.
9. *FVAP Monthly To-Do List*—Receipt, use, and usefulness of FVAP monthly to-do list in helping UVAO perform duties.
10. *FVAP Outreach*—Hear or see FVAP outreach resources (radio, video, and print ads); sharing of information on FVAP social media sites (Facebook and Twitter); request, receipt, and usefulness of FVAP informational materials; and sharing of informational materials with military members.

### ***Population and Reporting Categories***

New procedures were used to generate the sampling frame for this survey compared to previous UVAO surveys. Service Voting Action Officers (SVAOs) for the Navy and Marine Corps provided lists of all known UVAOs in their Services. For the Army, Air Force, and Coast Guard, DMDC used the list of UVAOs who provided their information using FVAP's data portal. This method identified 4,123 UVAOs.<sup>3</sup>

Survey results are presented for the total population and by a variety of reporting categories. To form the reporting categories for the tabulations, respondents were classified by survey self-report. If self-report data were missing, then data from the sampling frame were used to impute the subgroup classification for Service, employment status, size of unit, and location. Survey results are tabulated by: Service, employment status, size of unit, location, duration of UVAO assignment, prior UVAO service, UVAO training, and age. Definitions for reporting categories follow:

- *Service*—Categories include *Army, Navy, Marine Corps, Air Force, and Coast Guard*.
- *Employment Status*—Categories include *Civilian and Military*. The *Civilian* category includes all civilian paygrades (GS1-GS/GM15). The *Military* category includes *Enlisted and Officers*. The *Enlisted* subgroup includes all

---

<sup>3</sup> Refer to DMDC (2015b) for more details about the sampling population development.

enlisted paygrades (E1-E9). The *Officers* subgroup includes warrant officers (W1-W5) and commissioned officers (O1-O3 and O4-O6).

- *Size of Unit*—Categories include *Less Than 50*, *50 to 99*, *100 to 249*, and *250 or More*.
- *Location*—The primary classification distinguishes *Overseas* from *US (Incl. Territories)*. *US (Incl. Territories)* includes respondents with permanent duty stations located in the 50 states, the District of Columbia, Puerto Rico, and United States territories or possessions.
- *Duration of UVAO Assignment*—Categories include *Less Than 3 Months*, *3 Months to Less Than 6 Months*, *6 Months to Less Than 1 Year*, and *1 Year or More*.
- *Prior UVAO Service*—Categories include *Prior Service* and *Non-Prior Service*.
- *UVAO Training*—Categories include *Trained* and *Not Trained*.
- *Age*—Categories include *18 to 24 Years Old*, *25 to 29 Years Old*, *30 to 34 Years Old*, and *35 Years Old or More*.

### **Survey Methodology**

The survey administration process began on October 29, 2014, with a notification e-mail from SVAOs to all UVAOs. This notification e-mail explained why the survey was being conducted, how the survey information would be used, and why participation was important. Throughout the administration period, additional e-mail reminders were sent to UVAOs to encourage survey participation. Data were collected on the web from November 5, 2014, to January 9, 2015.

The 2014 PEV4 was a census of all identified UVAOs. Completed surveys (defined as 50% or more of the survey questions asked of all participants are answered) were received from 1,550 eligible respondents.<sup>4</sup> The response rate was 39%.<sup>5</sup>

Data were weighted using an industry standard process. This form of weighting produces survey estimates of population totals, proportions, and means (as well as other statistics) that are representative of their respective populations. Unweighted survey data, in contrast, are likely to produce biased estimates of population statistics. The process of weighting consists of the following steps:

- *Adjustment for selection probability*—Probability samples are selected from lists and each member of the list has a known nonzero probability of selection. In this study, all UVAOs were selected, so the base weight given to respondents was 1.

---

<sup>4</sup> Respondents who were not assigned as UVAOs in any of the Services on election day (Q1) or who were federal contractors (Q2) are excluded from this report.

<sup>5</sup> The average response rate for other DMDC surveys is 20-30%.

- *Adjustments for nonresponse*—Some sampled members do not respond to the survey. Suppose only half the members completed and returned a survey. Because the unweighted response set size would only be 50% of the total, weights are needed to project the response set up to the subgroup population total. In this example, the base weight of 1 is multiplied by the reciprocal of the nonresponse rate (2) to create a new weight of 2. The weighted sample sums to the subgroup population total.
- *Adjustments to known totals*—The final weighted respondents with known eligibility were adjusted at this stage so they matched actual known totals (number of UVAOs) provided by the Services. This final stage of weighting is known as post-stratification and reduces bias associated with the estimates so that they match actual totals; in this case, counts of UVAOs by Service, unit identification code (UIC) size, and US/overseas.

Table 1 (page 5) shows the number of UVAOs that responded to the survey and the percentage of total UVAOs that responded in each reporting group. Also shown are the estimated number of eligible UVAOs and the estimated percentage of total eligible UVAOs in each reporting group. Differences in the percentages of respondents and estimated populations for the reporting categories reflect differences in the number sampled, as well as differences in response rates.

### ***Tabulation Procedures***



























































Tabulations<sup>6</sup> for each question, including the text of the questions and response options, are shown. To compress the width of columns in the tables, the response options are shown with a number or letter; then that number or letter is used as the column heading for the responses. The central feature of the tabulations is the percentage of members choosing the response options indicated by the column heading. Within a set of response options, percentages may not add to 100% due to rounding.

Where an item lends itself to presentation as an average, that average is also shown as both a number estimate and in a bar chart. The averages lend themselves to a quick scan for reporting groups differing from other similarly defined groups. In some cases, the responses are averages of the numeric scales presented with the response options. The mean bar charts for numeric scales in these tabulations were created by using the midpoints of the response options to calculate averages. Where there is a simple binomial response (e.g., yes/no), only one percentage is presented. In this case, the bar chart represents that percentage.

---

<sup>6</sup> Details of data editing and preparation are provided by DMDC (2015a).

**Table 1.**  
**Number of Respondents and Estimated Eligible Population by Reporting Categories**

	Respondents			Estimated Eligible Population				
	Count	Percent		Totals		Percent		Max ME
<b>TOTAL</b>	1,550	100%		4,014	± 1	100%		
Army	609	39%		1,502	± 1	37%		±0
Navy	323	21%		1,138	± 1	28%		±0
Marine Corps	87	6%		190	± 1	5%		±0
Air Force	504	33%		1,137	± 1	28%		±0
Coast Guard	27	2%		46	± 0	1%		±0
<b>EMPLOYMENT STATUS</b>								
Civilian	185	12%		450	±50	11%		±2
Military	1,363	88%		3,560	±50	89%		±2
Enlisted	603	39%		1,568	±85	39%		±3
Officers	754	49%		1,977	±87	49%		±3
<b>SIZE OF UNIT</b>								
Less Than 50	399	26%		1,085	±48	27%		±2
50 to 99	291	19%		828	±43	21%		±2
100 to 249	445	29%		1,180	±47	29%		±2
250 or More	413	27%		915	±53	23%		±2
<b>LOCATION</b>								
US (Incl. Territories)	1,260	81%		3,123	±37	78%		±1
Overseas	283	18%		873	±36	22%		±1
<b>DURATION OF UVAO ASSIGNMENT</b>								
Less Than 3 Months	103	7%		242	±36	6%		±1
3 Months to Less Than 6 Months	262	17%		649	±61	16%		±2
6 Months to Less Than 1 Year	516	33%		1,344	±83	33%		±3
1 Year or More	662	43%		1,764	±86	44%		±3
<b>PRIOR UVAO SERVICE</b>								
Prior Service	595	38%		1,538	±86	38%		±3
Non-Prior Service	947	61%		2,460	±86	61%		±3
<b>UVAO TRAINING</b>								
Trained	1,494	96%		3,856	±38	96%		±1
Not Trained	56	4%		158	±38	4%		±2
<b>AGE</b>								
18 to 24 Years Old	135	9%		327	±43	8%		±2
25 to 29 Years Old	270	17%		691	±65	17%		±2
30 to 34 Years Old	370	24%		995	±78	25%		±2
35 Years Old or More	773	50%		1,995	±87	50%		±3

On each page of tabulations, the first column lists the reporting group shown in that row. The second column, *Percent Responding*, lists the portion of the reporting group represented in the estimates in that row. In most cases, if this percentage is not 100, it may reflect item nonresponse, and the table note indicates “Percent responding are UVAOs who answered the question.” Not all questions will apply to every respondent. Where possible, the web survey is programmed to skip respondents over questions that do not apply to them. For example, Q14 (How useful were each of the following types of training in preparing you for performing your UVAO duties?) does not apply to those who marked in Q13 that they did not receive training to prepare them for performing their UVAO duties. The table note for this question indicates, “Percent responding are UVAOs who answered the question and who received this specific type of training to prepare them for performing their UVAO duties (Q13).”

### ***Margins of Error***

The presence of survey nonresponse required weighting to produce population estimates (e.g., percent with prior UVAO service).<sup>7</sup> Because of the weighting, conventional formulas for calculating the margin of error will overstate the reliability of the estimate. For this report, variance estimates were calculated using SUDAAN<sup>®</sup> PROC DESCRIPT (Research Triangle Institute, 2013).

By definition, surveys are subject to error from nonresponse (eligibility and completion). Standard errors are estimates of the variance around population parameters, such as percentages or means, and are used to construct margins of error (i.e., confidence interval half-widths). Estimated percentages and means in these tabulations are reported with margins of error based on 95% confidence intervals. In order to compress the data display, only the maximum margin of error (Max ME) for each reporting category is shown. That is, the tabulation volume shows only the largest margin of error for the percentages or means in each row. For each average shown in these tabulations, its margin of error is also printed.

The following reporting conventions are used:

- “0” indicates that no one in any reporting group selected the response option,
- NR indicates the estimate is *Not Reportable* and is suppressed because of low reliability. Estimates of low reliability are suppressed based on criteria defined in terms of nominal sample size (less than 5), effective sample size (less than 30), or relative standard error (greater than 0.225),

---

<sup>7</sup> As a result of differential weighting, only certain statistical software procedures (such as SUDAAN<sup>®</sup> PROC DESCRIPT) correctly calculate standard errors, variances, or tests of statistical significance for stratified samples.

<sup>®</sup> Registered 2013 by Research Triangle Institute, P.O. Box 12194, Research Triangle Park, NC 27709-2194.



- NA indicates the question was *Not Applicable* because the question did not apply to respondents in the reporting category based on answers to previous questions,
- no Max ME is printed when all percentages in the row are shown as NR,
- no margin of error is printed for an average when it is shown as NR.

### **References**

- DMDC. (2015a). *2014 Post-Election Voting Survey of Unit Voting Assistance Officers: Administration, datasets, and codebook* (Report No. 2015-006). Alexandria, VA: Author.
- DMDC. (2015b). *2014 Post-Election Voting Survey of Unit Voting Assistance Officers: Statistical methodology report* (Report No. 2015-005). Alexandria, VA: Author.
- Research Triangle Institute. (2013). *SUDAAN<sup>®</sup> Language Manual, Release 10.0.1*. Research Triangle Park, NC: Research Triangle Institute.



# **Tabulations of Responses**

**1. In which Service were you assigned as a UVAO?**

- 1. Army
- 4. Air Force

- 2. Navy
- 5. Coast Guard

- 3. Marine Corps

	Percent Responding		Percentages					Max ME
			1	2	3	4	5	
<b>TOTAL</b>	100	±0	37	28	5	28	1	±1
Army	100	±0	100	0	0	0	0	±0
Navy	100	±0	0	100	0	0	0	±0
Marine Corps	100	±0	0	0	100	0	0	±0
Air Force	100	±0	0	0	0	100	0	±0
Coast Guard	100	±0	NR	NR	NR	NR	NR	±0
<b>EMPLOYMENT STATUS</b>								
Civilian	100	±0	47	11	4	38	1	±7
Military	100	±0	36	31	5	27	1	±1
Enlisted	100	±0	35	30	2	33	1	±3
Officers	100	±0	37	32	7	23	2	±3
<b>SIZE OF UNIT</b>								
Less Than 50	100	±0	38	31	2	28	1	±3
50 to 99	100	±0	44	20	3	32	1	±4
100 to 249	100	±0	39	25	5	29	1	±3
250 or More	100	±0	29	36	10	24	1	±4
<b>LOCATION</b>								
US (Incl. Territories)	100	±0	39	26	6	28	1	±1
Overseas	100	±0	33	38	1	28	0	±3
<b>DURATION OF UVAO ASSIGNMENT</b>								
Less Than 3 Months	100	±0	49	9	1	37	5	±8
3 Months to Less Than 6 Months	100	±0	49	15	5	30	1	±6
6 Months to Less Than 1 Year	100	±0	41	26	4	29	1	±4
1 Year or More	100	±0	29	38	6	26	1	±3
<b>PRIOR UVAO SERVICE</b>								
Prior Service	100	±0	38	30	6	25	1	±4
Non-Prior Service	100	±0	37	27	4	31	1	±2
<b>UVAO TRAINING</b>								
Trained	100	±0	37	28	5	29	1	±1
Not Trained	100	±0	47	37	4	6	6	±14
<b>AGE</b>								
18 to 24 Years Old	100	±0	45	5	3	45	2	±7
25 to 29 Years Old	100	±0	34	23	9	33	1	±6
30 to 34 Years Old	100	±0	33	35	6	25	1	±5
35 Years Old or More	100	±0	39	31	3	26	1	±3

Note. Percent responding are UVAOs who answered the question. Respondents not assigned as a UVAO (Q1) or who were federal contractors (Q2) are excluded from this report.

NR: Not reportable

**2. Which of the following best describes your affiliation?**

- 1. Active duty military member
- 2. Member of the National Guard or Reserve in a full-time, active duty program (AGR/FTS/AR)
- 3. Traditional National Guard/Reserve member (e.g., drilling unit, IMA, IRR)
- 4. Federal civilian
- 5. Federal contractor

	Percent Responding		Percentages					Max ME	Percentage in Military		
			1	2	3	4	5				
<b>TOTAL</b>	100	±1	84	4	2	11	0 <sup>o</sup>	±2	89.0	±2.0	
Army	100	±1	80	4	2	14	0 <sup>o</sup>	±3	86.0	±3.0	
Navy	100	±0	88	7	1	4	0 <sup>o</sup>	±4	96.0	±3.0	
Marine Corps	100	±0	90	0	0	10	0 <sup>o</sup>	±6	90.0	±6.0	
Air Force	100	±1	83	1	2	15	0 <sup>o</sup>	±3	85.0	±3.0	
Coast Guard	100	±0	93	NR	NR	7	0 <sup>o</sup>	±10	93.0	±10.0	
<b>EMPLOYMENT STATUS</b>											
Civilian	100	±0	0	0	0	100	0 <sup>o</sup>	±0	0.0	±0.0	
Military	100	±0	94	4	2	0	0 <sup>o</sup>	±2	100.0	±0.0	
Enlisted	100	±0	92	6	2	0	0 <sup>o</sup>	±3	100.0	±0.0	
Officers	100	±0	96	3	1	0	0 <sup>o</sup>	±2	100.0	±0.0	
<b>SIZE OF UNIT</b>											
Less Than 50	100	±1	77	5	1	18	0 <sup>o</sup>	±4	82.0	±3.0	
50 to 99	100	±0	85	3	3	9	0 <sup>o</sup>	±4	91.0	±4.0	
100 to 249	100	±0	86	4	2	8	0 <sup>o</sup>	±3	92.0	±3.0	
250 or More	100	±0	87	3	0	10	0 <sup>o</sup>	±3	90.0	±3.0	
<b>LOCATION</b>											
US (Incl. Territories)	100	±1	81	5	2	12	0 <sup>o</sup>	±2	88.0	±2.0	
Overseas	100	±0	92	1	0	7	0 <sup>o</sup>	±4	93.0	±4.0	
<b>DURATION OF UVAO ASSIGNMENT</b>											
Less Than 3 Months	100	±0	87	1	4	8	0 <sup>o</sup>	±6	92.0	±5.0	
3 Months to Less Than 6 Months	100	±0	88	5	2	5	0 <sup>o</sup>	±4	95.0	±3.0	
6 Months to Less Than 1 Year	100	±1	89	4	1	6	0 <sup>o</sup>	±3	94.0	±2.0	
1 Year or More	100	±1	77	4	1	18	0 <sup>o</sup>	±3	82.0	±3.0	
<b>PRIOR UVAO SERVICE</b>											
Prior Service	100	±0	75	4	1	20	0 <sup>o</sup>	±3	80.0	±3.0	
Non-Prior Service	100	±1	89	4	2	6	0 <sup>o</sup>	±2	94.0	±2.0	
<b>UVAO TRAINING</b>											
Trained	100	±1	84	3	2	12	0 <sup>o</sup>	±2	88.0	±2.0	
Not Trained	100	±0	83	12	1	4	0 <sup>o</sup>	±10	96.0	±5.0	
<b>AGE</b>											
18 to 24 Years Old	100	±0	98	0	1	1	0 <sup>o</sup>	±3	99.0	±3.0	
25 to 29 Years Old	100	±1	96	2	1	1	0 <sup>o</sup>	±3	99.0	±2.0	
30 to 34 Years Old	100	±1	94	2	1	2	0 <sup>o</sup>	±3	98.0	±2.0	
35 Years Old or More	100	±0	71	6	2	21	0 <sup>o</sup>	±3	79.0	±3.0	

Note. Percent responding are UVAOs who answered the question. Respondents who were federal contractors are excluded from this report (Q2). Percentage in Military includes those who indicated "Active duty military member," "Member of the National Guard or Reserve in a full-time, active duty program (AGR/FTS/AR)," or "Traditional National Guard/Reserve member (e.g., drilling unit, IMA, IRR)."

NR: Not reportable

<sup>o</sup> Response option never endorsed.

3. What was your paygrade?

1. E1-E4  
4. O1-O3

2. E5-E9  
5. O4-O6

3. W1-W5

	Percent Responding		Percentages					Max ME
			1	2	3	4	5	
<b>TOTAL</b>	88	±2	2	42	3	45	8	±3
Army	85	±3	1	42	4	47	5	±4
Navy	96	±3	1	42	1	42	14	±6
Marine Corps	90	±5	0	15	6	76	3	±8
Air Force	85	±3	5	49	0	40	6	±4
Coast Guard	85	±9	4	17	30	43	4	±14
<b>EMPLOYMENT STATUS</b>								
Civilian	NA		NA	NA	NA	NA	NA	
Military	100	±1	2	42	3	45	8	±3
Enlisted	100	±0	4	96	0	0	0	±2
Officers	100	±0	0	0	5	81	14	±3
<b>SIZE OF UNIT</b>								
Less Than 50	82	±3	3	45	4	38	11	±5
50 to 99	91	±3	1	42	3	47	6	±6
100 to 249	92	±3	2	46	1	46	5	±5
250 or More	90	±3	1	35	2	52	10	±5
<b>LOCATION</b>								
US (Incl. Territories)	87	±2	2	43	3	45	8	±3
Overseas	93	±3	2	42	1	47	8	±7
<b>DURATION OF UVAO ASSIGNMENT</b>								
Less Than 3 Months	90	±4	2	30	2	64	2	±9
3 Months to Less Than 6 Months	95	±3	2	36	2	55	5	±6
6 Months to Less Than 1 Year	94	±2	2	42	2	47	7	±4
1 Year or More	81	±3	1	47	3	37	11	±4
<b>PRIOR UVAO SERVICE</b>								
Prior Service	80	±3	1	47	3	38	11	±5
Non-Prior Service	94	±2	2	40	2	49	6	±3
<b>UVAO TRAINING</b>								
Trained	88	±2	2	43	3	45	8	±3
Not Trained	95	±4	NR	28	3	60	8	±12
<b>AGE</b>								
18 to 24 Years Old	98	±3	12	3	0	84	0	±6
25 to 29 Years Old	99	±2	2	17	1	80	0	±5
30 to 34 Years Old	97	±2	1	43	2	51	4	±5
35 Years Old or More	79	±3	0	61	5	19	15	±4

Note. Percent responding are UVAOs who answered the question and who were serving on active duty or serving as a member of the National Guard or Reserve in a full-time, active duty program (AGR/FTS/AR) or as a traditional National Guard/Reserve member on November 4, 2014 (Q2).

NR: Not reportable

NA: Not applicable

## 4. What was your GS or GS equivalent paygrade?

1. GS 1 to 8

2. GS 9 to 12

3. GS/GM 13 or above

	Percent Responding		Percentages			Max ME
			1	2	3	
<b>TOTAL</b>	11	±2	19	58	23	±7
Army	14	±3	21	54	25	±9
Navy	4	±3	NR	NR	NR	
Marine Corps	10	±5	NR	NR	NR	
Air Force	15	±3	19	64	17	±10
Coast Guard	7	±7	NR	NR	NR	
<b>EMPLOYMENT STATUS</b>						
Civilian	99	±1	19	58	23	±7
Military	NA		NA	NA	NA	
Enlisted	NA		NA	NA	NA	
Officers	NA		NA	NA	NA	
<b>SIZE OF UNIT</b>						
Less Than 50	17	±3	20	60	20	±9
50 to 99	9	±3	15	NR	NR	±15
100 to 249	8	±2	17	59	24	±14
250 or More	10	±3	23	59	19	±17
<b>LOCATION</b>						
US (Incl. Territories)	12	±2	20	59	21	±7
Overseas	7	±3	12	NR	NR	±15
<b>DURATION OF UVAO ASSIGNMENT</b>						
Less Than 3 Months	8	±4	NR	NR	NR	
3 Months to Less Than 6 Months	5	±2	NR	NR	NR	
6 Months to Less Than 1 Year	5	±2	13	NR	NR	±13
1 Year or More	18	±3	21	56	24	±8
<b>PRIOR UVAO SERVICE</b>						
Prior Service	20	±3	21	59	21	±7
Non-Prior Service	6	±2	16	58	26	±14
<b>UVAO TRAINING</b>						
Trained	11	±2	19	58	23	±7
Not Trained	4	±3	NR	NR	NR	
<b>AGE</b>						
18 to 24 Years Old	1	±2	NR	NR	NR	
25 to 29 Years Old	1	±1	NR	NR	NR	
30 to 34 Years Old	2	±2	NR	NR	NR	
35 Years Old or More	21	±3	18	58	24	±7

Note. Percent responding are UVAOs who answered the question and who were federal civilians on November 4, 2014 (Q2).

NR: Not reportable

NA: Not applicable

5. Was your unit deployed at any time during your assignment for the November 4, 2014, election?

	Percent Responding		Percentages		Max ME	Percentage Reporting Yes
			Yes			
<b>TOTAL</b>	100	±1	10		±2	
Army	100	±0	7		±2	
Navy	100	±1	11		±5	
Marine Corps	99	±2	8		±6	
Air Force	100	±0	12		±3	
Coast Guard	100	±0	7		±10	
<b>EMPLOYMENT STATUS</b>						
Civilian	100	±0	5		±3	
Military	100	±1	10		±2	
Enlisted	100	±1	10		±3	
Officers	100	±1	10		±3	
<b>SIZE OF UNIT</b>						
Less Than 50	100	±1	5		±3	
50 to 99	100	±0	8		±4	
100 to 249	100	±1	10		±3	
250 or More	100	±0	17		±5	
<b>LOCATION</b>						
US (Incl. Territories)	100	±1	1		±1	
Overseas	100	±0	38		±6	
<b>DURATION OF UVAO ASSIGNMENT</b>						
Less Than 3 Months	100	±0	7		±5	
3 Months to Less Than 6 Months	100	±0	14		±5	
6 Months to Less Than 1 Year	100	±1	11		±4	
1 Year or More	100	±1	7		±3	
<b>PRIOR UVAO SERVICE</b>						
Prior Service	100	±0	8		±3	
Non-Prior Service	100	±1	11		±3	
<b>UVAO TRAINING</b>						
Trained	100	±1	9		±2	
Not Trained	100	±0	15		±17	
<b>AGE</b>						
18 to 24 Years Old	100	±0	13		±5	
25 to 29 Years Old	100	±0	12		±5	
30 to 34 Years Old	100	±0	10		±4	
35 Years Old or More	100	±1	8		±3	

Note. Percent responding are UVAOs who answered the question.



**6. To which of the following locations was your unit deployed?**

- |  |  |   |
|--|--|---|
| 1. In one of the 50 states, D.C., Puerto Rico, or a U.S. territory or possession                                 | 2. Afghanistan   | 3. Iraq   |
| 4. Other North African, Near Eastern, or South Asian country (e.g., Bahrain, Diego Garcia, Kuwait, Saudi Arabia) | 5. Europe (e.g., Bosnia-Herzegovina, Germany, Italy, Serbia, United Kingdom) | 6. Former Soviet Union (e.g., Russia, Tajikistan, Uzbekistan) |
| 7. East Asia and Pacific (e.g., Australia, Japan, Korea)   | 8. Sub-Saharan Africa (e.g., Kenya, Liberia, South Africa)                   | 9. Western Hemisphere (e.g., Cuba, Honduras, Peru)            |

	Percent Responding		Percentages									Max ME
			1	2	3	4	5	6	7	8	9	
<b>TOTAL</b>	9	±2	9	21	1	39	7	1	10	7	5	±9
Army	7	±2	5	38	NR	23	7	NR	5	18	3	±13
Navy	11	±4	NR	2	NR	NR	NR	NR	NR	NR	NR	±8
Marine Corps	8	±5	NR	NR	NR	NR	NR	NR	NR	NR	NR	
Air Force	11	±2	1	27	3	52	3	2	6	6	NR	±10
Coast Guard	7	±7	NR	NR	NR	NR	NR	NR	NR	NR	NR	
<b>EMPLOYMENT STATUS</b>												
Civilian	4	±3	NR	NR	NR	NR	NR	NR	NR	NR	NR	
Military	10	±2	10	19	1	40	7	1	11	5	5	±10
Enlisted	10	±3	9	12	NR	42	7	1	19	5	NR	±16
Officers	10	±3	11	24	2	39	8	NR	4	5	6	±13
<b>SIZE OF UNIT</b>												
Less Than 50	4	±3	NR	NR	NR	NR	NR	NR	NR	NR	NR	
50 to 99	8	±4	15	3	NR	NR	NR	NR	NR	12	3	±16
100 to 249	9	±3	4	37	2	33	2	NR	9	5	NR	±15
250 or More	17	±4	9	19	2	39	NR	1	19	2	NR	±17
<b>LOCATION</b>												
US (Incl. Territories)	1	±1	NR	NR	NR	NR	NR	NR	NR	NR	NR	
Overseas	37	±6	0	22	1	43	8	1	12	8	6	±10
<b>DURATION OF UVAO ASSIGNMENT</b>												
Less Than 3 Months	7	±4	NR	NR	NR	NR	NR	NR	NR	NR	NR	
3 Months to Less Than 6 Months	14	±4	4	24	4	38	8	NR	NR	6	NR	±16
6 Months to Less Than 1 Year	10	±3	7	17	NR	48	NR	2	11	6	1	±15
1 Year or More	7	±3	NR	18	NR	32	NR	NR	NR	8	NR	±17
<b>PRIOR UVAO SERVICE</b>												
Prior Service	7	±3	NR	21	NR	34	NR	NR	NR	9	NR	±17
Non-Prior Service	11	±2	8	21	2	41	7	1	10	6	4	±11
<b>UVAO TRAINING</b>												
Trained	9	±2	10	21	1	35	8	1	11	7	6	±9
Not Trained	15	±13	NR	NR	NR	NR	NR	NR	NR	NR	NR	
<b>AGE</b>												
18 to 24 Years Old	12	±5	NR	NR	4	28	NR	NR	4	NR	8	±17
25 to 29 Years Old	12	±5	NR	24	3	NR	NR	NR	3	3	NR	±16
30 to 34 Years Old	10	±4	NR	19	NR	NR	2	NR	NR	2	NR	±13
35 Years Old or More	8	±2	6	18	NR	36	8	1	17	10	NR	±15

Note. Percent responding are UVAOs who answered the question and whose unit was deployed at any time during their assignment for the November 4, 2014, election (Q5).

NR: Not reportable

**7. Were you stationed in the United States or overseas?**

1. United States (including U.S. territories)                      2. Overseas

	Percent Responding		Percentages		Max ME
			1	2	
<b>TOTAL</b>	90	±2	85	15	±2
Army	93	±2	86	14	±1
Navy	88	±4	77	23	±4
Marine Corps	91	±5	96	4	±5
Air Force	88	±3	88	12	±2
Coast Guard	93	±7	NR	NR	
<b>EMPLOYMENT STATUS</b>					
Civilian	94	±3	91	9	±6
Military	89	±2	84	16	±2
Enlisted	89	±3	85	15	±3
Officers	90	±3	84	16	±3
<b>SIZE OF UNIT</b>					
Less Than 50	95	±3	86	14	±4
50 to 99	92	±4	87	13	±5
100 to 249	90	±3	86	14	±4
250 or More	83	±4	80	20	±5
<b>LOCATION</b>					
US (Incl. Territories)	98	±1	100	0	±0
Overseas	62	±6	0	100	±0
<b>DURATION OF UVAO ASSIGNMENT</b>					
Less Than 3 Months	93	±4	89	11	±6
3 Months to Less Than 6 Months	86	±4	91	9	±5
6 Months to Less Than 1 Year	88	±3	86	14	±4
1 Year or More	93	±3	82	18	±3
<b>PRIOR UVAO SERVICE</b>					
Prior Service	92	±3	84	16	±4
Non-Prior Service	89	±2	86	14	±3
<b>UVAO TRAINING</b>					
Trained	90	±2	85	15	±2
Not Trained	85	±13	NR	NR	
<b>AGE</b>					
18 to 24 Years Old	86	±5	90	10	±7
25 to 29 Years Old	87	±5	85	15	±5
30 to 34 Years Old	90	±4	82	18	±5
35 Years Old or More	92	±2	86	14	±3

Note. Percent responding are UVAOs who answered the question and whose unit was not deployed at any time during their assignment for the November 4, 2014, election (Q5). Respondents who were stationed on board a ship were instructed to indicate whether their homeport country was the United States or overseas.  
 NR: Not reportable

**9. What was your age?**

- 1. 18 to 24 years old
- 4. 35 to 44 years old

- 2. 25 to 29 years old
- 5. 45 years old or older

- 3. 30 to 34 years old

	Percent Responding		Percentages					Max ME
			1	2	3	4	5	
<b>TOTAL</b>	100	±1	8	17	25	33	16	±3
<b>Army</b>	100	±1	10	16	22	33	20	±4
<b>Navy</b>	100	±0	2	14	31	41	13	±6
<b>Marine Corps</b>	100	±0	5	32	32	21	10	±8
<b>Air Force</b>	100	±0	13	20	22	29	17	±4
<b>Coast Guard</b>	100	±0	11	22	15	41	11	±13
<b>EMPLOYMENT STATUS</b>								
<b>Civilian</b>	100	±0	1	2	6	11	81	±6
<b>Military</b>	100	±1	9	19	27	36	8	±3
Enlisted	100	±0	3	8	27	50	12	±4
Officers	100	±1	14	28	27	26	5	±3
<b>SIZE OF UNIT</b>								
<b>Less Than 50</b>	100	±0	8	13	22	35	22	±5
<b>50 to 99</b>	100	±1	10	19	22	34	14	±5
<b>100 to 249</b>	100	±1	9	21	25	32	13	±4
<b>250 or More</b>	100	±0	6	16	30	32	15	±5
<b>LOCATION</b>								
<b>US (Incl. Territories)</b>	100	±1	8	17	24	33	18	±3
<b>Overseas</b>	100	±0	8	19	28	34	12	±6
<b>DURATION OF UVAO ASSIGNMENT</b>								
<b>Less Than 3 Months</b>	100	±0	18	29	25	16	12	±8
<b>3 Months to Less Than 6 Months</b>	100	±1	16	28	21	28	7	±5
<b>6 Months to Less Than 1 Year</b>	100	±0	11	18	26	35	11	±4
<b>1 Year or More</b>	100	±1	2	11	26	37	25	±4
<b>PRIOR UVAO SERVICE</b>								
<b>Prior Service</b>	100	±1	3	11	23	35	27	±4
<b>Non-Prior Service</b>	100	±1	12	21	26	32	9	±3
<b>UVAO TRAINING</b>								
<b>Trained</b>	100	±1	8	17	25	34	16	±3
<b>Not Trained</b>	100	±0	11	21	28	24	16	±14
<b>AGE</b>								
<b>18 to 24 Years Old</b>	100	±0	100	0	0	0	0	±0
<b>25 to 29 Years Old</b>	100	±0	0	100	0	0	0	±0
<b>30 to 34 Years Old</b>	100	±0	0	0	100	0	0	±0
<b>35 Years Old or More</b>	100	±0	0	0	0	67	33	±3

Note. Percent responding are UVAOs who answered the question.

**10. How long had you been a UVAO in the assignment you held for the November 4, 2014, election?**

1. Less than 3 months                      2. 3 months to less than 6 months                      3. 6 months to less than 1 year  
 4. 1 year or more

	Percent Responding		Percentages				Max ME	Average Number of Months		
			1	2	3	4				
<b>TOTAL</b>	100	±1	6	16	34	44	±3	9.1	±0.2	
Army	100	±1	8	21	37	34	±4	8.5	±0.3	
Navy	100	±1	2	9	31	58	±6	10.2	±0.3	
Marine Corps	99	±2	1	17	26	56	±8	9.8	±0.5	
Air Force	100	±1	8	17	34	41	±4	8.9	±0.3	
Coast Guard	96	±5	27	8	19	46	±13	8.0	±1.2	
<b>EMPLOYMENT STATUS</b>										
Civilian	100	±1	4	7	17	72	±6	10.5	±0.3	
Military	100	±1	6	17	36	41	±3	9.0	±0.2	
Enlisted	100	±1	5	15	36	45	±4	9.3	±0.2	
Officers	100	±1	8	19	36	37	±4	8.7	±0.2	
<b>SIZE OF UNIT</b>										
Less Than 50	100	±0	5	14	36	44	±5	9.3	±0.3	
50 to 99	100	±1	7	18	36	39	±5	8.8	±0.4	
100 to 249	99	±1	6	17	32	45	±4	9.1	±0.3	
250 or More	99	±1	6	16	31	47	±5	9.2	±0.3	
<b>LOCATION</b>										
US (Incl. Territories)	100	±1	6	16	33	44	±3	9.1	±0.2	
Overseas	100	±1	5	16	34	45	±6	9.3	±0.4	
<b>DURATION OF UVAO ASSIGNMENT</b>										
Less Than 3 Months	100	±0	100	0	0	0	±0	1.5	±0.0	
3 Months to Less Than 6 Months	100	±0	0	100	0	0	±0	4.5	±0.0	
6 Months to Less Than 1 Year	100	±0	0	0	100	0	±0	9.0	±0.0	
1 Year or More	100	±0	0	0	0	100	±0	12.0	±0.0	
<b>PRIOR UVAO SERVICE</b>										
Prior Service	100	±1	3	6	17	74	±4	10.8	±0.2	
Non-Prior Service	100	±1	8	23	44	25	±3	8.1	±0.2	
<b>UVAO TRAINING</b>										
Trained	100	±1	5	16	33	45	±3	9.2	±0.2	
Not Trained	99	±2	21	25	39	15	±14	6.7	±0.8	
<b>AGE</b>										
18 to 24 Years Old	100	±0	14	32	45	10	±7	6.8	±0.5	
25 to 29 Years Old	99	±1	10	27	35	28	±6	7.9	±0.4	
30 to 34 Years Old	100	±0	6	14	35	45	±5	9.3	±0.3	
35 Years Old or More	100	±1	3	11	31	55	±4	9.9	±0.2	

Note. Percent responding are UVAOs who answered the question.

11. Had you ever served as a UVAO prior to the November 4, 2014, election?

1. Yes, once before  
4. No

2. Yes, twice before

3. Yes, three or more times before

	Percent Responding		Percentages				Max ME	Percentage Reporting Yes		
			1	2	3	4				
<b>TOTAL</b>	100	±1	24	6	8	62	±3	38.0	±3.0	
Army	100	±1	24	8	8	61	±4	39.0	±4.0	
Navy	100	±1	30	6	5	59	±6	41.0	±6.0	
Marine Corps	98	±3	26	5	16	53	±8	47.0	±8.0	
Air Force	100	±1	19	5	9	66	±4	34.0	±4.0	
Coast Guard	100	±0	11	15	11	63	±13	37.0	±13.0	
<b>EMPLOYMENT STATUS</b>										
Civilian	99	±1	17	15	36	31	±7	69.0	±7.0	
Military	100	±1	25	5	4	65	±3	35.0	±3.0	
Enlisted	100	±1	28	5	5	62	±4	38.0	±4.0	
Officers	99	±1	22	6	4	68	±4	32.0	±4.0	
<b>SIZE OF UNIT</b>										
Less Than 50	100	±1	24	7	9	60	±5	40.0	±5.0	
50 to 99	100	±0	18	7	5	69	±5	31.0	±5.0	
100 to 249	100	±1	27	6	6	61	±4	39.0	±4.0	
250 or More	99	±1	26	6	12	56	±5	44.0	±5.0	
<b>LOCATION</b>										
US (Incl. Territories)	99	±1	23	7	9	62	±3	38.0	±3.0	
Overseas	100	±0	27	5	5	62	±6	38.0	±6.0	
<b>DURATION OF UVAO ASSIGNMENT</b>										
Less Than 3 Months	100	±0	13	2	2	83	±7	17.0	±7.0	
3 Months to Less Than 6 Months	100	±1	12	2	1	86	±5	14.0	±5.0	
6 Months to Less Than 1 Year	100	±1	18	1	1	80	±4	20.0	±4.0	
1 Year or More	99	±1	35	13	17	35	±4	65.0	±4.0	
<b>PRIOR UVAO SERVICE</b>										
Prior Service	100	±0	63	17	21	0	±4	100.0	±0.0	
Non-Prior Service	100	±0	0	0	0	100	±0	0.0	±0.0	
<b>UVAO TRAINING</b>										
Trained	100	±1	25	7	8	61	±3	39.0	±3.0	
Not Trained	97	±3	14	1	4	81	±9	19.0	±9.0	
<b>AGE</b>										
18 to 24 Years Old	100	±0	12	1	0	87	±6	13.0	±6.0	
25 to 29 Years Old	99	±1	19	4	3	75	±5	25.0	±5.0	
30 to 34 Years Old	100	±1	27	6	4	64	±5	36.0	±5.0	
35 Years Old or More	100	±1	27	9	13	52	±4	48.0	±4.0	

Note. Percent responding are UVAOs who answered the question. Percentage Reporting Yes includes those who answered "Yes, once before," "Yes, twice before," or "Yes, three or more times before."

**12. As of November 4, 2014, how long had you served as a UVAO, including previous assignments?**

1. Less than 6 months                      2. 6 months to less than 1 year                      3. 1 year to less than 2 years  
 4. 2 years to less than 3 years                      5. 3 years or more

	Percent Responding		Percentages					Max ME	Average Number of Months		
			1	2	3	4	5				
<b>TOTAL</b>	38	±3	4	10	30	29	27	±4	24.9	±0.7	
Army	39	±4	6	12	31	25	25	±5	23.5	±1.1	
Navy	41	±6	2	9	29	37	24	±9	25.6	±1.6	
Marine Corps	46	±8	3	3	40	23	33	±12	26.0	±2.1	
Air Force	34	±4	4	9	28	27	32	±6	25.5	±1.2	
Coast Guard	37	±12	NR	NR	NR	NR	NR		NR		
<b>EMPLOYMENT STATUS</b>											
Civilian	68	±6	0	2	16	19	63	±7	31.4	±1.1	
Military	35	±3	5	12	33	31	19	±4	23.2	±0.8	
Enlisted	38	±4	6	11	36	30	18	±6	23.0	±1.2	
Officers	32	±3	5	13	32	32	19	±6	23.4	±1.2	
<b>SIZE OF UNIT</b>											
Less Than 50	40	±5	5	7	28	28	33	±8	25.9	±1.3	
50 to 99	30	±5	4	4	33	30	28	±9	25.6	±1.7	
100 to 249	38	±4	5	17	32	26	20	±7	22.5	±1.4	
250 or More	43	±5	3	8	28	32	30	±7	26.0	±1.3	
<b>LOCATION</b>											
US (Incl. Territories)	38	±3	4	8	30	29	28	±4	25.2	±0.8	
Overseas	38	±6	3	14	32	28	23	±11	23.8	±1.9	
<b>DURATION OF UVAO ASSIGNMENT</b>											
Less Than 3 Months	17	±6	NR	NR	27	30	10	±18	20.1	±3.8	
3 Months to Less Than 6 Months	14	±4	31	20	18	22	9	±17	16.0	±3.4	
6 Months to Less Than 1 Year	19	±3	7	31	40	15	7	±9	17.0	±1.7	
1 Year or More	64	±4	1	3	29	32	34	±5	27.5	±0.8	
<b>PRIOR UVAO SERVICE</b>											
Prior Service	100	±1	4	10	30	29	27	±4	24.9	±0.7	
Non-Prior Service	NA		NA	NA	NA	NA	NA		NA		
<b>UVAO TRAINING</b>											
Trained	39	±3	4	9	30	29	28	±4	25.0	±0.7	
Not Trained	18	±8	NR	NR	NR	NR	12	±15	NR		
<b>AGE</b>											
18 to 24 Years Old	13	±5	20	NR	NR	NR	NR	±18	12.6	±2.8	
25 to 29 Years Old	25	±5	1	16	47	21	14	±10	21.5	±1.8	
30 to 34 Years Old	36	±5	9	12	33	30	15	±8	21.8	±1.7	
35 Years Old or More	48	±4	2	7	25	31	35	±5	27.1	±0.9	

Note. Percent responding are UVAOs who answered the question and who had served as a UVAO prior to the November 4, 2014, election (Q11).  
 NR: Not reportable                      NA: Not applicable

13. Did you receive any of the following types of training in preparing you for performing your UVAO duties?

a. FVAP in-person VAO training workshop

1. Yes

2. No, but I was aware of this training

3. No, and I was not aware of this training

	Percent Responding		Percentages			Max ME	Percentage Aware of This Training		
			1	2	3				
<b>TOTAL</b>	92	±2	42	32	27	±3	73.0	±3.0	
<b>Army</b>	93	±2	51	26	23	±4	77.0	±3.0	
<b>Navy</b>	93	±3	33	42	24	±6	76.0	±5.0	
<b>Marine Corps</b>	84	±6	23	49	27	±9	73.0	±9.0	
<b>Air Force</b>	92	±2	41	27	32	±4	68.0	±4.0	
<b>Coast Guard</b>	100	±0	26	30	44	±13	56.0	±13.0	
<b>EMPLOYMENT STATUS</b>									
<b>Civilian</b>	87	±5	48	37	15	±7	85.0	±5.0	
<b>Military</b>	93	±2	41	31	28	±3	72.0	±3.0	
Enlisted	92	±2	44	28	29	±4	71.0	±4.0	
Officers	93	±2	38	34	27	±4	73.0	±3.0	
<b>SIZE OF UNIT</b>									
<b>Less Than 50</b>	92	±3	42	28	30	±5	70.0	±5.0	
<b>50 to 99</b>	90	±4	44	28	29	±6	71.0	±5.0	
<b>100 to 249</b>	94	±2	40	35	25	±5	75.0	±4.0	
<b>250 or More</b>	93	±2	42	37	21	±5	79.0	±4.0	
<b>LOCATION</b>									
<b>US (Incl. Territories)</b>	91	±2	42	31	27	±3	73.0	±3.0	
<b>Overseas</b>	96	±3	41	34	25	±7	75.0	±6.0	
<b>DURATION OF UVAO ASSIGNMENT</b>									
<b>Less Than 3 Months</b>	87	±6	13	32	55	±9	45.0	±9.0	
<b>3 Months to Less Than 6 Months</b>	92	±3	31	25	43	±6	57.0	±6.0	
<b>6 Months to Less Than 1 Year</b>	92	±3	47	29	24	±4	76.0	±4.0	
<b>1 Year or More</b>	93	±2	45	36	18	±4	82.0	±3.0	
<b>PRIOR UVAO SERVICE</b>									
<b>Prior Service</b>	93	±2	45	36	19	±4	81.0	±4.0	
<b>Non-Prior Service</b>	91	±2	40	29	31	±3	69.0	±3.0	
<b>UVAO TRAINING</b>									
<b>Trained</b>	92	±2	43	32	24	±3	76.0	±2.0	
<b>Not Trained</b>	94	±5	NR	25	75	±13	25.0	±13.0	
<b>AGE</b>									
<b>18 to 24 Years Old</b>	96	±3	49	14	37	±7	63.0	±7.0	
<b>25 to 29 Years Old</b>	92	±3	37	31	33	±6	67.0	±6.0	
<b>30 to 34 Years Old</b>	94	±2	38	34	28	±5	72.0	±5.0	
<b>35 Years Old or More</b>	91	±2	44	34	22	±4	78.0	±3.0	

Note. Percent responding are UVAOs who answered the question. Percentage Aware of This Training includes those who indicated "Yes" or "No, but I was aware of this training."

NR: Not reportable





























13. Did you receive any of the following types of training in preparing you for performing your UVAO duties?

b. FVAP online VAO training module

1. Yes

2. No, but I was aware of this training

3. No, and I was not aware of this training

	Percent Responding		Percentages			Max ME	Percentage Aware of This Training		
			1	2	3				
<b>TOTAL</b>	99	±1	91	6	3	±2	97.0	±1.0	
Army	98	±1	89	7	4	±3	96.0	±2.0	
Navy	98	±2	90	7	4	±5	96.0	±3.0	
Marine Corps	99	±2	95	3	1	±5	99.0	±4.0	
Air Force	100	±1	97	3	1	±2	99.0	±1.0	
Coast Guard	96	±5	50	31	19	±13	81.0	±12.0	
<b>EMPLOYMENT STATUS</b>									
Civilian	96	±4	93	6	1	±4	99.0	±4.0	
Military	99	±1	91	6	3	±2	97.0	±1.0	
Enlisted	98	±2	93	4	3	±3	97.0	±2.0	
Officers	99	±1	89	7	3	±3	97.0	±2.0	
<b>SIZE OF UNIT</b>									
Less Than 50	99	±1	88	8	4	±3	96.0	±2.0	
50 to 99	98	±2	90	7	3	±5	97.0	±3.0	
100 to 249	99	±1	92	5	2	±3	98.0	±2.0	
250 or More	99	±2	94	3	3	±3	97.0	±3.0	
<b>LOCATION</b>									
US (Incl. Territories)	99	±1	91	6	3	±2	97.0	±1.0	
Overseas	98	±3	91	7	2	±6	98.0	±4.0	
<b>DURATION OF UVAO ASSIGNMENT</b>									
Less Than 3 Months	100	±0	84	10	6	±7	94.0	±5.0	
3 Months to Less Than 6 Months	99	±3	90	3	7	±4	93.0	±4.0	
6 Months to Less Than 1 Year	98	±2	88	9	3	±4	97.0	±2.0	
1 Year or More	99	±1	95	4	1	±2	99.0	±1.0	
<b>PRIOR UVAO SERVICE</b>									
Prior Service	99	±1	94	4	1	±2	99.0	±2.0	
Non-Prior Service	98	±1	89	7	4	±3	96.0	±2.0	
<b>UVAO TRAINING</b>									
Trained	99	±1	95	4	1	±2	99.0	±1.0	
Not Trained	99	±2	NR	51	49	±13	51.0	±13.0	
<b>AGE</b>									
18 to 24 Years Old	99	±1	87	7	6	±6	94.0	±5.0	
25 to 29 Years Old	99	±1	92	5	4	±4	96.0	±4.0	
30 to 34 Years Old	100	±1	93	5	2	±3	98.0	±3.0	
35 Years Old or More	98	±2	91	7	2	±3	98.0	±2.0	

Note. Percent responding are UVAOs who answered the question. Percentage Aware of This Training includes those who indicated "Yes" or "No, but I was aware of this training."

NR: Not reportable































13. Did you receive any of the following types of training in preparing you for performing your UVAO duties?

c. Training provided by your military Service

1. Yes

2. No, but I was aware of this training

3. No, and I was not aware of this training

	Percent Responding		Percentages			Max ME	Percentage Aware of This Training		
			1	2	3				
<b>TOTAL</b>	89	±2	42	19	39	±3	61.0	±3.0	
<b>Army</b>	89	±2	42	20	38	±4	62.0	±4.0	
<b>Navy</b>	89	±4	37	21	42	±6	58.0	±6.0	
<b>Marine Corps</b>	84	±6	38	29	33	±9	67.0	±9.0	
<b>Air Force</b>	90	±2	50	12	38	±4	62.0	±4.0	
<b>Coast Guard</b>	96	±5	15	27	58	±13	42.0	±13.0	
<b>EMPLOYMENT STATUS</b>									
<b>Civilian</b>	80	±5	49	21	30	±7	70.0	±7.0	
<b>Military</b>	90	±2	42	19	40	±3	60.0	±3.0	
<b>Enlisted</b>	89	±3	49	16	35	±4	65.0	±4.0	
<b>Officers</b>	91	±2	36	21	43	±4	57.0	±4.0	
<b>SIZE OF UNIT</b>									
<b>Less Than 50</b>	89	±3	41	20	39	±5	61.0	±5.0	
<b>50 to 99</b>	89	±3	47	13	40	±6	60.0	±6.0	
<b>100 to 249</b>	89	±3	41	23	36	±5	64.0	±5.0	
<b>250 or More</b>	90	±3	42	16	42	±5	58.0	±5.0	
<b>LOCATION</b>									
<b>US (Incl. Territories)</b>	88	±2	44	18	38	±3	62.0	±3.0	
<b>Overseas</b>	93	±4	37	21	43	±7	57.0	±7.0	
<b>DURATION OF UVAO ASSIGNMENT</b>									
<b>Less Than 3 Months</b>	87	±5	23	21	57	±9	43.0	±9.0	
<b>3 Months to Less Than 6 Months</b>	90	±4	37	20	43	±6	57.0	±6.0	
<b>6 Months to Less Than 1 Year</b>	90	±3	44	15	41	±4	59.0	±4.0	
<b>1 Year or More</b>	89	±3	45	21	34	±4	66.0	±4.0	
<b>PRIOR UVAO SERVICE</b>									
<b>Prior Service</b>	90	±2	48	22	30	±4	70.0	±4.0	
<b>Non-Prior Service</b>	89	±2	38	17	45	±3	55.0	±3.0	
<b>UVAO TRAINING</b>									
<b>Trained</b>	89	±2	44	18	38	±3	62.0	±3.0	
<b>Not Trained</b>	94	±6	NR	29	71	±14	29.0	±14.0	
<b>AGE</b>									
<b>18 to 24 Years Old</b>	96	±3	46	14	40	±8	60.0	±8.0	
<b>25 to 29 Years Old</b>	90	±4	38	14	48	±6	52.0	±6.0	
<b>30 to 34 Years Old</b>	92	±3	36	22	43	±5	57.0	±5.0	
<b>35 Years Old or More</b>	86	±3	47	20	34	±4	66.0	±4.0	

Note. Percent responding are UVAOs who answered the question. Percentage Aware of This Training includes those who indicated "Yes" or "No, but I was aware of this training."  
 NR: Not reportable

**14. How useful were each of the following types of training in preparing you for performing your UVAO duties?**
**a. FVAP in-person VAO training workshop**

1. Not at all useful
- 
4. Useful

2. Not very useful
- 
5. Very useful

3. Somewhat useful

	Percent Responding		Percentages					Max ME	Percentage Useful/Very Useful		
			1	2	3	4	5				
<b>TOTAL</b>	38	±3	0	2	9	35	54	±4	89.0	±3.0	
Army	47	±4	1	2	10	30	57	±5	87.0	±4.0	
Navy	30	±5	NR	2	2	34	61	±10	95.0	±5.0	
Marine Corps	20	±7	NR	NR	NR	NR	NR		NR		
Air Force	38	±4	1	0	15	42	43	±6	85.0	±5.0	
Coast Guard	26	±11	NR	NR	NR	NR	NR		NR		
<b>EMPLOYMENT STATUS</b>											
Civilian	42	±6	NR	NR	6	24	70	±10	94.0	±6.0	
Military	37	±3	1	2	10	36	52	±4	88.0	±3.0	
Enlisted	39	±4	0	1	7	32	60	±6	92.0	±4.0	
Officers	36	±3	1	2	13	39	45	±5	84.0	±4.0	
<b>SIZE OF UNIT</b>											
Less Than 50	38	±5	1	1	6	41	51	±7	92.0	±4.0	
50 to 99	39	±5	1	2	15	30	52	±8	82.0	±7.0	
100 to 249	37	±4	0	2	8	38	52	±7	90.0	±5.0	
250 or More	39	±5	0	1	10	27	62	±7	89.0	±4.0	
<b>LOCATION</b>											
US (Incl. Territories)	38	±3	0	1	10	36	52	±4	88.0	±3.0	
Overseas	39	±6	1	1	7	32	60	±9	92.0	±5.0	
<b>DURATION OF UVAO ASSIGNMENT</b>											
Less Than 3 Months	11	±5	NR	NR	6	NR	NR	±14	88.0	±16.0	
3 Months to Less Than 6 Months	29	±5	NR	NR	16	40	44	±10	84.0	±8.0	
6 Months to Less Than 1 Year	43	±4	0	2	11	34	53	±6	87.0	±4.0	
1 Year or More	41	±4	1	1	7	34	58	±5	91.0	±3.0	
<b>PRIOR UVAO SERVICE</b>											
Prior Service	41	±4	1	3	7	32	57	±6	89.0	±4.0	
Non-Prior Service	36	±3	0	1	11	36	52	±5	88.0	±3.0	
<b>UVAO TRAINING</b>											
Trained	40	±3	0	2	9	35	54	±4	89.0	±3.0	
Not Trained	NA		NA	NA	NA	NA	NA		NA		
<b>AGE</b>											
18 to 24 Years Old	46	±7	NR	2	23	40	35	±11	74.0	±10.0	
25 to 29 Years Old	34	±5	0	2	12	43	42	±9	86.0	±7.0	
30 to 34 Years Old	35	±5	1	1	12	34	51	±8	85.0	±6.0	
35 Years Old or More	40	±3	0	1	5	31	63	±5	94.0	±3.0	

Note: Percent responding are UVAOs who answered the question and who received this specific type of training to prepare them for performing their UVAO duties (Q13).  
 NR: Not reportable    NA: Not applicable

14. How useful were each of the following types of training in preparing you for performing your UVAO duties?  
 b. FVAP online VAO training module

1. Not at all useful                      2. Not very useful                      3. Somewhat useful  
 4. Useful                                      5. Very useful






























	Percent Responding		Percentages					Max ME	Percentage Useful/Very Useful		
			1	2	3	4	5				
<b>TOTAL</b>	90	±2	1	3	14	44	39	±3	83.0	±2.0	
Army	87	±3	0	3	15	40	42	±4	81.0	±3.0	
Navy	88	±4	0	3	10	42	45	±6	87.0	±5.0	
Marine Corps	94	±4	1	5	13	52	28	±9	80.0	±8.0	
Air Force	96	±2	1	2	17	48	32	±4	81.0	±3.0	
Coast Guard	48	±13	NR	NR	NR	NR	NR		NR		
<b>EMPLOYMENT STATUS</b>											
Civilian	89	±5	0	2	8	38	52	±7	90.0	±5.0	
Military	90	±2	1	3	15	44	37	±3	82.0	±2.0	
Enlisted	92	±3	1	1	13	40	44	±4	84.0	±3.0	
Officers	88	±3	1	4	16	48	32	±4	80.0	±3.0	
<b>SIZE OF UNIT</b>											
Less Than 50	87	±3	1	2	13	44	41	±5	85.0	±4.0	
50 to 99	88	±4	2	4	15	47	32	±5	79.0	±5.0	
100 to 249	91	±3	0	2	16	44	37	±5	81.0	±4.0	
250 or More	93	±3	0	3	11	41	44	±5	85.0	±3.0	
<b>LOCATION</b>											
US (Incl. Territories)	90	±2	1	3	14	44	39	±3	82.0	±2.0	
Overseas	90	±5	1	3	12	44	40	±7	84.0	±5.0	
<b>DURATION OF UVAO ASSIGNMENT</b>											
Less Than 3 Months	84	±6	2	3	17	42	35	±9	77.0	±9.0	
3 Months to Less Than 6 Months	89	±4	0	4	17	42	36	±6	78.0	±5.0	
6 Months to Less Than 1 Year	85	±4	1	2	16	44	37	±4	82.0	±3.0	
1 Year or More	94	±2	1	3	11	44	42	±4	85.0	±3.0	
<b>PRIOR UVAO SERVICE</b>											
Prior Service	93	±2	1	2	9	42	45	±4	88.0	±3.0	
Non-Prior Service	87	±3	1	3	17	44	35	±3	79.0	±3.0	
<b>UVAO TRAINING</b>											
Trained	93	±2	1	3	14	44	39	±3	83.0	±2.0	
Not Trained	NA		NA	NA	NA	NA	NA		NA		
<b>AGE</b>											
18 to 24 Years Old	86	±5	1	6	26	48	19	±8	67.0	±8.0	
25 to 29 Years Old	91	±3	1	4	20	48	26	±6	74.0	±5.0	
30 to 34 Years Old	93	±3	1	3	16	42	38	±5	79.0	±4.0	
35 Years Old or More	89	±3	0	1	9	42	47	±4	90.0	±3.0	

Note. Percent responding are UVAOs who answered the question and who received this specific type of training to prepare them for performing their UVAO duties (Q13).  
 NR: Not reportable                      NA: Not applicable

## 14. How useful were each of the following types of training in preparing you for performing your UVAO duties?

## c. Training provided by your military Service

1. Not at all useful                      2. Not very useful                      3. Somewhat useful  
4. Useful                                      5. Very useful

	Percent Responding		Percentages					Max ME	Percentage Useful/Very Useful		
			1	2	3	4	5				
<b>TOTAL</b>	37	±3	1	2	14	44	39	±4	83.0	±3.0	
Army	38	±4	1	2	12	46	39	±6	85.0	±5.0	
Navy	32	±5	0	2	14	41	43	±10	84.0	±8.0	
Marine Corps	32	±8	4	NR	11	43	43	±14	86.0	±13.0	
Air Force	45	±4	1	2	14	45	37	±5	82.0	±5.0	
Coast Guard	15	±9	NR	NR	NR	NR	NR		NR		
<b>EMPLOYMENT STATUS</b>											
Civilian	39	±6	1	NR	12	39	48	±11	87.0	±8.0	
Military	37	±3	1	2	14	45	38	±4	83.0	±3.0	
Enlisted	43	±4	2	1	10	42	46	±6	87.0	±4.0	
Officers	33	±3	0	3	18	48	30	±6	78.0	±5.0	
<b>SIZE OF UNIT</b>											
Less Than 50	35	±5	2	2	15	41	40	±8	82.0	±6.0	
50 to 99	41	±5	1	2	17	45	34	±8	79.0	±7.0	
100 to 249	36	±4	0	3	11	52	34	±7	85.0	±6.0	
250 or More	38	±5	1	1	11	37	50	±7	88.0	±6.0	
<b>LOCATION</b>											
US (Incl. Territories)	38	±3	1	2	14	44	39	±4	83.0	±3.0	
Overseas	34	±6	1	2	11	47	39	±10	86.0	±9.0	
<b>DURATION OF UVAO ASSIGNMENT</b>											
Less Than 3 Months	20	±6	10	NR	7	NR	33	±17	83.0	±15.0	
3 Months to Less Than 6 Months	33	±5	0	5	18	35	42	±9	78.0	±8.0	
6 Months to Less Than 1 Year	39	±4	0	2	11	46	41	±6	86.0	±5.0	
1 Year or More	40	±4	1	1	15	45	38	±6	83.0	±5.0	
<b>PRIOR UVAO SERVICE</b>											
Prior Service	43	±4	2	1	13	45	39	±6	85.0	±5.0	
Non-Prior Service	34	±3	1	3	14	43	39	±5	82.0	±4.0	
<b>UVAO TRAINING</b>											
Trained	39	±3	1	2	14	44	39	±4	83.0	±3.0	
Not Trained	NA		NA	NA	NA	NA	NA		NA		
<b>AGE</b>											
18 to 24 Years Old	44	±7	2	4	31	44	19	±11	63.0	±11.0	
25 to 29 Years Old	34	±5	2	5	14	54	25	±8	79.0	±8.0	
30 to 34 Years Old	33	±5	2	1	14	43	41	±8	84.0	±7.0	
35 Years Old or More	40	±3	0	1	10	42	46	±5	88.0	±4.0	

Note: Percent responding are UVAOs who answered the question and who received this specific type of training to prepare them for performing their UVAO duties (Q13).  
NR: Not reportable                      NA: Not applicable

## 15. If given a choice, which type of training would you prefer?

1. FVAP in-person VAO training workshop






























2. FVAP online VAO training module

	Percent Responding		Percentages		Max ME
			1	2	
<b>TOTAL</b>	100	±1	59	41	±3
Army	100	±1	66	34	±4
Navy	100	±0	54	46	±6
Marine Corps	100	±0	57	43	±8
Air Force	100	±0	55	45	±4
Coast Guard	100	±0	56	44	±13
<b>EMPLOYMENT STATUS</b>					
Civilian	100	±1	59	41	±7
Military	100	±0	59	41	±3
Enlisted	100	±0	65	35	±4
Officers	100	±0	54	46	±4
<b>SIZE OF UNIT</b>					
Less Than 50	100	±0	58	42	±5
50 to 99	100	±0	57	43	±5
100 to 249	100	±0	60	40	±4
250 or More	100	±1	61	39	±5
<b>LOCATION</b>					
US (Incl. Territories)	100	±1	57	43	±3
Overseas	100	±0	66	34	±6
<b>DURATION OF UVAO ASSIGNMENT</b>					
Less Than 3 Months	100	±0	59	41	±8
3 Months to Less Than 6 Months	100	±0	62	38	±6
6 Months to Less Than 1 Year	100	±0	61	39	±4
1 Year or More	100	±0	57	43	±4
<b>PRIOR UVAO SERVICE</b>					
Prior Service	100	±0	58	42	±4
Non-Prior Service	100	±0	60	40	±3
<b>UVAO TRAINING</b>					
Trained	100	±0	59	41	±3
Not Trained	99	±2	56	44	±13
<b>AGE</b>					
18 to 24 Years Old	100	±0	56	44	±7
25 to 29 Years Old	100	±0	58	42	±6
30 to 34 Years Old	100	±0	60	40	±5
35 Years Old or More	100	±1	60	40	±3

Note. Percent responding are UVAOs who answered the question.

**16. Given your operational constraints, including budget and scheduling, how far would you be willing to travel to participate in an in-person VAO training workshop?**

- 1. Less than 15 miles
- 2. Between 15 and 29 miles
- 3. Between 30 and 59 miles
- 4. Between 60 and 99 miles
- 5. More than 100 miles

	Percent Responding		Percentages					Max ME	Percentage Willing to Travel 15 Miles or More		
			1	2	3	4	5				
<b>TOTAL</b>	59	±3	26	25	22	8	20	±3	74.0	±3.0	
Army	66	±4	28	23	22	7	21	±4	72.0	±4.0	
Navy	54	±6	16	26	27	9	21	±8	84.0	±7.0	
Marine Corps	57	±8	24	26	16	12	22	±10	76.0	±10.0	
Air Force	55	±4	31	27	16	8	17	±5	69.0	±5.0	
Coast Guard	56	±13	20	27	NR	NR	NR	±17	80.0	±17.0	
<b>EMPLOYMENT STATUS</b>											
Civilian	59	±6	18	18	22	12	30	±7	82.0	±7.0	
Military	59	±3	26	26	22	7	19	±3	74.0	±3.0	
Enlisted	65	±4	19	29	22	6	24	±5	81.0	±4.0	
Officers	54	±4	33	23	21	9	13	±5	67.0	±5.0	
<b>SIZE OF UNIT</b>											
Less Than 50	58	±5	26	26	17	7	24	±6	74.0	±6.0	
50 to 99	57	±5	28	22	20	9	21	±7	72.0	±7.0	
100 to 249	60	±4	25	24	27	8	16	±5	75.0	±5.0	
250 or More	61	±5	24	28	21	8	19	±6	76.0	±6.0	
<b>LOCATION</b>											
US (Incl. Territories)	57	±3	25	24	22	8	21	±3	75.0	±3.0	
Overseas	66	±6	27	30	19	6	18	±8	73.0	±7.0	
<b>DURATION OF UVAO ASSIGNMENT</b>											
Less Than 3 Months	59	±8	25	29	18	5	24	±10	75.0	±10.0	
3 Months to Less Than 6 Months	62	±5	31	29	18	5	18	±7	69.0	±6.0	
6 Months to Less Than 1 Year	61	±4	30	25	22	6	17	±5	70.0	±5.0	
1 Year or More	57	±4	20	24	23	11	22	±5	80.0	±4.0	
<b>PRIOR UVAO SERVICE</b>											
Prior Service	58	±4	23	24	21	9	22	±5	77.0	±5.0	
Non-Prior Service	60	±3	27	26	22	7	19	±4	73.0	±4.0	
<b>UVAO TRAINING</b>											
Trained	59	±3	26	25	21	8	20	±3	74.0	±3.0	
Not Trained	56	±13	20	22	NR	NR	24	±18	80.0	±13.0	
<b>AGE</b>											
18 to 24 Years Old	56	±7	48	26	8	9	9	±10	52.0	±10.0	
25 to 29 Years Old	57	±6	35	24	19	10	13	±7	65.0	±7.0	
30 to 34 Years Old	60	±5	25	28	23	6	18	±6	75.0	±6.0	
35 Years Old or More	60	±3	19	24	24	8	24	±4	81.0	±4.0	

Note. Percent responding are UVAOs who answered the question and who indicated they prefer an FVAP in-person VAO training workshop (Q15).  
 NR: Not reportable

**17. You indicated that you would prefer the FVAP in-person VAO training workshop. Please select the reasons that best explain why you prefer this option. Constructed from Q15 and Q17.**

- a. Learning style (e.g., preference for in-person versus online training)
- b. Quality of information
- c. Pace of learning (e.g., traditional classroom instruction/instructor-led training versus self-paced learning)
- d. Scheduling/convenience
- e. Access to instructor for in-person discussion and real-time responses to questions

	Percent Responding		Percentages					Max ME
			a	b	c	d	e	
<b>TOTAL</b>	59	±3	80	55	28	14	81	±3
<b>Army</b>	66	±4	79	54	29	18	77	±4
<b>Navy</b>	54	±6	79	57	30	14	84	±8
<b>Marine Corps</b>	57	±8	76	54	22	10	74	±11
<b>Air Force</b>	55	±4	82	56	28	10	87	±5
<b>Coast Guard</b>	56	±13	87	NR	13	NR	73	±17
<b>EMPLOYMENT STATUS</b>								
<b>Civilian</b>	59	±6	73	48	28	12	82	±8
<b>Military</b>	59	±3	80	56	29	14	81	±4
Enlisted	65	±4	80	55	32	15	80	±5
Officers	54	±4	80	57	25	13	82	±5
<b>SIZE OF UNIT</b>								
<b>Less Than 50</b>	58	±5	82	55	32	14	79	±6
<b>50 to 99</b>	57	±5	77	54	25	14	78	±7
<b>100 to 249</b>	60	±4	78	54	26	13	81	±6
<b>250 or More</b>	61	±5	81	59	30	15	88	±6
<b>LOCATION</b>								
<b>US (Incl. Territories)</b>	57	±3	79	55	28	13	79	±3
<b>Overseas</b>	66	±6	82	57	30	17	89	±8
<b>DURATION OF UVAO ASSIGNMENT</b>								
<b>Less Than 3 Months</b>	59	±8	74	57	23	17	76	±10
<b>3 Months to Less Than 6 Months</b>	62	±5	80	60	26	16	77	±7
<b>6 Months to Less Than 1 Year</b>	61	±4	78	52	26	14	84	±5
<b>1 Year or More</b>	57	±4	81	56	32	13	82	±5
<b>PRIOR UVAO SERVICE</b>								
<b>Prior Service</b>	58	±4	80	57	33	16	82	±5
<b>Non-Prior Service</b>	60	±3	79	54	25	13	81	±4
<b>UVAO TRAINING</b>								
<b>Trained</b>	59	±3	79	55	28	13	81	±3
<b>Not Trained</b>	56	±13	89	68	31	NR	85	±18
<b>AGE</b>								
<b>18 to 24 Years Old</b>	56	±7	78	61	25	13	78	±10
<b>25 to 29 Years Old</b>	57	±6	78	66	31	16	80	±7
<b>30 to 34 Years Old</b>	60	±5	79	55	28	14	81	±7
<b>35 Years Old or More</b>	60	±3	81	51	29	14	82	±4

Note. Percent responding are UVAOs who answered the question and who indicated they prefer an FVAP in-person VAO training workshop (Q15).  
 NR: Not reportable

**17. You indicated that you would prefer the FVAP online VAO training module. Please select the reasons that best explain why you prefer this option. Constructed from Q15 and Q17.**

- a. Learning style (e.g., preference for in-person versus online training)
- b. Quality of information
- c. Pace of learning (e.g., traditional classroom instruction/instructor-led training versus self-paced learning)
- d. Scheduling/convenience
- e. Access to instructor for in-person discussion and real-time responses to questions

	Percent Responding		Percentages					Max ME
			a	b	c	d	e	
<b>TOTAL</b>	41	±3	35	21	55	87	5	±4
Army	34	±4	33	25	57	84	5	±6
Navy	46	±6	29	21	51	92	4	±8
Marine Corps	43	±8	49	14	51	81	3	±12
Air Force	44	±4	41	18	61	87	5	±5
Coast Guard	44	±13	NR	NR	NR	NR	NR	
<b>EMPLOYMENT STATUS</b>								
Civilian	41	±6	25	24	60	90	2	±11
Military	41	±3	36	20	55	87	5	±4
Enlisted	35	±4	37	21	52	85	6	±6
Officers	46	±4	36	20	56	89	4	±5
<b>SIZE OF UNIT</b>								
Less Than 50	42	±5	31	20	50	85	6	±7
50 to 99	43	±5	37	18	56	86	3	±8
100 to 249	40	±4	39	22	55	91	2	±7
250 or More	38	±5	33	23	61	86	7	±7
<b>LOCATION</b>								
US (Incl. Territories)	43	±3	35	21	54	87	4	±4
Overseas	34	±6	35	19	60	88	7	±11
<b>DURATION OF UVAO ASSIGNMENT</b>								
Less Than 3 Months	41	±8	39	15	52	87	NR	±12
3 Months to Less Than 6 Months	38	±5	27	18	59	93	2	±9
6 Months to Less Than 1 Year	39	±4	34	23	58	83	7	±7
1 Year or More	43	±4	38	21	53	89	4	±6
<b>PRIOR UVAO SERVICE</b>								
Prior Service	42	±4	37	20	54	90	4	±6
Non-Prior Service	40	±3	34	22	57	86	5	±5
<b>UVAO TRAINING</b>								
Trained	41	±3	35	21	56	88	5	±4
Not Trained	43	±12	28	12	NR	76	NR	±18
<b>AGE</b>								
18 to 24 Years Old	44	±7	47	23	64	82	6	±12
25 to 29 Years Old	42	±6	35	21	59	92	3	±8
30 to 34 Years Old	40	±5	40	19	56	89	6	±8
35 Years Old or More	40	±3	30	22	52	86	4	±5

Note. Percent responding are UVAOs who answered the question and who indicated they prefer an FVAP online VAO training module (Q15).  
NR: Not reportable



**18. If FVAP offered online UVAO forums featuring Q&A sessions to provide real-time information and answers to your questions, how likely are you to participate in it in the future?**

1. Very unlikely  
 2. Unlikely  
 3. Neither likely nor unlikely  
 4. Likely  
 5. Very likely

	Percent Responding		Percentages					Max ME	Percentage Likely/Very Likely		
			1	2	3	4	5				
<b>TOTAL</b>	100	±1	6	11	22	40	21	±3	61.0	±3.0	
<b>Army</b>	100	±1	7	11	21	37	25	±4	62.0	±4.0	
<b>Navy</b>	99	±1	6	8	21	45	20	±6	64.0	±6.0	
<b>Marine Corps</b>	99	±2	8	21	24	33	14	±8	47.0	±8.0	
<b>Air Force</b>	100	±1	6	13	23	40	18	±4	58.0	±4.0	
<b>Coast Guard</b>	100	±0	4	7	30	52	7	±13	59.0	±13.0	
<b>EMPLOYMENT STATUS</b>											
<b>Civilian</b>	99	±1	3	9	20	38	31	±6	69.0	±6.0	
<b>Military</b>	100	±1	7	11	22	40	19	±3	60.0	±3.0	
<b>Enlisted</b>	100	±1	4	8	19	43	25	±4	68.0	±4.0	
<b>Officers</b>	100	±1	9	14	24	38	14	±4	53.0	±4.0	
<b>SIZE OF UNIT</b>											
<b>Less Than 50</b>	99	±1	7	10	27	36	21	±5	57.0	±5.0	
<b>50 to 99</b>	100	±0	7	11	22	42	18	±5	60.0	±5.0	
<b>100 to 249</b>	100	±1	7	12	19	42	20	±4	63.0	±4.0	
<b>250 or More</b>	100	±1	5	13	19	41	22	±5	64.0	±5.0	
<b>LOCATION</b>											
<b>US (Incl. Territories)</b>	100	±1	6	10	23	39	21	±3	60.0	±3.0	
<b>Overseas</b>	100	±0	7	14	16	43	20	±6	63.0	±6.0	
<b>DURATION OF UVAO ASSIGNMENT</b>											
<b>Less Than 3 Months</b>	100	±0	9	11	23	46	10	±8	56.0	±8.0	
<b>3 Months to Less Than 6 Months</b>	100	±0	8	14	24	38	17	±5	55.0	±6.0	
<b>6 Months to Less Than 1 Year</b>	99	±1	7	11	22	40	20	±4	60.0	±4.0	
<b>1 Year or More</b>	100	±1	5	11	20	40	24	±4	64.0	±4.0	
<b>PRIOR UVAO SERVICE</b>											
<b>Prior Service</b>	100	±1	5	10	19	40	27	±4	67.0	±4.0	
<b>Non-Prior Service</b>	100	±1	7	12	24	40	17	±3	57.0	±3.0	
<b>UVAO TRAINING</b>											
<b>Trained</b>	100	±1	6	11	22	41	21	±3	61.0	±3.0	
<b>Not Trained</b>	99	±2	16	11	21	33	19	±13	52.0	±13.0	
<b>AGE</b>											
<b>18 to 24 Years Old</b>	100	±0	9	17	22	38	14	±7	52.0	±7.0	
<b>25 to 29 Years Old</b>	100	±0	10	15	27	38	10	±6	48.0	±6.0	
<b>30 to 34 Years Old</b>	100	±0	6	10	24	41	19	±5	60.0	±5.0	
<b>35 Years Old or More</b>	99	±1	5	10	19	41	26	±4	67.0	±3.0	

Note. Percent responding are UVAOs who answered the question.

19. Using the scale below, evaluate your voter assistance knowledge in each of the following topic areas.

a. Defining your Voting Assistance Program (i.e., your duties and responsibilities as a UVAO)

1. Poor  
4. Good  
2. Fair  
5. Excellent  
3. Average

	Percent Responding		Percentages					Max ME	Average Knowledge		
			1	2	3	4	5				
<b>TOTAL</b>	99	±1	1	3	20	44	32	±3	4.0	±0.1	
Army	99	±1	1	4	21	43	31	±4	4.0	±0.1	
Navy	98	±2	1	3	18	42	37	±6	4.1	±0.1	
Marine Corps	100	±0	0	6	16	43	36	±8	4.1	±0.2	
Air Force	98	±1	1	2	20	47	29	±4	4.0	±0.1	
Coast Guard	100	±0	NR	11	37	33	19	±13	3.6	±0.3	
<b>EMPLOYMENT STATUS</b>											
Civilian	98	±2	1	1	11	42	45	±7	4.3	±0.1	
Military	99	±1	1	4	21	44	31	±3	4.0	±0.1	
Enlisted	99	±1	1	3	20	43	33	±4	4.0	±0.1	
Officers	99	±1	1	4	22	44	29	±4	4.0	±0.1	
<b>SIZE OF UNIT</b>											
Less Than 50	98	±2	1	2	25	44	29	±5	4.0	±0.1	
50 to 99	99	±2	0	5	20	45	30	±5	4.0	±0.1	
100 to 249	99	±1	2	3	20	45	30	±4	4.0	±0.1	
250 or More	100	±1	0	5	14	40	41	±5	4.2	±0.1	
<b>LOCATION</b>											
US (Incl. Territories)	99	±1	1	3	20	44	32	±3	4.0	±0.1	
Overseas	100	±1	0	5	19	42	34	±6	4.0	±0.2	
<b>DURATION OF UVAO ASSIGNMENT</b>											
Less Than 3 Months	99	±2	3	5	36	38	18	±8	3.6	±0.2	
3 Months to Less Than 6 Months	99	±2	1	6	28	43	22	±5	3.8	±0.1	
6 Months to Less Than 1 Year	99	±1	1	3	23	44	29	±4	4.0	±0.1	
1 Year or More	99	±1	0	2	12	44	41	±4	4.2	±0.1	
<b>PRIOR UVAO SERVICE</b>											
Prior Service	98	±1	1	2	12	45	41	±4	4.2	±0.1	
Non-Prior Service	99	±1	1	4	25	43	27	±3	3.9	±0.1	
<b>UVAO TRAINING</b>											
Trained	99	±1	1	3	19	44	33	±3	4.1	±0.1	
Not Trained	100	±0	6	7	44	34	9	±14	3.3	±0.3	
<b>AGE</b>											
18 to 24 Years Old	100	±0	3	8	26	42	20	±7	3.7	±0.2	
25 to 29 Years Old	99	±1	0	4	27	44	24	±6	3.9	±0.1	
30 to 34 Years Old	99	±1	1	4	19	42	35	±5	4.1	±0.1	
35 Years Old or More	99	±1	1	2	17	45	36	±4	4.1	±0.1	

Note: Percent responding are UVAOs who answered the question.  
NR: Not reportable

19. Using the scale below, evaluate your voter assistance knowledge in each of the following topic areas.

b. Understanding voting laws (e.g., the UOCAVA)

1. Poor  
4. Good

2. Fair  
5. Excellent

3. Average

	Percent Responding		Percentages					Max ME	Average Knowledge		
			1	2	3	4	5				
<b>TOTAL</b>	100	±1	3	7	30	43	17	±3	3.7	±0.1	
Army	99	±1	2	8	31	41	18	±4	3.7	±0.1	
Navy	99	±1	2	6	25	47	20	±6	3.8	±0.2	
Marine Corps	100	±0	2	7	32	46	13	±8	3.6	±0.2	
Air Force	100	±0	3	6	34	42	15	±4	3.6	±0.1	
Coast Guard	96	±5	12	19	42	15	12	±13	3.0	±0.3	
<b>EMPLOYMENT STATUS</b>											
Civilian	100	±0	1	5	22	47	26	±6	3.9	±0.2	
Military	99	±1	3	7	31	42	16	±3	3.6	±0.1	
Enlisted	99	±1	3	6	31	43	17	±4	3.7	±0.1	
Officers	99	±1	3	8	31	42	16	±4	3.6	±0.1	
<b>SIZE OF UNIT</b>											
Less Than 50	100	±1	4	6	34	40	17	±5	3.6	±0.1	
50 to 99	99	±1	2	9	32	41	16	±5	3.6	±0.1	
100 to 249	99	±1	2	7	32	43	17	±4	3.7	±0.1	
250 or More	100	±1	2	7	22	49	20	±5	3.8	±0.1	
<b>LOCATION</b>											
US (Incl. Territories)	99	±1	2	7	31	42	17	±3	3.7	±0.1	
Overseas	100	±0	4	7	24	46	18	±6	3.7	±0.2	
<b>DURATION OF UVAO ASSIGNMENT</b>											
Less Than 3 Months	97	±3	6	15	32	36	10	±8	3.3	±0.2	
3 Months to Less Than 6 Months	100	±0	3	11	39	34	13	±5	3.4	±0.2	
6 Months to Less Than 1 Year	100	±1	2	8	32	44	13	±4	3.6	±0.1	
1 Year or More	100	±1	2	4	25	46	23	±4	3.8	±0.1	
<b>PRIOR UVAO SERVICE</b>											
Prior Service	100	±1	2	3	26	46	24	±4	3.9	±0.1	
Non-Prior Service	99	±1	3	10	33	41	13	±3	3.5	±0.1	
<b>UVAO TRAINING</b>											
Trained	100	±1	2	7	30	44	18	±3	3.7	±0.1	
Not Trained	99	±2	10	9	46	26	8	±14	3.1	±0.3	
<b>AGE</b>											
18 to 24 Years Old	98	±3	4	14	34	38	10	±8	3.4	±0.2	
25 to 29 Years Old	100	±1	3	9	39	38	10	±5	3.4	±0.2	
30 to 34 Years Old	100	±1	3	7	31	42	17	±5	3.6	±0.1	
35 Years Old or More	100	±1	2	5	26	46	21	±4	3.8	±0.1	

Note. Percent responding are UVAOs who answered the question.

19. Using the scale below, evaluate your voter assistance knowledge in each of the following topic areas.

c. Determining who is an eligible UOCAVA voter

1. Poor  
4. Good

2. Fair  
5. Excellent

3. Average

	Percent Responding		Percentages					Max ME	Average Knowledge		
			1	2	3	4	5				
<b>TOTAL</b>	97	±1	2	6	22	42	28	±3	3.9	±0.1	
Army	97	±2	3	7	23	40	27	±4	3.8	±0.1	
Navy	97	±2	1	5	19	45	30	±6	4.0	±0.1	
Marine Corps	100	±0	1	7	23	44	25	±8	3.9	±0.2	
Air Force	97	±2	2	5	22	41	29	±4	3.9	±0.1	
Coast Guard	100	±0	11	15	41	19	15	±13	3.1	±0.3	
<b>EMPLOYMENT STATUS</b>											
Civilian	97	±2	2	4	13	44	36	±7	4.1	±0.2	
Military	97	±1	2	6	23	41	27	±3	3.9	±0.1	
Enlisted	97	±2	2	5	24	40	29	±4	3.9	±0.1	
Officers	98	±1	2	7	22	43	26	±4	3.8	±0.1	
<b>SIZE OF UNIT</b>											
Less Than 50	97	±2	2	4	26	41	26	±5	3.8	±0.1	
50 to 99	97	±2	2	8	23	40	27	±6	3.8	±0.1	
100 to 249	97	±2	2	6	21	44	27	±5	3.9	±0.1	
250 or More	98	±1	1	5	19	41	33	±5	4.0	±0.1	
<b>LOCATION</b>											
US (Incl. Territories)	97	±1	2	6	23	41	28	±3	3.9	±0.1	
Overseas	98	±2	2	5	18	45	30	±7	4.0	±0.2	
<b>DURATION OF UVAO ASSIGNMENT</b>											
Less Than 3 Months	98	±2	6	6	30	40	17	±8	3.6	±0.2	
3 Months to Less Than 6 Months	97	±2	1	10	31	39	20	±6	3.7	±0.1	
6 Months to Less Than 1 Year	97	±2	3	7	22	41	26	±4	3.8	±0.1	
1 Year or More	97	±1	1	4	17	43	34	±4	4.1	±0.1	
<b>PRIOR UVAO SERVICE</b>											
Prior Service	98	±2	2	3	17	44	34	±4	4.1	±0.1	
Non-Prior Service	97	±1	2	8	25	40	24	±3	3.8	±0.1	
<b>UVAO TRAINING</b>											
Trained	97	±1	2	6	21	42	29	±3	3.9	±0.1	
Not Trained	100	±0	11	6	43	37	3	±14	3.2	±0.3	
<b>AGE</b>											
18 to 24 Years Old	98	±2	4	13	31	37	15	±7	3.5	±0.2	
25 to 29 Years Old	97	±2	3	6	29	38	23	±6	3.7	±0.2	
30 to 34 Years Old	98	±2	2	6	21	45	26	±5	3.9	±0.1	
35 Years Old or More	97	±1	1	5	19	42	33	±4	4.0	±0.1	

Note. Percent responding are UVAOs who answered the question.

19. Using the scale below, evaluate your voter assistance knowledge in each of the following topic areas.

d. Using the VAG

1. Poor  
4. Good

2. Fair  
5. Excellent

3. Average

	Percent Responding		Percentages					Max ME	Average Knowledge		
			1	2	3	4	5				
<b>TOTAL</b>	97	±1	1	4	19	43	33	±3	4.0	±0.1	
Army	95	±2	1	4	20	42	34	±4	4.0	±0.1	
Navy	97	±2	1	4	16	42	36	±6	4.1	±0.1	
Marine Corps	98	±3	1	1	20	48	29	±8	4.0	±0.2	
Air Force	98	±1	2	3	20	47	29	±4	4.0	±0.1	
Coast Guard	100	±0	NR	11	48	22	19	±13	3.5	±0.3	
<b>EMPLOYMENT STATUS</b>											
Civilian	97	±2	0	3	12	41	44	±7	4.3	±0.1	
Military	96	±1	1	4	20	43	32	±3	4.0	±0.1	
Enlisted	95	±2	1	3	19	43	34	±4	4.1	±0.1	
Officers	98	±2	1	4	21	44	30	±4	4.0	±0.1	
<b>SIZE OF UNIT</b>											
Less Than 50	97	±2	1	2	23	43	30	±5	4.0	±0.1	
50 to 99	97	±2	0	7	20	42	30	±6	4.0	±0.1	
100 to 249	96	±2	1	4	17	46	33	±4	4.1	±0.1	
250 or More	97	±2	2	1	16	40	40	±5	4.1	±0.1	
<b>LOCATION</b>											
US (Incl. Territories)	96	±1	1	4	19	44	33	±3	4.0	±0.1	
Overseas	97	±3	1	4	19	42	35	±6	4.0	±0.2	
<b>DURATION OF UVAO ASSIGNMENT</b>											
Less Than 3 Months	98	±2	3	4	38	39	16	±8	3.6	±0.2	
3 Months to Less Than 6 Months	96	±2	0	5	29	40	25	±6	3.9	±0.1	
6 Months to Less Than 1 Year	97	±2	1	4	18	46	30	±4	4.0	±0.1	
1 Year or More	96	±2	1	3	14	43	40	±4	4.2	±0.1	
<b>PRIOR UVAO SERVICE</b>											
Prior Service	97	±2	1	2	12	45	40	±4	4.2	±0.1	
Non-Prior Service	96	±2	1	5	23	42	29	±3	3.9	±0.1	
<b>UVAO TRAINING</b>											
Trained	96	±1	1	4	18	44	34	±3	4.1	±0.1	
Not Trained	100	±0	4	6	52	30	8	±14	3.3	±0.2	
<b>AGE</b>											
18 to 24 Years Old	99	±2	2	10	27	38	23	±7	3.7	±0.2	
25 to 29 Years Old	98	±2	1	5	27	41	26	±6	3.9	±0.1	
30 to 34 Years Old	96	±2	2	2	17	45	34	±5	4.1	±0.1	
35 Years Old or More	96	±2	1	3	16	44	37	±4	4.1	±0.1	

Note. Percent responding are UVAOs who answered the question.  
NR: Not reportable

19. Using the scale below, evaluate your voter assistance knowledge in each of the following topic areas.

e. Using the FPCA to register and request a ballot

1. Poor  
4. Good

2. Fair  
5. Excellent

3. Average

	Percent Responding		Percentages					Max ME	Average Knowledge		
			1	2	3	4	5				
<b>TOTAL</b>	97	±1	1	4	19	42	33	±3	4.0	±0.1	
Army	97	±2	1	5	22	39	32	±4	4.0	±0.1	
Navy	98	±2	2	4	15	41	38	±6	4.1	±0.2	
Marine Corps	97	±3	1	2	13	51	32	±8	4.1	±0.2	
Air Force	98	±2	1	4	21	45	29	±4	4.0	±0.1	
Coast Guard	96	±5	NR	15	35	23	27	±13	3.6	±0.3	
<b>EMPLOYMENT STATUS</b>											
Civilian	96	±3	0	3	14	42	41	±7	4.2	±0.1	
Military	97	±1	2	5	20	42	32	±3	4.0	±0.1	
Enlisted	97	±2	2	5	20	39	34	±4	4.0	±0.1	
Officers	98	±1	1	4	20	45	30	±4	4.0	±0.1	
<b>SIZE OF UNIT</b>											
Less Than 50	97	±2	2	5	22	42	29	±5	3.9	±0.1	
50 to 99	97	±2	1	7	19	46	27	±5	3.9	±0.1	
100 to 249	97	±2	1	3	20	42	34	±4	4.0	±0.1	
250 or More	98	±2	2	3	15	38	42	±5	4.1	±0.1	
<b>LOCATION</b>											
US (Incl. Territories)	97	±1	1	5	19	42	32	±3	4.0	±0.1	
Overseas	99	±1	3	2	19	40	36	±7	4.0	±0.2	
<b>DURATION OF UVAO ASSIGNMENT</b>											
Less Than 3 Months	98	±3	4	8	33	35	20	±8	3.6	±0.2	
3 Months to Less Than 6 Months	98	±2	1	7	28	40	24	±6	3.8	±0.1	
6 Months to Less Than 1 Year	97	±2	1	5	19	45	30	±4	4.0	±0.1	
1 Year or More	97	±1	1	3	14	41	40	±4	4.2	±0.1	
<b>PRIOR UVAO SERVICE</b>											
Prior Service	97	±2	1	2	13	44	40	±4	4.2	±0.1	
Non-Prior Service	97	±1	2	6	23	41	29	±3	3.9	±0.1	
<b>UVAO TRAINING</b>											
Trained	97	±1	1	4	18	43	34	±3	4.0	±0.1	
Not Trained	100	±0	6	10	48	27	8	±14	3.2	±0.3	
<b>AGE</b>											
18 to 24 Years Old	98	±2	3	8	26	43	21	±8	3.7	±0.2	
25 to 29 Years Old	98	±2	2	4	27	41	26	±6	3.9	±0.2	
30 to 34 Years Old	97	±2	2	5	19	41	33	±5	4.0	±0.1	
35 Years Old or More	97	±1	1	4	16	43	37	±4	4.1	±0.1	

Note: Percent responding are UVAOs who answered the question.  
NR: Not reportable

19. Using the scale below, evaluate your voter assistance knowledge in each of the following topic areas.

f. Using the FWAB as a backup ballot

- 1. Poor
- 4. Good

- 2. Fair
- 5. Excellent

3. Average

	Percent Responding		Percentages					Max ME	Average Knowledge		
			1	2	3	4	5				
<b>TOTAL</b>	100	±1	2	5	24	43	25	±3	3.8	±0.1	
Army	99	±1	2	5	26	42	24	±4	3.8	±0.1	
Navy	99	±2	2	5	20	45	27	±6	3.9	±0.2	
Marine Corps	100	±0	0	6	17	51	26	±8	4.0	±0.2	
Air Force	100	±1	2	5	26	44	23	±4	3.8	±0.1	
Coast Guard	100	±0	4	22	41	19	15	±13	3.2	±0.3	
<b>EMPLOYMENT STATUS</b>											
Civilian	100	±0	1	3	20	43	32	±6	4.0	±0.1	
Military	99	±1	2	6	25	43	24	±3	3.8	±0.1	
Enlisted	99	±1	3	6	25	39	27	±4	3.8	±0.1	
Officers	99	±1	2	5	24	47	21	±4	3.8	±0.1	
<b>SIZE OF UNIT</b>											
Less Than 50	100	±1	2	6	26	45	22	±5	3.8	±0.1	
50 to 99	100	±1	2	7	27	44	20	±5	3.7	±0.1	
100 to 249	100	±1	2	5	26	42	26	±4	3.8	±0.1	
250 or More	99	±2	3	3	19	43	31	±5	4.0	±0.1	
<b>LOCATION</b>											
US (Incl. Territories)	100	±1	2	6	24	44	24	±3	3.8	±0.1	
Overseas	99	±2	4	3	25	43	25	±6	3.8	±0.2	
<b>DURATION OF UVAO ASSIGNMENT</b>											
Less Than 3 Months	99	±2	4	7	42	32	14	±8	3.4	±0.2	
3 Months to Less Than 6 Months	100	±1	3	8	30	38	21	±6	3.6	±0.2	
6 Months to Less Than 1 Year	99	±1	2	5	23	49	20	±4	3.8	±0.1	
1 Year or More	100	±1	2	4	21	43	31	±4	4.0	±0.1	
<b>PRIOR UVAO SERVICE</b>											
Prior Service	100	±1	1	3	19	46	32	±4	4.0	±0.1	
Non-Prior Service	99	±1	3	7	28	42	20	±3	3.7	±0.1	
<b>UVAO TRAINING</b>											
Trained	99	±1	2	5	23	44	25	±3	3.9	±0.1	
Not Trained	100	±0	11	13	47	23	6	±13	3.0	±0.3	
<b>AGE</b>											
18 to 24 Years Old	100	±0	2	9	29	44	16	±7	3.6	±0.2	
25 to 29 Years Old	100	±1	4	5	29	45	18	±6	3.7	±0.2	
30 to 34 Years Old	99	±2	4	6	23	42	26	±5	3.8	±0.1	
35 Years Old or More	100	±1	1	5	23	44	28	±4	3.9	±0.1	

Note. Percent responding are UVAOs who answered the question.

19. Using the scale below, evaluate your voter assistance knowledge in each of the following topic areas.

g. Conducting effective outreach to UOCAVA voters

1. Poor  
4. Good

2. Fair  
5. Excellent

3. Average

	Percent Responding		Percentages					Max ME	Average Knowledge		
			1	2	3	4	5				
<b>TOTAL</b>	98	±1	3	7	28	41	21	±3	3.7	±0.1	
Army	99	±1	3	9	28	39	21	±4	3.6	±0.1	
Navy	98	±2	3	6	23	45	23	±6	3.8	±0.2	
Marine Corps	100	±0	3	8	33	40	15	±8	3.6	±0.2	
Air Force	97	±2	3	5	30	42	19	±4	3.7	±0.1	
Coast Guard	100	±0	7	11	48	26	7	±13	3.1	±0.3	
<b>EMPLOYMENT STATUS</b>											
Civilian	98	±2	3	5	18	45	29	±7	3.9	±0.2	
Military	98	±1	3	8	29	41	19	±3	3.7	±0.1	
Enlisted	98	±2	3	7	26	43	21	±4	3.7	±0.1	
Officers	99	±1	4	8	31	39	18	±4	3.6	±0.1	
<b>SIZE OF UNIT</b>											
Less Than 50	98	±2	3	8	27	39	23	±5	3.7	±0.1	
50 to 99	98	±2	4	8	33	38	17	±5	3.6	±0.1	
100 to 249	98	±2	4	7	27	43	19	±4	3.7	±0.1	
250 or More	99	±1	3	6	25	43	23	±5	3.8	±0.1	
<b>LOCATION</b>											
US (Incl. Territories)	98	±1	3	8	28	40	21	±3	3.7	±0.1	
Overseas	99	±1	4	5	25	46	21	±6	3.7	±0.2	
<b>DURATION OF UVAO ASSIGNMENT</b>											
Less Than 3 Months	99	±2	4	10	41	27	18	±8	3.4	±0.2	
3 Months to Less Than 6 Months	99	±2	3	12	35	35	15	±5	3.5	±0.2	
6 Months to Less Than 1 Year	98	±2	3	7	29	44	17	±4	3.7	±0.1	
1 Year or More	98	±1	3	6	22	43	26	±4	3.8	±0.1	
<b>PRIOR UVAO SERVICE</b>											
Prior Service	98	±1	3	5	20	44	28	±4	3.9	±0.1	
Non-Prior Service	99	±1	4	9	32	39	16	±3	3.6	±0.1	
<b>UVAO TRAINING</b>											
Trained	98	±1	3	7	27	42	21	±3	3.7	±0.1	
Not Trained	98	±3	10	13	43	27	8	±14	3.1	±0.3	
<b>AGE</b>											
18 to 24 Years Old	100	±0	7	10	35	38	10	±7	3.4	±0.2	
25 to 29 Years Old	98	±2	4	10	36	36	15	±5	3.5	±0.2	
30 to 34 Years Old	99	±1	4	6	28	41	20	±5	3.7	±0.1	
35 Years Old or More	98	±1	2	6	23	44	24	±4	3.8	±0.1	

Note: Percent responding are UVAOs who answered the question.



## 19. Using the scale below, evaluate your voter assistance knowledge in each of the following topic areas.

## h. Finding available FVAP voting resources

1. Poor  
4. Good2. Fair  
5. Excellent

3. Average

	Percent Responding		Percentages					Max ME	Average Knowledge		
			1	2	3	4	5				
<b>TOTAL</b>	100	±1	1	4	18	40	36	±3	4.1	±0.1	
Army	99	±1	1	5	21	39	34	±4	4.0	±0.1	
Navy	100	±1	2	3	13	44	38	±6	4.1	±0.1	
Marine Corps	100	±0	0	3	26	34	36	±8	4.0	±0.2	
Air Force	100	±1	1	3	18	41	37	±4	4.1	±0.1	
Coast Guard	100	±0	7	19	33	22	19	±13	3.3	±0.3	
<b>EMPLOYMENT STATUS</b>											
Civilian	100	±0	0	5	10	36	49	±6	4.3	±0.1	
Military	99	±1	1	4	20	41	34	±3	4.0	±0.1	
Enlisted	99	±1	1	4	18	41	36	±4	4.1	±0.1	
Officers	100	±1	2	4	20	41	33	±4	4.0	±0.1	
<b>SIZE OF UNIT</b>											
Less Than 50	99	±1	1	4	20	42	33	±5	4.0	±0.1	
50 to 99	100	±1	1	4	21	40	35	±5	4.0	±0.1	
100 to 249	100	±1	1	5	18	41	35	±4	4.0	±0.1	
250 or More	100	±1	2	3	15	38	42	±5	4.1	±0.1	
<b>LOCATION</b>											
US (Incl. Territories)	99	±1	1	4	19	39	37	±3	4.1	±0.1	
Overseas	100	±1	2	4	16	45	33	±6	4.0	±0.2	
<b>DURATION OF UVAO ASSIGNMENT</b>											
Less Than 3 Months	99	±2	4	7	35	35	20	±8	3.6	±0.2	
3 Months to Less Than 6 Months	100	±0	0	7	27	38	28	±6	3.9	±0.1	
6 Months to Less Than 1 Year	99	±1	2	3	18	44	34	±4	4.0	±0.1	
1 Year or More	100	±1	1	3	13	40	43	±4	4.2	±0.1	
<b>PRIOR UVAO SERVICE</b>											
Prior Service	100	±1	1	3	14	38	45	±4	4.2	±0.1	
Non-Prior Service	100	±1	2	5	21	42	30	±3	3.9	±0.1	
<b>UVAO TRAINING</b>											
Trained	100	±1	1	3	18	41	37	±3	4.1	±0.1	
Not Trained	98	±3	5	14	41	29	12	±14	3.3	±0.3	
<b>AGE</b>											
18 to 24 Years Old	99	±1	2	11	25	38	25	±8	3.7	±0.2	
25 to 29 Years Old	99	±1	2	4	23	42	29	±6	3.9	±0.2	
30 to 34 Years Old	99	±1	3	3	20	38	36	±5	4.0	±0.1	
35 Years Old or More	100	±1	0	3	15	42	40	±4	4.2	±0.1	

Note. Percent responding are UVAOs who answered the question.

**20. Given your experience as a UVAO, in which area did you need more training?**

- |  |                                     |  |
|--|-------------------------------------|--|
| 1. FPCAs or voter registration forms                   | 2. FWABs or backup absentee ballots | 3. Requesting absentee ballots   |
| 4. Returning absentee ballots                          | 5. FVAP resources                   | 6. UVAO requirements, including job responsibilities and metrics to report |
| 7. Does not apply; I did not need additional training. |                                     |  |

	Percent Responding		Percentages							Max ME
			1	2	3	4	5	6	7	
<b>TOTAL</b>	99	±1	23	30	19	18	18	40	39	±3
Army	99	±1	28	33	24	22	20	39	36	±4
Navy	100	±1	20	30	16	16	17	43	37	±6
Marine Corps	99	±2	21	30	28	29	22	34	38	±8
Air Force	98	±1	18	25	13	13	17	39	45	±4
Coast Guard	100	±0	41	52	33	33	33	52	33	±13
<b>EMPLOYMENT STATUS</b>										
Civilian	99	±2	11	23	10	12	13	29	52	±6
Military	99	±1	24	31	20	19	19	42	37	±3
Enlisted	99	±1	27	34	21	19	20	42	37	±4
Officers	100	±1	22	28	19	18	18	41	38	±4
<b>SIZE OF UNIT</b>										
Less Than 50	99	±1	21	29	19	15	16	37	44	±5
50 to 99	99	±1	29	32	20	21	21	45	36	±5
100 to 249	99	±1	21	30	18	17	19	39	39	±4
250 or More	99	±1	20	29	18	19	19	42	37	±5
<b>LOCATION</b>										
US (Incl. Territories)	99	±1	23	30	20	18	19	40	40	±3
Overseas	99	±1	22	28	16	18	18	43	36	±6
<b>DURATION OF UVAO ASSIGNMENT</b>										
Less Than 3 Months	99	±2	35	37	31	28	31	60	25	±8
3 Months to Less Than 6 Months	98	±2	33	36	23	23	21	48	27	±6
6 Months to Less Than 1 Year	99	±1	23	30	21	20	17	41	36	±4
1 Year or More	100	±1	17	27	14	13	17	34	47	±4
<b>PRIOR UVAO SERVICE</b>										
Prior Service	100	±1	18	26	15	14	17	33	47	±4
Non-Prior Service	99	±1	25	32	21	20	19	45	35	±3
<b>UVAO TRAINING</b>										
Trained	99	±1	21	29	18	17	18	40	40	±3
Not Trained	100	±0	53	54	40	39	38	58	20	±13
<b>AGE</b>										
18 to 24 Years Old	97	±2	32	40	30	31	24	49	29	±8
25 to 29 Years Old	100	±1	26	35	23	20	21	43	32	±6
30 to 34 Years Old	98	±1	22	28	18	18	20	40	40	±5
35 Years Old or More	100	±1	20	28	16	15	16	38	43	±4

Note. Percent responding are UVAOs who answered the question.

**21. Approximately how many permanent military members were assigned to the unit(s) where you served as a UVAO?**

1. Less than 50  
4. 150 to 199

2. 50 to 99  
5. 200 to 249

3. 100 to 149  
6. 250 or more

	Percent Responding		Percentages						Max ME	Average Number		
			1	2	3	4	5	6				
<b>TOTAL</b>	100	±1	27	21	14	9	6	23	±2	127.0	±2.7	
Army	100	±1	27	24	17	9	5	18	±2	117.5	±2.6	
Navy	100	±1	30	15	10	10	7	29	±5	136.5	±7.8	
Marine Corps	100	±0	9	15	10	9	10	46	±8	180.5	±12.8	
Air Force	100	±1	27	23	15	9	7	19	±2	121.5	±2.9	
Coast Guard	100	±0	33	15	15	7	11	19	±13	122.0	±22.0	
<b>EMPLOYMENT STATUS</b>												
Civilian	100	±0	42	17	10	6	4	20	±6	106.8	±9.5	
Military	100	±1	25	21	14	10	7	23	±2	129.7	±3.1	
Enlisted	100	±1	27	21	16	11	7	19	±3	123.6	±5.3	
Officers	100	±1	24	22	13	8	7	26	±3	134.3	±4.8	
<b>SIZE OF UNIT</b>												
Less Than 50	100	±1	100	0	0	0	0	0	±0	25.0	±0.0	
50 to 99	100	±0	0	100	0	0	0	0	±0	74.5	±0.0	
100 to 249	100	±0	0	0	47	31	22	0	±4	162.0	±2.2	
250 or More	100	±0	0	0	0	0	0	100	±0	250.0	±0.0	
<b>LOCATION</b>												
US (Incl. Territories)	100	±1	29	22	14	9	6	20	±1	121.9	±1.5	
Overseas	100	±0	21	18	13	9	7	32	±6	145.9	±11.0	
<b>DURATION OF UVAO ASSIGNMENT</b>												
Less Than 3 Months	100	±0	22	25	15	8	7	22	±8	129.0	±11.8	
3 Months to Less Than 6 Months	100	±1	24	23	12	11	8	23	±5	130.4	±8.1	
6 Months to Less Than 1 Year	100	±1	29	22	15	8	5	21	±4	120.3	±5.8	
1 Year or More	100	±1	27	18	14	10	7	24	±3	130.3	±5.4	
<b>PRIOR UVAO SERVICE</b>												
Prior Service	100	±0	28	17	13	10	7	26	±3	132.2	±5.6	
Non-Prior Service	100	±1	26	23	15	9	6	21	±2	123.5	±4.0	
<b>UVAO TRAINING</b>												
Trained	100	±1	27	21	14	9	6	23	±2	127.7	±2.8	
Not Trained	100	±0	35	24	11	4	8	17	±15	109.9	±19.5	
<b>AGE</b>												
18 to 24 Years Old	100	±0	26	25	19	9	3	18	±7	116.3	±9.0	
25 to 29 Years Old	99	±1	20	23	17	11	8	21	±5	132.9	±8.3	
30 to 34 Years Old	100	±1	24	18	12	10	7	28	±5	138.5	±7.9	
35 Years Old or More	100	±1	31	20	13	8	6	22	±3	121.0	±4.4	

Note. Percent responding are UVAOs who answered the question.

**22. How many UVAOs and assistant UVAOs were assigned to the unit(s) where you served as a UVAO?**

1. 1  
 2. 2  
 3. 3  
 4. 4  
 5. 5  
 6. 6 or more

	Percent Responding		Percentages						Max ME	Average Number		
			1	2	3	4	5	6				
<b>TOTAL</b>	100	±1	36	40	6	4	3	11	±3	2.3	±0.1	
Army	100	±1	29	38	7	5	3	18	±4	2.7	±0.1	
Navy	100	±1	57	24	5	2	3	9	±6	2.0	±0.2	
Marine Corps	100	±0	44	26	10	3	6	10	±8	2.3	±0.3	
Air Force	100	±0	22	61	7	4	1	5	±4	2.2	±0.1	
Coast Guard	100	±0	85	11	NR	NR	NR	4	±12	1.3	±0.3	
<b>EMPLOYMENT STATUS</b>												
Civilian	100	±0	37	36	7	3	1	16	±6	2.4	±0.2	
Military	100	±1	36	40	6	4	3	11	±3	2.3	±0.1	
Enlisted	100	±1	31	47	6	5	3	7	±4	2.2	±0.1	
Officers	100	±1	40	35	6	3	3	14	±4	2.3	±0.1	
<b>SIZE OF UNIT</b>												
Less Than 50	100	±1	54	37	4	1	1	3	±4	1.7	±0.1	
50 to 99	100	±0	43	48	6	2	1	2	±5	1.8	±0.1	
100 to 249	100	±0	29	46	8	5	4	7	±4	2.3	±0.2	
250 or More	100	±1	19	27	8	6	4	36	±5	3.6	±0.2	
<b>LOCATION</b>												
US (Incl. Territories)	100	±1	38	39	6	3	3	10	±3	2.2	±0.1	
Overseas	100	±0	30	41	6	5	2	16	±6	2.5	±0.2	
<b>DURATION OF UVAO ASSIGNMENT</b>												
Less Than 3 Months	100	±0	34	45	5	3	2	12	±8	2.3	±0.3	
3 Months to Less Than 6 Months	100	±1	31	43	6	5	3	12	±6	2.4	±0.2	
6 Months to Less Than 1 Year	100	±1	38	41	6	3	2	10	±4	2.2	±0.2	
1 Year or More	100	±0	37	37	7	4	3	12	±4	2.4	±0.2	
<b>PRIOR UVAO SERVICE</b>												
Prior Service	100	±0	35	35	6	5	3	16	±4	2.5	±0.2	
Non-Prior Service	100	±1	37	42	7	3	2	9	±3	2.2	±0.1	
<b>UVAO TRAINING</b>												
Trained	100	±1	36	40	6	4	3	11	±3	2.3	±0.1	
Not Trained	100	±0	54	31	5	2	1	7	±12	1.9	±0.3	
<b>AGE</b>												
18 to 24 Years Old	100	±0	32	49	7	2	2	8	±8	2.2	±0.2	
25 to 29 Years Old	99	±1	37	41	6	3	4	9	±6	2.2	±0.2	
30 to 34 Years Old	100	±0	38	36	6	4	3	13	±5	2.4	±0.2	
35 Years Old or More	100	±1	36	39	7	4	2	12	±3	2.3	±0.1	

Note. Percent responding are UVAOs who answered the question. Respondents were instructed to include themselves in the total number.  
 NR: Not reportable

23. Approximately how many permanent military members from your unit(s) did you assist with voting during the 2014 election year?

1. None  
4. 25 to 99

2. 1 to 9  
5. 100 or more

3. 10 to 24

	Percent Responding		Percentages					Max ME	Average Number		
			1	2	3	4	5				
<b>TOTAL</b>	100	±1	25	36	16	14	8	±3	21.7	±1.4	
Army	100	±1	27	32	15	16	9	±4	23.7	±2.0	
Navy	100	±1	27	40	14	11	9	±6	20.2	±3.4	
Marine Corps	100	±0	15	37	18	21	9	±8	27.0	±5.1	
Air Force	100	±0	22	39	18	15	6	±4	20.2	±1.8	
Coast Guard	100	±0	41	41	4	7	7	±13	14.7	±7.2	
<b>EMPLOYMENT STATUS</b>											
Civilian	100	±0	26	33	16	15	10	±6	23.5	±3.6	
Military	100	±1	25	37	16	14	8	±3	21.5	±1.5	
Enlisted	100	±0	25	34	16	16	8	±4	22.5	±2.3	
Officers	100	±1	25	39	15	13	8	±4	20.8	±1.9	
<b>SIZE OF UNIT</b>											
Less Than 50	100	±1	34	42	14	8	2	±5	11.3	±1.7	
50 to 99	100	±0	29	40	13	17	1	±5	16.2	±2.3	
100 to 249	100	±0	21	34	19	18	8	±4	24.3	±2.5	
250 or More	100	±1	16	30	16	15	22	±5	36.0	±3.6	
<b>LOCATION</b>											
US (Incl. Territories)	100	±1	27	37	15	14	7	±3	20.2	±1.3	
Overseas	100	±0	18	35	19	14	14	±6	27.6	±4.2	
<b>DURATION OF UVAO ASSIGNMENT</b>											
Less Than 3 Months	100	±0	42	35	8	7	8	±8	15.7	±4.2	
3 Months to Less Than 6 Months	100	±0	26	38	14	13	9	±6	21.3	±3.3	
6 Months to Less Than 1 Year	100	±1	27	38	16	13	7	±4	19.2	±2.1	
1 Year or More	100	±1	22	35	17	17	9	±4	24.6	±2.3	
<b>PRIOR UVAO SERVICE</b>											
Prior Service	100	±0	20	35	17	17	10	±4	25.7	±2.3	
Non-Prior Service	100	±1	28	37	15	13	7	±3	19.3	±1.7	
<b>UVAO TRAINING</b>											
Trained	100	±1	24	37	16	15	8	±3	22.1	±1.4	
Not Trained	100	±0	47	34	6	7	5	±13	12.3	±5.0	
<b>AGE</b>											
18 to 24 Years Old	99	±1	26	45	15	9	5	±7	15.6	±3.3	
25 to 29 Years Old	100	±0	28	35	15	15	7	±6	20.7	±2.9	
30 to 34 Years Old	100	±0	30	34	15	11	10	±5	21.1	±3.1	
35 Years Old or More	100	±1	22	36	16	17	9	±3	23.5	±1.9	

Note. Percent responding are UVAOs who answered the question.

**24. Approximately how many military spouses and dependents did you assist with voting during the 2014 election year?**

1. None  
 2. 1 to 9  
 3. 10 to 24  
 4. 25 to 99  
 5. 100 or more

	Percent Responding		Percentages					Max ME	Average Number		
			1	2	3	4	5				
<b>TOTAL</b>	99	±1	71	18	6	3	2	±2	5.6	±0.9	
Army	99	±1	67	18	9	4	2	±4	6.9	±1.1	
Navy	100	±1	78	15	2	2	3	±5	5.2	±2.3	
Marine Corps	100	±0	70	22	6	2	0	±8	3.5	±1.6	
Air Force	99	±1	70	22	5	2	1	±4	4.7	±1.0	
Coast Guard	96	±5	77	15	NR	4	4	±13	7.0	±5.6	
<b>EMPLOYMENT STATUS</b>											
Civilian	100	±0	60	22	8	7	3	±6	9.8	±2.5	
Military	99	±1	73	18	5	2	2	±3	5.1	±0.9	
Enlisted	99	±1	75	15	6	2	2	±4	4.9	±1.5	
Officers	99	±1	71	20	5	2	2	±3	5.3	±1.1	
<b>SIZE OF UNIT</b>											
Less Than 50	100	±1	77	18	3	1	1	±4	3.2	±1.0	
50 to 99	99	±1	72	17	7	3	1	±5	4.4	±1.3	
100 to 249	100	±1	71	19	6	3	1	±4	4.6	±1.2	
250 or More	99	±1	63	20	7	5	6	±5	11.0	±2.7	
<b>LOCATION</b>											
US (Incl. Territories)	99	±1	73	18	5	3	1	±2	4.7	±0.7	
Overseas	99	±1	64	20	8	4	4	±6	8.9	±2.9	
<b>DURATION OF UVAO ASSIGNMENT</b>											
Less Than 3 Months	100	±0	78	13	4	4	2	±7	5.5	±2.4	
3 Months to Less Than 6 Months	100	±1	75	15	4	3	3	±5	6.4	±2.6	
6 Months to Less Than 1 Year	99	±1	74	17	7	2	1	±4	4.1	±0.9	
1 Year or More	99	±1	67	22	6	3	2	±4	6.6	±1.4	
<b>PRIOR UVAO SERVICE</b>											
Prior Service	100	±1	64	22	7	4	2	±4	7.4	±1.5	
Non-Prior Service	99	±1	76	16	4	2	2	±3	4.6	±1.0	
<b>UVAO TRAINING</b>											
Trained	99	±1	70	19	6	3	2	±3	5.8	±0.9	
Not Trained	98	±3	87	9	3	2	NR	±9	2.0	±1.9	
<b>AGE</b>											
18 to 24 Years Old	96	±3	72	21	6	1	1	±7	3.0	±1.0	
25 to 29 Years Old	100	±1	77	16	5	1	1	±5	3.8	±1.3	
30 to 34 Years Old	100	±1	72	17	6	2	2	±5	5.6	±1.7	
35 Years Old or More	99	±1	69	19	6	4	2	±3	6.7	±1.3	

Note. Percent responding are UVAOs who answered the question.  
 NR: Not reportable

25. How satisfied or dissatisfied were you with the amount of support you received from each of the following groups in helping you perform your UVAO duties?

a. FVAP

1. Very dissatisfied  
4. Satisfied

2. Dissatisfied  
5. Very satisfied

3. Neither satisfied nor dissatisfied  
6. Does not apply

	Percent Responding		Percentages						Max ME	Percentage Satisfied		
			1	2	3	4	5	6				
<b>TOTAL</b>	99	±1	1	1	20	39	34	4	±3	73.0	±2.0	
<b>Army</b>	99	±1	1	1	23	38	34	3	±4	72.0	±3.0	
<b>Navy</b>	98	±2	0	2	15	38	40	5	±6	78.0	±5.0	
<b>Marine Corps</b>	100	±0	1	1	25	40	28	5	±8	68.0	±8.0	
<b>Air Force</b>	98	±2	1	1	19	42	30	6	±4	72.0	±4.0	
<b>Coast Guard</b>	100	±0	4	NR	52	26	19	NR	±13	44.0	±13.0	
<b>EMPLOYMENT STATUS</b>												
<b>Civilian</b>	98	±2	0	2	12	39	45	3	±6	83.0	±5.0	
<b>Military</b>	99	±1	1	1	21	39	33	5	±3	72.0	±3.0	
Enlisted	98	±1	1	1	19	40	34	4	±4	74.0	±3.0	
Officers	99	±1	1	1	22	39	32	5	±4	71.0	±3.0	
<b>SIZE OF UNIT</b>												
<b>Less Than 50</b>	98	±2	0	1	22	40	31	5	±5	72.0	±4.0	
<b>50 to 99</b>	98	±2	0	1	25	37	32	4	±5	70.0	±5.0	
<b>100 to 249</b>	99	±1	1	2	18	42	32	5	±4	74.0	±4.0	
<b>250 or More</b>	100	±1	1	2	16	35	42	4	±5	77.0	±4.0	
<b>LOCATION</b>												
<b>US (Incl. Territories)</b>	98	±1	1	1	22	37	34	5	±3	72.0	±3.0	
<b>Overseas</b>	100	±1	0	3	14	46	34	3	±6	80.0	±5.0	
<b>DURATION OF UVAO ASSIGNMENT</b>												
<b>Less Than 3 Months</b>	99	±2	5	2	31	41	21	1	±8	62.0	±8.0	
<b>3 Months to Less Than 6 Months</b>	98	±2	1	1	28	38	26	7	±5	64.0	±6.0	
<b>6 Months to Less Than 1 Year</b>	99	±1	0	1	20	40	33	6	±4	73.0	±4.0	
<b>1 Year or More</b>	99	±1	1	2	15	39	40	3	±4	79.0	±3.0	
<b>PRIOR UVAO SERVICE</b>												
<b>Prior Service</b>	99	±1	1	1	16	37	40	4	±4	77.0	±3.0	
<b>Non-Prior Service</b>	99	±1	1	2	22	40	30	5	±3	71.0	±3.0	
<b>UVAO TRAINING</b>												
<b>Trained</b>	99	±1	1	1	19	40	35	4	±3	75.0	±2.0	
<b>Not Trained</b>	100	±0	8	1	49	23	5	14	±14	28.0	±13.0	
<b>AGE</b>												
<b>18 to 24 Years Old</b>	100	±0	3	2	30	44	17	3	±8	61.0	±8.0	
<b>25 to 29 Years Old</b>	99	±1	0	2	25	41	27	4	±5	68.0	±6.0	
<b>30 to 34 Years Old</b>	99	±1	1	2	23	35	35	4	±5	70.0	±5.0	
<b>35 Years Old or More</b>	98	±1	0	1	15	40	39	5	±4	79.0	±3.0	

Note. Percent responding are UVAOs who answered the question. Percentage Satisfied includes those who indicated "Satisfied" or "Very satisfied."  
NR: Not reportable

25. How satisfied or dissatisfied were you with the amount of support you received from each of the following groups in helping you perform your UVAO duties?

c. Your command

- 1. Very dissatisfied
- 4. Satisfied

- 2. Dissatisfied
- 5. Very satisfied

- 3. Neither satisfied nor dissatisfied
- 6. Does not apply

	Percent Responding		Percentages						Max ME	Percentage Satisfied		
			1	2	3	4	5	6				
<b>TOTAL</b>	98	±1	1	2	27	37	26	6	±3	63.0	±3.0	
Army	99	±1	1	3	29	35	28	4	±4	63.0	±4.0	
Navy	97	±2	1	2	22	42	29	5	±6	70.0	±6.0	
Marine Corps	100	±0	0	5	30	44	18	3	±8	62.0	±8.0	
Air Force	97	±2	1	2	28	34	24	10	±4	58.0	±4.0	
Coast Guard	100	±0	4	NR	52	22	15	7	±13	37.0	±13.0	
<b>EMPLOYMENT STATUS</b>												
Civilian	96	±3	1	4	19	37	33	6	±6	70.0	±6.0	
Military	98	±1	1	2	28	37	25	6	±3	62.0	±3.0	
Enlisted	98	±2	1	2	26	37	29	6	±4	65.0	±4.0	
Officers	99	±1	1	3	30	37	23	6	±4	60.0	±4.0	
<b>SIZE OF UNIT</b>												
Less Than 50	98	±2	1	2	29	35	26	7	±5	62.0	±5.0	
50 to 99	97	±2	1	2	31	35	24	7	±5	59.0	±5.0	
100 to 249	97	±2	1	3	25	39	25	6	±4	64.0	±4.0	
250 or More	99	±1	1	3	24	38	30	4	±5	67.0	±5.0	
<b>LOCATION</b>												
US (Incl. Territories)	98	±1	1	2	27	36	27	7	±3	63.0	±3.0	
Overseas	98	±2	1	4	26	42	23	4	±6	65.0	±6.0	
<b>DURATION OF UVAO ASSIGNMENT</b>												
Less Than 3 Months	99	±2	7	1	36	32	19	5	±8	51.0	±8.0	
3 Months to Less Than 6 Months	98	±2	1	4	29	36	21	8	±5	57.0	±6.0	
6 Months to Less Than 1 Year	98	±2	1	2	29	33	28	7	±4	61.0	±4.0	
1 Year or More	98	±2	1	2	24	41	28	5	±4	69.0	±4.0	
<b>PRIOR UVAO SERVICE</b>												
Prior Service	98	±1	1	3	22	39	31	4	±4	70.0	±4.0	
Non-Prior Service	98	±1	1	2	30	36	23	7	±3	59.0	±3.0	
<b>UVAO TRAINING</b>												
Trained	98	±1	1	2	27	38	27	6	±3	64.0	±3.0	
Not Trained	100	±0	10	10	41	22	10	7	±15	32.0	±14.0	
<b>AGE</b>												
18 to 24 Years Old	99	±2	4	4	39	33	12	9	±8	45.0	±7.0	
25 to 29 Years Old	99	±1	1	3	34	34	19	9	±6	53.0	±6.0	
30 to 34 Years Old	98	±2	1	2	28	39	25	4	±5	64.0	±5.0	
35 Years Old or More	97	±1	1	2	22	38	32	6	±4	69.0	±3.0	

Note. Percent responding are UVAOs who answered the question. Percentage Satisfied includes those who indicated "Satisfied" or "Very satisfied."  
 NR: Not reportable



25. How satisfied or dissatisfied were you with the amount of support you received from each of the following groups in helping you perform your UVAO duties?

d. Your IVAO

- 1. Very dissatisfied
- 2. Dissatisfied
- 3. Neither satisfied nor dissatisfied
- 4. Satisfied
- 5. Very satisfied
- 6. Does not apply

	Percent Responding		Percentages						Max ME	Percentage Satisfied		
			1	2	3	4	5	6				
<b>TOTAL</b>	99	±1	1	3	24	31	31	11	±3	62.0	±3.0	
Army	99	±1	1	2	23	31	35	8	±4	66.0	±4.0	
Navy	99	±1	2	3	25	28	22	21	±6	50.0	±6.0	
Marine Corps	98	±3	4	5	31	32	19	11	±8	51.0	±8.0	
Air Force	100	±1	2	3	20	33	39	3	±4	72.0	±4.0	
Coast Guard	100	±0	4	NR	59	7	15	15	±13	22.0	±12.0	
<b>EMPLOYMENT STATUS</b>												
Civilian	98	±2	1	2	15	26	50	7	±6	76.0	±6.0	
Military	99	±1	2	3	25	31	29	11	±3	60.0	±3.0	
Enlisted	99	±1	1	2	25	31	31	10	±4	62.0	±4.0	
Officers	100	±1	2	3	25	31	28	12	±3	59.0	±4.0	
<b>SIZE OF UNIT</b>												
Less Than 50	100	±1	0	2	24	30	32	12	±5	62.0	±5.0	
50 to 99	99	±1	1	2	27	29	34	7	±5	63.0	±5.0	
100 to 249	99	±1	2	3	24	30	30	11	±4	60.0	±4.0	
250 or More	99	±1	3	3	20	32	30	11	±5	63.0	±5.0	
<b>LOCATION</b>												
US (Incl. Territories)	99	±1	1	2	24	29	33	10	±3	62.0	±3.0	
Overseas	100	±1	2	5	21	37	25	11	±6	62.0	±6.0	
<b>DURATION OF UVAO ASSIGNMENT</b>												
Less Than 3 Months	99	±2	4	5	27	31	22	11	±8	53.0	±8.0	
3 Months to Less Than 6 Months	99	±1	1	2	30	28	26	13	±6	55.0	±6.0	
6 Months to Less Than 1 Year	99	±1	1	3	24	30	32	11	±4	62.0	±4.0	
1 Year or More	99	±1	2	2	21	31	34	9	±4	66.0	±4.0	
<b>PRIOR UVAO SERVICE</b>												
Prior Service	100	±1	2	2	20	30	37	10	±4	66.0	±4.0	
Non-Prior Service	99	±1	1	3	26	31	28	11	±3	59.0	±3.0	
<b>UVAO TRAINING</b>												
Trained	99	±1	1	3	23	31	32	10	±3	63.0	±3.0	
Not Trained	98	±3	10	3	47	15	8	17	±13	23.0	±12.0	
<b>AGE</b>												
18 to 24 Years Old	100	±0	2	6	29	30	26	7	±8	56.0	±7.0	
25 to 29 Years Old	99	±1	1	2	27	28	27	15	±5	55.0	±6.0	
30 to 34 Years Old	100	±0	2	3	26	33	28	9	±5	60.0	±5.0	
35 Years Old or More	99	±1	1	2	20	31	35	11	±3	66.0	±3.0	

Note. Percent responding are UVAOs who answered the question. Percentage Satisfied includes those who indicated "Satisfied" or "Very satisfied."  
 NR: Not reportable

25. How satisfied or dissatisfied were you with the amount of support you received from each of the following groups in helping you perform your UVAO duties?

e. Your IVA Office staff members

- 1. Very dissatisfied
- 4. Satisfied

- 2. Dissatisfied
- 5. Very satisfied

- 3. Neither satisfied nor dissatisfied
- 6. Does not apply

	Percent Responding		Percentages						Max ME	Percentage Satisfied		
			1	2	3	4	5	6				
<b>TOTAL</b>	98	±1	2	2	26	28	24	17	±3	52.0	±3.0	
Army	99	±1	1	2	27	29	27	14	±3	56.0	±4.0	
Navy	98	±2	2	3	25	27	18	25	±6	45.0	±6.0	
Marine Corps	100	±0	3	3	33	30	18	11	±8	48.0	±8.0	
Air Force	98	±1	2	3	24	30	27	15	±4	57.0	±4.0	
Coast Guard	100	±0	4	NR	63	7	7	19	±13	15.0	±12.0	
<b>EMPLOYMENT STATUS</b>												
Civilian	98	±2	1	1	18	24	37	19	±6	61.0	±6.0	
Military	98	±1	2	3	27	29	22	17	±3	51.0	±3.0	
Enlisted	98	±1	1	3	26	30	25	15	±4	55.0	±4.0	
Officers	99	±1	3	3	28	28	20	19	±3	48.0	±4.0	
<b>SIZE OF UNIT</b>												
Less Than 50	98	±2	0	2	28	28	23	18	±5	51.0	±5.0	
50 to 99	98	±2	0	3	28	27	25	16	±5	52.0	±5.0	
100 to 249	98	±2	2	2	26	30	23	18	±4	53.0	±4.0	
250 or More	99	±1	4	3	23	28	25	17	±5	53.0	±5.0	
<b>LOCATION</b>												
US (Incl. Territories)	98	±1	2	2	27	27	25	18	±3	52.0	±3.0	
Overseas	100	±1	2	5	24	34	20	15	±6	53.0	±6.0	
<b>DURATION OF UVAO ASSIGNMENT</b>												
Less Than 3 Months	99	±2	4	4	35	24	18	15	±8	42.0	±8.0	
3 Months to Less Than 6 Months	99	±2	1	2	32	25	19	21	±6	44.0	±5.0	
6 Months to Less Than 1 Year	98	±2	1	2	27	28	26	16	±4	53.0	±4.0	
1 Year or More	99	±1	2	2	22	30	26	17	±4	56.0	±4.0	
<b>PRIOR UVAO SERVICE</b>												
Prior Service	98	±1	3	2	24	28	28	16	±4	56.0	±4.0	
Non-Prior Service	98	±1	1	3	28	29	21	18	±3	50.0	±3.0	
<b>UVAO TRAINING</b>												
Trained	98	±1	1	2	26	29	25	17	±3	54.0	±3.0	
Not Trained	99	±3	9	1	49	11	6	24	±13	17.0	±12.0	
<b>AGE</b>												
18 to 24 Years Old	100	±0	3	4	35	29	18	11	±8	47.0	±7.0	
25 to 29 Years Old	99	±1	1	2	29	27	19	22	±6	46.0	±6.0	
30 to 34 Years Old	99	±1	2	2	30	29	23	15	±5	51.0	±5.0	
35 Years Old or More	98	±1	2	2	22	29	27	18	±3	56.0	±4.0	

Note. Percent responding are UVAOs who answered the question. Percentage Satisfied includes those who indicated "Satisfied" or "Very satisfied."  
 NR: Not reportable

26. How much do you agree or disagree with each of the following statements about the support you received from FVAP?

a. The amount of communication from FVAP is appropriate

1. Strongly disagree
4. Agree

2. Disagree
5. Strongly agree

3. Neither agree nor disagree





























	Percent Responding		Percentages					Max ME	Percentage Agreed		
			1	2	3	4	5				
<b>TOTAL</b>	98	±1	1	4	16	49	30	±3	80.0	±2.0	
Army	99	±1	1	3	19	44	32	±4	77.0	±3.0	
Navy	98	±2	0	4	14	48	34	±6	81.0	±5.0	
Marine Corps	100	±0	1	2	16	57	23	±8	80.0	±7.0	
Air Force	98	±1	1	4	14	54	27	±4	82.0	±3.0	
Coast Guard	100	±0	NR	4	26	59	11	±13	70.0	±13.0	
<b>EMPLOYMENT STATUS</b>											
Civilian	98	±2	0	3	11	45	41	±6	86.0	±5.0	
Military	98	±1	1	4	17	50	29	±3	79.0	±2.0	
Enlisted	98	±2	0	4	17	48	31	±4	79.0	±3.0	
Officers	99	±1	1	4	17	51	28	±4	78.0	±3.0	
<b>SIZE OF UNIT</b>											
Less Than 50	98	±2	1	3	16	53	27	±5	80.0	±4.0	
50 to 99	98	±2	0	5	18	47	29	±5	76.0	±5.0	
100 to 249	98	±2	1	2	16	52	29	±4	81.0	±4.0	
250 or More	100	±1	1	5	14	42	38	±5	80.0	±4.0	
<b>LOCATION</b>											
US (Incl. Territories)	98	±1	1	4	17	48	31	±3	79.0	±2.0	
Overseas	100	±1	0	3	14	53	29	±6	83.0	±5.0	
<b>DURATION OF UVAO ASSIGNMENT</b>											
Less Than 3 Months	99	±2	2	4	32	43	20	±8	63.0	±8.0	
3 Months to Less Than 6 Months	99	±2	0	4	23	46	26	±6	72.0	±5.0	
6 Months to Less Than 1 Year	98	±2	1	5	14	50	30	±4	80.0	±4.0	
1 Year or More	99	±1	1	2	12	50	34	±4	85.0	±3.0	
<b>PRIOR UVAO SERVICE</b>											
Prior Service	98	±1	0	2	14	48	36	±4	84.0	±3.0	
Non-Prior Service	98	±1	1	5	17	50	27	±3	77.0	±3.0	
<b>UVAO TRAINING</b>											
Trained	98	±1	0	3	15	49	31	±3	81.0	±2.0	
Not Trained	100	±0	7	9	37	38	8	±13	47.0	±13.0	
<b>AGE</b>											
18 to 24 Years Old	100	±0	1	5	24	50	19	±7	69.0	±7.0	
25 to 29 Years Old	98	±2	1	6	19	53	22	±6	74.0	±5.0	
30 to 34 Years Old	99	±1	1	5	17	46	31	±5	77.0	±4.0	
35 Years Old or More	98	±1	1	2	13	49	35	±4	84.0	±3.0	

Note. Percent responding are UVAOs who answered the question. Percentage Agreed includes those who indicated "Agree" or "Strongly agree."  
 NR: Not reportable

26. How much do you agree or disagree with each of the following statements about the support you received from FVAP?

b. The informational materials provided by FVAP (e.g., brochures, fact sheets/one-pagers, wallet cards) help increase my understanding of voting laws (e.g., the UOCAVA)

- 1. Strongly disagree
- 2. Disagree
- 3. Neither agree nor disagree
- 4. Agree
- 5. Strongly agree

	Percent Responding		Percentages					Max ME	Percentage Agreed		
			1	2	3	4	5				
<b>TOTAL</b>	100	±1	1	3	17	46	33	±3	79.0	±2.0	
Army	99	±1	1	2	19	43	35	±4	78.0	±3.0	
Navy	100	±1	1	3	16	44	35	±6	79.0	±5.0	
Marine Corps	100	±0	0	9	24	44	23	±8	67.0	±8.0	
Air Force	100	±0	1	3	14	50	31	±4	82.0	±3.0	
Coast Guard	100	±0	NR	NR	48	41	11	±13	52.0	±13.0	
<b>EMPLOYMENT STATUS</b>											
Civilian	100	±1	0	2	14	43	41	±6	84.0	±5.0	
Military	99	±1	1	3	18	46	32	±3	78.0	±2.0	
Enlisted	99	±1	1	3	18	44	34	±4	78.0	±3.0	
Officers	100	±1	1	3	18	48	30	±4	78.0	±3.0	
<b>SIZE OF UNIT</b>											
Less Than 50	100	±1	1	2	18	49	30	±5	79.0	±4.0	
50 to 99	99	±1	1	5	18	46	30	±5	76.0	±5.0	
100 to 249	99	±1	1	4	20	44	32	±4	76.0	±4.0	
250 or More	100	±1	1	2	13	43	42	±5	85.0	±3.0	
<b>LOCATION</b>											
US (Incl. Territories)	99	±1	1	3	18	45	33	±3	77.0	±2.0	
Overseas	100	±1	0	3	14	48	36	±6	83.0	±5.0	
<b>DURATION OF UVAO ASSIGNMENT</b>											
Less Than 3 Months	100	±0	2	1	28	48	21	±8	69.0	±8.0	
3 Months to Less Than 6 Months	99	±1	0	2	23	44	31	±6	75.0	±5.0	
6 Months to Less Than 1 Year	100	±1	1	4	16	46	33	±4	79.0	±4.0	
1 Year or More	99	±1	1	3	14	45	36	±4	82.0	±3.0	
<b>PRIOR UVAO SERVICE</b>											
Prior Service	100	±1	1	3	14	43	39	±4	82.0	±3.0	
Non-Prior Service	99	±1	1	3	19	47	30	±3	77.0	±3.0	
<b>UVAO TRAINING</b>											
Trained	99	±1	1	3	16	46	34	±3	80.0	±2.0	
Not Trained	100	±0	7	2	43	40	8	±13	48.0	±13.0	
<b>AGE</b>											
18 to 24 Years Old	99	±2	2	NR	32	44	20	±7	64.0	±8.0	
25 to 29 Years Old	100	±0	1	5	17	52	25	±6	78.0	±5.0	
30 to 34 Years Old	100	±1	1	3	18	43	34	±5	78.0	±4.0	
35 Years Old or More	99	±1	1	2	15	44	38	±4	82.0	±3.0	

Note. Percent responding are UVAOs who answered the question. Percentage Agreed includes those who indicated "Agree" or "Strongly agree."  
 NR: Not reportable

26. How much do you agree or disagree with each of the following statements about the support you received from FVAP?

c. The variety of training formats offered by FVAP (i.e., online modules, in-person workshops) are accessible to me

1. Strongly disagree  
4. Agree

2. Disagree  
5. Strongly agree

3. Neither agree nor disagree





























	Percent Responding		Percentages					Max ME	Percentage Agreed		
			1	2	3	4	5				
<b>TOTAL</b>	98	±1	1	4	19	47	29	±3	76.0	±2.0	
Army	99	±1	1	2	22	43	32	±4	75.0	±3.0	
Navy	98	±2	1	6	16	48	29	±6	77.0	±5.0	
Marine Corps	99	±2	1	7	21	49	22	±8	71.0	±8.0	
Air Force	98	±1	1	6	17	49	27	±4	76.0	±3.0	
Coast Guard	100	±0	NR	7	41	44	7	±13	52.0	±13.0	
<b>EMPLOYMENT STATUS</b>											
Civilian	98	±2	1	1	14	42	42	±7	84.0	±5.0	
Military	98	±1	1	5	20	47	27	±3	75.0	±3.0	
Enlisted	98	±1	1	5	19	46	30	±4	76.0	±4.0	
Officers	99	±1	1	5	20	48	25	±4	74.0	±3.0	
<b>SIZE OF UNIT</b>											
Less Than 50	98	±2	1	2	19	52	26	±5	78.0	±4.0	
50 to 99	98	±2	0	5	25	43	28	±5	71.0	±5.0	
100 to 249	99	±1	1	5	18	48	29	±4	77.0	±4.0	
250 or More	99	±1	2	5	17	42	34	±5	76.0	±5.0	
<b>LOCATION</b>											
US (Incl. Territories)	98	±1	1	4	20	46	30	±3	76.0	±2.0	
Overseas	100	±1	1	5	18	48	27	±6	76.0	±6.0	
<b>DURATION OF UVAO ASSIGNMENT</b>											
Less Than 3 Months	98	±2	3	6	29	42	19	±8	61.0	±8.0	
3 Months to Less Than 6 Months	99	±2	1	5	26	42	25	±6	68.0	±5.0	
6 Months to Less Than 1 Year	98	±1	1	4	20	47	28	±4	75.0	±4.0	
1 Year or More	98	±1	0	4	15	49	33	±4	81.0	±3.0	
<b>PRIOR UVAO SERVICE</b>											
Prior Service	98	±1	0	4	15	46	35	±4	81.0	±3.0	
Non-Prior Service	98	±1	1	5	21	47	25	±3	72.0	±3.0	
<b>UVAO TRAINING</b>											
Trained	98	±1	0	4	18	47	30	±3	77.0	±2.0	
Not Trained	99	±2	11	6	45	32	6	±13	39.0	±13.0	
<b>AGE</b>											
18 to 24 Years Old	99	±1	3	3	32	46	16	±7	62.0	±7.0	
25 to 29 Years Old	99	±2	1	6	22	51	20	±6	71.0	±6.0	
30 to 34 Years Old	99	±1	1	5	20	47	27	±5	74.0	±5.0	
35 Years Old or More	98	±1	1	4	16	45	35	±4	80.0	±3.0	

Note. Percent responding are UVAOs who answered the question. Percentage Agreed includes those who indicated "Agree" or "Strongly agree."  
NR: Not reportable

26. How much do you agree or disagree with each of the following statements about the support you received from FVAP?

d. The informational materials provided by FVAP (e.g., checklists, VAG) help me understand my specific job responsibilities

- 1. Strongly disagree
- 2. Disagree
- 3. Neither agree nor disagree
- 4. Agree
- 5. Strongly agree

	Percent Responding		Percentages					Max ME	Percentage Agreed		
			1	2	3	4	5				
<b>TOTAL</b>	100	±1	0	3	17	48	31	±3	79.0	±2.0	
Army	99	±1	1	1	20	43	34	±4	78.0	±3.0	
Navy	100	±1	0	4	14	49	33	±6	82.0	±5.0	
Marine Corps	98	±3	0	4	24	51	22	±8	73.0	±8.0	
Air Force	100	±1	0	4	15	52	29	±4	81.0	±3.0	
Coast Guard	100	±0	NR	7	33	48	11	±13	59.0	±13.0	
<b>EMPLOYMENT STATUS</b>											
Civilian	100	±1	0	1	9	48	42	±6	90.0	±4.0	
Military	100	±1	0	3	18	48	30	±3	78.0	±2.0	
Enlisted	99	±1	0	4	18	44	33	±4	77.0	±3.0	
Officers	100	±1	0	3	18	51	28	±4	79.0	±3.0	
<b>SIZE OF UNIT</b>											
Less Than 50	100	±0	0	2	16	53	28	±5	81.0	±4.0	
50 to 99	100	±1	0	3	22	46	30	±5	75.0	±5.0	
100 to 249	99	±1	0	3	18	48	31	±4	78.0	±4.0	
250 or More	99	±1	1	4	13	43	39	±5	82.0	±4.0	
<b>LOCATION</b>											
US (Incl. Territories)	99	±1	1	3	18	48	31	±3	79.0	±2.0	
Overseas	100	±1	0	4	15	49	33	±6	81.0	±6.0	
<b>DURATION OF UVAO ASSIGNMENT</b>											
Less Than 3 Months	100	±0	2	3	32	42	21	±8	64.0	±8.0	
3 Months to Less Than 6 Months	99	±1	0	5	25	46	24	±6	70.0	±5.0	
6 Months to Less Than 1 Year	99	±1	1	3	17	47	32	±4	79.0	±4.0	
1 Year or More	100	±1	0	2	12	50	36	±4	85.0	±3.0	
<b>PRIOR UVAO SERVICE</b>											
Prior Service	100	±1	0	2	13	47	38	±4	85.0	±3.0	
Non-Prior Service	99	±1	1	4	20	48	28	±3	76.0	±3.0	
<b>UVAO TRAINING</b>											
Trained	99	±1	0	3	16	48	32	±3	81.0	±2.0	
Not Trained	100	±0	7	7	40	33	13	±14	46.0	±13.0	
<b>AGE</b>											
18 to 24 Years Old	100	±0	1	4	28	47	20	±8	68.0	±8.0	
25 to 29 Years Old	100	±1	0	5	22	50	22	±6	72.0	±6.0	
30 to 34 Years Old	100	±0	1	4	18	47	31	±5	77.0	±4.0	
35 Years Old or More	99	±1	0	2	13	48	37	±4	85.0	±3.0	

Note. Percent responding are UVAOs who answered the question. Percentage Agreed includes those who indicated "Agree" or "Strongly agree."  
 NR: Not reportable

## 27. How often did you provide each of the following types of voting assistance as a UVAO?

## a. Providing paper or PDF copies of voting forms (e.g., FPCAs or FWABs) to voters

1. Never  
4. Frequently2. Rarely  
5. Very frequently

3. Occasionally

	Percent Responding		Percentages					Max ME	Average Frequency		
			1	2	3	4	5				
<b>TOTAL</b>	98	±1	25	23	26	17	8	±2	2.6	±0.1	
Army	99	±1	20	21	28	20	10	±3	2.8	±0.1	
Navy	98	±2	28	21	24	18	9	±6	2.6	±0.2	
Marine Corps	100	±0	18	41	22	11	7	±8	2.5	±0.2	
Air Force	96	±2	30	23	27	13	6	±4	2.4	±0.1	
Coast Guard	93	±7	48	28	20	NR	4	±13	1.8	±0.3	
<b>EMPLOYMENT STATUS</b>											
Civilian	98	±2	25	25	24	20	6	±6	2.6	±0.2	
Military	98	±1	25	23	27	17	9	±3	2.6	±0.1	
Enlisted	97	±2	24	20	27	19	10	±4	2.7	±0.1	
Officers	98	±1	27	24	26	15	7	±4	2.5	±0.1	
<b>SIZE OF UNIT</b>											
Less Than 50	97	±2	31	19	29	13	8	±5	2.5	±0.2	
50 to 99	97	±2	28	26	25	15	7	±5	2.5	±0.2	
100 to 249	98	±2	23	22	25	21	8	±4	2.7	±0.2	
250 or More	99	±1	19	25	27	19	10	±5	2.7	±0.2	
<b>LOCATION</b>											
US (Incl. Territories)	97	±1	26	23	27	16	8	±3	2.6	±0.1	
Overseas	99	±1	23	20	26	20	11	±6	2.8	±0.2	
<b>DURATION OF UVAO ASSIGNMENT</b>											
Less Than 3 Months	96	±3	39	19	25	12	5	±8	2.2	±0.2	
3 Months to Less Than 6 Months	96	±2	28	21	27	16	8	±6	2.5	±0.2	
6 Months to Less Than 1 Year	98	±1	27	22	26	18	8	±4	2.6	±0.1	
1 Year or More	98	±1	22	25	26	18	10	±4	2.7	±0.1	
<b>PRIOR UVAO SERVICE</b>											
Prior Service	97	±2	18	24	27	21	10	±4	2.8	±0.1	
Non-Prior Service	98	±1	30	22	26	15	7	±3	2.5	±0.1	
<b>UVAO TRAINING</b>											
Trained	98	±1	24	23	27	18	8	±2	2.6	±0.1	
Not Trained	100	±0	47	16	23	6	8	±13	2.1	±0.3	
<b>AGE</b>											
18 to 24 Years Old	98	±2	24	29	21	16	9	±8	2.6	±0.2	
25 to 29 Years Old	98	±2	28	21	29	17	5	±6	2.5	±0.2	
30 to 34 Years Old	97	±2	29	23	24	15	9	±5	2.5	±0.2	
35 Years Old or More	98	±1	23	22	27	18	9	±3	2.7	±0.1	

Note. Percent responding are UVAOs who answered the question.

NR: Not reportable

27. How often did you provide each of the following types of voting assistance as a UVAO?

b. Directing voters to FVAP's online assistant tool to complete voting forms (e.g., FPCAs or FWABs)

- 1. Never
- 2. Rarely
- 3. Occasionally
- 4. Frequently
- 5. Very frequently

	Percent Responding		Percentages					Max ME	Average Frequency		
			1	2	3	4	5				
<b>TOTAL</b>	98	±1	12	14	27	25	22	±2	3.3	±0.1	
Army	99	±1	14	14	27	24	20	±3	3.2	±0.1	
Navy	99	±1	9	11	23	29	28	±6	3.5	±0.2	
Marine Corps	99	±2	13	13	30	17	27	±8	3.3	±0.3	
Air Force	97	±2	12	15	29	26	17	±4	3.2	±0.1	
Coast Guard	96	±5	12	19	42	12	15	±13	3.0	±0.3	
<b>EMPLOYMENT STATUS</b>											
Civilian	98	±2	17	10	27	26	20	±6	3.2	±0.2	
Military	98	±1	12	14	27	25	22	±3	3.3	±0.1	
Enlisted	98	±1	12	12	25	27	24	±4	3.4	±0.1	
Officers	99	±1	11	16	28	25	20	±3	3.3	±0.1	
<b>SIZE OF UNIT</b>											
Less Than 50	98	±2	17	17	27	23	15	±5	3.0	±0.2	
50 to 99	98	±2	13	13	31	25	17	±5	3.2	±0.2	
100 to 249	99	±1	11	13	26	26	23	±4	3.4	±0.2	
250 or More	99	±1	7	10	23	28	32	±5	3.7	±0.1	
<b>LOCATION</b>											
US (Incl. Territories)	98	±1	14	15	27	24	20	±3	3.2	±0.1	
Overseas	99	±1	6	10	25	32	28	±6	3.7	±0.2	
<b>DURATION OF UVAO ASSIGNMENT</b>											
Less Than 3 Months	98	±2	25	21	27	16	11	±8	2.7	±0.2	
3 Months to Less Than 6 Months	97	±2	14	18	28	20	20	±5	3.2	±0.2	
6 Months to Less Than 1 Year	99	±1	13	14	26	28	19	±4	3.3	±0.1	
1 Year or More	99	±1	9	11	27	26	26	±4	3.5	±0.1	
<b>PRIOR UVAO SERVICE</b>											
Prior Service	98	±1	8	13	26	29	24	±4	3.5	±0.1	
Non-Prior Service	98	±1	15	14	27	23	21	±3	3.2	±0.1	
<b>UVAO TRAINING</b>											
Trained	98	±1	12	14	26	26	23	±3	3.3	±0.1	
Not Trained	99	±3	27	15	34	17	7	±14	2.6	±0.3	
<b>AGE</b>											
18 to 24 Years Old	98	±2	15	21	25	20	19	±7	3.1	±0.2	
25 to 29 Years Old	99	±1	13	16	29	26	16	±6	3.2	±0.2	
30 to 34 Years Old	98	±2	12	14	24	27	24	±5	3.4	±0.2	
35 Years Old or More	99	±1	11	12	28	26	23	±3	3.4	±0.1	

Note. Percent responding are UVAOs who answered the question.



## 27. How often did you provide each of the following types of voting assistance as a UVAO?

## c. Helping voters complete paper or PDF copies of voting forms (e.g., FPCAs or FWABs)

1. Never  
4. Frequently

2. Rarely  
5. Very frequently

3. Occasionally





























	Percent Responding		Percentages					Max ME	Average Frequency		
			1	2	3	4	5				
<b>TOTAL</b>	97	±1	36	26	22	10	5	±3	2.2	±0.1	
Army	97	±2	33	21	26	14	7	±4	2.4	±0.1	
Navy	97	±2	36	29	19	11	4	±6	2.2	±0.2	
Marine Corps	99	±2	28	40	21	7	5	±8	2.2	±0.2	
Air Force	95	±2	42	29	20	6	3	±4	2.0	±0.1	
Coast Guard	96	±5	50	31	15	NR	4	±13	1.8	±0.3	
<b>EMPLOYMENT STATUS</b>											
Civilian	95	±3	35	31	22	8	4	±7	2.1	±0.2	
Military	97	±1	36	26	22	11	5	±3	2.2	±0.1	
Enlisted	96	±2	33	25	23	14	5	±4	2.3	±0.1	
Officers	98	±1	39	26	22	9	5	±4	2.1	±0.1	
<b>SIZE OF UNIT</b>											
Less Than 50	96	±2	45	25	17	8	4	±5	2.0	±0.1	
50 to 99	96	±2	39	25	24	9	4	±6	2.2	±0.2	
100 to 249	97	±2	34	27	21	13	5	±4	2.3	±0.1	
250 or More	97	±2	27	29	27	11	6	±5	2.4	±0.2	
<b>LOCATION</b>											
US (Incl. Territories)	96	±1	38	27	20	10	5	±3	2.2	±0.1	
Overseas	99	±1	30	25	28	12	5	±6	2.4	±0.2	
<b>DURATION OF UVAO ASSIGNMENT</b>											
Less Than 3 Months	96	±3	52	23	16	7	3	±8	1.9	±0.2	
3 Months to Less Than 6 Months	96	±2	37	24	21	12	5	±6	2.2	±0.2	
6 Months to Less Than 1 Year	97	±2	38	25	21	11	4	±4	2.2	±0.1	
1 Year or More	97	±2	33	29	24	9	6	±4	2.3	±0.1	
<b>PRIOR UVAO SERVICE</b>											
Prior Service	96	±2	27	31	23	13	6	±4	2.4	±0.1	
Non-Prior Service	97	±1	42	24	21	9	4	±3	2.1	±0.1	
<b>UVAO TRAINING</b>											
Trained	97	±1	36	27	22	11	5	±3	2.2	±0.1	
Not Trained	98	±3	55	16	17	6	5	±13	1.9	±0.3	
<b>AGE</b>											
18 to 24 Years Old	97	±3	37	26	19	11	6	±8	2.2	±0.2	
25 to 29 Years Old	98	±2	38	24	24	10	4	±6	2.2	±0.2	
30 to 34 Years Old	95	±2	38	28	19	10	5	±5	2.2	±0.2	
35 Years Old or More	97	±1	35	27	23	11	5	±3	2.2	±0.1	

Note. Percent responding are UVAOs who answered the question.

NR: Not reportable

**27. How often did you provide each of the following types of voting assistance as a UVAO?**  
**d. Helping voters complete voting forms (e.g., FPCAs or FWABs) using FVAP's online assistant tool**

1. Never  
 2. Rarely  
 3. Occasionally  
 4. Frequently  
 5. Very frequently

	Percent Responding		Percentages					Max ME	Average Frequency		
			1	2	3	4	5				
<b>TOTAL</b>	98	±1	33	24	23	13	6	±3	2.3	±0.1	
Army	98	±1	31	21	26	14	8	±4	2.5	±0.1	
Navy	98	±2	33	26	20	13	7	±6	2.4	±0.2	
Marine Corps	98	±3	27	31	25	15	2	±8	2.4	±0.2	
Air Force	97	±2	38	25	22	11	4	±4	2.2	±0.1	
Coast Guard	93	±7	36	36	20	4	4	±13	2.0	±0.3	
<b>EMPLOYMENT STATUS</b>											
Civilian	98	±2	30	33	24	10	3	±6	2.2	±0.2	
Military	98	±1	34	23	23	13	7	±3	2.4	±0.1	
Enlisted	97	±2	30	23	24	14	8	±4	2.5	±0.1	
Officers	98	±1	36	23	22	12	5	±4	2.3	±0.1	
<b>SIZE OF UNIT</b>											
Less Than 50	97	±2	43	23	20	9	5	±5	2.1	±0.2	
50 to 99	97	±2	35	23	26	10	6	±5	2.3	±0.2	
100 to 249	98	±1	30	25	23	15	6	±4	2.4	±0.1	
250 or More	98	±1	25	26	24	16	9	±5	2.6	±0.2	
<b>LOCATION</b>											
US (Incl. Territories)	98	±1	34	25	22	12	6	±3	2.3	±0.1	
Overseas	99	±1	30	19	28	15	8	±6	2.5	±0.2	
<b>DURATION OF UVAO ASSIGNMENT</b>											
Less Than 3 Months	97	±3	43	24	17	12	4	±8	2.1	±0.2	
3 Months to Less Than 6 Months	96	±2	33	23	22	14	7	±6	2.4	±0.2	
6 Months to Less Than 1 Year	99	±1	38	19	26	12	6	±4	2.3	±0.1	
1 Year or More	98	±1	29	29	22	13	7	±4	2.4	±0.1	
<b>PRIOR UVAO SERVICE</b>											
Prior Service	97	±2	25	29	24	16	6	±4	2.5	±0.1	
Non-Prior Service	98	±1	39	21	23	11	6	±3	2.3	±0.1	
<b>UVAO TRAINING</b>											
Trained	98	±1	33	25	23	13	6	±3	2.4	±0.1	
Not Trained	99	±3	52	12	21	8	7	±13	2.1	±0.3	
<b>AGE</b>											
18 to 24 Years Old	98	±2	36	21	19	18	7	±7	2.4	±0.2	
25 to 29 Years Old	99	±1	37	19	24	14	5	±6	2.3	±0.2	
30 to 34 Years Old	97	±2	33	25	21	11	9	±5	2.4	±0.2	
35 Years Old or More	98	±1	32	26	24	12	5	±3	2.3	±0.1	

Note. Percent responding are UVAOs who answered the question.





























## 27. How often did you provide each of the following types of voting assistance as a UVAO?

## e. Helping voters determine their legal residency and/or voting jurisdiction

1. Never  
4. Frequently

2. Rarely  
5. Very frequently

3. Occasionally

	Percent Responding		Percentages					Max ME	Average Frequency		
			1	2	3	4	5				
<b>TOTAL</b>	96	±1	31	27	25	13	5	±3	2.4	±0.1	
<b>Army</b>	95	±2	29	26	23	14	7	±4	2.4	±0.1	
<b>Navy</b>	96	±3	32	26	25	13	4	±6	2.3	±0.2	
<b>Marine Corps</b>	99	±2	26	28	28	13	6	±8	2.5	±0.2	
<b>Air Force</b>	95	±2	32	27	26	11	4	±4	2.3	±0.1	
<b>Coast Guard</b>	93	±7	44	32	16	8	NR	±13	1.9	±0.3	
<b>EMPLOYMENT STATUS</b>											
<b>Civilian</b>	95	±3	28	31	26	9	5	±6	2.3	±0.2	
<b>Military</b>	96	±1	31	26	24	13	5	±3	2.4	±0.1	
<b>Enlisted</b>	94	±2	29	26	25	15	6	±4	2.4	±0.1	
<b>Officers</b>	97	±2	33	27	24	12	5	±4	2.3	±0.1	
<b>SIZE OF UNIT</b>											
<b>Less Than 50</b>	94	±2	42	24	20	9	5	±5	2.1	±0.2	
<b>50 to 99</b>	94	±3	34	27	26	8	5	±6	2.2	±0.2	
<b>100 to 249</b>	96	±2	26	26	28	15	5	±4	2.5	±0.1	
<b>250 or More</b>	97	±2	21	30	25	18	6	±5	2.6	±0.2	
<b>LOCATION</b>											
<b>US (Incl. Territories)</b>	95	±2	31	27	25	12	5	±3	2.3	±0.1	
<b>Overseas</b>	98	±2	30	24	24	16	6	±6	2.4	±0.2	
<b>DURATION OF UVAO ASSIGNMENT</b>											
<b>Less Than 3 Months</b>	94	±4	44	24	16	11	4	±8	2.1	±0.2	
<b>3 Months to Less Than 6 Months</b>	95	±3	35	22	25	10	8	±6	2.3	±0.2	
<b>6 Months to Less Than 1 Year</b>	95	±2	32	28	24	13	4	±4	2.3	±0.1	
<b>1 Year or More</b>	96	±2	27	28	26	14	5	±4	2.4	±0.1	
<b>PRIOR UVAO SERVICE</b>											
<b>Prior Service</b>	96	±2	26	28	24	15	7	±4	2.5	±0.1	
<b>Non-Prior Service</b>	95	±2	34	26	25	11	4	±3	2.3	±0.1	
<b>UVAO TRAINING</b>											
<b>Trained</b>	96	±1	30	27	25	13	5	±3	2.4	±0.1	
<b>Not Trained</b>	91	±9	53	15	16	9	6	±12	2.0	±0.4	
<b>AGE</b>											
<b>18 to 24 Years Old</b>	96	±3	27	32	22	12	7	±8	2.4	±0.2	
<b>25 to 29 Years Old</b>	95	±2	38	19	25	12	5	±6	2.3	±0.2	
<b>30 to 34 Years Old</b>	96	±2	29	26	24	14	6	±5	2.4	±0.2	
<b>35 Years Old or More</b>	96	±2	30	28	25	12	5	±3	2.3	±0.1	

Note. Percent responding are UVAOs who answered the question.

NR: Not reportable

27. How often did you provide each of the following types of voting assistance as a UVAO?

f. Providing addresses of LEOs

- 1. Never
- 4. Frequently

- 2. Rarely
- 5. Very frequently

- 3. Occasionally

	Percent Responding		Percentages					Max ME	Average Frequency		
			1	2	3	4	5				
<b>TOTAL</b>	98	±1	39	23	22	11	5	±3	2.2	±0.1	
Army	99	±1	35	21	24	14	7	±4	2.4	±0.1	
Navy	98	±2	43	23	21	10	4	±6	2.1	±0.2	
Marine Corps	99	±2	42	26	19	9	5	±8	2.1	±0.2	
Air Force	98	±1	41	25	20	11	4	±4	2.1	±0.1	
Coast Guard	93	±7	52	20	20	4	4	±13	1.9	±0.3	
<b>EMPLOYMENT STATUS</b>											
Civilian	99	±2	28	27	23	17	5	±6	2.4	±0.2	
Military	98	±1	40	22	21	11	5	±3	2.2	±0.1	
Enlisted	98	±2	36	24	23	12	6	±4	2.3	±0.1	
Officers	98	±1	44	21	20	10	5	±4	2.1	±0.1	
<b>SIZE OF UNIT</b>											
Less Than 50	99	±1	46	20	19	11	4	±5	2.1	±0.2	
50 to 99	98	±2	40	22	21	11	7	±5	2.2	±0.2	
100 to 249	99	±2	38	22	22	13	4	±4	2.2	±0.1	
250 or More	98	±2	31	28	24	10	7	±5	2.3	±0.1	
<b>LOCATION</b>											
US (Incl. Territories)	99	±1	39	23	21	12	5	±3	2.2	±0.1	
Overseas	98	±3	38	22	23	11	5	±6	2.2	±0.2	
<b>DURATION OF UVAO ASSIGNMENT</b>											
Less Than 3 Months	99	±2	46	24	17	11	3	±8	2.0	±0.2	
3 Months to Less Than 6 Months	97	±2	41	23	19	10	7	±6	2.2	±0.2	
6 Months to Less Than 1 Year	99	±1	42	22	22	10	4	±4	2.1	±0.1	
1 Year or More	98	±1	35	23	23	13	6	±4	2.3	±0.1	
<b>PRIOR UVAO SERVICE</b>											
Prior Service	97	±2	32	23	22	15	7	±4	2.4	±0.1	
Non-Prior Service	99	±1	43	23	21	9	4	±3	2.1	±0.1	
<b>UVAO TRAINING</b>											
Trained	98	±1	38	23	22	12	5	±3	2.2	±0.1	
Not Trained	100	±0	61	15	13	5	5	±12	1.8	±0.3	
<b>AGE</b>											
18 to 24 Years Old	98	±2	40	21	21	11	7	±7	2.2	±0.2	
25 to 29 Years Old	99	±1	46	21	20	9	4	±6	2.0	±0.2	
30 to 34 Years Old	97	±3	43	23	18	11	5	±5	2.1	±0.2	
35 Years Old or More	99	±1	35	24	23	13	5	±3	2.3	±0.1	

Note. Percent responding are UVAOs who answered the question.

27. How often did you provide each of the following types of voting assistance as a UVAO?

g. Explaining State voting procedures and/or election deadlines to voters

1. Never  
 2. Rarely  
 3. Occasionally  
 4. Frequently  
 5. Very frequently

	Percent Responding		Percentages					Max ME	Average Frequency		
			1	2	3	4	5				
<b>TOTAL</b>	98	±1	22	21	28	20	9	±3	2.7	±0.1	
Army	98	±1	21	19	29	20	11	±4	2.8	±0.1	
Navy	98	±2	22	23	27	19	9	±5	2.7	±0.2	
Marine Corps	100	±0	20	22	32	21	6	±8	2.7	±0.2	
Air Force	96	±2	22	21	29	21	7	±4	2.7	±0.1	
Coast Guard	93	±7	28	32	24	12	4	±13	2.3	±0.3	
<b>EMPLOYMENT STATUS</b>											
Civilian	97	±2	20	24	26	22	8	±7	2.7	±0.2	
Military	98	±1	22	21	29	20	9	±3	2.7	±0.1	
Enlisted	97	±2	19	20	31	20	10	±4	2.8	±0.1	
Officers	98	±1	24	21	27	19	8	±3	2.7	±0.1	
<b>SIZE OF UNIT</b>											
Less Than 50	97	±2	29	19	27	18	6	±5	2.5	±0.2	
50 to 99	97	±2	22	22	30	18	8	±5	2.7	±0.2	
100 to 249	97	±2	18	21	28	24	9	±4	2.8	±0.1	
250 or More	99	±1	17	22	28	20	13	±5	2.9	±0.2	
<b>LOCATION</b>											
US (Incl. Territories)	97	±1	23	20	28	20	8	±3	2.7	±0.1	
Overseas	98	±1	16	24	29	19	12	±6	2.9	±0.2	
<b>DURATION OF UVAO ASSIGNMENT</b>											
Less Than 3 Months	96	±3	37	28	16	11	8	±8	2.2	±0.2	
3 Months to Less Than 6 Months	97	±2	24	20	28	19	10	±5	2.7	±0.2	
6 Months to Less Than 1 Year	98	±2	23	20	30	20	7	±4	2.7	±0.1	
1 Year or More	98	±1	18	21	29	21	10	±4	2.8	±0.1	
<b>PRIOR UVAO SERVICE</b>											
Prior Service	97	±2	16	23	30	22	10	±4	2.9	±0.1	
Non-Prior Service	98	±1	25	20	27	19	8	±3	2.7	±0.1	
<b>UVAO TRAINING</b>											
Trained	97	±1	20	21	29	21	9	±3	2.8	±0.1	
Not Trained	100	±0	53	18	15	7	7	±12	2.0	±0.3	
<b>AGE</b>											
18 to 24 Years Old	98	±2	24	17	31	18	10	±7	2.7	±0.2	
25 to 29 Years Old	98	±2	23	21	28	20	8	±5	2.7	±0.2	
30 to 34 Years Old	97	±2	24	21	27	19	9	±5	2.7	±0.2	
35 Years Old or More	98	±1	20	22	29	20	9	±3	2.8	±0.1	

Note. Percent responding are UVAOs who answered the question.

27. How often did you provide each of the following types of voting assistance as a UVAO?

h. Hosting outreach events for voters

1. Never  
 2. Rarely  
 3. Occasionally  
 4. Frequently  
 5. Very frequently

	Percent Responding		Percentages					Max ME	Average Frequency		
			1	2	3	4	5				
<b>TOTAL</b>	99	±1	39	23	24	11	4	±3	2.2	±0.1	
Army	99	±1	40	22	21	10	6	±4	2.2	±0.1	
Navy	99	±1	39	25	21	13	2	±6	2.1	±0.2	
Marine Corps	99	±2	38	31	19	9	2	±8	2.1	±0.2	
Air Force	98	±1	36	21	32	9	3	±4	2.2	±0.1	
Coast Guard	93	±7	60	20	12	4	4	±13	1.7	±0.3	
<b>EMPLOYMENT STATUS</b>											
Civilian	99	±2	38	24	27	10	2	±6	2.2	±0.2	
Military	99	±1	39	23	24	11	4	±3	2.2	±0.1	
Enlisted	99	±1	37	24	23	12	4	±4	2.2	±0.1	
Officers	99	±1	40	22	24	10	4	±4	2.1	±0.1	
<b>SIZE OF UNIT</b>											
Less Than 50	99	±1	50	20	19	9	3	±5	2.0	±0.1	
50 to 99	98	±2	41	24	23	7	3	±5	2.1	±0.2	
100 to 249	99	±1	35	26	23	12	4	±4	2.2	±0.1	
250 or More	99	±1	28	23	30	14	5	±5	2.5	±0.2	
<b>LOCATION</b>											
US (Incl. Territories)	99	±1	41	22	23	10	4	±3	2.1	±0.1	
Overseas	99	±1	31	26	27	13	3	±6	2.3	±0.2	
<b>DURATION OF UVAO ASSIGNMENT</b>											
Less Than 3 Months	99	±2	52	22	16	7	3	±8	1.9	±0.2	
3 Months to Less Than 6 Months	97	±2	42	23	22	8	5	±6	2.1	±0.2	
6 Months to Less Than 1 Year	99	±1	39	24	23	11	4	±4	2.2	±0.1	
1 Year or More	99	±1	35	23	26	12	4	±4	2.3	±0.1	
<b>PRIOR UVAO SERVICE</b>											
Prior Service	98	±1	34	25	24	12	5	±4	2.3	±0.1	
Non-Prior Service	99	±1	42	22	23	10	3	±3	2.1	±0.1	
<b>UVAO TRAINING</b>											
Trained	99	±1	37	23	25	11	4	±3	2.2	±0.1	
Not Trained	100	±0	63	21	8	3	5	±13	1.7	±0.3	
<b>AGE</b>											
18 to 24 Years Old	98	±2	39	25	22	11	3	±7	2.1	±0.2	
25 to 29 Years Old	98	±2	42	22	23	10	3	±6	2.1	±0.2	
30 to 34 Years Old	98	±2	38	21	26	10	4	±5	2.2	±0.2	
35 Years Old or More	99	±1	37	24	23	11	4	±3	2.2	±0.1	

Note. Percent responding are UVAOs who answered the question.

## 28. Did you use the 2013-14 VAG?

1. Yes

2. No, but I did receive a 2013-14 VAG

3. No, and I did not receive a 2013-14 VAG

	Percent Responding		Percentages			Max ME	Percentage Reporting Yes
			1	2	3		
<b>TOTAL</b>	98	±1	65	18	17	±3	
Army	99	±1	59	21	20	±4	
Navy	98	±2	69	13	18	±5	
Marine Corps	99	±2	70	14	16	±8	
Air Force	99	±1	68	19	13	±4	
Coast Guard	96	±5	31	35	35	±13	
<b>EMPLOYMENT STATUS</b>							
Civilian	99	±1	71	18	10	±6	
Military	98	±1	64	18	18	±3	
Enlisted	99	±1	61	19	20	±4	
Officers	98	±2	66	17	17	±4	
<b>SIZE OF UNIT</b>							
Less Than 50	99	±1	58	24	18	±5	
50 to 99	98	±2	59	19	22	±5	
100 to 249	98	±2	68	15	17	±4	
250 or More	99	±1	74	14	12	±4	
<b>LOCATION</b>							
US (Incl. Territories)	99	±1	64	19	17	±3	
Overseas	98	±3	70	13	17	±6	
<b>DURATION OF UVAO ASSIGNMENT</b>							
Less Than 3 Months	99	±2	52	18	30	±8	
3 Months to Less Than 6 Months	98	±2	57	19	24	±6	
6 Months to Less Than 1 Year	98	±2	63	20	17	±4	
1 Year or More	99	±1	70	16	13	±4	
<b>PRIOR UVAO SERVICE</b>							
Prior Service	98	±2	70	17	13	±4	
Non-Prior Service	99	±1	62	18	20	±3	
<b>UVAO TRAINING</b>							
Trained	98	±1	66	18	15	±3	
Not Trained	100	±0	22	13	64	±12	
<b>AGE</b>							
18 to 24 Years Old	96	±5	58	20	22	±7	
25 to 29 Years Old	99	±1	63	16	21	±6	
30 to 34 Years Old	98	±2	65	18	17	±5	
35 Years Old or More	99	±1	66	18	15	±3	

Note. Percent responding are UVAOs who answered the question.

**29. How useful was the 2013-14 VAG in helping you perform your UVAO duties?**

1. Not at all useful                      2. Not very useful                      3. Somewhat useful  
 4. Useful                                      5. Very useful

	Percent Responding		Percentages					Max ME	Percentage Useful/Very Useful		
			1	2	3	4	5				
<b>TOTAL</b>	63	±3	0	1	16	43	40	±3	83.0	±3.0	
Army	58	±4	0	2	13	43	42	±5	86.0	±4.0	
Navy	67	±5	1	0	14	41	44	±7	85.0	±5.0	
Marine Corps	69	±8	NR	3	20	45	32	±10	77.0	±9.0	
Air Force	67	±4	0	2	20	44	34	±5	78.0	±4.0	
Coast Guard	30	±12	NR	NR	NR	NR	NR		NR		
<b>EMPLOYMENT STATUS</b>											
Civilian	71	±6	0	0	9	44	48	±8	91.0	±5.0	
Military	62	±3	0	2	17	43	39	±3	81.0	±3.0	
Enlisted	61	±4	1	2	15	43	39	±5	83.0	±4.0	
Officers	64	±4	0	1	18	43	38	±4	80.0	±4.0	
<b>SIZE OF UNIT</b>											
Less Than 50	57	±5	0	2	16	45	37	±7	82.0	±5.0	
50 to 99	58	±5	0	1	16	37	46	±7	83.0	±6.0	
100 to 249	67	±4	0	1	16	47	36	±5	82.0	±4.0	
250 or More	72	±4	0	1	14	41	43	±6	84.0	±5.0	
<b>LOCATION</b>											
US (Incl. Territories)	62	±3	0	2	17	43	37	±3	81.0	±3.0	
Overseas	68	±6	0	1	10	41	47	±8	89.0	±6.0	
<b>DURATION OF UVAO ASSIGNMENT</b>											
Less Than 3 Months	51	±8	NR	2	24	41	33	±11	74.0	±10.0	
3 Months to Less Than 6 Months	56	±6	0	2	22	39	38	±7	76.0	±6.0	
6 Months to Less Than 1 Year	61	±4	1	2	15	43	40	±5	83.0	±4.0	
1 Year or More	69	±4	0	1	13	44	41	±5	85.0	±4.0	
<b>PRIOR UVAO SERVICE</b>											
Prior Service	68	±4	0	1	12	45	42	±5	87.0	±3.0	
Non-Prior Service	60	±3	0	2	18	41	38	±4	80.0	±3.0	
<b>UVAO TRAINING</b>											
Trained	65	±3	0	1	16	43	40	±3	83.0	±3.0	
Not Trained	22	±11	NR	NR	NR	NR	NR		NR		
<b>AGE</b>											
18 to 24 Years Old	56	±7	NR	1	22	35	42	±9	76.0	±9.0	
25 to 29 Years Old	63	±6	1	3	22	43	31	±7	74.0	±6.0	
30 to 34 Years Old	63	±5	0	1	16	45	38	±7	82.0	±6.0	
35 Years Old or More	65	±3	0	1	12	43	43	±4	86.0	±3.0	

Note. Percent responding are UVAOs who answered the question and who used the 2013-14 VAG (Q28).  
 NR: Not reportable



30. How often did you use each of the following formats of the 2013-14 VAG?

a. Paper-based copy

1. Never  
 2. Rarely  
 3. Occasionally  
 4. Frequently  
 5. Very frequently

	Percent Responding		Percentages					Max ME	Average Frequency		
			1	2	3	4	5				
<b>TOTAL</b>	59	±3	29	15	23	19	14	±3	2.7	±0.1	
Army	54	±4	21	13	24	22	19	±4	3.1	±0.2	
Navy	63	±5	34	11	23	18	13	±7	2.6	±0.2	
Marine Corps	68	±8	29	15	25	15	15	±10	2.7	±0.3	
Air Force	60	±4	33	20	21	16	10	±5	2.5	±0.2	
Coast Guard	30	±12	NR	NR	NR	NR	NR		NR		
<b>EMPLOYMENT STATUS</b>											
Civilian	64	±6	19	21	26	12	23	±8	3.0	±0.3	
Military	58	±3	31	14	23	20	13	±3	2.7	±0.1	
Enlisted	55	±4	33	12	23	22	10	±5	2.7	±0.2	
Officers	61	±4	30	15	23	18	15	±4	2.7	±0.2	
<b>SIZE OF UNIT</b>											
Less Than 50	52	±5	33	12	28	14	12	±7	2.6	±0.2	
50 to 99	53	±5	29	16	24	17	14	±7	2.7	±0.2	
100 to 249	61	±4	28	18	21	22	11	±5	2.7	±0.2	
250 or More	69	±4	27	13	20	20	20	±6	3.0	±0.2	
<b>LOCATION</b>											
US (Incl. Territories)	58	±3	29	16	23	17	15	±3	2.7	±0.1	
Overseas	64	±6	30	11	25	22	13	±8	2.8	±0.3	
<b>DURATION OF UVAO ASSIGNMENT</b>											
Less Than 3 Months	49	±8	38	10	23	19	10	±11	2.5	±0.4	
3 Months to Less Than 6 Months	53	±6	32	15	17	20	15	±7	2.7	±0.3	
6 Months to Less Than 1 Year	57	±4	31	17	24	15	13	±5	2.6	±0.2	
1 Year or More	64	±4	27	14	25	20	15	±5	2.8	±0.2	
<b>PRIOR UVAO SERVICE</b>											
Prior Service	63	±4	27	14	25	19	15	±5	2.8	±0.2	
Non-Prior Service	56	±3	31	16	22	18	13	±4	2.7	±0.2	
<b>UVAO TRAINING</b>											
Trained	60	±3	29	15	23	18	14	±3	2.7	±0.1	
Not Trained	21	±11	NR	NR	NR	NR	NR		NR		
<b>AGE</b>											
18 to 24 Years Old	55	±7	29	17	19	16	19	±9	2.8	±0.3	
25 to 29 Years Old	58	±6	35	14	26	15	11	±7	2.5	±0.2	
30 to 34 Years Old	56	±5	36	11	25	17	11	±7	2.6	±0.2	
35 Years Old or More	61	±3	24	16	22	21	16	±4	2.9	±0.2	

Note. Percent responding are UVAOs who answered the question and who used the 2013-14 VAG (Q28).  
 NR: Not reportable

30. How often did you use each of the following formats of the 2013-14 VAG?

b. Online/website version

- 1. Never
- 4. Frequently

- 2. Rarely
- 5. Very frequently

- 3. Occasionally

	Percent Responding		Percentages					Max ME	Average Frequency		
			1	2	3	4	5				
<b>TOTAL</b>	63	±3	9	12	30	29	21	±3	3.4	±0.1	
Army	57	±4	8	14	33	28	17	±5	3.3	±0.1	
Navy	68	±5	10	13	23	29	24	±7	3.5	±0.2	
Marine Corps	68	±8	14	12	39	17	19	±10	3.2	±0.3	
Air Force	66	±4	8	9	30	31	21	±4	3.5	±0.1	
Coast Guard	30	±12	NR	NR	NR	NR	NR		NR		
<b>EMPLOYMENT STATUS</b>											
Civilian	69	±6	9	13	29	33	17	±8	3.4	±0.2	
Military	62	±3	9	12	30	28	21	±3	3.4	±0.1	
Enlisted	60	±4	6	10	28	32	23	±5	3.6	±0.2	
Officers	64	±4	10	14	31	25	20	±4	3.3	±0.2	
<b>SIZE OF UNIT</b>											
Less Than 50	56	±5	15	14	27	27	17	±6	3.2	±0.2	
50 to 99	57	±5	6	10	33	30	21	±7	3.5	±0.2	
100 to 249	66	±4	6	13	31	29	21	±5	3.5	±0.2	
250 or More	72	±4	8	12	28	29	23	±6	3.5	±0.2	
<b>LOCATION</b>											
US (Incl. Territories)	62	±3	8	13	31	29	19	±3	3.4	±0.1	
Overseas	67	±6	10	11	25	28	26	±8	3.5	±0.2	
<b>DURATION OF UVAO ASSIGNMENT</b>											
Less Than 3 Months	51	±8	9	7	40	26	18	±11	3.4	±0.3	
3 Months to Less Than 6 Months	56	±6	10	15	31	21	23	±7	3.3	±0.2	
6 Months to Less Than 1 Year	61	±4	8	10	32	30	19	±5	3.4	±0.2	
1 Year or More	68	±4	9	13	27	30	21	±4	3.4	±0.2	
<b>PRIOR UVAO SERVICE</b>											
Prior Service	67	±4	9	14	26	29	23	±5	3.4	±0.2	
Non-Prior Service	60	±3	9	11	32	29	19	±4	3.4	±0.1	
<b>UVAO TRAINING</b>											
Trained	64	±3	9	12	29	29	21	±3	3.4	±0.1	
Not Trained	22	±11	NR	NR	NR	NR	NR		NR		
<b>AGE</b>											
18 to 24 Years Old	56	±7	18	8	38	16	21	±10	3.1	±0.3	
25 to 29 Years Old	62	±6	9	14	29	31	18	±7	3.3	±0.2	
30 to 34 Years Old	63	±5	6	15	30	29	19	±6	3.4	±0.2	
35 Years Old or More	64	±3	9	11	29	30	22	±4	3.5	±0.1	

Note: Percent responding are UVAOs who answered the question and who used the 2013-14 VAG (Q28).  
 NR: Not reportable

30. How often did you use each of the following formats of the 2013-14 VAG?

c. CD-ROM copy

1. Never  
4. Frequently

2. Rarely  
5. Very frequently

3. Occasionally

	Percent Responding		Percentages					Max ME	Average Frequency		
			1	2	3	4	5				
<b>TOTAL</b>	58	±3	79	8	7	3	3	±3	1.4	±0.1	
Army	53	±4	72	10	11	3	4	±5	1.6	±0.1	
Navy	63	±5	76	10	7	4	2	±7	1.5	±0.2	
Marine Corps	63	±8	71	9	15	5	NR	±10	1.5	±0.2	
Air Force	59	±4	92	3	3	2	2	±3	1.2	±0.1	
Coast Guard	30	±12	NR	NR	NR	NR	NR		NR		
<b>EMPLOYMENT STATUS</b>											
Civilian	61	±6	78	14	5	2	2	±8	1.4	±0.2	
Military	57	±3	79	7	8	3	3	±3	1.4	±0.1	
Enlisted	54	±4	79	7	6	4	3	±5	1.4	±0.1	
Officers	60	±4	79	8	8	3	2	±4	1.4	±0.1	
<b>SIZE OF UNIT</b>											
Less Than 50	51	±5	82	6	7	4	1	±6	1.4	±0.2	
50 to 99	52	±5	78	7	9	1	4	±7	1.5	±0.2	
100 to 249	60	±4	80	7	6	4	2	±5	1.4	±0.1	
250 or More	67	±4	76	12	7	3	2	±6	1.4	±0.1	
<b>LOCATION</b>											
US (Incl. Territories)	56	±3	79	7	8	3	3	±3	1.5	±0.1	
Overseas	64	±6	80	12	4	3	1	±8	1.3	±0.2	
<b>DURATION OF UVAO ASSIGNMENT</b>											
Less Than 3 Months	49	±8	79	8	4	5	5	±11	1.5	±0.3	
3 Months to Less Than 6 Months	52	±6	76	9	9	2	5	±7	1.5	±0.2	
6 Months to Less Than 1 Year	56	±4	79	9	7	3	2	±5	1.4	±0.1	
1 Year or More	63	±4	80	7	8	3	2	±4	1.4	±0.1	
<b>PRIOR UVAO SERVICE</b>											
Prior Service	62	±4	80	9	7	2	2	±4	1.4	±0.1	
Non-Prior Service	55	±3	78	8	7	4	3	±4	1.5	±0.1	
<b>UVAO TRAINING</b>											
Trained	59	±3	79	8	7	3	3	±3	1.4	±0.1	
Not Trained	21	±11	NR	NR	NR	NR	NR		NR		
<b>AGE</b>											
18 to 24 Years Old	54	±7	82	6	10	1	1	±9	1.3	±0.2	
25 to 29 Years Old	57	±6	80	4	9	4	2	±6	1.4	±0.2	
30 to 34 Years Old	57	±5	77	8	8	5	3	±6	1.5	±0.2	
35 Years Old or More	59	±3	79	10	6	2	3	±4	1.4	±0.1	

Note. Percent responding are UVAOs who answered the question and who used the 2013-14 VAG (Q28).  
NR: Not reportable

31. How often did you use the following in the 2013-14 VAG?

a. Dates of elections and deadlines

- 1. Never
- 4. Frequently

- 2. Rarely
- 5. Very frequently

- 3. Occasionally

	Percent Responding		Percentages					Max ME	Average Frequency		
			1	2	3	4	5				
<b>TOTAL</b>	62	±3	5	10	32	33	19	±3	3.5	±0.1	
Army	57	±4	3	11	30	35	21	±5	3.6	±0.1	
Navy	66	±5	6	7	30	35	22	±7	3.6	±0.2	
Marine Corps	69	±8	5	22	27	30	17	±10	3.3	±0.3	
Air Force	65	±4	8	11	36	29	15	±5	3.3	±0.1	
Coast Guard	30	±12	NR	NR	NR	NR	NR		NR		
<b>EMPLOYMENT STATUS</b>											
Civilian	69	±6	7	9	35	27	22	±8	3.5	±0.2	
Military	61	±3	5	10	32	34	19	±3	3.5	±0.1	
Enlisted	59	±4	3	8	35	36	17	±5	3.6	±0.1	
Officers	64	±4	7	11	29	32	20	±4	3.5	±0.1	
<b>SIZE OF UNIT</b>											
Less Than 50	55	±5	10	10	32	36	12	±7	3.3	±0.2	
50 to 99	57	±5	6	8	40	25	21	±7	3.5	±0.2	
100 to 249	66	±4	4	10	29	36	21	±5	3.6	±0.1	
250 or More	72	±4	3	12	30	34	22	±6	3.6	±0.2	
<b>LOCATION</b>											
US (Incl. Territories)	61	±3	6	10	33	32	19	±3	3.5	±0.1	
Overseas	66	±6	4	10	29	37	20	±8	3.6	±0.2	
<b>DURATION OF UVAO ASSIGNMENT</b>											
Less Than 3 Months	50	±8	6	9	41	36	8	±11	3.3	±0.2	
3 Months to Less Than 6 Months	55	±6	4	12	32	34	19	±7	3.5	±0.2	
6 Months to Less Than 1 Year	60	±4	5	11	33	30	21	±5	3.5	±0.2	
1 Year or More	68	±4	6	9	31	34	20	±5	3.5	±0.1	
<b>PRIOR UVAO SERVICE</b>											
Prior Service	66	±4	5	10	31	32	21	±5	3.5	±0.1	
Non-Prior Service	60	±3	6	10	33	33	18	±4	3.5	±0.1	
<b>UVAO TRAINING</b>											
Trained	64	±3	5	10	32	33	20	±3	3.5	±0.1	
Not Trained	22	±11	NR	NR	NR	NR	NR		NR		
<b>AGE</b>											
18 to 24 Years Old	56	±7	8	2	35	39	16	±10	3.5	±0.2	
25 to 29 Years Old	61	±6	6	15	30	33	16	±7	3.4	±0.2	
30 to 34 Years Old	61	±5	8	14	27	33	18	±7	3.4	±0.2	
35 Years Old or More	64	±3	4	8	35	32	22	±4	3.6	±0.1	

Note: Percent responding are UVAOs who answered the question and who used the 2013-14 VAG (Q28).  
 NR: Not reportable

## 31. How often did you use the following in the 2013-14 VAG?

## b. The "Important Information" section

1. Never  
4. Frequently2. Rarely  
5. Very frequently

3. Occasionally

	Percent Responding		Percentages					Max ME	Average Frequency		
			1	2	3	4	5				
<b>TOTAL</b>	62	±3	7	14	34	29	15	±3	3.3	±0.1	
Army	57	±4	5	15	31	31	18	±5	3.4	±0.1	
Navy	66	±5	7	12	33	31	16	±7	3.4	±0.2	
Marine Corps	64	±8	14	16	32	27	11	±10	3.0	±0.3	
Air Force	65	±4	9	15	39	25	12	±5	3.2	±0.1	
Coast Guard	30	±12	NR	NR	NR	NR	NR		3.0	±0.0	
<b>EMPLOYMENT STATUS</b>											
Civilian	67	±6	5	20	33	28	14	±8	3.3	±0.2	
Military	61	±3	7	13	35	29	15	±3	3.3	±0.1	
Enlisted	59	±4	4	12	34	34	15	±5	3.4	±0.1	
Officers	63	±4	10	14	35	26	15	±4	3.2	±0.1	
<b>SIZE OF UNIT</b>											
Less Than 50	55	±5	13	16	33	25	13	±6	3.1	±0.2	
50 to 99	56	±5	7	11	43	25	14	±7	3.3	±0.2	
100 to 249	65	±4	4	14	35	33	14	±5	3.4	±0.1	
250 or More	71	±4	6	15	29	31	19	±6	3.4	±0.2	
<b>LOCATION</b>											
US (Incl. Territories)	61	±3	8	15	35	27	15	±3	3.3	±0.1	
Overseas	66	±6	5	13	31	37	14	±8	3.4	±0.2	
<b>DURATION OF UVAO ASSIGNMENT</b>											
Less Than 3 Months	50	±8	4	11	47	23	16	±11	3.4	±0.3	
3 Months to Less Than 6 Months	56	±6	6	14	35	30	14	±7	3.3	±0.2	
6 Months to Less Than 1 Year	60	±4	8	15	35	27	15	±5	3.3	±0.2	
1 Year or More	67	±4	7	15	32	31	15	±5	3.3	±0.1	
<b>PRIOR UVAO SERVICE</b>											
Prior Service	66	±4	7	15	32	31	15	±5	3.3	±0.1	
Non-Prior Service	59	±3	7	14	36	28	15	±4	3.3	±0.1	
<b>UVAO TRAINING</b>											
Trained	64	±3	7	14	34	29	15	±3	3.3	±0.1	
Not Trained	21	±10	NR	NR	NR	NR	NR		NR		
<b>AGE</b>											
18 to 24 Years Old	56	±7	5	12	47	21	15	±9	3.3	±0.2	
25 to 29 Years Old	61	±6	9	14	36	27	13	±7	3.2	±0.2	
30 to 34 Years Old	61	±5	11	14	32	26	17	±6	3.2	±0.2	
35 Years Old or More	64	±3	5	15	33	33	15	±4	3.4	±0.1	

Note. Percent responding are UVAOs who answered the question and who used the 2013-14 VAG (Q28).

NR: Not reportable

31. How often did you use the following in the 2013-14 VAG?

c. State-by-State information on filling out FPCAs

1. Never  
 2. Rarely  
 3. Occasionally  
 4. Frequently  
 5. Very frequently

	Percent Responding		Percentages					Max ME	Average Frequency		
			1	2	3	4	5				
<b>TOTAL</b>	62	±3	9	18	32	27	14	±3	3.2	±0.1	
Army	57	±4	8	13	29	31	19	±5	3.4	±0.1	
Navy	65	±5	8	18	32	29	13	±7	3.2	±0.2	
Marine Corps	69	±8	10	17	40	27	7	±10	3.0	±0.2	
Air Force	65	±4	12	23	34	19	11	±4	3.0	±0.1	
Coast Guard	30	±12	NR	NR	NR	NR	NR		NR		
<b>EMPLOYMENT STATUS</b>											
Civilian	69	±6	6	15	37	28	13	±8	3.3	±0.2	
Military	61	±3	10	18	31	26	14	±3	3.2	±0.1	
Enlisted	58	±4	8	18	31	29	14	±5	3.2	±0.2	
Officers	63	±4	11	19	32	24	14	±4	3.1	±0.1	
<b>SIZE OF UNIT</b>											
Less Than 50	55	±5	17	15	35	25	8	±6	2.9	±0.2	
50 to 99	57	±5	8	20	36	19	17	±7	3.2	±0.2	
100 to 249	65	±4	8	22	27	29	15	±5	3.2	±0.2	
250 or More	71	±4	5	15	33	31	16	±6	3.4	±0.2	
<b>LOCATION</b>											
US (Incl. Territories)	61	±3	10	19	32	25	14	±3	3.2	±0.1	
Overseas	65	±6	8	15	32	31	13	±8	3.3	±0.2	
<b>DURATION OF UVAO ASSIGNMENT</b>											
Less Than 3 Months	51	±8	12	26	34	20	8	±11	2.9	±0.3	
3 Months to Less Than 6 Months	55	±6	8	20	32	21	19	±7	3.2	±0.2	
6 Months to Less Than 1 Year	60	±4	11	18	33	25	13	±5	3.1	±0.2	
1 Year or More	68	±4	9	17	31	30	14	±5	3.2	±0.1	
<b>PRIOR UVAO SERVICE</b>											
Prior Service	66	±4	6	17	31	29	16	±5	3.3	±0.1	
Non-Prior Service	60	±3	12	18	33	25	13	±4	3.1	±0.1	
<b>UVAO TRAINING</b>											
Trained	64	±3	9	18	32	27	14	±3	3.2	±0.1	
Not Trained	22	±11	NR	NR	NR	NR	NR		NR		
<b>AGE</b>											
18 to 24 Years Old	55	±7	14	16	34	18	19	±9	3.1	±0.3	
25 to 29 Years Old	61	±6	9	19	34	29	9	±7	3.1	±0.2	
30 to 34 Years Old	61	±5	14	16	29	27	14	±6	3.1	±0.2	
35 Years Old or More	64	±3	7	19	33	27	15	±4	3.2	±0.1	

Note: Percent responding are UVAOs who answered the question and who used the 2013-14 VAG (Q28).  
 NR: Not reportable

## 31. How often did you use the following in the 2013-14 VAG?

## d. The "Voting Your Ballot" section

1. Never  
4. Frequently

2. Rarely  
5. Very frequently

3. Occasionally

	Percent Responding		Percentages					Max ME	Average Frequency		
			1	2	3	4	5				
<b>TOTAL</b>	63	±3	14	21	33	20	11	±3	2.9	±0.1	
Army	58	±4	12	20	31	24	13	±4	3.1	±0.1	
Navy	66	±5	12	24	31	22	11	±7	3.0	±0.2	
Marine Corps	69	±8	22	8	45	20	5	±10	2.8	±0.3	
Air Force	66	±4	19	23	35	15	8	±5	2.7	±0.1	
Coast Guard	26	±11	NR	NR	NR	NR	NR		NR		
<b>EMPLOYMENT STATUS</b>											
Civilian	70	±6	12	25	36	17	10	±8	2.9	±0.2	
Military	62	±3	15	21	33	21	11	±3	2.9	±0.1	
Enlisted	59	±4	12	18	34	24	12	±5	3.1	±0.2	
Officers	64	±4	17	23	32	19	9	±4	2.8	±0.1	
<b>SIZE OF UNIT</b>											
Less Than 50	55	±5	23	19	35	15	9	±6	2.7	±0.2	
50 to 99	57	±5	14	23	37	14	13	±7	2.9	±0.2	
100 to 249	66	±4	12	26	30	24	8	±5	2.9	±0.2	
250 or More	72	±4	11	18	33	25	13	±6	3.1	±0.2	
<b>LOCATION</b>											
US (Incl. Territories)	62	±3	15	22	33	20	10	±3	2.9	±0.1	
Overseas	67	±6	12	19	34	23	12	±8	3.0	±0.2	
<b>DURATION OF UVAO ASSIGNMENT</b>											
Less Than 3 Months	50	±8	19	24	32	18	7	±11	2.7	±0.3	
3 Months to Less Than 6 Months	56	±6	13	21	30	25	11	±7	3.0	±0.2	
6 Months to Less Than 1 Year	61	±4	14	22	35	19	9	±5	2.9	±0.2	
1 Year or More	68	±4	14	21	33	19	12	±5	2.9	±0.2	
<b>PRIOR UVAO SERVICE</b>											
Prior Service	67	±4	13	22	32	21	12	±5	3.0	±0.2	
Non-Prior Service	60	±3	16	21	34	20	10	±4	2.9	±0.1	
<b>UVAO TRAINING</b>											
Trained	64	±3	14	22	33	20	11	±3	2.9	±0.1	
Not Trained	21	±10	NR	NR	NR	NR	NR		NR		
<b>AGE</b>											
18 to 24 Years Old	56	±7	12	20	36	20	11	±9	3.0	±0.3	
25 to 29 Years Old	61	±6	18	21	30	25	5	±7	2.8	±0.2	
30 to 34 Years Old	61	±5	17	19	31	20	13	±6	2.9	±0.2	
35 Years Old or More	65	±3	12	23	35	19	11	±4	3.0	±0.1	

Note. Percent responding are UVAOs who answered the question and who used the 2013-14 VAG (Q28).

NR: Not reportable

31. How often did you use the following in the 2013-14 VAG?

e. State-by-State information on filling out FWABs

1. Never  
4. Frequently

2. Rarely  
5. Very frequently

3. Occasionally

	Percent Responding		Percentages					Max ME	Average Frequency		
			1	2	3	4	5				
<b>TOTAL</b>	62	±3	12	20	34	21	13	±3	3.0	±0.1	
Army	58	±4	11	14	34	24	17	±5	3.2	±0.2	
Navy	65	±5	12	19	34	22	13	±7	3.1	±0.2	
Marine Corps	69	±8	13	18	35	27	7	±10	3.0	±0.3	
Air Force	65	±4	14	28	33	15	10	±4	2.8	±0.1	
Coast Guard	30	±12	NR	NR	NR	NR	NR		NR		
<b>EMPLOYMENT STATUS</b>											
Civilian	69	±6	12	16	41	18	13	±8	3.0	±0.2	
Military	61	±3	12	20	33	21	13	±3	3.0	±0.1	
Enlisted	59	±4	10	17	33	27	13	±5	3.2	±0.2	
Officers	63	±4	14	23	32	17	13	±4	2.9	±0.1	
<b>SIZE OF UNIT</b>											
Less Than 50	54	±5	21	18	31	20	10	±6	2.8	±0.2	
50 to 99	57	±5	9	21	40	17	14	±7	3.1	±0.2	
100 to 249	66	±4	12	23	33	19	13	±5	3.0	±0.2	
250 or More	71	±4	8	17	33	27	16	±6	3.3	±0.2	
<b>LOCATION</b>											
US (Incl. Territories)	61	±3	12	21	35	19	13	±3	3.0	±0.1	
Overseas	67	±6	12	16	32	27	13	±8	3.1	±0.2	
<b>DURATION OF UVAO ASSIGNMENT</b>											
Less Than 3 Months	50	±8	15	21	33	19	13	±11	2.9	±0.3	
3 Months to Less Than 6 Months	54	±6	10	22	36	16	16	±7	3.1	±0.2	
6 Months to Less Than 1 Year	60	±4	13	19	36	21	11	±5	3.0	±0.2	
1 Year or More	68	±4	12	20	32	22	14	±4	3.0	±0.2	
<b>PRIOR UVAO SERVICE</b>											
Prior Service	66	±4	10	21	31	23	15	±5	3.1	±0.2	
Non-Prior Service	60	±3	14	19	36	19	12	±4	3.0	±0.1	
<b>UVAO TRAINING</b>											
Trained	64	±3	12	20	34	21	13	±3	3.0	±0.1	
Not Trained	22	±11	NR	NR	NR	NR	NR		NR		
<b>AGE</b>											
18 to 24 Years Old	56	±7	11	22	40	13	15	±10	3.0	±0.3	
25 to 29 Years Old	60	±6	12	25	32	22	10	±7	2.9	±0.2	
30 to 34 Years Old	61	±5	17	17	30	21	15	±6	3.0	±0.2	
35 Years Old or More	64	±3	10	19	35	22	13	±4	3.1	±0.1	

Note: Percent responding are UVAOs who answered the question and who used the 2013-14 VAG (Q28).

NR: Not reportable



31. How often did you use the following in the 2013-14 VAG?

f. Instructions on submitting forms

1. Never  
4. Frequently

2. Rarely  
5. Very frequently

3. Occasionally

	Percent Responding		Percentages					Max ME	Average Frequency		
			1	2	3	4	5				
<b>TOTAL</b>	62	±3	7	17	34	28	14	±3	3.2	±0.1	
Army	58	±4	6	14	31	31	18	±5	3.4	±0.1	
Navy	66	±5	7	14	34	31	14	±7	3.3	±0.2	
Marine Corps	68	±8	12	20	36	24	8	±10	3.0	±0.3	
Air Force	65	±4	8	22	37	22	11	±5	3.0	±0.1	
Coast Guard	30	±12	NR	NR	NR	NR	NR		NR		
<b>EMPLOYMENT STATUS</b>											
Civilian	70	±6	11	14	35	28	13	±8	3.2	±0.2	
Military	61	±3	7	17	34	28	14	±3	3.2	±0.1	
Enlisted	59	±4	5	14	34	33	14	±5	3.4	±0.1	
Officers	64	±4	8	20	34	24	14	±4	3.2	±0.1	
<b>SIZE OF UNIT</b>											
Less Than 50	55	±5	13	15	38	23	10	±7	3.0	±0.2	
50 to 99	56	±5	4	19	35	26	16	±7	3.3	±0.2	
100 to 249	66	±4	8	16	33	31	12	±5	3.2	±0.2	
250 or More	72	±4	5	18	31	29	17	±6	3.4	±0.2	
<b>LOCATION</b>											
US (Incl. Territories)	61	±3	8	17	35	26	14	±3	3.2	±0.1	
Overseas	67	±6	6	15	31	33	15	±8	3.4	±0.2	
<b>DURATION OF UVAO ASSIGNMENT</b>											
Less Than 3 Months	50	±8	7	17	41	18	17	±11	3.2	±0.3	
3 Months to Less Than 6 Months	56	±6	7	17	31	26	19	±7	3.3	±0.2	
6 Months to Less Than 1 Year	61	±4	7	17	36	29	11	±5	3.2	±0.1	
1 Year or More	68	±4	8	17	33	28	14	±5	3.2	±0.1	
<b>PRIOR UVAO SERVICE</b>											
Prior Service	66	±4	9	14	32	29	15	±5	3.3	±0.2	
Non-Prior Service	60	±3	6	18	36	27	13	±4	3.2	±0.1	
<b>UVAO TRAINING</b>											
Trained	64	±3	7	17	34	28	14	±3	3.2	±0.1	
Not Trained	21	±10	NR	NR	NR	NR	NR		NR		
<b>AGE</b>											
18 to 24 Years Old	56	±7	7	15	34	29	15	±9	3.3	±0.2	
25 to 29 Years Old	62	±6	7	18	35	27	13	±7	3.2	±0.2	
30 to 34 Years Old	62	±5	10	16	34	26	14	±6	3.2	±0.2	
35 Years Old or More	64	±3	7	17	34	29	13	±4	3.3	±0.1	

Note. Percent responding are UVAOs who answered the question and who used the 2013-14 VAG (Q28).  
NR: Not reportable

**31. How often did you use the following in the 2013-14 VAG?**  
**g. Mailing addresses, e-mails, or fax numbers to send completed voting forms (e.g., FPCAs or FWABs)**

1. Never  
 2. Rarely  
 3. Occasionally  
 4. Frequently  
 5. Very frequently

	Percent Responding		Percentages					Max ME	Average Frequency		
			1	2	3	4	5				
<b>TOTAL</b>	62	±3	12	19	32	22	15	±3	3.1	±0.1	
Army	57	±4	10	15	31	26	18	±4	3.3	±0.2	
Navy	65	±5	12	17	32	23	15	±7	3.1	±0.2	
Marine Corps	69	±8	18	12	42	18	10	±10	2.9	±0.3	
Air Force	66	±4	14	25	33	17	11	±4	2.9	±0.1	
Coast Guard	30	±12	NR	NR	NR	NR	NR		NR		
<b>EMPLOYMENT STATUS</b>											
Civilian	69	±6	11	18	33	21	16	±8	3.1	±0.2	
Military	61	±3	12	19	32	22	14	±3	3.1	±0.1	
Enlisted	59	±4	10	19	31	27	14	±5	3.2	±0.2	
Officers	63	±4	14	19	33	19	15	±4	3.0	±0.1	
<b>SIZE OF UNIT</b>											
Less Than 50	55	±5	17	19	35	20	10	±6	2.9	±0.2	
50 to 99	56	±5	11	21	33	20	15	±7	3.1	±0.2	
100 to 249	66	±4	13	19	30	24	15	±5	3.1	±0.2	
250 or More	72	±4	8	17	33	24	18	±6	3.3	±0.2	
<b>LOCATION</b>											
US (Incl. Territories)	61	±3	13	19	33	21	14	±3	3.0	±0.1	
Overseas	67	±6	9	17	31	26	18	±8	3.3	±0.2	
<b>DURATION OF UVAO ASSIGNMENT</b>											
Less Than 3 Months	51	±8	18	22	30	16	14	±11	2.9	±0.3	
3 Months to Less Than 6 Months	55	±6	10	22	33	18	18	±7	3.1	±0.2	
6 Months to Less Than 1 Year	60	±4	13	16	38	20	13	±5	3.0	±0.2	
1 Year or More	68	±4	12	19	29	25	15	±4	3.1	±0.2	
<b>PRIOR UVAO SERVICE</b>											
Prior Service	66	±4	9	19	30	24	18	±5	3.2	±0.2	
Non-Prior Service	60	±3	14	18	35	21	12	±4	3.0	±0.1	
<b>UVAO TRAINING</b>											
Trained	64	±3	12	19	32	22	15	±3	3.1	±0.1	
Not Trained	22	±11	NR	NR	NR	NR	NR		NR		
<b>AGE</b>											
18 to 24 Years Old	56	±7	14	23	26	22	15	±9	3.0	±0.3	
25 to 29 Years Old	61	±6	14	22	36	19	9	±7	2.9	±0.2	
30 to 34 Years Old	61	±5	14	16	32	23	15	±7	3.1	±0.2	
35 Years Old or More	64	±3	10	18	33	23	16	±4	3.2	±0.1	

Note: Percent responding are UVAOs who answered the question and who used the 2013-14 VAG (Q28).  
 NR: Not reportable

33. Did you receive FVAP's voting alerts?

1. Yes

2. No, but I was registered to receive voting alerts from FVAP

3. No, and I was not registered to receive voting alerts from FVAP

	Percent Responding		Percentages			Max ME	Percentage Reporting Yes
			1	2	3		
<b>TOTAL</b>	98	±1	86	7	7	±2	
Army	99	±1	84	8	8	±3	
Navy	98	±2	85	8	7	±5	
Marine Corps	99	±2	84	9	7	±7	
Air Force	98	±2	90	5	6	±3	
Coast Guard	96	±5	81	8	12	±12	
<b>EMPLOYMENT STATUS</b>							
Civilian	99	±2	87	8	6	±5	
Military	98	±1	86	7	7	±2	
Enlisted	99	±1	87	7	6	±3	
Officers	98	±1	84	8	8	±3	
<b>SIZE OF UNIT</b>							
Less Than 50	99	±1	85	4	11	±4	
50 to 99	98	±2	84	10	6	±5	
100 to 249	98	±2	87	6	7	±4	
250 or More	99	±1	87	10	4	±4	
<b>LOCATION</b>							
US (Incl. Territories)	98	±1	86	7	7	±2	
Overseas	99	±2	85	8	7	±6	
<b>DURATION OF UVAO ASSIGNMENT</b>							
Less Than 3 Months	99	±2	75	9	17	±8	
3 Months to Less Than 6 Months	98	±2	78	12	11	±5	
6 Months to Less Than 1 Year	98	±2	85	7	8	±4	
1 Year or More	99	±1	91	5	3	±3	
<b>PRIOR UVAO SERVICE</b>							
Prior Service	98	±2	88	7	5	±3	
Non-Prior Service	99	±1	84	7	8	±3	
<b>UVAO TRAINING</b>							
Trained	98	±1	87	7	6	±2	
Not Trained	100	±0	48	20	32	±14	
<b>AGE</b>							
18 to 24 Years Old	98	±2	75	11	14	±7	
25 to 29 Years Old	99	±1	85	7	9	±5	
30 to 34 Years Old	97	±2	85	8	7	±5	
35 Years Old or More	99	±1	88	6	5	±3	

Note. Percent responding are UVAOs who answered the question.

**34. How did you distribute information obtained from the FVAP voting alerts?**

1. Forwarded e-mails
2. Posted information (e.g., on bulletin boards)
3. Through social media (e.g., Facebook, Twitter)
4. Announced during formations
5. Announced during staff meetings
6. No distribution method selected

	Percent Responding		Percentages						Max ME
			1	2	3	4	5	6	
<b>TOTAL</b>	84	±2	90	46	8	34	35	1	±3
Army	83	±3	83	58	9	38	36	3	±4
Navy	83	±5	92	52	11	33	38	1	±6
Marine Corps	83	±6	94	44	6	38	39	NR	±9
Air Force	88	±3	97	27	2	29	31	0	±4
Coast Guard	78	±11	90	19	5	24	24	NR	±14
<b>EMPLOYMENT STATUS</b>									
Civilian	86	±4	95	45	14	17	35	2	±7
Military	84	±2	90	46	7	36	35	1	±3
Enlisted	86	±3	90	47	7	42	37	1	±4
Officers	83	±3	90	46	6	31	34	1	±4
<b>SIZE OF UNIT</b>									
Less Than 50	84	±4	91	42	5	28	35	1	±5
50 to 99	83	±4	91	49	5	34	33	1	±6
100 to 249	85	±3	87	44	8	38	34	2	±5
250 or More	86	±4	94	51	12	35	39	1	±5
<b>LOCATION</b>									
US (Incl. Territories)	85	±2	90	47	7	32	32	1	±3
Overseas	84	±5	93	44	11	42	46	1	±7
<b>DURATION OF UVAO ASSIGNMENT</b>									
Less Than 3 Months	74	±7	88	35	5	27	24	4	±9
3 Months to Less Than 6 Months	76	±5	85	47	6	36	30	1	±6
6 Months to Less Than 1 Year	83	±3	89	43	7	39	35	2	±5
1 Year or More	90	±3	94	49	9	30	38	1	±4
<b>PRIOR UVAO SERVICE</b>									
Prior Service	86	±3	94	47	9	33	38	1	±4
Non-Prior Service	83	±3	88	46	7	35	34	2	±3
<b>UVAO TRAINING</b>									
Trained	86	±2	91	46	8	34	36	1	±3
Not Trained	48	±13	84	34	5	25	NR	NR	±16
<b>AGE</b>									
18 to 24 Years Old	74	±7	80	51	1	37	34	4	±9
25 to 29 Years Old	83	±5	86	40	4	32	29	2	±6
30 to 34 Years Old	82	±4	93	42	8	34	33	0	±5
35 Years Old or More	88	±2	92	50	9	34	39	1	±4




























Note. Percent responding are UVAOs who answered the question and who received FVAP's voting alerts (Q33).  
 NR: Not reportable

35. Did you visit FVAP.gov?

1. Yes

2. No, but I was aware of it

3. No, and I was not aware of it

	Percent Responding		Percentages			Max ME	Percentage Aware		
			1	2	3				
<b>TOTAL</b>	98	±1	95	4	1	±1	99.0	±1.0	
Army	99	±1	92	6	2	±2	98.0	±2.0	
Navy	99	±2	96	3	1	±3	99.0	±2.0	
Marine Corps	99	±2	97	2	1	±5	99.0	±4.0	
Air Force	98	±2	98	2	0	±2	100.0	±1.0	
Coast Guard	96	±5	92	8	NR	±10	NR		
<b>EMPLOYMENT STATUS</b>									
Civilian	99	±1	95	4	1	±4	99.0	±3.0	
Military	98	±1	95	4	1	±2	99.0	±1.0	
Enlisted	99	±1	94	4	2	±2	98.0	±2.0	
Officers	98	±1	96	4	1	±2	99.0	±1.0	
<b>SIZE OF UNIT</b>									
Less Than 50	99	±1	93	5	2	±3	98.0	±2.0	
50 to 99	98	±2	96	3	1	±3	99.0	±2.0	
100 to 249	98	±2	95	4	1	±2	99.0	±2.0	
250 or More	98	±1	97	2	1	±2	99.0	±1.0	
<b>LOCATION</b>									
US (Incl. Territories)	98	±1	94	4	2	±2	98.0	±1.0	
Overseas	98	±2	97	2	0	±2	100.0	±1.0	
<b>DURATION OF UVAO ASSIGNMENT</b>									
Less Than 3 Months	98	±3	89	9	3	±6	97.0	±4.0	
3 Months to Less Than 6 Months	98	±2	93	5	2	±4	98.0	±2.0	
6 Months to Less Than 1 Year	98	±2	96	2	2	±2	98.0	±2.0	
1 Year or More	99	±1	96	3	1	±2	99.0	±1.0	
<b>PRIOR UVAO SERVICE</b>									
Prior Service	98	±2	95	4	1	±2	99.0	±1.0	
Non-Prior Service	99	±1	95	3	2	±2	98.0	±1.0	
<b>UVAO TRAINING</b>									
Trained	98	±1	96	3	1	±1	99.0	±1.0	
Not Trained	100	±0	74	13	13	±11	87.0	±9.0	
<b>AGE</b>									
18 to 24 Years Old	98	±2	90	7	3	±6	97.0	±4.0	
25 to 29 Years Old	99	±1	96	3	1	±3	99.0	±2.0	
30 to 34 Years Old	97	±2	95	4	1	±3	99.0	±2.0	
35 Years Old or More	99	±1	96	3	1	±2	99.0	±1.0	

Note. Percent responding are UVAOs who answered the question. Percentage Aware includes those who indicated "Yes" or "No, but I was aware of it."  
 NR: Not reportable

**36. How useful were each of the following in helping you perform your UVAO duties?**

**a. PDF versions of voting forms (e.g., FPCAs or FWABs) or envelopes**

1. Not at all useful  
4. Useful

2. Not very useful  
5. Very useful

3. Somewhat useful  
6. Does not apply

	Percent Responding		Percentages						Max ME	Percentage Useful/Very Useful		
			1	2	3	4	5	6				
<b>TOTAL</b>	91	±2	1	3	19	38	30	9	±3	68.0	±3.0	
Army	90	±2	1	2	20	37	31	9	±4	68.0	±4.0	
Navy	92	±3	1	3	17	39	32	8	±6	71.0	±6.0	
Marine Corps	92	±5	1	4	21	36	29	9	±9	65.0	±9.0	
Air Force	93	±2	1	2	20	37	28	11	±4	66.0	±4.0	
Coast Guard	85	±9	NR	4	26	26	22	22	±14	48.0	±14.0	
<b>EMPLOYMENT STATUS</b>												
Civilian	91	±4	1	2	13	38	31	14	±7	69.0	±6.0	
Military	91	±2	1	3	20	38	30	9	±3	68.0	±3.0	
Enlisted	91	±2	1	1	18	37	34	9	±4	71.0	±4.0	
Officers	91	±2	1	3	22	38	27	9	±4	65.0	±4.0	
<b>SIZE OF UNIT</b>												
Less Than 50	88	±3	0	2	22	39	26	11	±5	65.0	±5.0	
50 to 99	91	±3	1	2	23	35	28	11	±6	63.0	±6.0	
100 to 249	91	±3	0	2	17	39	32	9	±5	71.0	±4.0	
250 or More	95	±2	2	4	15	37	34	7	±5	72.0	±5.0	
<b>LOCATION</b>												
US (Incl. Territories)	91	±2	1	3	21	37	29	10	±3	66.0	±3.0	
Overseas	94	±3	1	2	14	38	36	8	±7	74.0	±6.0	
<b>DURATION OF UVAO ASSIGNMENT</b>												
Less Than 3 Months	85	±6	0	6	26	23	26	19	±9	49.0	±9.0	
3 Months to Less Than 6 Months	89	±4	1	2	23	32	28	13	±6	60.0	±6.0	
6 Months to Less Than 1 Year	92	±3	1	2	18	41	30	9	±4	71.0	±4.0	
1 Year or More	93	±2	1	3	18	39	32	7	±4	70.0	±4.0	
<b>PRIOR UVAO SERVICE</b>												
Prior Service	91	±3	1	1	16	40	35	7	±4	75.0	±4.0	
Non-Prior Service	92	±2	1	3	21	36	27	11	±3	64.0	±3.0	
<b>UVAO TRAINING</b>												
Trained	92	±2	1	2	19	38	31	9	±3	69.0	±3.0	
Not Trained	69	±11	NR	NR	22	31	11	23	±17	42.0	±16.0	
<b>AGE</b>												
18 to 24 Years Old	82	±6	2	6	26	37	20	9	±8	57.0	±8.0	
25 to 29 Years Old	94	±3	0	3	26	34	26	11	±6	60.0	±6.0	
30 to 34 Years Old	90	±3	2	1	17	40	32	9	±5	71.0	±5.0	
35 Years Old or More	92	±2	1	3	17	38	32	9	±4	71.0	±3.0	

Note: Percent responding are UVAOs who answered the question and who visited FVAP.gov (Q35).  
NR: Not reportable

36. How useful were each of the following in helping you perform your UVAO duties?

b. Election date calendar

1. Not at all useful  
4. Useful

2. Not very useful  
5. Very useful

3. Somewhat useful  
6. Does not apply

	Percent Responding		Percentages						Max ME	Percentage Useful/Very Useful		
			1	2	3	4	5	6				
<b>TOTAL</b>	92	±2	1	1	13	41	38	7	±3	78.0	±2.0	
Army	90	±2	1	2	13	40	38	6	±4	78.0	±3.0	
Navy	93	±3	1	0	10	40	43	6	±6	83.0	±5.0	
Marine Corps	93	±4	0	0	16	47	33	4	±9	80.0	±8.0	
Air Force	93	±2	0	1	16	41	34	9	±4	74.0	±4.0	
Coast Guard	89	±8	NR	8	21	42	21	8	±14	63.0	±14.0	
<b>EMPLOYMENT STATUS</b>												
Civilian	93	±3	0	1	7	46	38	8	±7	85.0	±5.0	
Military	92	±2	1	1	14	40	38	7	±3	78.0	±3.0	
Enlisted	92	±2	0	1	12	40	40	6	±4	80.0	±3.0	
Officers	92	±2	1	1	16	40	36	7	±4	76.0	±3.0	
<b>SIZE OF UNIT</b>												
Less Than 50	90	±3	0	1	16	48	28	6	±5	76.0	±4.0	
50 to 99	93	±3	1	1	17	35	37	9	±5	73.0	±5.0	
100 to 249	92	±3	0	1	11	40	40	7	±5	80.0	±4.0	
250 or More	95	±2	1	0	10	37	46	6	±5	83.0	±4.0	
<b>LOCATION</b>												
US (Incl. Territories)	92	±2	0	1	14	41	37	7	±3	78.0	±2.0	
Overseas	95	±3	1	1	11	39	41	7	±7	80.0	±6.0	
<b>DURATION OF UVAO ASSIGNMENT</b>												
Less Than 3 Months	86	±6	0	5	21	36	24	13	±9	61.0	±9.0	
3 Months to Less Than 6 Months	90	±3	1	2	15	38	33	11	±6	71.0	±6.0	
6 Months to Less Than 1 Year	92	±3	0	1	14	42	37	6	±4	79.0	±4.0	
1 Year or More	94	±2	1	0	11	40	42	5	±4	83.0	±3.0	
<b>PRIOR UVAO SERVICE</b>												
Prior Service	92	±2	1	1	10	41	43	4	±4	84.0	±3.0	
Non-Prior Service	93	±2	0	1	15	40	35	8	±3	75.0	±3.0	
<b>UVAO TRAINING</b>												
Trained	93	±2	1	1	13	41	39	7	±3	79.0	±2.0	
Not Trained	68	±11	NR	7	28	32	17	15	±18	NR		
<b>AGE</b>												
18 to 24 Years Old	82	±6	0	2	20	41	27	10	±8	68.0	±8.0	
25 to 29 Years Old	94	±3	0	2	20	39	31	8	±6	70.0	±6.0	
30 to 34 Years Old	91	±3	1	1	12	40	38	7	±5	78.0	±5.0	
35 Years Old or More	94	±2	0	0	11	42	42	5	±4	83.0	±3.0	

Note. Percent responding are UVAOs who answered the question and who visited FVAP.gov (Q35).  
NR: Not reportable

**36. How useful were each of the following in helping you perform your UVAO duties?**

**c. Links to other election-related websites**

1. Not at all useful  
4. Useful

2. Not very useful  
5. Very useful

3. Somewhat useful  
6. Does not apply

	Percent Responding		Percentages						Max ME	Percentage Useful/Very Useful		
			1	2	3	4	5	6				
<b>TOTAL</b>	90	±2	1	4	20	38	26	11	±3	64.0	±3.0	
Army	88	±3	1	4	19	39	26	10	±4	66.0	±4.0	
Navy	91	±3	1	2	20	40	28	10	±6	67.0	±6.0	
Marine Corps	91	±5	0	6	24	41	25	4	±9	66.0	±9.0	
Air Force	92	±2	1	4	20	36	23	15	±4	60.0	±4.0	
Coast Guard	89	±8	NR	13	25	25	17	21	±13	42.0	±14.0	
<b>EMPLOYMENT STATUS</b>												
Civilian	90	±4	1	3	13	41	32	11	±7	73.0	±6.0	
Military	90	±2	1	4	21	38	25	11	±3	63.0	±3.0	
Enlisted	90	±2	0	3	17	40	30	10	±4	70.0	±4.0	
Officers	90	±2	1	5	24	37	21	12	±4	58.0	±4.0	
<b>SIZE OF UNIT</b>												
Less Than 50	88	±3	0	3	20	43	20	13	±5	63.0	±5.0	
50 to 99	89	±4	0	3	21	38	26	13	±6	63.0	±6.0	
100 to 249	90	±3	1	5	22	37	24	11	±5	62.0	±5.0	
250 or More	94	±2	2	4	17	35	34	8	±5	69.0	±5.0	
<b>LOCATION</b>												
US (Incl. Territories)	89	±2	1	4	21	38	26	10	±3	64.0	±3.0	
Overseas	94	±3	1	3	17	40	25	14	±7	65.0	±6.0	
<b>DURATION OF UVAO ASSIGNMENT</b>												
Less Than 3 Months	82	±6	1	9	26	30	16	18	±9	46.0	±9.0	
3 Months to Less Than 6 Months	88	±4	1	8	19	33	22	17	±6	55.0	±6.0	
6 Months to Less Than 1 Year	90	±3	1	2	21	40	24	12	±4	64.0	±4.0	
1 Year or More	92	±2	1	3	19	40	30	7	±4	70.0	±4.0	
<b>PRIOR UVAO SERVICE</b>												
Prior Service	90	±3	0	3	17	41	32	7	±4	73.0	±4.0	
Non-Prior Service	90	±2	1	4	21	37	22	14	±3	59.0	±3.0	
<b>UVAO TRAINING</b>												
Trained	91	±2	1	4	20	38	26	11	±3	64.0	±3.0	
Not Trained	66	±11	NR	9	18	NR	16	NR	±13	60.0	±16.0	
<b>AGE</b>												
18 to 24 Years Old	81	±7	0	8	24	38	15	15	±8	53.0	±8.0	
25 to 29 Years Old	92	±3	1	6	28	32	13	19	±6	46.0	±6.0	
30 to 34 Years Old	89	±3	2	3	20	39	25	12	±5	64.0	±5.0	
35 Years Old or More	91	±2	1	3	16	41	32	8	±4	73.0	±3.0	

Note: Percent responding are UVAOs who answered the question and who visited FVAP.gov (Q35).  
NR: Not reportable



36. How useful were each of the following in helping you perform your UVAO duties?

d. International toll-free phone and fax numbers

1. Not at all useful  
4. Useful

2. Not very useful  
5. Very useful

3. Somewhat useful  
6. Does not apply

	Percent Responding		Percentages						Max ME	Percentage Useful/Very Useful		
			1	2	3	4	5	6				
<b>TOTAL</b>	91	±2	3	8	20	26	15	28	±3	41.0	±3.0	
Army	88	±3	3	7	21	27	17	25	±4	45.0	±4.0	
Navy	92	±3	3	9	20	27	15	27	±6	41.0	±6.0	
Marine Corps	91	±5	4	8	25	29	10	24	±8	39.0	±9.0	
Air Force	92	±2	4	8	20	24	13	32	±4	37.0	±4.0	
Coast Guard	85	±9	NR	17	13	17	9	43	±14	26.0	±14.0	
<b>EMPLOYMENT STATUS</b>												
Civilian	92	±4	2	6	18	23	14	38	±7	36.0	±7.0	
Military	90	±2	3	8	21	27	15	27	±3	42.0	±3.0	
Enlisted	90	±2	2	7	20	29	18	24	±4	47.0	±4.0	
Officers	91	±2	4	9	21	25	13	29	±4	37.0	±4.0	
<b>SIZE OF UNIT</b>												
Less Than 50	88	±3	2	7	18	27	13	32	±5	41.0	±5.0	
50 to 99	91	±3	3	6	21	25	14	31	±5	39.0	±6.0	
100 to 249	91	±3	3	9	21	24	15	28	±4	39.0	±5.0	
250 or More	93	±2	5	8	20	28	17	21	±5	46.0	±5.0	
<b>LOCATION</b>												
US (Incl. Territories)	90	±2	3	7	20	24	14	31	±3	39.0	±3.0	
Overseas	94	±3	2	9	21	32	17	18	±6	49.0	±7.0	
<b>DURATION OF UVAO ASSIGNMENT</b>												
Less Than 3 Months	85	±6	4	11	31	21	11	22	±9	32.0	±9.0	
3 Months to Less Than 6 Months	89	±4	5	7	21	21	12	34	±6	33.0	±6.0	
6 Months to Less Than 1 Year	92	±3	2	6	18	28	17	28	±4	45.0	±4.0	
1 Year or More	91	±2	3	9	20	28	15	26	±4	42.0	±4.0	
<b>PRIOR UVAO SERVICE</b>												
Prior Service	90	±2	2	8	20	30	15	25	±4	45.0	±4.0	
Non-Prior Service	91	±2	4	7	20	24	15	30	±3	38.0	±3.0	
<b>UVAO TRAINING</b>												
Trained	92	±2	3	8	20	26	15	28	±3	41.0	±3.0	
Not Trained	69	±11	NR	7	22	32	18	21	±18	NR		
<b>AGE</b>												
18 to 24 Years Old	82	±6	3	12	23	25	14	24	±7	38.0	±8.0	
25 to 29 Years Old	93	±3	4	7	25	23	11	30	±6	34.0	±6.0	
30 to 34 Years Old	89	±3	4	8	19	28	16	24	±5	44.0	±5.0	
35 Years Old or More	92	±2	2	7	19	27	16	30	±3	42.0	±4.0	

Note. Percent responding are UVAOs who answered the question and who visited FVAP.gov (Q35).  
NR: Not reportable

36. How useful were each of the following in helping you perform your UVAO duties?

e. The VAO section

- 1. Not at all useful
- 4. Useful

- 2. Not very useful
- 5. Very useful

- 3. Somewhat useful
- 6. Does not apply

	Percent Responding		Percentages						Max ME	Percentage Useful/Very Useful		
			1	2	3	4	5	6				
<b>TOTAL</b>	90	±2	1	2	18	43	30	6	±3	73.0	±3.0	
Army	88	±3	1	3	19	41	30	6	±4	71.0	±4.0	
Navy	91	±3	1	1	14	45	34	4	±6	79.0	±5.0	
Marine Corps	90	±5	0	3	23	33	33	8	±9	67.0	±9.0	
Air Force	91	±3	0	2	19	46	24	8	±4	70.0	±4.0	
Coast Guard	89	±8	NR	8	21	33	21	17	±14	54.0	±14.0	
<b>EMPLOYMENT STATUS</b>												
Civilian	89	±4	1	1	12	42	35	8	±7	77.0	±6.0	
Military	90	±2	1	2	19	43	29	6	±3	72.0	±3.0	
Enlisted	89	±3	1	2	16	45	31	5	±4	76.0	±4.0	
Officers	90	±2	1	2	21	42	27	7	±4	69.0	±4.0	
<b>SIZE OF UNIT</b>												
Less Than 50	88	±3	0	2	20	48	22	7	±5	70.0	±5.0	
50 to 99	89	±4	1	3	19	42	27	8	±6	69.0	±5.0	
100 to 249	89	±3	0	2	19	41	31	7	±5	72.0	±4.0	
250 or More	94	±2	2	1	14	42	38	4	±5	80.0	±4.0	
<b>LOCATION</b>												
US (Incl. Territories)	89	±2	1	3	19	42	30	6	±3	72.0	±3.0	
Overseas	94	±3	1	1	15	46	30	7	±7	76.0	±6.0	
<b>DURATION OF UVAO ASSIGNMENT</b>												
Less Than 3 Months	81	±6	0	5	29	29	26	12	±9	55.0	±9.0	
3 Months to Less Than 6 Months	89	±4	1	3	25	37	24	11	±6	61.0	±6.0	
6 Months to Less Than 1 Year	91	±3	0	3	15	47	28	7	±4	75.0	±4.0	
1 Year or More	91	±2	1	1	16	45	33	4	±4	78.0	±4.0	
<b>PRIOR UVAO SERVICE</b>												
Prior Service	89	±3	1	1	16	47	33	3	±4	79.0	±4.0	
Non-Prior Service	90	±2	1	3	19	41	27	8	±3	69.0	±3.0	
<b>UVAO TRAINING</b>												
Trained	91	±2	1	2	18	43	30	6	±3	73.0	±3.0	
Not Trained	70	±11	NR	7	23	43	13	14	±17	56.0	±16.0	
<b>AGE</b>												
18 to 24 Years Old	82	±6	0	7	25	37	23	9	±8	60.0	±8.0	
25 to 29 Years Old	94	±3	0	3	25	40	21	10	±6	61.0	±6.0	
30 to 34 Years Old	89	±3	1	2	15	44	33	5	±5	77.0	±5.0	
35 Years Old or More	90	±2	1	1	16	45	32	5	±4	77.0	±3.0	

Note: Percent responding are UVAOs who answered the question and who visited FVAP.gov (Q35).  
 NR: Not reportable

36. How useful were each of the following in helping you perform your UVAO duties?

f. Continuity Folder/Turnover Binder

1. Not at all useful  
4. Useful

2. Not very useful  
5. Very useful

3. Somewhat useful  
6. Does not apply

	Percent Responding		Percentages						Max ME	Percentage Useful/Very Useful		
			1	2	3	4	5	6				
<b>TOTAL</b>	92	±2	3	7	17	32	26	14	±3	59.0	±3.0	
Army	90	±2	3	6	18	30	26	17	±4	56.0	±4.0	
Navy	93	±3	3	8	16	33	28	11	±6	62.0	±6.0	
Marine Corps	93	±4	7	9	11	26	40	7	±9	65.0	±9.0	
Air Force	94	±2	3	8	17	36	24	11	±4	60.0	±4.0	
Coast Guard	89	±8	4	4	29	8	8	46	±14	17.0	±13.0	
<b>EMPLOYMENT STATUS</b>												
Civilian	93	±3	1	5	17	31	30	16	±7	62.0	±7.0	
Military	92	±2	4	8	17	33	26	13	±3	59.0	±3.0	
Enlisted	92	±2	2	6	16	36	28	12	±4	64.0	±4.0	
Officers	92	±2	5	9	18	30	24	14	±4	55.0	±4.0	
<b>SIZE OF UNIT</b>												
Less Than 50	89	±3	2	5	18	34	24	16	±5	58.0	±5.0	
50 to 99	93	±3	3	9	18	31	25	14	±5	56.0	±6.0	
100 to 249	92	±3	3	7	18	32	25	14	±4	57.0	±5.0	
250 or More	95	±2	6	7	14	33	31	9	±5	64.0	±5.0	
<b>LOCATION</b>												
US (Incl. Territories)	91	±2	3	6	18	32	27	14	±3	60.0	±3.0	
Overseas	95	±3	5	10	16	32	24	12	±6	56.0	±7.0	
<b>DURATION OF UVAO ASSIGNMENT</b>												
Less Than 3 Months	86	±6	5	9	18	27	18	23	±8	45.0	±9.0	
3 Months to Less Than 6 Months	90	±3	3	6	23	28	20	20	±5	48.0	±6.0	
6 Months to Less Than 1 Year	92	±3	3	6	18	33	25	14	±4	58.0	±4.0	
1 Year or More	94	±2	3	8	14	34	31	10	±4	65.0	±4.0	
<b>PRIOR UVAO SERVICE</b>												
Prior Service	92	±2	3	9	13	36	30	9	±4	66.0	±4.0	
Non-Prior Service	93	±2	4	6	19	30	24	16	±3	54.0	±3.0	
<b>UVAO TRAINING</b>												
Trained	93	±2	3	7	17	33	27	13	±3	60.0	±3.0	
Not Trained	68	±11	NR	NR	26	18	5	24	±17	24.0	±16.0	
<b>AGE</b>												
18 to 24 Years Old	82	±6	6	11	25	22	22	14	±7	44.0	±8.0	
25 to 29 Years Old	94	±3	5	9	18	30	20	17	±5	51.0	±6.0	
30 to 34 Years Old	92	±3	4	8	15	31	29	13	±5	60.0	±5.0	
35 Years Old or More	93	±2	2	6	17	35	28	13	±4	63.0	±4.0	

Note. Percent responding are UVAOs who answered the question and who visited FVAP.gov (Q35).  
NR: Not reportable

**36. How useful were each of the following in helping you perform your UVAO duties?**

**g. Voting alert signup**

1. Not at all useful  
4. Useful

2. Not very useful  
5. Very useful

3. Somewhat useful  
6. Does not apply

	Percent Responding		Percentages						Max ME	Percentage Useful/Very Useful		
			1	2	3	4	5	6				
<b>TOTAL</b>	91	±2	2	5	19	35	26	13	±3	60.0	±3.0	
Army	90	±2	3	5	21	36	21	14	±4	57.0	±4.0	
Navy	92	±3	2	3	16	34	33	12	±6	67.0	±6.0	
Marine Corps	92	±5	4	6	16	30	31	13	±8	61.0	±9.0	
Air Force	92	±2	2	6	20	35	23	14	±4	58.0	±4.0	
Coast Guard	89	±8	4	8	29	21	21	17	±14	42.0	±14.0	
<b>EMPLOYMENT STATUS</b>												
Civilian	92	±4	1	5	16	39	23	16	±7	62.0	±7.0	
Military	91	±2	3	5	19	34	26	13	±3	60.0	±3.0	
Enlisted	91	±2	2	4	15	36	31	12	±4	67.0	±4.0	
Officers	91	±2	3	6	22	32	22	14	±4	55.0	±4.0	
<b>SIZE OF UNIT</b>												
Less Than 50	89	±3	1	4	18	38	21	18	±5	58.0	±5.0	
50 to 99	91	±3	4	7	20	33	24	12	±5	56.0	±6.0	
100 to 249	91	±3	2	4	22	36	25	11	±5	61.0	±5.0	
250 or More	94	±2	4	5	14	31	34	12	±5	65.0	±5.0	
<b>LOCATION</b>												
US (Incl. Territories)	90	±2	2	5	20	35	25	13	±3	60.0	±3.0	
Overseas	95	±3	3	6	15	34	28	14	±7	63.0	±7.0	
<b>DURATION OF UVAO ASSIGNMENT</b>												
Less Than 3 Months	84	±6	4	8	28	24	15	21	±9	39.0	±9.0	
3 Months to Less Than 6 Months	89	±4	2	6	20	33	20	19	±6	53.0	±6.0	
6 Months to Less Than 1 Year	92	±3	2	4	18	35	25	15	±4	60.0	±4.0	
1 Year or More	93	±2	3	5	18	36	29	9	±4	66.0	±4.0	
<b>PRIOR UVAO SERVICE</b>												
Prior Service	91	±2	2	5	15	39	29	10	±4	67.0	±4.0	
Non-Prior Service	91	±2	3	5	21	32	24	15	±3	56.0	±3.0	
<b>UVAO TRAINING</b>												
Trained	92	±2	2	5	19	35	26	13	±3	61.0	±3.0	
Not Trained	68	±11	2	NR	18	22	20	19	±17	41.0	±16.0	
<b>AGE</b>												
18 to 24 Years Old	83	±6	0	13	29	27	16	15	±8	43.0	±8.0	
25 to 29 Years Old	94	±3	2	5	26	32	16	18	±6	48.0	±6.0	
30 to 34 Years Old	90	±3	5	5	17	32	28	13	±5	60.0	±5.0	
35 Years Old or More	92	±2	2	4	16	38	29	12	±4	67.0	±4.0	

Note: Percent responding are UVAOs who answered the question and who visited FVAP.gov (Q35).  
NR: Not reportable

36. How useful were each of the following in helping you perform your UVAO duties?

h. FVAP contact information

1. Not at all useful  
 2. Not very useful  
 3. Somewhat useful  
 4. Useful  
 5. Very useful  
 6. Does not apply

	Percent Responding		Percentages						Max ME	Percentage Useful/Very Useful		
			1	2	3	4	5	6				
<b>TOTAL</b>	92	±2	1	5	22	39	22	10	±3	61.0	±3.0	
Army	90	±2	1	4	22	41	23	8	±4	64.0	±4.0	
Navy	93	±3	1	5	21	38	26	9	±6	64.0	±6.0	
Marine Corps	92	±5	1	9	30	35	23	3	±9	58.0	±9.0	
Air Force	93	±2	1	5	23	38	18	14	±4	56.0	±4.0	
Coast Guard	89	±8	4	8	33	25	8	21	±14	33.0	±14.0	
<b>EMPLOYMENT STATUS</b>												
Civilian	92	±3	0	2	17	43	26	11	±7	70.0	±6.0	
Military	92	±2	1	5	23	38	22	10	±3	60.0	±3.0	
Enlisted	92	±2	1	4	19	40	27	9	±4	67.0	±4.0	
Officers	92	±2	2	7	26	37	18	11	±4	55.0	±4.0	
<b>SIZE OF UNIT</b>												
Less Than 50	89	±3	1	4	22	42	19	12	±5	61.0	±5.0	
50 to 99	93	±3	2	6	24	34	22	12	±5	57.0	±6.0	
100 to 249	92	±3	1	6	23	39	22	8	±5	61.0	±5.0	
250 or More	94	±2	2	4	21	38	27	8	±5	65.0	±5.0	
<b>LOCATION</b>												
US (Incl. Territories)	91	±2	1	5	23	38	22	10	±3	61.0	±3.0	
Overseas	95	±3	1	5	21	40	23	10	±7	63.0	±7.0	
<b>DURATION OF UVAO ASSIGNMENT</b>												
Less Than 3 Months	86	±6	1	7	34	29	16	13	±9	45.0	±9.0	
3 Months to Less Than 6 Months	91	±3	0	7	22	39	18	14	±6	57.0	±6.0	
6 Months to Less Than 1 Year	92	±3	1	4	21	41	21	12	±4	62.0	±4.0	
1 Year or More	93	±2	2	5	22	38	26	7	±4	65.0	±4.0	
<b>PRIOR UVAO SERVICE</b>												
Prior Service	91	±2	1	4	21	41	27	7	±4	68.0	±4.0	
Non-Prior Service	93	±2	2	6	23	38	19	12	±3	57.0	±3.0	
<b>UVAO TRAINING</b>												
Trained	93	±2	1	5	23	39	23	10	±3	62.0	±3.0	
Not Trained	69	±11	2	NR	19	36	11	NR	±16	47.0	±16.0	
<b>AGE</b>												
18 to 24 Years Old	82	±6	1	7	34	32	15	11	±8	47.0	±8.0	
25 to 29 Years Old	94	±3	1	7	25	36	14	17	±6	50.0	±6.0	
30 to 34 Years Old	92	±3	3	5	19	41	24	9	±5	65.0	±5.0	
35 Years Old or More	93	±2	1	4	22	40	26	8	±4	66.0	±4.0	

Note. Percent responding are UVAOs who answered the question and who visited FVAP.gov (Q35).  
 NR: Not reportable

**36. How useful were each of the following in helping you perform your UVAO duties?**

**i. FVAP portal/database**

1. Not at all useful  
4. Useful

2. Not very useful  
5. Very useful

3. Somewhat useful  
6. Does not apply

	Percent Responding		Percentages						Max ME	Percentage Useful/Very Useful		
			1	2	3	4	5	6				
<b>TOTAL</b>	92	±2	2	5	20	40	24	10	±3	64.0	±3.0	
Army	90	±2	2	4	20	41	24	10	±4	65.0	±4.0	
Navy	93	±3	1	6	19	38	26	11	±6	64.0	±6.0	
Marine Corps	92	±5	3	10	23	34	26	5	±9	60.0	±9.0	
Air Force	92	±2	2	4	21	42	21	9	±4	63.0	±4.0	
Coast Guard	89	±8	NR	13	21	29	13	25	±14	42.0	±14.0	
<b>EMPLOYMENT STATUS</b>												
Civilian	93	±3	1	3	18	40	27	10	±7	67.0	±7.0	
Military	91	±2	2	5	20	40	23	10	±3	63.0	±3.0	
Enlisted	91	±2	1	3	18	41	28	8	±4	70.0	±4.0	
Officers	92	±2	2	7	22	39	20	11	±4	58.0	±4.0	
<b>SIZE OF UNIT</b>												
Less Than 50	89	±3	1	3	23	44	19	10	±5	63.0	±5.0	
50 to 99	91	±3	2	6	22	35	23	11	±5	59.0	±6.0	
100 to 249	92	±3	1	6	20	39	24	10	±5	63.0	±5.0	
250 or More	95	±2	3	5	16	39	30	8	±5	69.0	±5.0	
<b>LOCATION</b>												
US (Incl. Territories)	91	±2	1	5	21	39	24	9	±3	63.0	±3.0	
Overseas	95	±3	2	4	17	42	23	11	±7	65.0	±7.0	
<b>DURATION OF UVAO ASSIGNMENT</b>												
Less Than 3 Months	84	±6	0	7	27	33	19	14	±9	51.0	±9.0	
3 Months to Less Than 6 Months	90	±3	1	5	21	38	20	15	±6	59.0	±6.0	
6 Months to Less Than 1 Year	92	±3	1	5	21	40	21	11	±4	61.0	±4.0	
1 Year or More	93	±2	2	4	18	41	28	6	±4	69.0	±4.0	
<b>PRIOR UVAO SERVICE</b>												
Prior Service	91	±2	2	4	18	41	29	7	±4	70.0	±4.0	
Non-Prior Service	92	±2	1	6	22	39	21	12	±3	60.0	±3.0	
<b>UVAO TRAINING</b>												
Trained	92	±2	2	5	20	40	24	9	±3	64.0	±3.0	
Not Trained	70	±11	NR	15	17	38	8	NR	±17	46.0	±16.0	
<b>AGE</b>												
18 to 24 Years Old	83	±6	1	8	30	37	16	8	±8	54.0	±8.0	
25 to 29 Years Old	94	±3	1	6	23	36	17	17	±6	54.0	±6.0	
30 to 34 Years Old	90	±3	4	6	18	41	23	8	±5	64.0	±5.0	
35 Years Old or More	93	±2	1	4	19	41	28	8	±4	69.0	±3.0	

Note: Percent responding are UVAOs who answered the question and who visited FVAP.gov (Q35).  
NR: Not reportable

36. How useful were each of the following in helping you perform your UVAO duties?

j. PDF versions of posters and handouts

1. Not at all useful  
4. Useful

2. Not very useful  
5. Very useful

3. Somewhat useful  
6. Does not apply

	Percent Responding		Percentages						Max ME	Percentage Useful/Very Useful		
			1	2	3	4	5	6				
<b>TOTAL</b>	92	±2	3	6	19	37	26	9	±3	63.0	±3.0	
Army	90	±2	2	3	17	39	30	9	±4	69.0	±4.0	
Navy	94	±3	3	6	19	36	29	8	±6	64.0	±6.0	
Marine Corps	93	±4	5	9	25	36	23	2	±9	59.0	±9.0	
Air Force	93	±2	2	8	22	36	20	11	±4	57.0	±4.0	
Coast Guard	89	±8	13	13	21	17	17	21	±13	33.0	±14.0	
<b>EMPLOYMENT STATUS</b>												
Civilian	94	±3	3	4	18	38	29	8	±7	67.0	±7.0	
Military	92	±2	2	6	20	37	26	9	±3	63.0	±3.0	
Enlisted	92	±2	2	5	17	38	29	9	±4	67.0	±4.0	
Officers	92	±2	3	7	22	36	24	9	±4	60.0	±4.0	
<b>SIZE OF UNIT</b>												
Less Than 50	90	±3	2	3	21	38	26	11	±5	64.0	±5.0	
50 to 99	93	±3	2	8	21	36	23	10	±5	60.0	±5.0	
100 to 249	92	±3	3	5	18	40	25	9	±5	65.0	±5.0	
250 or More	95	±2	3	7	19	34	31	6	±5	65.0	±5.0	
<b>LOCATION</b>												
US (Incl. Territories)	92	±2	2	5	20	37	26	9	±3	64.0	±3.0	
Overseas	95	±3	3	8	19	36	27	7	±7	63.0	±7.0	
<b>DURATION OF UVAO ASSIGNMENT</b>												
Less Than 3 Months	86	±6	1	8	23	32	18	17	±9	50.0	±9.0	
3 Months to Less Than 6 Months	91	±3	1	5	24	35	20	16	±6	55.0	±6.0	
6 Months to Less Than 1 Year	92	±3	2	5	20	39	27	8	±4	65.0	±4.0	
1 Year or More	94	±2	4	6	17	37	30	6	±4	67.0	±4.0	
<b>PRIOR UVAO SERVICE</b>												
Prior Service	92	±2	4	5	17	38	30	6	±4	67.0	±4.0	
Non-Prior Service	93	±2	2	6	21	37	24	11	±3	61.0	±3.0	
<b>UVAO TRAINING</b>												
Trained	93	±2	3	5	20	37	27	9	±3	64.0	±3.0	
Not Trained	70	±11	2	NR	17	29	15	15	±17	44.0	±16.0	
<b>AGE</b>												
18 to 24 Years Old	83	±6	1	10	24	29	24	14	±7	52.0	±8.0	
25 to 29 Years Old	95	±3	2	4	25	36	19	13	±6	55.0	±6.0	
30 to 34 Years Old	91	±3	4	6	17	40	28	5	±5	68.0	±5.0	
35 Years Old or More	94	±2	3	6	18	37	28	8	±4	66.0	±4.0	

Note. Percent responding are UVAOs who answered the question and who visited FVAP.gov (Q35).  
NR: Not reportable

**37. How useful was FVAP.gov in helping you perform your UVAO duties?**

1. Not at all useful  
 2. Not very useful  
 3. Somewhat useful  
 4. Useful  
 5. Very useful

	Percent Responding		Percentages					Max ME	Percentage Useful/Very Useful		
			1	2	3	4	5				
<b>TOTAL</b>	93	±2	1	1	11	32	55	±3	87.0	±2.0	
Army	91	±2	1	1	13	35	51	±4	86.0	±3.0	
Navy	94	±3	1	1	8	29	62	±6	90.0	±4.0	
Marine Corps	94	±4	0	2	6	38	54	±9	91.0	±6.0	
Air Force	94	±2	0	1	12	32	55	±4	87.0	±3.0	
Coast Guard	89	±8	NR	NR	33	21	46	±14	67.0	±14.0	
<b>EMPLOYMENT STATUS</b>											
Civilian	95	±3	0	2	9	28	62	±7	89.0	±5.0	
Military	93	±2	1	1	11	33	54	±3	87.0	±2.0	
Enlisted	93	±2	1	1	10	29	60	±4	89.0	±3.0	
Officers	93	±2	1	1	12	36	50	±4	86.0	±3.0	
<b>SIZE OF UNIT</b>											
Less Than 50	90	±3	0	1	14	34	50	±5	85.0	±4.0	
50 to 99	94	±3	0	1	12	37	49	±6	86.0	±5.0	
100 to 249	92	±3	0	1	10	32	57	±5	89.0	±3.0	
250 or More	96	±2	1	1	8	27	63	±5	90.0	±3.0	
<b>LOCATION</b>											
US (Incl. Territories)	92	±2	1	1	12	34	53	±3	87.0	±2.0	
Overseas	95	±3	1	1	9	27	62	±6	89.0	±5.0	
<b>DURATION OF UVAO ASSIGNMENT</b>											
Less Than 3 Months	86	±6	2	3	16	43	36	±9	79.0	±8.0	
3 Months to Less Than 6 Months	91	±3	0	2	18	34	46	±6	80.0	±5.0	
6 Months to Less Than 1 Year	93	±2	0	2	11	33	54	±4	87.0	±3.0	
1 Year or More	94	±2	1	0	8	30	62	±4	92.0	±3.0	
<b>PRIOR UVAO SERVICE</b>											
Prior Service	92	±2	0	0	7	29	63	±4	93.0	±2.0	
Non-Prior Service	93	±2	1	1	13	34	50	±3	84.0	±3.0	
<b>UVAO TRAINING</b>											
Trained	94	±2	1	1	10	32	56	±3	88.0	±2.0	
Not Trained	72	±10	2	NR	25	40	24	±16	63.0	±16.0	
<b>AGE</b>											
18 to 24 Years Old	85	±5	0	0	22	32	46	±8	78.0	±7.0	
25 to 29 Years Old	95	±3	0	1	14	39	46	±6	84.0	±5.0	
30 to 34 Years Old	91	±3	1	2	11	32	54	±5	86.0	±4.0	
35 Years Old or More	94	±2	0	1	8	31	60	±4	91.0	±2.0	

Note. Percent responding are UVAOs who answered the question and who visited FVAP.gov (Q35).  
 NR: Not reportable



**38. What was the main reason why you did not visit FVAP.gov?**

1. I got all of the information I needed from other resources      2. I did not need any assistance      3. Some other reason

	Percent Responding		Percentages			Max ME
			1	2	3	
<b>TOTAL</b>	4	±1	21	50	29	±11
<b>Army</b>	6	±2	15	47	38	±14
<b>Navy</b>	3	±2	NR	NR	NR	
<b>Marine Corps</b>	2	±3	NR	NR	NR	
<b>Air Force</b>	2	±1	NR	NR	NR	
<b>Coast Guard</b>	7	±7	NR	NR	NR	
<b>EMPLOYMENT STATUS</b>						
<b>Civilian</b>	4	±3	NR	NR	NR	
<b>Military</b>	4	±1	19	48	33	±12
Enlisted	3	±2	26	35	38	±17
Officers	4	±2	13	59	28	±17
<b>SIZE OF UNIT</b>						
<b>Less Than 50</b>	5	±2	27	NR	27	±17
<b>50 to 99</b>	3	±2	NR	NR	NR	
<b>100 to 249</b>	4	±2	NR	NR	NR	
<b>250 or More</b>	2	±2	NR	NR	NR	
<b>LOCATION</b>						
<b>US (Incl. Territories)</b>	4	±1	20	55	25	±12
<b>Overseas</b>	2	±2	NR	NR	NR	
<b>DURATION OF UVAO ASSIGNMENT</b>						
<b>Less Than 3 Months</b>	9	±5	NR	NR	NR	
<b>3 Months to Less Than 6 Months</b>	5	±3	NR	NR	NR	
<b>6 Months to Less Than 1 Year</b>	2	±1	NR	NR	NR	
<b>1 Year or More</b>	3	±2	22	NR	22	±17
<b>PRIOR UVAO SERVICE</b>						
<b>Prior Service</b>	4	±2	26	56	19	±16
<b>Non-Prior Service</b>	3	±1	18	43	39	±15
<b>UVAO TRAINING</b>						
<b>Trained</b>	3	±1	21	56	23	±11
<b>Not Trained</b>	13	±8	NR	NR	NR	
<b>AGE</b>						
<b>18 to 24 Years Old</b>	6	±4	NR	NR	NR	
<b>25 to 29 Years Old</b>	3	±2	NR	NR	NR	
<b>30 to 34 Years Old</b>	4	±2	21	NR	NR	±18
<b>35 Years Old or More</b>	3	±1	24	50	27	±16

Note. Percent responding are UVAOs who answered the question and who did not visit FVAP.gov but were aware of it (Q35).

NR: Not reportable





























39. Did you recommend anyone to use the FVAP online assistant tool to complete any of the following?

a. FPCAs

1. Yes

2. No, but I was aware of it

3. No, and I was not aware of it

	Percent Responding		Percentages			Max ME	Percentage Aware		
			1	2	3				
<b>TOTAL</b>	96	±1	70	23	6	±2	94.0	±2.0	
Army	98	±1	63	27	11	±4	89.0	±3.0	
Navy	97	±2	76	19	5	±5	95.0	±4.0	
Marine Corps	97	±3	80	17	4	±8	96.0	±5.0	
Air Force	94	±2	74	24	2	±4	98.0	±2.0	
Coast Guard	96	±5	65	23	12	±13	88.0	±11.0	
<b>EMPLOYMENT STATUS</b>									
Civilian	98	±2	65	30	5	±6	95.0	±4.0	
Military	96	±1	71	22	7	±3	93.0	±2.0	
Enlisted	96	±2	70	23	7	±4	93.0	±3.0	
Officers	96	±2	72	22	6	±3	94.0	±2.0	
<b>SIZE OF UNIT</b>									
Less Than 50	96	±2	63	29	7	±5	93.0	±3.0	
50 to 99	96	±2	64	31	5	±5	95.0	±3.0	
100 to 249	96	±2	75	18	7	±4	93.0	±3.0	
250 or More	98	±1	77	17	6	±4	94.0	±4.0	
<b>LOCATION</b>									
US (Incl. Territories)	96	±1	68	26	6	±3	94.0	±2.0	
Overseas	97	±2	80	14	6	±5	94.0	±4.0	
<b>DURATION OF UVAO ASSIGNMENT</b>									
Less Than 3 Months	93	±4	54	30	16	±8	84.0	±7.0	
3 Months to Less Than 6 Months	95	±3	62	30	8	±6	92.0	±4.0	
6 Months to Less Than 1 Year	96	±2	71	22	6	±4	94.0	±3.0	
1 Year or More	97	±1	75	21	4	±3	96.0	±2.0	
<b>PRIOR UVAO SERVICE</b>									
Prior Service	96	±2	72	23	5	±4	95.0	±2.0	
Non-Prior Service	96	±1	69	23	7	±3	93.0	±2.0	
<b>UVAO TRAINING</b>									
Trained	96	±1	72	23	5	±2	95.0	±2.0	
Not Trained	95	±5	28	33	39	±14	61.0	±13.0	
<b>AGE</b>									
18 to 24 Years Old	93	±4	61	30	9	±8	91.0	±5.0	
25 to 29 Years Old	97	±2	71	20	9	±5	91.0	±4.0	
30 to 34 Years Old	95	±3	71	22	7	±5	93.0	±3.0	
35 Years Old or More	98	±1	71	24	5	±3	95.0	±2.0	

Note. Percent responding are UVAOs who answered the question. Percentage Aware includes those who indicated "Yes" or "No, but I was aware of it."

39. Did you recommend anyone to use the FVAP online assistant tool to complete any of the following?

b. FWABs

1. Yes

2. No, but I was aware of it

3. No, and I was not aware of it

	Percent Responding		Percentages			Max ME	Percentage Aware		
			1	2	3				
<b>TOTAL</b>	96	±1	62	31	7	±3	93.0	±2.0	
<b>Army</b>	96	±2	57	32	12	±4	88.0	±3.0	
<b>Navy</b>	98	±2	68	26	6	±5	94.0	±4.0	
<b>Marine Corps</b>	95	±4	67	29	4	±8	96.0	±5.0	
<b>Air Force</b>	95	±2	63	35	2	±4	98.0	±2.0	
<b>Coast Guard</b>	96	±5	50	31	19	±13	81.0	±12.0	
<b>EMPLOYMENT STATUS</b>									
<b>Civilian</b>	97	±2	53	42	5	±7	95.0	±4.0	
<b>Military</b>	96	±1	63	29	7	±3	93.0	±2.0	
Enlisted	96	±2	64	28	7	±4	93.0	±3.0	
Officers	97	±2	63	30	7	±4	93.0	±2.0	
<b>SIZE OF UNIT</b>									
<b>Less Than 50</b>	95	±2	55	37	7	±5	93.0	±3.0	
<b>50 to 99</b>	96	±2	57	38	5	±5	95.0	±3.0	
<b>100 to 249</b>	96	±2	67	26	8	±4	92.0	±3.0	
<b>250 or More</b>	98	±1	70	23	7	±5	93.0	±4.0	
<b>LOCATION</b>									
<b>US (Incl. Territories)</b>	96	±1	60	33	7	±3	93.0	±2.0	
<b>Overseas</b>	97	±2	71	22	7	±6	93.0	±5.0	
<b>DURATION OF UVAO ASSIGNMENT</b>									
<b>Less Than 3 Months</b>	95	±4	49	35	16	±8	84.0	±7.0	
<b>3 Months to Less Than 6 Months</b>	96	±3	54	37	9	±6	91.0	±4.0	
<b>6 Months to Less Than 1 Year</b>	96	±2	65	28	7	±4	93.0	±3.0	
<b>1 Year or More</b>	97	±2	65	30	5	±4	95.0	±2.0	
<b>PRIOR UVAO SERVICE</b>									
<b>Prior Service</b>	96	±2	64	31	6	±4	94.0	±3.0	
<b>Non-Prior Service</b>	97	±1	61	31	8	±3	92.0	±2.0	
<b>UVAO TRAINING</b>									
<b>Trained</b>	97	±1	64	31	6	±3	94.0	±2.0	
<b>Not Trained</b>	95	±5	28	32	40	±14	60.0	±13.0	
<b>AGE</b>									
<b>18 to 24 Years Old</b>	93	±4	54	36	10	±8	90.0	±6.0	
<b>25 to 29 Years Old</b>	98	±2	60	31	9	±6	91.0	±4.0	
<b>30 to 34 Years Old</b>	95	±2	65	28	7	±5	93.0	±3.0	
<b>35 Years Old or More</b>	97	±1	63	31	6	±3	94.0	±2.0	

Note. Percent responding are UVAOs who answered the question. Percentage Aware includes those who indicated "Yes" or "No, but I was aware of it."

**40. What was the main reason why you did not recommend anyone to use the FVAP online assistant tool?**

1. I got all of the information I needed from other resources
2. Voters did not need this type of assistance
3. I felt more comfortable having voters use paper or PDF copies of forms (e.g., FPCAs and FWABs)
4. Some other reason

	Percent Responding		Percentages				Max ME
			1	2	3	4	
<b>TOTAL</b>	22	±2	10	76	4	10	±4
Army	25	±3	17	61	5	17	±7
Navy	17	±4	3	94	1	1	±8
Marine Corps	15	±6	NR	NR	NR	NR	
Air Force	23	±3	5	84	4	7	±6
Coast Guard	19	±10	NR	NR	NR	NR	
<b>EMPLOYMENT STATUS</b>							
Civilian	29	±6	2	90	2	7	±8
Military	21	±2	11	73	5	11	±5
Enlisted	21	±3	11	73	5	11	±7
Officers	20	±3	12	74	5	10	±6
<b>SIZE OF UNIT</b>							
Less Than 50	27	±4	8	80	5	7	±7
50 to 99	30	±5	7	82	2	9	±8
100 to 249	16	±3	13	66	9	12	±10
250 or More	15	±3	13	70	2	16	±8
<b>LOCATION</b>							
US (Incl. Territories)	24	±2	8	77	4	10	±4
Overseas	14	±4	17	66	7	9	±13
<b>DURATION OF UVAO ASSIGNMENT</b>							
Less Than 3 Months	27	±7	NR	77	NR	19	±14
3 Months to Less Than 6 Months	29	±5	17	67	7	9	±9
6 Months to Less Than 1 Year	20	±3	11	75	5	9	±8
1 Year or More	20	±3	6	80	3	10	±6
<b>PRIOR UVAO SERVICE</b>							
Prior Service	22	±3	12	76	5	7	±7
Non-Prior Service	22	±3	8	75	4	12	±5
<b>UVAO TRAINING</b>							
Trained	21	±2	10	76	4	10	±4
Not Trained	30	±13	NR	NR	NR	NR	
<b>AGE</b>							
18 to 24 Years Old	26	±6	16	67	5	12	±14
25 to 29 Years Old	20	±5	13	70	6	11	±11
30 to 34 Years Old	20	±4	7	78	3	12	±8
35 Years Old or More	22	±3	9	78	4	9	±6

Note. Percent responding are UVAOs who answered the question and who were aware of but did not recommend anyone to use the FVAP online assistant tool to complete an FPCA and/or FWAB (Q39).  
 NR: Not reportable

**41. How useful was the FVAP online assistant tool in helping you perform your UVAO duties?**

1. Not at all useful

2. Not very useful

3. Somewhat useful

4. Useful

5. Very useful

	Percent Responding		Percentages					Max ME	Percentage Useful/Very Useful		
			1	2	3	4	5				
<b>TOTAL</b>	70	±2	1	1	10	37	51	±3	88.0	±2.0	
<b>Army</b>	63	±4	1	2	11	39	47	±5	86.0	±4.0	
<b>Navy</b>	76	±5	1	0	8	35	56	±7	91.0	±5.0	
<b>Marine Corps</b>	78	±7	NR	1	12	40	47	±9	87.0	±8.0	
<b>Air Force</b>	71	±4	1	2	10	37	51	±4	88.0	±3.0	
<b>Coast Guard</b>	67	±12	NR	NR	28	17	56	±16	72.0	±16.0	
<b>EMPLOYMENT STATUS</b>											
<b>Civilian</b>	65	±6	0	1	7	32	59	±7	91.0	±6.0	
<b>Military</b>	70	±3	1	1	10	38	50	±3	88.0	±2.0	
<b>Enlisted</b>	70	±4	1	1	9	34	55	±5	90.0	±3.0	
<b>Officers</b>	70	±3	1	1	12	40	46	±4	86.0	±3.0	
<b>SIZE OF UNIT</b>											
<b>Less Than 50</b>	63	±4	1	2	10	43	45	±6	87.0	±5.0	
<b>50 to 99</b>	63	±5	1	2	11	38	49	±7	87.0	±5.0	
<b>100 to 249</b>	74	±4	1	1	11	38	49	±5	87.0	±4.0	
<b>250 or More</b>	78	±4	1	1	7	31	61	±5	91.0	±3.0	
<b>LOCATION</b>											
<b>US (Incl. Territories)</b>	67	±3	1	1	10	38	49	±3	88.0	±2.0	
<b>Overseas</b>	78	±5	1	0	9	33	57	±7	90.0	±5.0	
<b>DURATION OF UVAO ASSIGNMENT</b>											
<b>Less Than 3 Months</b>	54	±8	NR	NR	21	44	36	±11	79.0	±9.0	
<b>3 Months to Less Than 6 Months</b>	61	±5	0	0	14	40	47	±7	86.0	±6.0	
<b>6 Months to Less Than 1 Year</b>	71	±4	1	3	10	37	49	±5	86.0	±4.0	
<b>1 Year or More</b>	74	±3	1	0	8	36	55	±4	91.0	±3.0	
<b>PRIOR UVAO SERVICE</b>											
<b>Prior Service</b>	71	±4	1	1	7	36	55	±5	91.0	±3.0	
<b>Non-Prior Service</b>	69	±3	1	1	12	38	49	±4	86.0	±3.0	
<b>UVAO TRAINING</b>											
<b>Trained</b>	71	±2	1	1	10	37	51	±3	88.0	±2.0	
<b>Not Trained</b>	30	±11	NR	NR	NR	NR	NR		NR		
<b>AGE</b>											
<b>18 to 24 Years Old</b>	59	±7	1	3	17	51	28	±10	79.0	±9.0	
<b>25 to 29 Years Old</b>	70	±5	0	1	18	37	44	±7	81.0	±6.0	
<b>30 to 34 Years Old</b>	69	±5	1	2	6	36	54	±6	90.0	±4.0	
<b>35 Years Old or More</b>	72	±3	1	1	8	36	55	±4	91.0	±3.0	

Note. Percent responding are UVAOs who answered the question and who recommended the FVAP online assistant tool to complete an FPCA and/or FWAB (Q39).





























NR: Not reportable

**42. Did you use or refer anyone to the FVAP staff support?**

1. Yes

2. No, but I was aware of it

3. No, and I was not aware of it

	Percent Responding		Percentages			Max ME	Percentage Aware		
			1	2	3				
<b>TOTAL</b>	97	±1	17	61	22	±3	78.0	±2.0	
Army	98	±1	19	59	22	±4	78.0	±3.0	
Navy	98	±2	18	60	22	±6	78.0	±5.0	
Marine Corps	97	±3	17	58	25	±8	75.0	±8.0	
Air Force	96	±2	14	64	22	±4	78.0	±3.0	
Coast Guard	96	±5	4	81	15	±12	85.0	±12.0	
<b>EMPLOYMENT STATUS</b>									
Civilian	99	±1	17	69	14	±6	86.0	±5.0	
Military	97	±1	17	60	23	±3	77.0	±3.0	
Enlisted	98	±1	19	64	17	±4	83.0	±3.0	
Officers	96	±2	15	57	28	±4	72.0	±4.0	
<b>SIZE OF UNIT</b>									
Less Than 50	97	±2	15	64	21	±5	79.0	±4.0	
50 to 99	98	±2	14	63	22	±5	78.0	±5.0	
100 to 249	97	±2	17	60	23	±4	77.0	±4.0	
250 or More	98	±2	21	57	22	±5	78.0	±5.0	
<b>LOCATION</b>									
US (Incl. Territories)	98	±1	17	63	20	±3	80.0	±2.0	
Overseas	97	±3	16	55	28	±7	72.0	±6.0	
<b>DURATION OF UVAO ASSIGNMENT</b>									
Less Than 3 Months	97	±3	10	63	27	±8	73.0	±8.0	
3 Months to Less Than 6 Months	97	±3	18	57	25	±6	75.0	±5.0	
6 Months to Less Than 1 Year	97	±2	15	64	21	±4	79.0	±4.0	
1 Year or More	98	±1	19	60	21	±4	79.0	±3.0	
<b>PRIOR UVAO SERVICE</b>									
Prior Service	97	±2	20	62	18	±4	82.0	±3.0	
Non-Prior Service	98	±1	15	60	24	±3	76.0	±3.0	
<b>UVAO TRAINING</b>									
Trained	98	±1	17	62	21	±3	79.0	±2.0	
Not Trained	93	±9	12	45	43	±14	57.0	±13.0	
<b>AGE</b>									
18 to 24 Years Old	94	±4	15	53	32	±8	68.0	±8.0	
25 to 29 Years Old	97	±3	16	54	29	±6	71.0	±6.0	
30 to 34 Years Old	97	±2	16	60	24	±5	76.0	±5.0	
35 Years Old or More	99	±1	18	65	17	±4	83.0	±3.0	

Note. Percent responding are UVAOs who answered the question. Percentage Aware includes those who indicated "Yes" or "No, but I was aware of it."

**43. What was the main reason why you did not use, or recommend anyone to use, the FVAP staff support?**

1. I got all of the information I needed from other resources  
 2. I did not need any assistance  
 3. It was a long distance call  
 4. Some other reason

	Percent Responding		Percentages				Max ME
			1	2	3	4	
<b>TOTAL</b>	59	±3	28	66	0°	5	±3
Army	58	±4	31	61	0°	9	±5
Navy	59	±6	28	70	0°	2	±7
Marine Corps	56	±8	33	65	0°	2	±11
Air Force	61	±4	26	70	0°	4	±5
Coast Guard	78	±11	19	71	0°	10	±15
<b>EMPLOYMENT STATUS</b>							
Civilian	68	±6	30	69	0°	1	±8
Military	58	±3	28	66	0°	6	±3
Enlisted	63	±4	24	67	0°	9	±5
Officers	54	±4	32	65	0°	3	±4
<b>SIZE OF UNIT</b>							
Less Than 50	62	±5	26	70	0°	5	±6
50 to 99	61	±5	31	64	0°	4	±7
100 to 249	58	±4	27	67	0°	6	±5
250 or More	56	±5	30	64	0°	6	±6
<b>LOCATION</b>							
US (Incl. Territories)	61	±3	28	67	0°	5	±3
Overseas	54	±6	31	65	0°	4	±8
<b>DURATION OF UVAO ASSIGNMENT</b>							
Less Than 3 Months	60	±8	24	66	0°	9	±10
3 Months to Less Than 6 Months	55	±6	23	68	0°	10	±7
6 Months to Less Than 1 Year	61	±4	32	63	0°	5	±5
1 Year or More	59	±4	28	68	0°	3	±5
<b>PRIOR UVAO SERVICE</b>							
Prior Service	60	±4	27	69	0°	3	±5
Non-Prior Service	58	±3	29	65	0°	6	±4
<b>UVAO TRAINING</b>							
Trained	60	±3	29	66	0°	5	±3
Not Trained	41	±12	18	72	0°	11	±18
<b>AGE</b>							
18 to 24 Years Old	49	±7	29	67	0°	3	±10
25 to 29 Years Old	53	±6	28	64	0°	8	±7
30 to 34 Years Old	57	±5	30	62	0°	8	±6
35 Years Old or More	64	±3	27	69	0°	4	±4

Note. Percent responding are UVAOs who answered the question and who did not use or refer anyone to the FVAP staff support but were aware of it (Q42).

° Response option never endorsed.

**44. How useful was the FVAP staff support in helping you perform your UVAO duties?**

1. Not at all useful  
4. Useful

2. Not very useful  
5. Very useful

3. Somewhat useful

	Percent Responding		Percentages					Max ME	Percentage Useful/Very Useful		
			1	2	3	4	5				
<b>TOTAL</b>	16	±2	1	2	14	45	39	±6	84.0	±5.0	
Army	18	±3	1	3	10	50	36	±8	87.0	±7.0	
Navy	17	±5	1	1	18	40	39	±14	79.0	±13.0	
Marine Corps	16	±6	NR	NR	NR	NR	NR		NR		
Air Force	14	±3	NR	1	14	40	45	±9	85.0	±8.0	
Coast Guard	4	±5	NR	NR	NR	NR	NR		NR		
<b>EMPLOYMENT STATUS</b>											
Civilian	17	±5	NR	2	17	44	33	±14	77.0	±14.0	
Military	16	±2	0	2	13	45	40	±6	85.0	±5.0	
Enlisted	19	±3	1	2	11	44	42	±9	86.0	±7.0	
Officers	15	±3	0	2	15	45	38	±9	83.0	±9.0	
<b>SIZE OF UNIT</b>											
Less Than 50	15	±4	NR	NR	13	51	37	±12	87.0	±9.0	
50 to 99	14	±4	3	3	16	43	36	±14	79.0	±12.0	
100 to 249	16	±3	NR	1	15	41	43	±11	84.0	±10.0	
250 or More	21	±4	1	4	10	44	41	±11	85.0	±10.0	
<b>LOCATION</b>											
US (Incl. Territories)	17	±2	1	2	13	45	40	±6	84.0	±5.0	
Overseas	16	±5	NR	2	16	45	37	±16	82.0	±14.0	
<b>DURATION OF UVAO ASSIGNMENT</b>											
Less Than 3 Months	10	±5	NR	NR	NR	NR	NR		NR		
3 Months to Less Than 6 Months	17	±4	NR	NR	17	45	39	±12	83.0	±11.0	
6 Months to Less Than 1 Year	14	±3	2	2	10	57	29	±10	86.0	±8.0	
1 Year or More	19	±3	1	2	15	36	46	±9	82.0	±8.0	
<b>PRIOR UVAO SERVICE</b>											
Prior Service	19	±3	0	3	12	40	45	±8	85.0	±6.0	
Non-Prior Service	15	±3	2	1	15	48	35	±8	82.0	±8.0	
<b>UVAO TRAINING</b>											
Trained	17	±2	1	2	13	44	40	±6	84.0	±5.0	
Not Trained	11	±10	NR	NR	NR	NR	NR		NR		
<b>AGE</b>											
18 to 24 Years Old	14	±5	NR	NR	NR	NR	33	±18	NR		
25 to 29 Years Old	16	±4	NR	2	23	51	24	±15	75.0	±15.0	
30 to 34 Years Old	16	±4	NR	3	12	44	42	±13	86.0	±12.0	
35 Years Old or More	17	±3	2	2	12	42	43	±8	85.0	±6.0	

Note. Percent responding are UVAOs who answered the question and who used or referred anyone to the FVAP staff support (Q42).  
NR: Not reportable



45. Did you use FVAP's monthly to-do list?

1. Yes

2. No, but I did receive it

3. No, and I did not receive it

	Percent Responding		Percentages			Max ME	Percentage Reporting Yes
			1	2	3		
<b>TOTAL</b>	97	±1	44	19	37	±3	
Army	98	±1	45	22	34	±4	
Navy	97	±2	40	16	44	±6	
Marine Corps	98	±3	51	15	34	±8	
Air Force	95	±2	45	19	35	±4	
Coast Guard	96	±5	46	23	31	±13	
<b>EMPLOYMENT STATUS</b>							
Civilian	98	±2	49	22	28	±7	
Military	97	±1	43	19	38	±3	
Enlisted	98	±1	45	16	39	±4	
Officers	96	±2	42	21	38	±4	
<b>SIZE OF UNIT</b>							
Less Than 50	97	±2	38	21	42	±5	
50 to 99	98	±2	42	20	37	±5	
100 to 249	97	±2	47	17	36	±5	
250 or More	97	±2	49	19	32	±5	
<b>LOCATION</b>							
US (Incl. Territories)	97	±1	45	19	36	±3	
Overseas	97	±3	42	20	39	±7	
<b>DURATION OF UVAO ASSIGNMENT</b>							
Less Than 3 Months	96	±3	30	18	51	±8	
3 Months to Less Than 6 Months	96	±3	37	20	44	±6	
6 Months to Less Than 1 Year	97	±2	44	17	39	±4	
1 Year or More	98	±1	48	20	32	±4	
<b>PRIOR UVAO SERVICE</b>							
Prior Service	97	±2	49	22	30	±4	
Non-Prior Service	97	±1	41	17	42	±3	
<b>UVAO TRAINING</b>							
Trained	97	±1	45	19	35	±3	
Not Trained	94	±9	14	9	77	±13	
<b>AGE</b>							
18 to 24 Years Old	94	±4	39	14	47	±8	
25 to 29 Years Old	97	±3	36	20	44	±6	
30 to 34 Years Old	96	±2	44	18	38	±5	
35 Years Old or More	98	±1	48	20	32	±4	





























Note. Percent responding are UVAOs who answered the question.

## 46. How useful was the FVAP monthly to-do list in helping you perform your UVAO duties?

1. Not at all useful  
4. Useful

2. Not very useful  
5. Very useful

3. Somewhat useful

	Percent Responding		Percentages					Max ME	Percentage Useful/Very Useful		
			1	2	3	4	5				
<b>TOTAL</b>	43	±3	0°	2	14	45	39	±4	84.0	±3.0	
Army	44	±4	0°	1	16	43	40	±5	83.0	±4.0	
Navy	39	±6	0°	1	9	50	40	±9	90.0	±6.0	
Marine Corps	49	±8	0°	2	14	44	40	±12	84.0	±10.0	
Air Force	43	±4	0°	3	16	44	38	±6	81.0	±5.0	
Coast Guard	44	±13	0°	NR	NR	NR	NR	±0	NR		
<b>EMPLOYMENT STATUS</b>											
Civilian	48	±6	0°	3	13	44	41	±8	84.0	±7.0	
Military	42	±3	0°	2	15	45	39	±4	84.0	±3.0	
Enlisted	44	±4	0°	1	12	44	43	±6	88.0	±4.0	
Officers	40	±4	0°	2	17	46	35	±5	81.0	±4.0	
<b>SIZE OF UNIT</b>											
Less Than 50	36	±5	0°	1	18	41	40	±8	81.0	±6.0	
50 to 99	41	±5	0°	2	13	50	35	±8	84.0	±6.0	
100 to 249	45	±4	0°	2	14	43	41	±6	84.0	±5.0	
250 or More	48	±5	0°	2	12	47	39	±7	86.0	±4.0	
<b>LOCATION</b>											
US (Incl. Territories)	43	±3	0°	2	15	43	39	±4	83.0	±3.0	
Overseas	40	±6	0°	1	11	51	36	±10	88.0	±6.0	
<b>DURATION OF UVAO ASSIGNMENT</b>											
Less Than 3 Months	28	±7	0°	NR	28	47	26	±16	72.0	±16.0	
3 Months to Less Than 6 Months	35	±5	0°	2	18	41	38	±9	79.0	±7.0	
6 Months to Less Than 1 Year	43	±4	0°	1	12	45	41	±6	87.0	±4.0	
1 Year or More	47	±4	0°	2	14	46	38	±5	84.0	±4.0	
<b>PRIOR UVAO SERVICE</b>											
Prior Service	47	±4	0°	3	13	43	41	±5	84.0	±4.0	
Non-Prior Service	40	±3	0°	1	15	46	38	±5	83.0	±4.0	
<b>UVAO TRAINING</b>											
Trained	44	±3	0°	2	15	45	39	±4	84.0	±3.0	
Not Trained	13	±9	0°	NR	NR	NR	NR	±0	NR		
<b>AGE</b>											
18 to 24 Years Old	37	±7	0°	2	26	40	31	±11	71.0	±11.0	
25 to 29 Years Old	35	±5	0°	4	20	45	32	±8	77.0	±8.0	
30 to 34 Years Old	41	±5	0°	2	18	41	38	±8	80.0	±6.0	
35 Years Old or More	47	±4	0°	1	10	47	42	±5	89.0	±4.0	

Note. Percent responding are UVAOs who answered the question and who used FVAP's monthly to-do list (Q45).

NR: Not reportable

° Response option never endorsed.

**47. Did you hear or see any of the following FVAP outreach resources?**

- |  |                  |                  |
|--|------------------|------------------|
| 1. FVAP radio ad                               | 2. FVAP video ad | 3. FVAP print ad |
| 4. Did not receive any FVAP outreach resources |                  |                  |

	Percent Responding		Percentages				Max ME
			1	2	3	4	
<b>TOTAL</b>	100	±0	8	14	41	51	±3
Army	100	±0	11	19	48	43	±4
Navy	100	±0	9	15	41	52	±6
Marine Corps	100	±0	3	9	28	67	±8
Air Force	100	±0	3	9	37	58	±4
Coast Guard	100	±0	NR	4	22	78	±12
<b>EMPLOYMENT STATUS</b>							
Civilian	100	±0	11	22	43	46	±6
Military	100	±0	8	14	41	52	±3
Enlisted	100	±0	9	17	47	46	±4
Officers	100	±0	7	11	37	57	±4
<b>SIZE OF UNIT</b>							
Less Than 50	100	±0	5	11	41	53	±5
50 to 99	100	±0	10	13	39	53	±5
100 to 249	100	±0	9	15	41	51	±4
250 or More	100	±0	9	19	43	47	±5
<b>LOCATION</b>							
US (Incl. Territories)	100	±0	4	11	40	54	±3
Overseas	100	±0	21	29	45	40	±6
<b>DURATION OF UVAO ASSIGNMENT</b>							
Less Than 3 Months	100	±0	4	6	33	67	±8
3 Months to Less Than 6 Months	100	±0	7	11	37	55	±6
6 Months to Less Than 1 Year	100	±0	8	14	44	48	±4
1 Year or More	100	±0	9	17	41	51	±4
<b>PRIOR UVAO SERVICE</b>							
Prior Service	100	±0	9	18	43	49	±4
Non-Prior Service	100	±0	7	13	40	53	±3
<b>UVAO TRAINING</b>							
Trained	100	±0	8	15	42	51	±3
Not Trained	100	±0	2	10	25	67	±14
<b>AGE</b>							
18 to 24 Years Old	100	±0	5	7	34	63	±7
25 to 29 Years Old	100	±0	5	8	33	62	±5
30 to 34 Years Old	100	±0	6	12	37	57	±5
35 Years Old or More	100	±0	10	19	47	43	±4

Note. Percent responding are UVAOs who answered the question.  
NR: Not reportable

**48. Did you share any information found on the following FVAP social media sites?**

**a. FVAP on Facebook**

1. Yes

2. No, I did not share any information, but I did visit this site

3. No, I did not share any information, and I did not visit this site

	Percent Responding		Percentages			Max ME	Percentage Reporting Yes
			1	2	3		
<b>TOTAL</b>	94	±2	11	13	76	±2	
Army	95	±2	14	15	71	±4	
Navy	95	±3	15	13	72	±6	
Marine Corps	98	±3	7	15	78	±8	
Air Force	93	±2	5	11	84	±3	
Coast Guard	96	±5	4	12	85	±12	
<b>EMPLOYMENT STATUS</b>							
Civilian	96	±2	13	13	74	±6	
Military	94	±2	11	13	76	±3	
Enlisted	95	±2	11	15	74	±4	
Officers	94	±2	11	11	78	±3	
<b>SIZE OF UNIT</b>							
Less Than 50	94	±3	9	12	79	±4	
50 to 99	95	±2	10	14	76	±5	
100 to 249	94	±3	11	15	74	±4	
250 or More	95	±2	16	12	73	±5	
<b>LOCATION</b>							
US (Incl. Territories)	94	±2	11	14	76	±3	
Overseas	95	±3	14	12	74	±6	
<b>DURATION OF UVAO ASSIGNMENT</b>							
Less Than 3 Months	92	±5	9	9	82	±7	
3 Months to Less Than 6 Months	92	±4	9	10	81	±5	
6 Months to Less Than 1 Year	96	±2	11	13	76	±4	
1 Year or More	95	±2	13	15	72	±4	
<b>PRIOR UVAO SERVICE</b>							
Prior Service	94	±2	12	16	72	±4	
Non-Prior Service	94	±2	11	11	78	±3	
<b>UVAO TRAINING</b>							
Trained	95	±1	12	13	75	±3	
Not Trained	92	±9	NR	11	89	±9	
<b>AGE</b>							
18 to 24 Years Old	91	±4	9	10	81	±7	
25 to 29 Years Old	93	±3	9	10	82	±5	
30 to 34 Years Old	93	±3	12	14	74	±5	
35 Years Old or More	96	±2	12	15	73	±3	

Note: Percent responding are UVAOs who answered the question.  
 NR: Not reportable

## 48. Did you share any information found on the following FVAP social media sites?

## b. FVAP on Twitter

1. Yes

2. No, I did not share any information, but I did visit this site

3. No, I did not share any information, and I did not visit this site

	Percent Responding		Percentages			Max ME	Percentage Reporting Yes
			1	2	3		
<b>TOTAL</b>	94	±2	4	10	86	±2	
Army	94	±2	5	12	83	±3	
Navy	94	±3	4	9	87	±4	
Marine Corps	97	±3	4	10	87	±7	
Air Force	93	±2	2	8	90	±3	
Coast Guard	93	±7	NR	12	88	±12	
<b>EMPLOYMENT STATUS</b>							
Civilian	94	±4	5	8	88	±5	
Military	94	±2	4	10	86	±2	
Enlisted	95	±2	4	13	84	±3	
Officers	93	±2	4	8	88	±3	
<b>SIZE OF UNIT</b>							
Less Than 50	94	±3	4	9	88	±4	
50 to 99	93	±3	3	11	86	±4	
100 to 249	94	±2	3	12	85	±4	
250 or More	94	±2	5	7	87	±3	
<b>LOCATION</b>							
US (Incl. Territories)	94	±2	4	10	86	±2	
Overseas	94	±4	4	9	87	±5	
<b>DURATION OF UVAO ASSIGNMENT</b>							
Less Than 3 Months	92	±5	5	8	87	±6	
3 Months to Less Than 6 Months	91	±4	2	9	89	±4	
6 Months to Less Than 1 Year	95	±2	5	10	85	±3	
1 Year or More	94	±2	4	10	86	±3	
<b>PRIOR UVAO SERVICE</b>							
Prior Service	94	±2	4	12	83	±3	
Non-Prior Service	94	±2	4	8	88	±3	
<b>UVAO TRAINING</b>							
Trained	94	±2	4	10	86	±2	
Not Trained	92	±9	NR	10	90	±9	
<b>AGE</b>							
18 to 24 Years Old	91	±4	4	6	89	±6	
25 to 29 Years Old	94	±3	2	7	90	±4	
30 to 34 Years Old	93	±3	4	10	86	±4	
35 Years Old or More	95	±2	4	11	85	±3	

Note. Percent responding are UVAOs who answered the question.

NR: Not reportable

**49. Did you request any of the following FVAP informational materials?**

- a. Brochures
- d. Voting posters

- b. Election dates handouts
- e. Wallet cards

- c. Fact sheets/one-pagers
- f. Hard copy of the 2013-14 VAG

	Percent Responding		Percentages						Max ME
			a	b	c	d	e	f	
<b>TOTAL</b>	97	±1	35	33	29	44	25	37	±3
Army	98	±1	39	38	37	48	30	42	±4
Navy	97	±3	32	30	24	44	20	36	±6
Marine Corps	98	±3	33	33	27	58	24	49	±8
Air Force	95	±2	33	29	25	37	23	31	±4
Coast Guard	96	±5	19	12	16	19	12	12	±12
<b>EMPLOYMENT STATUS</b>									
Civilian	99	±1	41	41	32	55	32	45	±6
Military	96	±1	34	32	29	43	24	36	±3
Enlisted	98	±1	36	34	31	46	28	38	±4
Officers	95	±2	33	29	28	40	21	35	±4
<b>SIZE OF UNIT</b>									
Less Than 50	96	±2	32	29	25	41	20	36	±5
50 to 99	97	±2	30	28	26	39	20	32	±5
100 to 249	95	±2	36	34	30	44	26	38	±5
250 or More	97	±2	42	40	37	53	33	43	±5
<b>LOCATION</b>									
US (Incl. Territories)	97	±1	35	33	29	45	25	37	±3
Overseas	96	±3	33	31	30	40	25	38	±7
<b>DURATION OF UVAO ASSIGNMENT</b>									
Less Than 3 Months	94	±4	26	22	16	30	12	20	±8
3 Months to Less Than 6 Months	96	±3	25	27	24	31	17	27	±5
6 Months to Less Than 1 Year	96	±2	34	31	30	43	27	39	±4
1 Year or More	97	±2	41	38	33	52	28	42	±4
<b>PRIOR UVAO SERVICE</b>									
Prior Service	96	±2	41	38	34	52	28	44	±4
Non-Prior Service	97	±1	31	29	27	39	23	33	±3
<b>UVAO TRAINING</b>									
Trained	97	±1	36	34	30	46	25	38	±3
Not Trained	92	±9	10	7	8	9	5	11	±14
<b>AGE</b>									
18 to 24 Years Old	92	±4	33	30	30	36	22	32	±8
25 to 29 Years Old	97	±3	24	24	22	34	16	28	±5
30 to 34 Years Old	95	±3	37	35	33	46	27	37	±5
35 Years Old or More	98	±1	38	35	30	48	27	41	±4

Note. Percent responding are UVAOs who answered the question.

## 50. From whom did you request each of the following FVAP informational material(s)?

## a. Brochures

1. FVAP  
4. Do not recall

2. IVA Office

3. Some other source

	Percent Responding		Percentages				Max ME
			1	2	3	4	
<b>TOTAL</b>	32	±2	39	46	8	7	±4
Army	36	±4	32	52	9	7	±6
Navy	29	±5	55	27	6	11	±10
Marine Corps	31	±8	41	33	22	4	±15
Air Force	30	±4	34	58	4	3	±7
Coast Guard	19	±10	NR	NR	NR	NR	
<b>EMPLOYMENT STATUS</b>							
Civilian	39	±6	38	50	10	1	±10
Military	31	±3	40	45	7	8	±5
Enlisted	33	±4	40	48	7	5	±6
Officers	30	±3	40	43	8	10	±6
<b>SIZE OF UNIT</b>							
Less Than 50	29	±4	44	42	7	6	±8
50 to 99	28	±5	37	49	5	9	±9
100 to 249	32	±4	36	45	10	9	±7
250 or More	39	±5	41	48	8	4	±8
<b>LOCATION</b>							
US (Incl. Territories)	32	±3	40	46	8	7	±4
Overseas	31	±6	39	46	9	7	±11
<b>DURATION OF UVAO ASSIGNMENT</b>							
Less Than 3 Months	22	±7	42	42	12	3	±17
3 Months to Less Than 6 Months	23	±5	32	52	9	7	±11
6 Months to Less Than 1 Year	31	±4	37	46	9	8	±7
1 Year or More	38	±4	42	45	7	6	±6
<b>PRIOR UVAO SERVICE</b>							
Prior Service	37	±4	43	47	5	5	±6
Non-Prior Service	29	±3	37	45	10	8	±6
<b>UVAO TRAINING</b>							
Trained	33	±3	40	46	8	6	±4
Not Trained	9	±6	NR	NR	NR	NR	
<b>AGE</b>							
18 to 24 Years Old	30	±7	38	50	NR	8	±13
25 to 29 Years Old	21	±4	26	53	11	9	±10
30 to 34 Years Old	34	±5	40	47	9	3	±9
35 Years Old or More	35	±3	42	44	7	8	±5

Note. Percent responding are UVAOs who answered the question and who requested brochures (Q49).  
NR: Not reportable

**50. From whom did you request each of the following FVAP informational material(s)?**

**b. Election dates handouts**

- 1. FVAP
- 4. Do not recall

2. IVA Office

3. Some other source

	Percent Responding		Percentages				Max ME
			1	2	3	4	
<b>TOTAL</b>	31	±2	39	40	10	11	±4
Army	36	±4	37	42	12	9	±6
Navy	29	±5	48	28	7	16	±10
Marine Corps	31	±8	48	30	19	4	±15
Air Force	27	±3	32	50	8	10	±7
Coast Guard	11	±8	NR	NR	NR	NR	
<b>EMPLOYMENT STATUS</b>							
Civilian	40	±6	36	48	14	3	±10
Military	30	±3	40	38	10	12	±5
Enlisted	33	±4	43	37	11	9	±7
Officers	27	±3	37	39	9	16	±6
<b>SIZE OF UNIT</b>							
Less Than 50	28	±4	40	38	9	12	±9
50 to 99	27	±5	39	44	9	9	±10
100 to 249	31	±4	40	33	13	14	±8
250 or More	38	±5	38	45	9	8	±7
<b>LOCATION</b>							
US (Incl. Territories)	32	±3	40	39	10	10	±4
Overseas	29	±6	36	42	9	13	±11
<b>DURATION OF UVAO ASSIGNMENT</b>							
Less Than 3 Months	21	±7	35	40	19	7	±18
3 Months to Less Than 6 Months	25	±5	29	43	11	17	±12
6 Months to Less Than 1 Year	29	±4	41	40	10	9	±7
1 Year or More	36	±4	41	38	10	11	±6
<b>PRIOR UVAO SERVICE</b>							
Prior Service	36	±4	41	41	7	10	±6
Non-Prior Service	28	±3	37	39	12	12	±6
<b>UVAO TRAINING</b>							
Trained	32	±3	39	40	10	11	±4
Not Trained	6	±5	NR	NR	NR	NR	
<b>AGE</b>							
18 to 24 Years Old	27	±7	39	39	NR	22	±14
25 to 29 Years Old	23	±4	26	55	10	9	±10
30 to 34 Years Old	32	±5	41	43	9	7	±9
35 Years Old or More	34	±3	42	35	12	11	±6

Note: Percent responding are UVAOs who answered the question and who requested election dates handouts (Q49).  
 NR: Not reportable



## 50. From whom did you request each of the following FVAP informational material(s)?

## c. Fact sheets/one-pagers

1. FVAP
4. Do not recall

2. IVA Office

3. Some other source

	Percent Responding		Percentages				Max ME
			1	2	3	4	
<b>TOTAL</b>	27	±2	43	39	8	10	±5
Army	34	±4	38	41	10	11	±6
Navy	23	±5	51	30	6	13	±12
Marine Corps	25	±7	NR	32	14	NR	±16
Air Force	22	±3	42	46	6	6	±8
Coast Guard	15	±9	NR	NR	NR	NR	
<b>EMPLOYMENT STATUS</b>							
Civilian	29	±6	47	40	10	3	±12
Military	27	±3	42	39	8	11	±5
Enlisted	28	±4	42	41	8	9	±7
Officers	25	±3	43	36	9	13	±7
<b>SIZE OF UNIT</b>							
Less Than 50	23	±4	47	38	5	11	±11
50 to 99	24	±5	39	46	7	7	±10
100 to 249	28	±4	41	34	11	14	±8
250 or More	34	±5	44	41	8	6	±8
<b>LOCATION</b>							
US (Incl. Territories)	27	±2	42	39	9	10	±5
Overseas	27	±6	47	38	7	8	±12
<b>DURATION OF UVAO ASSIGNMENT</b>							
Less Than 3 Months	15	±6	NR	NR	NR	9	±13
3 Months to Less Than 6 Months	20	±5	34	41	13	12	±12
6 Months to Less Than 1 Year	28	±4	43	38	9	11	±7
1 Year or More	30	±4	44	40	7	9	±7
<b>PRIOR UVAO SERVICE</b>							
Prior Service	31	±4	44	42	5	8	±7
Non-Prior Service	25	±3	41	36	11	11	±6
<b>UVAO TRAINING</b>							
Trained	28	±2	43	39	8	10	±5
Not Trained	8	±6	NR	NR	NR	NR	
<b>AGE</b>							
18 to 24 Years Old	27	±7	41	37	NR	22	±14
25 to 29 Years Old	19	±4	39	39	11	11	±11
30 to 34 Years Old	30	±5	41	43	9	7	±10
35 Years Old or More	28	±3	45	37	9	9	±6

Note. Percent responding are UVAOs who answered the question and who requested fact sheets/one-pagers (Q49).

NR: Not reportable

50. From whom did you request each of the following FVAP informational material(s)?

d. Voting posters

- 1. FVAP
- 4. Do not recall

2. IVA Office

3. Some other source

	Percent Responding		Percentages				Max ME
			1	2	3	4	
<b>TOTAL</b>	42	±3	37	47	9	8	±4
Army	46	±4	31	53	10	6	±5
Navy	42	±6	52	28	9	11	±8
Marine Corps	54	±8	36	40	13	11	±11
Air Force	35	±4	28	62	4	6	±6
Coast Guard	19	±10	NR	NR	NR	NR	
<b>EMPLOYMENT STATUS</b>							
Civilian	53	±6	35	51	10	5	±9
Military	40	±3	37	46	8	8	±4
Enlisted	44	±4	37	48	8	8	±6
Officers	38	±3	37	45	9	9	±5
<b>SIZE OF UNIT</b>							
Less Than 50	39	±5	38	46	7	9	±8
50 to 99	37	±5	37	49	6	8	±8
100 to 249	41	±4	34	47	11	8	±7
250 or More	51	±5	37	47	9	6	±7
<b>LOCATION</b>							
US (Incl. Territories)	43	±3	36	48	8	8	±4
Overseas	38	±6	39	42	11	7	±10
<b>DURATION OF UVAO ASSIGNMENT</b>							
Less Than 3 Months	27	±7	30	40	25	5	±16
3 Months to Less Than 6 Months	28	±5	35	50	7	7	±10
6 Months to Less Than 1 Year	41	±4	34	49	10	7	±6
1 Year or More	50	±4	39	46	7	8	±5
<b>PRIOR UVAO SERVICE</b>							
Prior Service	49	±4	38	47	6	8	±6
Non-Prior Service	37	±3	35	47	10	7	±5
<b>UVAO TRAINING</b>							
Trained	43	±3	37	47	9	8	±4
Not Trained	8	±6	NR	NR	NR	NR	
<b>AGE</b>							
18 to 24 Years Old	33	±7	34	49	NR	17	±12
25 to 29 Years Old	31	±5	31	52	10	7	±9
30 to 34 Years Old	43	±5	35	45	11	9	±8
35 Years Old or More	46	±3	39	47	8	6	±5

Note: Percent responding are UVAOs who answered the question and who requested voting posters (Q49).  
NR: Not reportable

## 50. From whom did you request each of the following FVAP informational material(s)?

## e. Wallet cards

1. FVAP
4. Do not recall

2. IVA Office

3. Some other source

	Percent Responding		Percentages				Max ME
			1	2	3	4	
<b>TOTAL</b>	23	±2	39	46	9	6	±5
Army	28	±3	35	49	11	5	±6
Navy	19	±5	53	29	10	7	±12
Marine Corps	22	±7	NR	32	11	11	±18
Air Force	20	±3	30	61	5	4	±8
Coast Guard	11	±8	NR	NR	NR	NR	
<b>EMPLOYMENT STATUS</b>							
Civilian	30	±6	39	48	12	2	±12
Military	22	±2	39	46	9	6	±5
Enlisted	26	±4	38	49	7	5	±7
Officers	19	±3	40	42	11	8	±7
<b>SIZE OF UNIT</b>							
Less Than 50	19	±4	41	48	8	4	±11
50 to 99	19	±4	39	46	5	9	±12
100 to 249	24	±4	38	44	12	6	±9
250 or More	31	±4	38	47	10	4	±8
<b>LOCATION</b>							
US (Incl. Territories)	23	±2	39	47	8	6	±5
Overseas	23	±5	39	44	14	3	±13
<b>DURATION OF UVAO ASSIGNMENT</b>							
Less Than 3 Months	11	±5	NR	NR	NR	NR	
3 Months to Less Than 6 Months	15	±4	33	50	10	8	±14
6 Months to Less Than 1 Year	25	±4	39	44	10	7	±8
1 Year or More	26	±3	40	47	8	5	±7
<b>PRIOR UVAO SERVICE</b>							
Prior Service	26	±3	43	46	7	5	±7
Non-Prior Service	21	±3	36	46	11	6	±6
<b>UVAO TRAINING</b>							
Trained	24	±2	39	46	9	6	±5
Not Trained	5	±5	NR	NR	NR	NR	
<b>AGE</b>							
18 to 24 Years Old	20	±6	33	53	NR	NR	±15
25 to 29 Years Old	14	±4	42	37	12	10	±12
30 to 34 Years Old	25	±5	34	50	12	5	±10
35 Years Old or More	25	±3	42	45	8	4	±6

Note. Percent responding are UVAOs who answered the question and who requested wallet cards (Q49).  
NR: Not reportable

## 50. From whom did you request each of the following FVAP informational material(s)?

## f. Hard copy of the 2013-14 VAG

1. FVAP  
2. IVA Office  
3. Some other source  
4. Do not recall

	Percent Responding		Percentages				Max ME
			1	2	3	4	
<b>TOTAL</b>	35	±3	39	45	8	8	±4
Army	40	±4	33	50	11	7	±5
Navy	34	±6	59	26	7	9	±10
Marine Corps	46	±8	38	43	10	10	±12
Air Force	29	±4	29	58	5	8	±7
Coast Guard	7	±7	NR	NR	NR	NR	
<b>EMPLOYMENT STATUS</b>							
Civilian	43	±6	37	50	11	1	±10
Military	34	±3	40	44	8	9	±4
Enlisted	37	±4	44	42	7	6	±6
Officers	32	±3	36	45	8	11	±6
<b>SIZE OF UNIT</b>							
Less Than 50	34	±5	39	44	8	9	±8
50 to 99	30	±5	41	45	6	7	±10
100 to 249	35	±4	38	43	9	9	±7
250 or More	40	±5	39	46	8	6	±7
<b>LOCATION</b>							
US (Incl. Territories)	35	±3	39	45	9	8	±4
Overseas	35	±6	42	43	7	8	±11
<b>DURATION OF UVAO ASSIGNMENT</b>							
Less Than 3 Months	19	±6	NR	NR	NR	9	±14
3 Months to Less Than 6 Months	24	±5	35	46	10	9	±11
6 Months to Less Than 1 Year	37	±4	42	43	6	9	±7
1 Year or More	39	±4	39	46	9	6	±6
<b>PRIOR UVAO SERVICE</b>							
Prior Service	41	±4	39	48	7	6	±6
Non-Prior Service	31	±3	40	42	9	9	±5
<b>UVAO TRAINING</b>							
Trained	36	±3	39	45	8	8	±4
Not Trained	10	±9	NR	NR	NR	NR	
<b>AGE</b>							
18 to 24 Years Old	30	±7	31	56	NR	9	±13
25 to 29 Years Old	26	±5	29	54	4	13	±11
30 to 34 Years Old	35	±5	40	44	10	6	±9
35 Years Old or More	39	±3	43	41	9	7	±5

Note: Percent responding are UVAOs who answered the question and who requested hard copies of the 2013-14 VAG (Q49).  
NR: Not reportable

## 51. Did you receive any of the following FVAP informational materials?

a. Brochures  
d. Voting posters

b. Election dates handouts  
e. Wallet cards

c. Fact sheets/one-pagers  
f. Hard copy of the 2013-14 VAG

	Percent Responding		Percentages						Max ME
			a	b	c	d	e	f	
<b>TOTAL</b>	95	±1	47	46	43	55	34	48	±3
Army	95	±2	55	53	53	61	39	56	±4
Navy	98	±2	38	39	34	50	28	45	±6
Marine Corps	94	±4	38	43	32	62	28	50	±9
Air Force	94	±2	48	45	41	52	35	42	±4
Coast Guard	89	±8	13	13	17	17	21	21	±13
<b>EMPLOYMENT STATUS</b>									
Civilian	95	±3	56	54	47	64	40	55	±7
Military	95	±1	46	45	42	54	33	47	±3
Enlisted	96	±2	49	49	45	58	37	48	±4
Officers	95	±2	44	41	40	50	30	47	±4
<b>SIZE OF UNIT</b>									
Less Than 50	95	±2	45	43	40	54	29	49	±5
50 to 99	96	±2	41	42	41	49	31	41	±5
100 to 249	93	±3	48	45	44	53	35	49	±5
250 or More	97	±2	54	52	47	63	41	54	±5
<b>LOCATION</b>									
US (Incl. Territories)	95	±1	47	46	43	55	34	48	±3
Overseas	96	±3	48	45	43	55	33	48	±7
<b>DURATION OF UVAO ASSIGNMENT</b>									
Less Than 3 Months	95	±4	33	28	27	36	16	30	±8
3 Months to Less Than 6 Months	93	±3	40	38	38	44	26	36	±6
6 Months to Less Than 1 Year	95	±2	48	48	44	58	38	53	±4
1 Year or More	96	±2	51	49	46	59	36	52	±4
<b>PRIOR UVAO SERVICE</b>									
Prior Service	95	±2	52	51	46	61	37	52	±4
Non-Prior Service	95	±2	44	43	41	51	33	46	±3
<b>UVAO TRAINING</b>									
Trained	95	±1	49	47	44	56	35	50	±3
Not Trained	90	±9	13	11	15	18	8	13	±10
<b>AGE</b>									
18 to 24 Years Old	90	±4	44	44	42	54	36	43	±8
25 to 29 Years Old	94	±3	37	39	35	46	25	40	±6
30 to 34 Years Old	94	±3	46	45	41	51	33	47	±5
35 Years Old or More	97	±1	51	49	47	60	38	52	±4

Note. Percent responding are UVAOs who answered the question.

52. How useful were the following FVAP informational material(s) in helping you perform your UVAO duties?

a. Brochures

1. Not at all useful  
4. Useful

2. Not very useful  
5. Very useful

3. Somewhat useful

	Percent Responding		Percentages					Max ME	Percentage Useful/Very Useful		
			1	2	3	4	5				
<b>TOTAL</b>	44	±3	0	4	16	46	34	±4	80.0	±3.0	
Army	51	±4	0	3	15	44	38	±5	81.0	±4.0	
Navy	36	±6	0	5	8	51	37	±9	88.0	±7.0	
Marine Corps	33	±8	NR	NR	31	34	34	±14	69.0	±14.0	
Air Force	44	±4	0	5	23	46	25	±5	71.0	±5.0	
Coast Guard	11	±8	NR	NR	NR	NR	NR		NR		
<b>EMPLOYMENT STATUS</b>											
Civilian	51	±6	0	1	12	44	43	±9	87.0	±7.0	
Military	43	±3	0	5	17	46	33	±4	78.0	±3.0	
Enlisted	45	±4	0	4	14	46	36	±6	82.0	±5.0	
Officers	41	±4	0	5	19	46	30	±5	76.0	±4.0	
<b>SIZE OF UNIT</b>											
Less Than 50	42	±5	0	3	17	51	29	±7	80.0	±5.0	
50 to 99	39	±5	0	5	15	49	31	±8	79.0	±7.0	
100 to 249	44	±4	1	4	17	44	34	±6	78.0	±6.0	
250 or More	51	±5	0	4	15	40	42	±7	81.0	±5.0	
<b>LOCATION</b>											
US (Incl. Territories)	43	±3	0	4	17	45	34	±4	79.0	±3.0	
Overseas	46	±6	0	5	13	48	34	±9	82.0	±7.0	
<b>DURATION OF UVAO ASSIGNMENT</b>											
Less Than 3 Months	31	±7	NR	NR	23	49	28	±14	77.0	±14.0	
3 Months to Less Than 6 Months	37	±5	0	2	22	44	31	±9	76.0	±8.0	
6 Months to Less Than 1 Year	44	±4	0	5	14	43	38	±6	81.0	±5.0	
1 Year or More	48	±4	0	4	15	48	32	±5	81.0	±4.0	
<b>PRIOR UVAO SERVICE</b>											
Prior Service	48	±4	0	5	12	47	36	±5	83.0	±5.0	
Non-Prior Service	41	±3	0	3	19	45	33	±5	78.0	±4.0	
<b>UVAO TRAINING</b>											
Trained	45	±3	0	4	16	46	34	±4	80.0	±3.0	
Not Trained	11	±7	NR	NR	NR	NR	NR		NR		
<b>AGE</b>											
18 to 24 Years Old	40	±7	NR	4	29	39	28	±12	67.0	±11.0	
25 to 29 Years Old	34	±5	0	4	22	48	26	±8	74.0	±8.0	
30 to 34 Years Old	42	±5	1	6	15	44	34	±8	78.0	±6.0	
35 Years Old or More	48	±3	0	3	13	47	37	±5	84.0	±4.0	

Note: Percent responding are UVAOs who answered the question and who received brochures (Q51a).  
NR: Not reportable

52. How useful were the following FVAP informational material(s) in helping you perform your UVAO duties?

b. Election dates handouts

1. Not at all useful  
 2. Not very useful  
 3. Somewhat useful  
 4. Useful  
 5. Very useful

	Percent Responding		Percentages					Max ME	Percentage Useful/Very Useful		
			1	2	3	4	5				
<b>TOTAL</b>	42	±3	0	2	11	46	40	±4	87.0	±3.0	
Army	49	±4	0	2	10	44	44	±5	88.0	±4.0	
Navy	37	±6	0	1	5	50	44	±9	94.0	±5.0	
Marine Corps	38	±8	NR	3	12	55	30	±13	85.0	±12.0	
Air Force	41	±4	1	1	18	46	34	±6	79.0	±5.0	
Coast Guard	11	±8	NR	NR	NR	NR	NR		NR		
<b>EMPLOYMENT STATUS</b>											
Civilian	49	±6	0	0	17	37	46	±9	83.0	±7.0	
Military	42	±3	0	2	10	48	40	±4	87.0	±3.0	
Enlisted	46	±4	1	2	9	49	41	±6	89.0	±4.0	
Officers	38	±4	0	2	11	47	39	±6	86.0	±4.0	
<b>SIZE OF UNIT</b>											
Less Than 50	40	±5	0	1	15	48	35	±7	84.0	±5.0	
50 to 99	39	±5	0	1	10	52	37	±8	89.0	±6.0	
100 to 249	41	±4	0	3	11	42	43	±7	85.0	±5.0	
250 or More	49	±5	0	1	8	45	46	±7	91.0	±3.0	
<b>LOCATION</b>											
US (Incl. Territories)	43	±3	0	2	12	44	42	±4	86.0	±3.0	
Overseas	43	±6	0	2	5	56	37	±9	93.0	±4.0	
<b>DURATION OF UVAO ASSIGNMENT</b>											
Less Than 3 Months	26	±7	NR	NR	11	55	35	±15	89.0	±13.0	
3 Months to Less Than 6 Months	35	±5	1	2	15	44	38	±9	82.0	±7.0	
6 Months to Less Than 1 Year	44	±4	0	3	11	47	40	±6	87.0	±4.0	
1 Year or More	46	±4	0	1	11	46	42	±5	88.0	±4.0	
<b>PRIOR UVAO SERVICE</b>											
Prior Service	47	±4	0	2	10	44	44	±6	88.0	±4.0	
Non-Prior Service	40	±3	0	1	12	48	38	±5	86.0	±3.0	
<b>UVAO TRAINING</b>											
Trained	44	±3	0	2	11	46	41	±4	87.0	±3.0	
Not Trained	10	±6	NR	NR	NR	NR	NR		NR		
<b>AGE</b>											
18 to 24 Years Old	40	±7	NR	7	17	32	45	±11	76.0	±11.0	
25 to 29 Years Old	36	±5	0	2	20	49	30	±8	79.0	±7.0	
30 to 34 Years Old	42	±5	0	0	7	50	43	±8	93.0	±4.0	
35 Years Old or More	46	±4	0	2	10	46	42	±5	88.0	±3.0	

Note. Percent responding are UVAOs who answered the question and who received election dates handouts (Q51b).  
 NR: Not reportable

52. How useful were the following FVAP informational material(s) in helping you perform your UVAO duties?

c. Fact sheets/one-pagers

1. Not at all useful  
4. Useful

2. Not very useful  
5. Very useful

3. Somewhat useful

	Percent Responding		Percentages					Max ME	Percentage Useful/Very Useful		
			1	2	3	4	5				
<b>TOTAL</b>	39	±3	0	3	15	47	35	±4	82.0	±3.0	
Army	49	±4	0	3	13	46	38	±5	84.0	±4.0	
Navy	31	±5	0	1	13	51	35	±10	86.0	±8.0	
Marine Corps	28	±7	NR	NR	25	42	33	±16	75.0	±15.0	
Air Force	37	±4	0	5	20	46	30	±6	75.0	±5.0	
Coast Guard	15	±9	NR	NR	NR	NR	NR		NR		
<b>EMPLOYMENT STATUS</b>											
Civilian	40	±6	NR	NR	15	36	49	±10	85.0	±8.0	
Military	39	±3	0	3	15	48	33	±4	81.0	±3.0	
Enlisted	41	±4	0	3	12	50	35	±6	85.0	±5.0	
Officers	37	±4	0	4	18	47	31	±6	78.0	±5.0	
<b>SIZE OF UNIT</b>											
Less Than 50	36	±4	0	2	21	49	28	±7	77.0	±7.0	
50 to 99	38	±5	0	3	16	50	31	±8	81.0	±7.0	
100 to 249	39	±4	0	4	13	47	37	±7	84.0	±5.0	
250 or More	43	±5	0	3	11	42	43	±7	85.0	±6.0	
<b>LOCATION</b>											
US (Incl. Territories)	39	±3	0	3	16	47	34	±4	81.0	±3.0	
Overseas	39	±6	0	4	10	48	38	±10	86.0	±8.0	
<b>DURATION OF UVAO ASSIGNMENT</b>											
Less Than 3 Months	24	±7	NR	NR	20	41	40	±16	80.0	±15.0	
3 Months to Less Than 6 Months	35	±5	1	5	15	47	32	±9	79.0	±8.0	
6 Months to Less Than 1 Year	40	±4	0	3	15	46	36	±6	83.0	±5.0	
1 Year or More	42	±4	0	3	15	48	34	±6	82.0	±5.0	
<b>PRIOR UVAO SERVICE</b>											
Prior Service	41	±4	0	4	11	48	37	±6	85.0	±5.0	
Non-Prior Service	37	±3	0	2	18	46	34	±5	80.0	±4.0	
<b>UVAO TRAINING</b>											
Trained	40	±3	0	3	15	47	35	±4	82.0	±3.0	
Not Trained	13	±7	NR	NR	NR	NR	NR		NR		
<b>AGE</b>											
18 to 24 Years Old	38	±7	NR	7	17	37	39	±12	76.0	±11.0	
25 to 29 Years Old	32	±5	0	4	22	47	27	±9	74.0	±8.0	
30 to 34 Years Old	37	±5	0	1	13	51	35	±8	86.0	±6.0	
35 Years Old or More	42	±3	0	3	14	47	36	±5	83.0	±4.0	

Note: Percent responding are UVAOs who answered the question and who received fact sheets/one-pagers (Q51c).  
NR: Not reportable



## 52. How useful were the following FVAP informational material(s) in helping you perform your UVAO duties?

## d. Voting posters

1. Not at all useful  
4. Useful

2. Not very useful  
5. Very useful

3. Somewhat useful

	Percent Responding		Percentages					Max ME	Percentage Useful/Very Useful		
			1	2	3	4	5				
<b>TOTAL</b>	51	±3	1	5	16	41	37	±3	78.0	±3.0	
Army	56	±4	1	4	14	41	40	±5	81.0	±4.0	
Navy	48	±6	1	3	12	40	45	±8	85.0	±7.0	
Marine Corps	55	±8	2	8	10	46	33	±11	79.0	±10.0	
Air Force	48	±4	1	8	24	42	24	±5	67.0	±5.0	
Coast Guard	15	±9	NR	NR	NR	NR	NR		NR		
<b>EMPLOYMENT STATUS</b>											
Civilian	60	±6	2	1	12	43	42	±8	85.0	±7.0	
Military	50	±3	1	6	17	41	36	±4	77.0	±3.0	
Enlisted	55	±4	0	5	14	43	38	±5	81.0	±4.0	
Officers	46	±4	1	6	19	40	34	±5	74.0	±5.0	
<b>SIZE OF UNIT</b>											
Less Than 50	51	±5	2	3	18	43	34	±7	77.0	±6.0	
50 to 99	47	±5	0	9	15	44	32	±8	76.0	±7.0	
100 to 249	49	±4	1	4	15	42	38	±6	80.0	±5.0	
250 or More	59	±5	1	5	15	37	42	±6	79.0	±6.0	
<b>LOCATION</b>											
US (Incl. Territories)	51	±3	1	5	15	41	37	±4	78.0	±3.0	
Overseas	52	±6	1	4	17	42	37	±9	78.0	±8.0	
<b>DURATION OF UVAO ASSIGNMENT</b>											
Less Than 3 Months	34	±8	NR	NR	21	40	30	±14	70.0	±15.0	
3 Months to Less Than 6 Months	41	±5	1	5	22	35	37	±8	72.0	±7.0	
6 Months to Less Than 1 Year	53	±4	0	6	15	44	35	±6	79.0	±5.0	
1 Year or More	56	±4	1	4	15	42	38	±5	80.0	±4.0	
<b>PRIOR UVAO SERVICE</b>											
Prior Service	57	±4	1	4	15	39	40	±5	79.0	±5.0	
Non-Prior Service	47	±3	1	6	17	43	34	±4	77.0	±4.0	
<b>UVAO TRAINING</b>											
Trained	53	±3	1	5	16	41	37	±4	78.0	±3.0	
Not Trained	14	±8	NR	NR	NR	NR	NR		NR		
<b>AGE</b>											
18 to 24 Years Old	48	±7	NR	14	19	32	35	±10	67.0	±10.0	
25 to 29 Years Old	43	±5	3	8	27	41	21	±7	62.0	±8.0	
30 to 34 Years Old	48	±5	0	4	15	46	35	±8	81.0	±6.0	
35 Years Old or More	56	±4	1	3	13	41	42	±5	83.0	±4.0	

Note. Percent responding are UVAOs who answered the question and who received voting posters (Q51d).

NR: Not reportable

52. How useful were the following FVAP informational material(s) in helping you perform your UVAO duties?

e. Wallet cards

1. Not at all useful  
4. Useful

2. Not very useful  
5. Very useful

3. Somewhat useful

	Percent Responding		Percentages					Max ME	Percentage Useful/Very Useful		
			1	2	3	4	5				
<b>TOTAL</b>	31	±2	2	6	17	38	37	±4	75.0	±4.0	
Army	36	±4	2	5	16	37	41	±6	78.0	±5.0	
Navy	26	±5	2	4	14	40	40	±11	81.0	±9.0	
Marine Corps	24	±7	NR	10	14	33	43	±17	76.0	±16.0	
Air Force	31	±4	3	11	21	39	26	±6	65.0	±6.0	
Coast Guard	19	±10	NR	NR	NR	NR	NR		NR		
<b>EMPLOYMENT STATUS</b>											
Civilian	35	±6	2	5	13	34	47	±10	81.0	±9.0	
Military	30	±3	2	7	17	39	35	±5	74.0	±4.0	
Enlisted	34	±4	1	4	14	43	39	±7	81.0	±5.0	
Officers	27	±3	4	9	20	35	33	±6	67.0	±6.0	
<b>SIZE OF UNIT</b>											
Less Than 50	26	±4	3	8	17	37	35	±9	73.0	±8.0	
50 to 99	29	±5	1	11	16	44	28	±9	72.0	±9.0	
100 to 249	32	±4	1	2	20	36	40	±7	76.0	±7.0	
250 or More	38	±5	3	7	12	37	41	±8	77.0	±6.0	
<b>LOCATION</b>											
US (Incl. Territories)	31	±3	2	7	16	36	39	±4	75.0	±4.0	
Overseas	31	±6	2	4	19	45	30	±11	75.0	±10.0	
<b>DURATION OF UVAO ASSIGNMENT</b>											
Less Than 3 Months	14	±6	NR	NR	NR	NR	NR		NR		
3 Months to Less Than 6 Months	24	±5	3	4	25	32	36	±11	68.0	±10.0	
6 Months to Less Than 1 Year	35	±4	2	7	17	36	38	±7	75.0	±6.0	
1 Year or More	33	±4	2	7	14	42	36	±6	77.0	±6.0	
<b>PRIOR UVAO SERVICE</b>											
Prior Service	33	±4	2	7	12	38	41	±6	80.0	±6.0	
Non-Prior Service	30	±3	2	6	20	38	34	±5	72.0	±5.0	
<b>UVAO TRAINING</b>											
Trained	32	±3	2	6	16	38	37	±4	75.0	±4.0	
Not Trained	7	±6	NR	NR	NR	NR	NR		NR		
<b>AGE</b>											
18 to 24 Years Old	33	±7	2	13	30	30	25	±12	55.0	±12.0	
25 to 29 Years Old	23	±4	5	9	21	40	25	±10	65.0	±10.0	
30 to 34 Years Old	29	±5	2	6	17	39	36	±9	75.0	±8.0	
35 Years Old or More	34	±3	2	5	13	38	42	±6	80.0	±5.0	

Note: Percent responding are UVAOs who answered the question and who received wallet cards (Q51e).  
NR: Not reportable

52. How useful were the following FVAP informational material(s) in helping you perform your UVAO duties?

f. Hard copy of the 2013-14 VAG

1. Not at all useful  
 2. Not very useful  
 3. Somewhat useful  
 4. Useful  
 5. Very useful

	Percent Responding		Percentages					Max ME	Percentage Useful/Very Useful		
			1	2	3	4	5				
<b>TOTAL</b>	45	±3	1	3	12	41	43	±4	84.0	±3.0	
Army	52	±4	1	2	10	41	46	±5	87.0	±4.0	
Navy	44	±6	1	1	11	39	47	±9	86.0	±6.0	
Marine Corps	46	±8	NR	NR	18	40	43	±12	83.0	±11.0	
Air Force	38	±4	2	5	16	42	35	±6	77.0	±5.0	
Coast Guard	19	±10	NR	NR	NR	NR	NR		NR		
<b>EMPLOYMENT STATUS</b>											
Civilian	50	±6	0	0	9	32	59	±9	91.0	±6.0	
Military	45	±3	1	3	13	42	41	±4	83.0	±3.0	
Enlisted	46	±4	1	2	11	43	43	±6	86.0	±4.0	
Officers	44	±4	2	3	14	41	40	±5	80.0	±4.0	
<b>SIZE OF UNIT</b>											
Less Than 50	46	±5	1	2	13	47	37	±7	83.0	±5.0	
50 to 99	39	±5	0	7	10	40	43	±8	83.0	±7.0	
100 to 249	44	±4	2	1	14	38	44	±6	82.0	±6.0	
250 or More	51	±5	1	1	10	37	50	±7	88.0	±4.0	
<b>LOCATION</b>											
US (Incl. Territories)	45	±3	2	3	12	40	43	±4	83.0	±3.0	
Overseas	45	±6	0	2	11	42	45	±10	87.0	±7.0	
<b>DURATION OF UVAO ASSIGNMENT</b>											
Less Than 3 Months	27	±7	14	NR	12	41	28	±15	70.0	±15.0	
3 Months to Less Than 6 Months	33	±5	2	2	16	38	42	±9	80.0	±8.0	
6 Months to Less Than 1 Year	50	±4	0	2	13	43	42	±6	85.0	±4.0	
1 Year or More	49	±4	1	3	11	40	46	±5	85.0	±4.0	
<b>PRIOR UVAO SERVICE</b>											
Prior Service	49	±4	0	3	10	37	50	±6	87.0	±4.0	
Non-Prior Service	43	±3	2	2	14	43	39	±5	82.0	±4.0	
<b>UVAO TRAINING</b>											
Trained	47	±3	1	3	12	41	43	±4	84.0	±3.0	
Not Trained	11	±7	NR	NR	NR	NR	NR		NR		
<b>AGE</b>											
18 to 24 Years Old	38	±7	2	NR	18	32	48	±11	80.0	±11.0	
25 to 29 Years Old	37	±5	2	6	14	44	34	±8	78.0	±7.0	
30 to 34 Years Old	44	±5	2	3	15	40	40	±8	80.0	±7.0	
35 Years Old or More	50	±4	1	2	10	41	47	±5	88.0	±3.0	

Note. Percent responding are UVAOs who answered the question and who received hard copies of the 2013-14 VAG (Q51f).  
 NR: Not reportable

53. Did you share any of the following informational material(s) from FVAP with military members?

a. Brochures

	Percent Responding		Percentages	Max ME	Percentage Reporting Yes
			Yes		
<b>TOTAL</b>	44	±3	91	±2	
Army	51	±4	90	±3	
Navy	36	±6	95	±5	
Marine Corps	33	±8	93	±11	
Air Force	44	±4	89	±4	
Coast Guard	11	±8	NR		
<b>EMPLOYMENT STATUS</b>					
Civilian	51	±6	88	±6	
Military	43	±3	92	±2	
Enlisted	45	±4	94	±3	
Officers	40	±4	90	±3	
<b>SIZE OF UNIT</b>					
Less Than 50	42	±5	92	±4	
50 to 99	38	±5	90	±6	
100 to 249	43	±4	89	±5	
250 or More	51	±5	94	±3	
<b>LOCATION</b>					
US (Incl. Territories)	43	±3	90	±3	
Overseas	46	±6	95	±4	
<b>DURATION OF UVAO ASSIGNMENT</b>					
Less Than 3 Months	29	±7	81	±13	
3 Months to Less Than 6 Months	36	±5	90	±7	
6 Months to Less Than 1 Year	44	±4	90	±4	
1 Year or More	48	±4	93	±3	
<b>PRIOR UVAO SERVICE</b>					
Prior Service	49	±4	92	±3	
Non-Prior Service	40	±3	91	±3	
<b>UVAO TRAINING</b>					
Trained	45	±3	91	±2	
Not Trained	11	±7	NR		
<b>AGE</b>					
18 to 24 Years Old	39	±7	79	±12	
25 to 29 Years Old	34	±5	87	±7	
30 to 34 Years Old	43	±5	92	±4	
35 Years Old or More	48	±3	94	±3	

Note. Percent responding are UVAOs who answered the question and who received brochures (Q51a).  
 NR: Not reportable

53. Did you share any of the following informational material(s) from FVAP with military members?  
b. Election dates handouts

	Percent Responding		Percentages	Max ME	Percentage Reporting Yes
			Yes		
<b>TOTAL</b>	42	±3	92	±2	
Army	49	±4	93	±3	
Navy	37	±6	95	±6	
Marine Corps	38	±8	88	±11	
Air Force	42	±4	89	±4	
Coast Guard	11	±8	NR		
<b>EMPLOYMENT STATUS</b>					
Civilian	51	±6	86	±7	
Military	41	±3	93	±3	
Enlisted	46	±4	92	±4	
Officers	38	±4	94	±3	
<b>SIZE OF UNIT</b>					
Less Than 50	40	±5	89	±6	
50 to 99	39	±5	91	±6	
100 to 249	41	±4	93	±4	
250 or More	50	±5	95	±3	
<b>LOCATION</b>					
US (Incl. Territories)	42	±3	92	±2	
Overseas	43	±6	92	±6	
<b>DURATION OF UVAO ASSIGNMENT</b>					
Less Than 3 Months	25	±7	94	±8	
3 Months to Less Than 6 Months	34	±5	90	±6	
6 Months to Less Than 1 Year	44	±4	90	±5	
1 Year or More	47	±4	94	±3	
<b>PRIOR UVAO SERVICE</b>					
Prior Service	47	±4	94	±3	
Non-Prior Service	40	±3	91	±3	
<b>UVAO TRAINING</b>					
Trained	44	±3	92	±2	
Not Trained	10	±6	NR		
<b>AGE</b>					
18 to 24 Years Old	40	±7	83	±11	
25 to 29 Years Old	36	±5	92	±6	
30 to 34 Years Old	42	±5	94	±4	
35 Years Old or More	46	±4	93	±3	

Note. Percent responding are UVAOs who answered the question and who received election dates handouts (Q51b).  
NR: Not reportable

53. Did you share any of the following informational material(s) from FVAP with military members?

c. Fact sheets/one-pagers

	Percent Responding		Percentages	Max ME	Percentage Reporting Yes
			Yes		
<b>TOTAL</b>	39	±3	88	±3	
Army	48	±4	86	±4	
Navy	31	±5	94	±5	
Marine Corps	26	±7	91	±14	
Air Force	37	±4	85	±5	
Coast Guard	15	±9	NR		
<b>EMPLOYMENT STATUS</b>					
Civilian	41	±6	82	±8	
Military	38	±3	89	±3	
Enlisted	41	±4	91	±4	
Officers	36	±3	87	±4	
<b>SIZE OF UNIT</b>					
Less Than 50	36	±4	88	±5	
50 to 99	38	±5	83	±7	
100 to 249	38	±4	88	±5	
250 or More	43	±5	91	±4	
<b>LOCATION</b>					
US (Incl. Territories)	39	±3	87	±3	
Overseas	39	±6	92	±5	
<b>DURATION OF UVAO ASSIGNMENT</b>					
Less Than 3 Months	23	±7	87	±12	
3 Months to Less Than 6 Months	34	±5	84	±8	
6 Months to Less Than 1 Year	40	±4	88	±5	
1 Year or More	42	±4	89	±4	
<b>PRIOR UVAO SERVICE</b>					
Prior Service	41	±4	89	±4	
Non-Prior Service	37	±3	87	±4	
<b>UVAO TRAINING</b>					
Trained	40	±3	88	±3	
Not Trained	13	±7	NR		
<b>AGE</b>					
18 to 24 Years Old	38	±7	77	±12	
25 to 29 Years Old	32	±5	84	±8	
30 to 34 Years Old	37	±5	89	±5	
35 Years Old or More	42	±3	90	±3	

Note. Percent responding are UVAOs who answered the question and who received fact sheets/one-pagers (Q51c).  
 NR: Not reportable

53. Did you share any of the following informational material(s) from FVAP with military members?  
d. Voting posters

	Percent Responding		Percentages	Max ME	Percentage Reporting Yes
			Yes		
<b>TOTAL</b>	51	±3	94	±2	
Army	56	±4	91	±3	
Navy	47	±6	97	±3	
Marine Corps	55	±8	NR		
Air Force	48	±4	93	±3	
Coast Guard	15	±9	NR		
<b>EMPLOYMENT STATUS</b>					
Civilian	61	±6	91	±5	
Military	50	±3	94	±2	
Enlisted	54	±4	95	±3	
Officers	46	±4	93	±3	
<b>SIZE OF UNIT</b>					
Less Than 50	50	±5	94	±3	
50 to 99	46	±5	93	±5	
100 to 249	49	±4	92	±4	
250 or More	59	±5	95	±3	
<b>LOCATION</b>					
US (Incl. Territories)	51	±3	93	±2	
Overseas	51	±6	96	±3	
<b>DURATION OF UVAO ASSIGNMENT</b>					
Less Than 3 Months	33	±8	97	±9	
3 Months to Less Than 6 Months	40	±5	87	±6	
6 Months to Less Than 1 Year	53	±4	95	±3	
1 Year or More	56	±4	94	±3	
<b>PRIOR UVAO SERVICE</b>					
Prior Service	57	±4	93	±3	
Non-Prior Service	47	±3	94	±2	
<b>UVAO TRAINING</b>					
Trained	52	±3	94	±2	
Not Trained	16	±8	NR		
<b>AGE</b>					
18 to 24 Years Old	48	±7	87	±9	
25 to 29 Years Old	43	±5	91	±5	
30 to 34 Years Old	47	±5	97	±3	
35 Years Old or More	56	±4	94	±2	

Note. Percent responding are UVAOs who answered the question and who received voting posters (Q51d).  
NR: Not reportable

53. Did you share any of the following informational material(s) from FVAP with military members?

e. Wallet cards



























	Percent Responding		Percentages	Max ME	Percentage Reporting Yes
			Yes		
<b>TOTAL</b>	31	±2	90	±3	
Army	35	±4	89	±4	
Navy	26	±5	95	±5	
Marine Corps	25	±7	91	±14	
Air Force	31	±4	86	±5	
Coast Guard	19	±10	NR		
<b>EMPLOYMENT STATUS</b>					
Civilian	36	±6	90	±8	
Military	30	±3	90	±3	
Enlisted	34	±4	93	±4	
Officers	27	±3	87	±5	
<b>SIZE OF UNIT</b>					
Less Than 50	26	±4	88	±6	
50 to 99	28	±5	82	±8	
100 to 249	31	±4	91	±5	
250 or More	38	±5	95	±3	
<b>LOCATION</b>					
US (Incl. Territories)	31	±3	88	±3	
Overseas	31	±6	95	±4	
<b>DURATION OF UVAO ASSIGNMENT</b>					
Less Than 3 Months	12	±5	NR		
3 Months to Less Than 6 Months	23	±5	83	±10	
6 Months to Less Than 1 Year	34	±4	92	±4	
1 Year or More	33	±4	90	±4	
<b>PRIOR UVAO SERVICE</b>					
Prior Service	33	±4	91	±4	
Non-Prior Service	29	±3	89	±4	
<b>UVAO TRAINING</b>					
Trained	32	±3	90	±3	
Not Trained	7	±6	NR		
<b>AGE</b>					
18 to 24 Years Old	33	±7	76	±12	
25 to 29 Years Old	22	±4	91	±8	
30 to 34 Years Old	29	±5	90	±5	
35 Years Old or More	34	±3	92	±4	

Note. Percent responding are UVAOs who answered the question and who received wallet cards (Q51e).  
 NR: Not reportable



## 53. Did you share any of the following informational material(s) from FVAP with military members?

## f. Hard copy of the 2013-14 VAG

	Percent Responding		Percentages	Max ME	Percentage Reporting Yes
			Yes		
<b>TOTAL</b>	45	±3	73	±3	
Army	52	±4	74	±5	
Navy	43	±6	79	±7	
Marine Corps	45	±8	69	±12	
Air Force	38	±4	64	±6	
Coast Guard	19	±10	NR		
<b>EMPLOYMENT STATUS</b>					
Civilian	50	±6	75	±8	
Military	44	±3	73	±4	
Enlisted	45	±4	76	±5	
Officers	43	±4	70	±5	
<b>SIZE OF UNIT</b>					
Less Than 50	46	±5	71	±6	
50 to 99	39	±5	69	±8	
100 to 249	43	±4	72	±6	
250 or More	50	±5	78	±5	
<b>LOCATION</b>					
US (Incl. Territories)	45	±3	70	±4	
Overseas	44	±6	82	±7	
<b>DURATION OF UVAO ASSIGNMENT</b>					
Less Than 3 Months	26	±7	61	±15	
3 Months to Less Than 6 Months	32	±5	65	±9	
6 Months to Less Than 1 Year	48	±4	74	±5	
1 Year or More	49	±4	75	±5	
<b>PRIOR UVAO SERVICE</b>					
Prior Service	48	±4	76	±5	
Non-Prior Service	42	±3	71	±4	
<b>UVAO TRAINING</b>					
Trained	46	±3	73	±3	
Not Trained	11	±7	NR		
<b>AGE</b>					
18 to 24 Years Old	38	±7	67	±11	
25 to 29 Years Old	37	±5	67	±8	
30 to 34 Years Old	43	±5	72	±7	
35 Years Old or More	49	±4	76	±4	

Note. Percent responding are UVAOs who answered the question and who received hard copies of the 2013-14 VAG (Q51f).

NR: Not reportable



# **Survey Instrument**





## Defense Research, Surveys, and Statistics Center (RSSC)

- You have reached the redirect page for Department of Defense Research, Surveys, and Statistics Center (RSSC) surveys. You will be redirected to our contractor's web site (a secure .com site run by Data Recognition Corporation) to participate in the survey.
- DMDC has set up a telephone line for anyone who wishes to verify the survey's legitimacy. Call DSN 372-1034 from any DoD or other government telephone with DSN for a list of current DMDC surveys. If you do not have access to a DSN telephone line, call 1-571-372-1034. The prerecorded list does not include surveys conducted by agencies other than DMDC.
- Please enter your Ticket Number below, then click the Continue button to access your survey.

- If you are not automatically transferred, click on the link below:

<http://www.dodsurvey.net/>



## 2014 Post-Election Voting Survey of Unit Voting Assistance Officers

### Welcome

[Security Protection Advisory](#)

[RCS# DD-P&R\(AR\)2145](#)  
[Exp. 04/09/2016](#)

You have been selected to take a survey about your duties as a Unit Voting Assistance Officer (UVAO) during the November 4, 2014 General Election. When you click the *Continue* button below, you will be asked to:

- Read the Privacy Advisory
- Take the survey, which should only take you about 20 minutes

Thank you for your time and participation.

#### Section 508 Compliance

The U.S. Department of Defense is committed to making electronic and information technologies accessible to individuals with disabilities in accordance with [Section 508 of the Rehabilitation Act \(29 U.S.C. §794d\), as amended in 1999](#). Send feedback or concerns related to the accessibility of this website to: [DoDSection508@osd.mil](mailto:DoDSection508@osd.mil). For more information about Section 508, please visit the [DoD Section 508 website](#).  
Last Updated: 08/13/2013

[Frequently Asked Questions / How to Contact Us](#)

## PRIVACY ADVISORY

This survey does not collect or use personally identifiable information and is not retrieved by personal identifier. Responding to this survey is voluntary. Most people can complete the survey in 20 minutes. There is no penalty to you or your office if you choose not to respond. However, maximum participation is encouraged so that the data will be complete and representative.

## ADDITIONAL INFORMATION

The Uniformed and Overseas Citizens Absentee Voting Act as modified by the Military and Overseas Voting Empowerment Act, 42 United States Code, Section 1973ff, now 52 U.S.C. 20310, and Executive Order 12642 requires the Department of Defense to conduct this survey.

This survey is conducted by the Federal Voting Assistance Program (FVAP), which works to ensure that all Service members, their eligible family members, and overseas citizens are aware of their right to vote and have the tools to do so - from anywhere in the world. Information collected in this survey will provide FVAP with critical information to help improve the services and information available for Unit Voting Assistance Officers (UVAOs). Reports will be provided to the President and to Congress. Some findings may be published by the Defense Manpower Data Center (DMDC) or in professional journals, or presented at conferences, symposia, and scientific meetings. Your responses could be used in future research.

Completing this survey is voluntary. Most people can complete the survey in 20 minutes. There is no penalty to you or your office if you choose not to respond. However, maximum participation is encouraged so that the data will be complete and representative. This survey is being conducted for program evaluation at the DoD level and at the unit level. Your responses will not be treated as confidential. Identifying information may be used by government and contractor staff engaged in, and for purposes of, the program evaluation. In addition, FVAP will receive data which will identify your unit. Any comments you leave on the survey will be provided verbatim (i.e., exactly as submitted) to FVAP. **Do not include any Personally Identifiable Information (PII) in your comments.**

**If you experience any difficulties taking the survey, please contact the Survey Processing Center by sending an e-mail to [UVAO-Survey@mail.mil](mailto:UVAO-Survey@mail.mil) or call, toll-free, 1-800-881-5307. Once you start answering the survey, if you desire to withdraw your answers, please notify the Survey Processing Center prior to January 9, 2015. Please include in the e-mail or phone message your name, Ticket Number, and the PIN that you selected when you started this survey. Unless withdrawn, partially completed survey data may be used after that date.**

Click *Continue* if you agree to do the survey.

## HOW TO CONTACT US

If you have questions or concerns about this survey, you have three ways to contact the Survey Operations Center:

- **Call:** 1-800-881-5307
- **E-mail:** [UVAO-Survey@mail.mil](mailto:UVAO-Survey@mail.mil)
- **Fax:** 1-763-268-3002

## FREQUENTLY ASKED QUESTIONS

### What is the Federal Voting Assistance Program (FVAP)?

- FVAP administers the Uniformed and Overseas Citizens Absentee Voting Act (UOCAVA) on behalf of the Secretary of Defense. FVAP works to ensure that all Service members, their eligible family members, and overseas citizens are aware of their right to vote and have the tools and resources to successfully do so - from anywhere in the world.

### What is Defense Manpower Data Center (DMDC)?

- DMDC maintains the largest archive of personnel, manpower, training, and financial data in the Department of Defense (DoD). DMDC also conducts Joint-Service surveys including the Status of Forces Surveys, QuickCompass, and Human Relations Surveys for DoD. To learn more, visit the DMDC website.

<http://www.dmdc.osd.mil/>

### What is the Post-Election Voting (PEV) Program?

- Post-Election Voting (PEV) surveys are sponsored by the Director of the Federal Voting Assistance Program (FVAP) as the Presidential designee to administer the Uniformed and Overseas Citizens Absentee Voting Act of 1986 (UOCAVA). UOCAVA, as amended by the Military and Overseas Voter Empowerment (MOVE) Act, requires FVAP to provide to Congress an assessment of voter registration and participation by absent Uniformed Services voters and the effectiveness of FVAP activities. The PEV surveys are designed to assist FVAP in administering UOCAVA and are used to develop ways to further improve the absentee voting process for military personnel and overseas citizens.

### What is UOCAVA?

- The Uniformed and Overseas Citizens Absentee Voting Act (UOCAVA) was enacted in 1986 and permits members of the Uniformed Services and Merchant Marines, their eligible family members, and U.S. citizens residing overseas, to register and vote absentee in elections for Federal offices. The Federal Voting Assistance Program (FVAP) administers the Federal requirements of the law and works to ensure UOCAVA citizens are aware of their right to vote and have the tools and resources to successfully do so from anywhere in the world.

### How do I know this is an official, approved DoD survey?

- In accordance with [DoD Instruction 8910.01](#), all data collection in DoD must be licensed and show that license as a Report Control Symbol (RCS) with an expiration date. The RCS for this survey is RCS# DD-P&R(AR)2145, expiring 04/09/2016.

### How did you pick me?

- DMDC uses well-established, scientific procedures to randomly select a sample that represents the Defense community based on combinations of demographic characteristics (e.g., Service).

### Why should I participate?

- This is your chance to be heard on issues that directly affect you, including the length of UVAO assignments, assessment of UVAO training, the availability of voting resource materials, and UVAO activities.
- Your responses on this survey **make a difference**.

### How do I participate?

- The survey will be available at this Web site after November 5, 2014. At the present time, you may (1) verify contact information, and (2) provide a postal and e-mail address so we can notify you when the survey opens.

### What is [UVAO-Survey@mail.mil](mailto:UVAO-Survey@mail.mil)?

- The official e-mail address for communicating with UVAOs about Post-Election Voting (PEV). "[UVAO-Survey@mail.mil](mailto:UVAO-Survey@mail.mil)" is short for [Unit Voting Assistance Officers Survey](#).

### Why am I being asked to use the web?

- Web administration enables us to get survey results to senior Defense leaders faster.

### Why are you using a .net instead of a .mil domain to field your survey?

- The survey is administered by our contractor, Data Recognition Corporation, an experienced survey operations company. The survey collection tool begins on a .mil site within DMDC. Once you enter your ticket number, you are redirected to a contractor site which uses a .net domain. This allows everyone to access the survey, even from a non-government computer.

### Do I have to answer all questions?

- No, it is not necessary to answer every question. We know you are very busy so the survey will let you start and stop as necessary, while continuing to save your progress.
- Within the survey screen, you have four control buttons: *Next Page* (→), *Previous Page* (←), *Clear Responses*, and *Save and Return Later*. Use these buttons to navigate through the survey or skip questions. Use *Save and Return Later* to give yourself flexibility to complete the survey at a convenient time. When you return to the survey website, enter your Ticket Number to get to the place in the survey where you had stopped.

### Will my answers be kept private?

- Data you provide may be identifiable to DoD or the Federal Voting Assistance Program (FVAP). Please view the [Privacy Advisory](#).

- We encourage you to safeguard your Ticket Number to prevent unauthorized access to your survey. In addition, to ensure your privacy, be aware of the environment in which you take the survey (e.g., take the survey when no one else is home, take care to not leave the survey unattended).

**Can I withdraw my answers once I have started the survey?**

- If you wish to withdraw your answers, please notify the Survey Processing Center prior to January 9, 2015 by sending an e-mail to [UVAO-Survey@mail.mil](mailto:UVAO-Survey@mail.mil) or calling, toll-free 1-800-881-5307. Include your name and Ticket Number.

**Will I ever see the results of the survey?**

- The Federal Voting Assistance Program (FVAP) will post aggregate survey results and a corresponding post-election report to Congress at <http://www.FVAP.gov/>.



## BACKGROUND INFORMATION

The following questions will help us learn a little more about you; as you answer, please reference the time period you were assisting voters in preparation for the *November 4, 2014, election*. If your responses to any of the questions changed during this time period, please select the response that reflects the most recent information.

**1. In which Service were you assigned as a UVAO?**

- Army
- Navy
- Marine Corps
- Air Force
- Coast Guard
- Does not apply; I was not assigned as a UVAO

**2. Which of the following best describes your affiliation? *Mark one.***

- Active duty military member
- Member of the National Guard or Reserve in a full-time, active duty program (AGR/FTS/AR)
- Traditional National Guard/Reserve member (e.g., drilling unit, IMA, IRR)
- Federal civilian
- Federal contractor

**3. [Ask if Q2 = "Active duty military member" OR Q2 = "Member of the National Guard or Reserve in a full-time, active duty program (AGR/FTS/AR)" OR Q2 = "Traditional National Guard/Reserve member (e.g., drilling unit, IMA, IRR)"]  
What was your paygrade?**

- |   |   |  |  |
|---|---|--|--|
| <input checked="" type="checkbox"/> E-1 | <input checked="" type="checkbox"/> E-6 | <input checked="" type="checkbox"/> W-1          | <input checked="" type="checkbox"/> O-1/O-1E |
| <input checked="" type="checkbox"/> E-2 | <input checked="" type="checkbox"/> E-7 | <input checked="" type="checkbox"/> W-2          | <input checked="" type="checkbox"/> O-2/O-2E |
| <input checked="" type="checkbox"/> E-3 | <input checked="" type="checkbox"/> E-8 | <input checked="" type="checkbox"/> W-3          | <input checked="" type="checkbox"/> O-3/O-3E |
| <input checked="" type="checkbox"/> E-4 | <input checked="" type="checkbox"/> E-9 | <input checked="" type="checkbox"/> W-4          | <input checked="" type="checkbox"/> O-4      |
| <input checked="" type="checkbox"/> E-5 | <input checked="" type="checkbox"/> W-5 | <input checked="" type="checkbox"/> O-5          |  |
|   |   | <input checked="" type="checkbox"/> O-6 or above |  |

**4. [Ask if Q2 = "Federal civilian"] What was your GS or GS equivalent paygrade?**

- GS-1
- GS-2
- GS-3
- GS-4
- GS-5
- GS-6
- GS-7
- GS-8
- GS-9
- GS-10
- GS-11
- GS-12
- GS/GM-13
- GS/GM-14
- GS/GM-15 or above

**5. Was your unit deployed at any time during your assignment for the November 4, 2014, election?**

- Yes
- No

**6. [Ask if Q5 = "Yes"] To which of the following locations was your unit deployed? *Select one item from the list below.***

- In one of the 50 states, D.C., Puerto Rico, or a U.S. territory or possession
- Afghanistan
- Iraq
- Other North African, Near Eastern, or South Asian country (e.g., Bahrain, Diego Garcia, Kuwait, Saudi Arabia)
- Europe (e.g., Bosnia-Herzegovina, Germany, Italy, Serbia, United Kingdom)
- Former Soviet Union (e.g., Russia, Tajikistan, Uzbekistan)
- East Asia and Pacific (e.g., Australia, Japan, Korea)
- Sub-Saharan Africa (e.g., Kenya, Liberia, South Africa)
- Western Hemisphere (e.g., Cuba, Honduras, Peru)

[Ask if Q5 = "Yes" AND Q6 = "In one of the 50 states, D.C., Puerto Rico, or a U.S. territory or possession"] Please select from the list below your deployment location within one of the 50 States, D.C., Puerto Rico, or a U.S. territory or possession.

7. [Ask if Q5 = "No"] Were you stationed in the United States or overseas? If you were stationed on board a ship, indicate whether your homeport country was the United States or overseas.

- United States (including U.S. territories)
- Overseas

8. [Ask if Q7 = "Overseas"] Please select from the list below the overseas country in which you were stationed. If on board a ship, select the homeport country.

9. What was your age?

- 18 to 24 years old
- 25 to 29 years old
- 30 to 34 years old
- 35 to 44 years old
- 45 years old or older

10. How long had you been a Unit Voting Assistance Officer (UVAO) in the assignment you held for the November 4, 2014, election?

- Less than 3 months
- 3 months to less than 6 months
- 6 months to less than 1 year
- 1 year or more

11. Had you ever served as a Unit Voting Assistance Officer (UVAO) prior to the November 4, 2014, election?

- Yes, once before
- Yes, twice before
- Yes, three or more times before
- No

12. [Ask if Q11 = "Yes, once before" OR Q11 = "Yes, twice before" OR Q11 = "Yes, three or more times before"] As of November 4, 2014, how long had you served as a Unit Voting Assistance Officer (UVAO), including previous assignments?

- Less than 6 months
- 6 months to less than 1 year
- 1 year to less than 2 years
- 2 years to less than 3 years
- 3 years or more

### TRAINING

In coordination with the Services, the Federal Voting Assistance Program (FVAP) develops various training materials for use by Unit Voting Assistance Officers (UVAOs) to provide voter registration and absentee ballot assistance. The following questions will help us evaluate the current training materials available, and discover how we can improve those materials for use in future elections.

As you answer the following questions, please consider any training you received for the *November 4, 2014, election*.

13. Did you receive any of the following types of training in preparing you for performing your UVAO duties? **Mark one answer for each item.**

	No, and I <u>was not</u> aware of this training		
	No, but I <u>was</u> aware of this training		
	Yes		
a. Federal Voting Assistance Program (FVAP) in-person Voting Assistance Officer (VAO) training workshop .....	<input checked="" type="checkbox"/>	<input checked="" type="checkbox"/>	<input checked="" type="checkbox"/>
b. Federal Voting Assistance Program (FVAP) online VAO training module.....	<input checked="" type="checkbox"/>	<input checked="" type="checkbox"/>	<input checked="" type="checkbox"/>
c. Training provided by your military Service .....	<input checked="" type="checkbox"/>	<input checked="" type="checkbox"/>	<input checked="" type="checkbox"/>

14. [Ask if Q13 [Matching item] = "Yes"] How useful were each of the following types of training in preparing you for performing your Unit Voting Assistance Officer (UVAO) duties? **Mark one answer for each item.**

	Not at all useful				
	Not very useful				
	Somewhat useful				
	Useful				
	Very useful				
a. Federal Voting Assistance Program (FVAP) in-person Voting Assistance Officer (VAO) training workshop .....	<input checked="" type="checkbox"/>	<input checked="" type="checkbox"/>	<input checked="" type="checkbox"/>	<input checked="" type="checkbox"/>	<input checked="" type="checkbox"/>

	Not at all useful				
	Not very useful				
	Somewhat useful				
	Useful				
	Very useful				
b. Federal Voting Assistance Program (FVAP) online VAO training module.....	<input checked="" type="checkbox"/>	<input checked="" type="checkbox"/>	<input checked="" type="checkbox"/>	<input checked="" type="checkbox"/>	<input checked="" type="checkbox"/>
c. Training provided by your military Service .....	<input checked="" type="checkbox"/>	<input checked="" type="checkbox"/>	<input checked="" type="checkbox"/>	<input checked="" type="checkbox"/>	<input checked="" type="checkbox"/>

The Federal Voting Assistance Program (FVAP) offers both in-person and online trainings for Unit Voting Assistance Officers (UVAOs).

15. If given a choice, which type of training would you prefer? **Mark one.**

- FVAP in-person Voting Assistance Officer (VAO) training workshop
- FVAP online Voting Assistance Officer (VAO) training module

16. [Ask if Q15 = "FVAP in-person Voting Assistance Officer (VAO) training workshop"] Given your operational constraints, including budget and scheduling, how far would you be willing to travel to participate in an in-person Voting Assistance Officer (VAO) training workshop?

- Less than 15 miles
- Between 15 and 29 miles
- Between 30 and 59 miles
- Between 60 and 99 miles
- More than 100 miles

17. [Ask if Q15 = "FVAP in-person Voting Assistance Officer (VAO) training workshop" OR Q15 = "FVAP online Voting Assistance Officer (VAO) training module"] You indicated that you would prefer the [FVAP in-person training workshop] [FVAP online Voting Assistance Officer (VAO) training module]. From the list below, please select the reasons that best explain why you prefer this option. **Mark all that apply.**

- Learning style (e.g., preference for in-person versus online training)
- Quality of information
- Pace of learning (e.g., traditional classroom instruction/instructor-led training versus self-paced learning)
- Scheduling/convenience
- Access to instructor for in-person discussion and real-time responses to questions

18. If the Federal Voting Assistance Program (FVAP) offered online Unit Voting Assistance Officer (UVAO) forums featuring Q&A sessions to provide real-time information and answers to your questions, how likely are you to participate in it in the future?

- Very likely
- Likely
- Neither likely nor unlikely
- Unlikely
- Very unlikely

19. Using the scale below, evaluate your voter assistance knowledge in each of the following topic areas. **Mark one answer for each item.**

	Excellent									
	Good									
	Average									
	Fair									
	Poor									
a. Defining your Voting Assistance Program (i.e., your duties and responsibilities as a Unit Voting Assistance Officer [UVAO]) .....	<input checked="" type="checkbox"/>	<input checked="" type="checkbox"/>	<input checked="" type="checkbox"/>	<input checked="" type="checkbox"/>	<input checked="" type="checkbox"/>					
b. Understanding voting laws (e.g., the Uniformed and Overseas Citizens Absentee Voting Act [UOCAVA]) .....	<input checked="" type="checkbox"/>	<input checked="" type="checkbox"/>	<input checked="" type="checkbox"/>	<input checked="" type="checkbox"/>	<input checked="" type="checkbox"/>					
c. Determining who is an eligible UOCAVA voter.....	<input checked="" type="checkbox"/>	<input checked="" type="checkbox"/>	<input checked="" type="checkbox"/>	<input checked="" type="checkbox"/>	<input checked="" type="checkbox"/>					

	Excellent	Good	Average	Fair	Poor
d. Using the <i>Voting Assistance Guide (VAG)</i> .....	<input checked="" type="checkbox"/>	<input checked="" type="checkbox"/>	<input checked="" type="checkbox"/>	<input checked="" type="checkbox"/>	<input checked="" type="checkbox"/>
e. Using the Federal Post Card Application (FPCA) to register and request a ballot.....	<input checked="" type="checkbox"/>	<input checked="" type="checkbox"/>	<input checked="" type="checkbox"/>	<input checked="" type="checkbox"/>	<input checked="" type="checkbox"/>
f. Using the Federal Write-in Absentee Ballot (FWAB) as a backup ballot.....	<input checked="" type="checkbox"/>	<input checked="" type="checkbox"/>	<input checked="" type="checkbox"/>	<input checked="" type="checkbox"/>	<input checked="" type="checkbox"/>
g. Conducting effective outreach to UOCAVA voters.....	<input checked="" type="checkbox"/>	<input checked="" type="checkbox"/>	<input checked="" type="checkbox"/>	<input checked="" type="checkbox"/>	<input checked="" type="checkbox"/>
h. Finding available Federal Voting Assistance Program (FVAP) voting resources.....	<input checked="" type="checkbox"/>	<input checked="" type="checkbox"/>	<input checked="" type="checkbox"/>	<input checked="" type="checkbox"/>	<input checked="" type="checkbox"/>

20. Given your experience as a Unit Voting Assistance Officer (UVAO), in which area did you need more training? *Mark all that apply. If you did not need additional training, mark "Does not apply; I did not need additional training."*

- Federal Post Card Applications (FPCAs) or voter registration forms
- Federal Write-in Absentee Ballots (FWABs) or backup absentee ballots
- Requesting absentee ballots
- Returning absentee ballots
- Federal Voting Assistance Program (FVAP) resources
- UVAO requirements, including job responsibilities and metrics to report
- Does not apply, I did not need additional training.

**VOTING ASSISTANCE**

The following questions will help us evaluate the current training materials available, and discover how we can improve those materials for use in future elections. As you answer the following questions, please reference the time period you were assisting voters in preparation for the *November 4, 2014, election*. If your responses to any of the questions changed during this time period, please select the response that reflects the most recent information.

21. **Approximately how many permanent military members were assigned to the unit(s) where you served as a Unit Voting Assistance Officer (UVAO)?**

- Less than 50
- 50 to 99
- 100 to 149
- 150 to 199
- 200 to 249
- 250 or more

22. **How many Unit Voting Assistance Officers (UVAOs) and assistant UVAOs were assigned to the unit(s) where you served as a UVAO? Please include yourself in the total number.**

- 1
- 2
- 3
- 4
- 5
- 6 or more

23. **Approximately how many permanent military members from your unit(s) did you assist with voting during the 2014 election year?**

- None
- 1 to 9
- 10 to 24
- 25 to 99
- 100 or more

24. **Approximately how many military spouses and dependents did you assist with voting during the 2014 election year?**

- None
- 1 to 9
- 10 to 24
- 25 to 99
- 100 or more

25. How satisfied or dissatisfied were you with the amount of support you received from each of the following groups in helping you perform your Unit Voting Assistance Officer (UVAO) duties? *Mark one answer for each item. If you did not receive support from a specific group, mark "Does not apply" for that item.*

	Does not apply	Very dissatisfied	Dissatisfied	Neither satisfied nor dissatisfied	Satisfied	Very satisfied
a. Federal Voting Assistance Program (FVAP) .....	<input type="checkbox"/>	<input type="checkbox"/>	<input type="checkbox"/>	<input type="checkbox"/>	<input type="checkbox"/>	<input type="checkbox"/>
b. Your Service Voting Action Officer (SVAO) .....	<input type="checkbox"/>	<input type="checkbox"/>	<input type="checkbox"/>	<input type="checkbox"/>	<input type="checkbox"/>	<input type="checkbox"/>
c. Your command .....	<input type="checkbox"/>	<input type="checkbox"/>	<input type="checkbox"/>	<input type="checkbox"/>	<input type="checkbox"/>	<input type="checkbox"/>
d. Your Installation Voting Assistance Officer (IVAO) .....	<input type="checkbox"/>	<input type="checkbox"/>	<input type="checkbox"/>	<input type="checkbox"/>	<input type="checkbox"/>	<input type="checkbox"/>
e. Your Installation Voter Assistance (IVA) Office staff members .....	<input type="checkbox"/>	<input type="checkbox"/>	<input type="checkbox"/>	<input type="checkbox"/>	<input type="checkbox"/>	<input type="checkbox"/>

26. How much do you agree or disagree with each of the following statements about the support you received from the Federal Voting Assistance Program (FVAP)? *Mark one answer for each item.*

	Strongly disagree	Disagree	Neither agree nor disagree	Agree	Strongly agree
a. The amount of communication from FVAP is appropriate .....	<input type="checkbox"/>	<input type="checkbox"/>	<input type="checkbox"/>	<input type="checkbox"/>	<input type="checkbox"/>
b. The informational materials provided by FVAP (e.g., brochures, fact sheets/one-pagers, wallet cards) help increase my understanding of voting laws (e.g., the Uniformed and Overseas Citizens Absentee Voting Act [UOCAVA]) .....	<input type="checkbox"/>	<input type="checkbox"/>	<input type="checkbox"/>	<input type="checkbox"/>	<input type="checkbox"/>

	Strongly disagree	Disagree	Neither agree nor disagree	Agree	Strongly agree
c. The variety of training formats offered by FVAP (i.e., online modules, in-person workshops) are accessible to me .....	<input type="checkbox"/>	<input type="checkbox"/>	<input type="checkbox"/>	<input type="checkbox"/>	<input type="checkbox"/>
d. The informational materials provided by FVAP (e.g., checklists, Voting Assistance Guide [VAG]) help me understand my specific job responsibilities .....	<input type="checkbox"/>	<input type="checkbox"/>	<input type="checkbox"/>	<input type="checkbox"/>	<input type="checkbox"/>

[Ask if Q26 a = "Strongly disagree" OR Q26 a = "Disagree" OR Q26 b = "Strongly disagree" OR Q26 b = "Disagree" OR Q26 c = "Strongly disagree" OR Q26 c = "Disagree" OR Q26 d = "Strongly disagree" OR Q26 d = "Disagree"]

Please specify how support you received from the Federal Voting Assistance Program (FVAP) could be improved.

27. How often did you provide each of the following types of voting assistance as a Unit Voting Assistance Officer (UVAO)? *Mark one answer for each item.*

	Never	Rarely	Occasionally	Frequently	Very frequently
a. Providing paper or PDF copies of voting forms (e.g., Federal Post Card Applications [FPCAs] or Federal Write-In Absentee Ballots [FWABs]) to voters .....	<input type="checkbox"/>	<input type="checkbox"/>	<input type="checkbox"/>	<input type="checkbox"/>	<input type="checkbox"/>
b. Directing voters to the Federal Voting Assistance Program's (FVAP) online assistant tool to complete voting forms (e.g., FPCAs or FWABs) .....	<input type="checkbox"/>	<input type="checkbox"/>	<input type="checkbox"/>	<input type="checkbox"/>	<input type="checkbox"/>
c. Helping voters complete paper or PDF copies of voting forms (e.g., FPCAs or FWABs) .....	<input type="checkbox"/>	<input type="checkbox"/>	<input type="checkbox"/>	<input type="checkbox"/>	<input type="checkbox"/>

	Very frequently	Frequently	Occasionally	Rarely	Never
d. Helping voters complete voting forms (e.g., FPCAs or FWABs) using the Federal Voting Assistance Program's (FVAP) online assistant tool.....	<input checked="" type="checkbox"/>	<input checked="" type="checkbox"/>	<input checked="" type="checkbox"/>	<input checked="" type="checkbox"/>	<input checked="" type="checkbox"/>
e. Helping voters determine their legal residency and/or voting jurisdiction .....	<input checked="" type="checkbox"/>	<input checked="" type="checkbox"/>	<input checked="" type="checkbox"/>	<input checked="" type="checkbox"/>	<input checked="" type="checkbox"/>
f. Providing addresses of Local Election Officials (LEOs) .....	<input checked="" type="checkbox"/>	<input checked="" type="checkbox"/>	<input checked="" type="checkbox"/>	<input checked="" type="checkbox"/>	<input checked="" type="checkbox"/>
g. Explaining State voting procedures and/or election deadlines to voters.....	<input checked="" type="checkbox"/>	<input checked="" type="checkbox"/>	<input checked="" type="checkbox"/>	<input checked="" type="checkbox"/>	<input checked="" type="checkbox"/>
h. Hosting outreach events for voters.....	<input checked="" type="checkbox"/>	<input checked="" type="checkbox"/>	<input checked="" type="checkbox"/>	<input checked="" type="checkbox"/>	<input checked="" type="checkbox"/>

30. [Ask if Q28 = "Yes"] How often did you use each of the following formats of the 2013-14 Voting Assistance Guide (VAG)? Mark one answer for each item.

	Very frequently	Frequently	Occasionally	Rarely	Never
a. Paper-based copy.....	<input checked="" type="checkbox"/>	<input checked="" type="checkbox"/>	<input checked="" type="checkbox"/>	<input checked="" type="checkbox"/>	<input checked="" type="checkbox"/>
b. Online/website version.....	<input checked="" type="checkbox"/>	<input checked="" type="checkbox"/>	<input checked="" type="checkbox"/>	<input checked="" type="checkbox"/>	<input checked="" type="checkbox"/>
c. CD-ROM copy.....	<input checked="" type="checkbox"/>	<input checked="" type="checkbox"/>	<input checked="" type="checkbox"/>	<input checked="" type="checkbox"/>	<input checked="" type="checkbox"/>

31. [Ask if Q28 = "Yes"] How often did you use the following in the 2013-14 Voting Assistance Guide (VAG)? Mark one answer for each item.

	Very frequently	Frequently	Occasionally	Rarely	Never
a. Dates of elections and deadlines.....	<input checked="" type="checkbox"/>	<input checked="" type="checkbox"/>	<input checked="" type="checkbox"/>	<input checked="" type="checkbox"/>	<input checked="" type="checkbox"/>
b. The "Important Information" section .....	<input checked="" type="checkbox"/>	<input checked="" type="checkbox"/>	<input checked="" type="checkbox"/>	<input checked="" type="checkbox"/>	<input checked="" type="checkbox"/>
c. State-by-State information on filling out Federal Post Card Applications (FPCAs).....	<input checked="" type="checkbox"/>	<input checked="" type="checkbox"/>	<input checked="" type="checkbox"/>	<input checked="" type="checkbox"/>	<input checked="" type="checkbox"/>
d. The "Voting Your Ballot" section .....	<input checked="" type="checkbox"/>	<input checked="" type="checkbox"/>	<input checked="" type="checkbox"/>	<input checked="" type="checkbox"/>	<input checked="" type="checkbox"/>
e. State-by-State information on filling out Federal Write-in Absentee Ballots (FWABs) .....	<input checked="" type="checkbox"/>	<input checked="" type="checkbox"/>	<input checked="" type="checkbox"/>	<input checked="" type="checkbox"/>	<input checked="" type="checkbox"/>
f. Instructions on submitting forms.....	<input checked="" type="checkbox"/>	<input checked="" type="checkbox"/>	<input checked="" type="checkbox"/>	<input checked="" type="checkbox"/>	<input checked="" type="checkbox"/>
g. Mailing addresses, e-mails, or fax numbers to send completed voting forms (e.g., FPCAs or FWABs).....	<input checked="" type="checkbox"/>	<input checked="" type="checkbox"/>	<input checked="" type="checkbox"/>	<input checked="" type="checkbox"/>	<input checked="" type="checkbox"/>

32. What information should be added to the Voting Assistance Guide (VAG) that would be useful to you in performing your Unit Voting Assistance Officer (UVAO) duties?

**VOTING ASSISTANCE GUIDE (VAG)**

The *Voting Assistance Guide (VAG)* is a reference guide for absentee voting regulations, laws, deadlines, and procedures across all 55 States and U.S. territories. It is the primary source of information for citizens covered by the *Uniformed and Overseas Citizens Absentee Voting Act (UOCAVA)* regarding procedures for registering to vote, requesting a ballot, and voting in a specific State or territory of legal residence.

The VAG can be found on FVAP.gov and it is also available as a paper-based and CD-ROM copy.

As you answer the following questions, please reference the time period you were assisting voters in preparation for the *November 4, 2014, election*.

28. Did you use the 2013-14 VAG?

- Yes
- No, but I did receive a 2013-14 VAG
- No, and I did not receive a 2013-14 VAG

29. [Ask if Q28 = "Yes"] How useful was the 2013-14 Voting Assistance Guide (VAG) in helping you perform your Unit Voting Assistance Officer (UVAO) duties?

- Very useful
- Useful
- Somewhat useful
- Not very useful
- Not at all useful

**FEDERAL VOTING ASSISTANCE PROGRAM'S (FVAP) VOTING ALERTS**

FVAP's voting alerts or news releases are focused, timely, and relevant e-mails that keep Unit Voting Assistance Officers (UVAOs) informed about election dates, important deadlines throughout the absentee voting process, changes to State laws, and other crucial absentee voting information.

As you answer the following questions, please reference the time period you were assisting voters in preparation for the November 4, 2014, election.

**33. Did you receive FVAP's voting alerts?**

- Yes
- No, but I was registered to receive voting alerts from FVAP
- No, and I was not registered to receive voting alerts from FVAP

**34. [Ask if Q33 = "Yes"] How did you distribute information obtained from the FVAP voting alerts? *Mark all that apply.***

- Forwarded e-mails
- Posted information (e.g., on bulletin boards)
- Through social media (e.g., Facebook, Twitter)
- Announced during formations
- Announced during staff meetings

**FVAP.GOV**

The Federal Voting Assistance Program (FVAP) website, FVAP.gov, provides voting-related information and resources for absent Uniformed Service members, their eligible family members, overseas U.S. citizens, and those that support them. The website provides State-specific election information that voters can rely on when voting absentee.

As you answer the following questions, please reference the time period you were assisting voters in preparation for the November 4, 2014, election.

**35. Did you visit FVAP.gov?**

- Yes
- No, but I was aware of it
- No, and I was not aware of it

The Federal Voting Assistance Program (FVAP) provides the following products, information, and resources on [FVAP.gov](http://FVAP.gov) to support Unit Voting Assistance Officers (UVAOs) in their duties assisting military members.

**36. [Ask if Q35 = "Yes"] How useful were each of the following in helping you perform your UVAO duties? *Mark one answer for each item. If you did not access or obtain a specific product, information, or resource from FVAP.gov, mark "Does not apply" for that item.***

	Does not apply	Not at all useful	Not very useful	Somewhat useful	Useful	Very useful
a. PDF versions of voting forms (e.g., Federal Post Card Applications [FPCAs] or Federal Write-In Absentee Ballots [FWABs]) or envelopes .....	<input type="checkbox"/>	<input type="checkbox"/>	<input type="checkbox"/>	<input type="checkbox"/>	<input checked="" type="checkbox"/>	<input checked="" type="checkbox"/>
b. Election date calendar .....	<input type="checkbox"/>	<input type="checkbox"/>	<input type="checkbox"/>	<input type="checkbox"/>	<input checked="" type="checkbox"/>	<input checked="" type="checkbox"/>
c. Links to other election-related websites .....	<input type="checkbox"/>	<input type="checkbox"/>	<input type="checkbox"/>	<input type="checkbox"/>	<input checked="" type="checkbox"/>	<input checked="" type="checkbox"/>
d. International toll-free phone and fax numbers .....	<input type="checkbox"/>	<input type="checkbox"/>	<input type="checkbox"/>	<input type="checkbox"/>	<input checked="" type="checkbox"/>	<input checked="" type="checkbox"/>
e. The Voting Assistance Officer (VAO) section .....	<input type="checkbox"/>	<input type="checkbox"/>	<input type="checkbox"/>	<input type="checkbox"/>	<input checked="" type="checkbox"/>	<input checked="" type="checkbox"/>
f. Continuity Folder/Turnover Binder .....	<input type="checkbox"/>	<input type="checkbox"/>	<input type="checkbox"/>	<input type="checkbox"/>	<input checked="" type="checkbox"/>	<input checked="" type="checkbox"/>
g. Voting alert signup .....	<input type="checkbox"/>	<input type="checkbox"/>	<input type="checkbox"/>	<input type="checkbox"/>	<input checked="" type="checkbox"/>	<input checked="" type="checkbox"/>
h. Federal Voting Assistance Program (FVAP) contact information .....	<input type="checkbox"/>	<input type="checkbox"/>	<input type="checkbox"/>	<input type="checkbox"/>	<input checked="" type="checkbox"/>	<input checked="" type="checkbox"/>
i. Federal Voting Assistance Program (FVAP) portal/database .....	<input type="checkbox"/>	<input type="checkbox"/>	<input type="checkbox"/>	<input type="checkbox"/>	<input checked="" type="checkbox"/>	<input checked="" type="checkbox"/>
j. PDF versions of posters and handouts .....	<input type="checkbox"/>	<input type="checkbox"/>	<input type="checkbox"/>	<input type="checkbox"/>	<input checked="" type="checkbox"/>	<input checked="" type="checkbox"/>

37. [Ask if Q35 = "Yes"] How useful was **FVAP.gov** in helping you perform your Unit Voting Assistance Officer (UVAO) duties?

- Very useful
- Useful
- Somewhat useful
- Not very useful
- Not at all useful

38. [Ask if Q35 = "No, but I was aware of it"] What was the main reason why you **did not** visit **FVAP.gov**?

- I got all of the information I needed from other resources
- I did not need any assistance
- Some other reason

[Ask if Q38 = "Some other reason"] Please specify the main reason why you **did not** visit **FVAP.gov**.

[Ask if Q38 = "I got all of the information I needed from other resources"] Please specify the other resource(s) you used instead of **FVAP.gov**.

40. [Ask if (Q39 a = "No, but I was aware of it" AND Q39 b = "No, but I was aware of it") OR (Q39 a = "No, but I was aware of it" AND Q39 b = missing) OR (Q39 a = "No, and I was not aware of it" AND Q39 b = "No, but I was aware of it") OR (Q39 a = "No, but I was aware of it" AND Q39 b = "No, and I was not aware of it") OR (Q39 a = missing AND Q39 b = "No, but I was aware of it")] What was the main reason why you **did not** recommend anyone to use the **FVAP online assistant tool**?

- I got all of the information I needed from other resources
- Voters did not need this type of assistance  
I felt more comfortable having voters use paper or PDF copies of forms (e.g., Federal Post Card Applications [FPCAs] and Federal Write-in Absentee Ballots [FWABs])
- Some other reason

[Ask if Q40 = "Some other reason"] Please specify the other reason(s) you **did not** recommend anyone to use the **FVAP online assistant tool**.

[Ask if Q40 = "I got all of the information I needed from other resources"] Please specify the other resource(s) you used instead of the **FVAP online assistant tool**.

41. [Ask if Q39 a = "Yes" OR Q39 b = "Yes"] How useful was the **FVAP online assistant tool** in helping you perform your Unit Voting Assistance Officer (UVAO) duties?

- Very useful
- Useful
- Somewhat useful
- Not very useful
- Not at all useful

**FEDERAL VOTING ASSISTANCE PROGRAM'S (FVAP) ONLINE ASSISTANT TOOL**

FVAP offers an easy-to-use online assistant tool at **FVAP.gov** to guide voters in completing Federal Post Card Applications (FPCAs) and Federal Write-In Absentee Ballots (FWABs). The online assistant tool simplifies the completion of FPCAs and FWABs by providing State-specific information and instructions on how to download, print, and mail forms to Local Election Officials (LEOs).

As you answer the following questions, please reference the time period you were assisting voters in preparation for the *November 4, 2014, election*.

39. Did you recommend anyone to use the **FVAP online assistant tool** to complete any of the following? *Mark one answer for each item.*

No, and I <u>was not</u> aware of it	
No, but I <u>was</u> aware of it	
Yes	
a. FPCAs .....	<input checked="" type="checkbox"/> <input checked="" type="checkbox"/> <input checked="" type="checkbox"/>
b. FWABs.....	<input checked="" type="checkbox"/> <input checked="" type="checkbox"/> <input checked="" type="checkbox"/>



**FEDERAL VOTING ASSISTANCE PROGRAM (FVAP) STAFF SUPPORT**

FVAP provides e-mail support through [vote@fvap.gov](mailto:vote@fvap.gov) and a toll-free telephone service that allows Unit Voting Assistance Officers (UVAOs) to ask FVAP staff for voting information or assistance, or provide State-specific updates for FVAP to communicate with voters.

As you answer the following questions, please reference the time period you were assisting voters in preparation for the *November 4, 2014, election*.

**42. Did you use or refer anyone to the FVAP staff support?**

- Yes
- No, but I was aware of it
- No, and I was not aware of it

**43. [Ask if Q42 = "No, but I was aware of it"] What was the main reason why you did not use, or recommend anyone to use, the FVAP staff support?**

- I got all of the information I needed from other resources
- I did not need any assistance
- It was a long distance call
- Some other reason

**[Ask if Q43 = "Some other reason"] Please specify the main reason why you did not use, or recommend anyone to use, the FVAP staff support.**

**[Ask if Q43 = "I got all of the information I needed from other resources"] Please specify the other resource(s) you used instead of the FVAP staff support.**

**44. [Ask if Q42 = "Yes"] How useful was the FVAP staff support in helping you perform your Unit Voting Assistance Officer (UVAO) duties?**

- Very useful
- Useful
- Somewhat useful
- Not very useful
- Not at all useful

**FEDERAL VOTING ASSISTANCE PROGRAM'S (FVAP) MONTHLY TO-DO LIST**

FVAP creates a monthly to-do list that Unit Voting Assistance Officers (UVAOs) receive from their Installation Voting Assistance Officer (IVAO) or the FVAP online portal/database. It details recommended tasks that UVAOs should perform each month in order to best assist Service members.

As you answer the following questions, please reference the time period you were assisting voters in preparation for the *November 4, 2014, election*.

**45. Did you use FVAP's monthly to-do list?**

- Yes
- No, but I did receive it
- No, and I did not receive it

**46. [Ask if Q45 = "Yes"] How useful was the FVAP monthly to-do list in helping you perform your Unit Voting Assistance Officer (UVAO) duties?**

- Very useful
- Useful
- Somewhat useful
- Not very useful
- Not at all useful

**FEDERAL VOTING ASSISTANCE PROGRAM (FVAP) OUTREACH**

As you answer the following questions, please reference the time period you were assisting voters in preparation for the *November 4, 2014, election*.

**47. Did you hear or see any of the following FVAP outreach resources? *Mark all that apply.***

- FVAP radio ad
- FVAP video ad
- FVAP print ad

**48. Did you *share* any information found on the following FVAP social media sites? *Mark one answer for each item.***

No, I did not share any information, and I <u>did not</u> visit this site	
No, I did not share any information, but I <u>did</u> visit this site	
Yes	
a. FVAP on Facebook.....	<input checked="" type="checkbox"/> <input checked="" type="checkbox"/> <input checked="" type="checkbox"/>
b. FVAP on Twitter.....	<input checked="" type="checkbox"/> <input checked="" type="checkbox"/> <input checked="" type="checkbox"/>

49. Did you *request* any of the following FVAP informational materials? Mark "Yes" or "No" for each item.

	Yes	No
a. Brochures .....	<input checked="" type="checkbox"/>	<input checked="" type="checkbox"/>
b. Election dates handouts.....	<input checked="" type="checkbox"/>	<input checked="" type="checkbox"/>
c. Fact sheets/one-pagers .....	<input checked="" type="checkbox"/>	<input checked="" type="checkbox"/>
d. Voting posters.....	<input checked="" type="checkbox"/>	<input checked="" type="checkbox"/>
e. Wallet cards .....	<input checked="" type="checkbox"/>	<input checked="" type="checkbox"/>
f. Hard copy of the 2013-14 Voting Assistance Guide (VAG).....	<input checked="" type="checkbox"/>	<input checked="" type="checkbox"/>

50. [Ask if Q49 [Matching item] = "Yes"] From whom did you *request* each of the following FVAP informational material(s)? Mark one answer for each item.

	Do not recall	Some other source	Installation Voter Assistance (IVA) Office	Federal Voting Assistance Program (FVAP)
a. Brochures .....	<input checked="" type="checkbox"/>	<input checked="" type="checkbox"/>	<input checked="" type="checkbox"/>	<input checked="" type="checkbox"/>
b. Election dates handouts.....	<input checked="" type="checkbox"/>	<input checked="" type="checkbox"/>	<input checked="" type="checkbox"/>	<input checked="" type="checkbox"/>
c. Fact sheets/one-pagers .....	<input checked="" type="checkbox"/>	<input checked="" type="checkbox"/>	<input checked="" type="checkbox"/>	<input checked="" type="checkbox"/>
d. Voting posters.....	<input checked="" type="checkbox"/>	<input checked="" type="checkbox"/>	<input checked="" type="checkbox"/>	<input checked="" type="checkbox"/>
e. Wallet cards .....	<input checked="" type="checkbox"/>	<input checked="" type="checkbox"/>	<input checked="" type="checkbox"/>	<input checked="" type="checkbox"/>
f. Hard copy of the 2013-14 Voting Assistance Guide (VAG).....	<input checked="" type="checkbox"/>	<input checked="" type="checkbox"/>	<input checked="" type="checkbox"/>	<input checked="" type="checkbox"/>

51. Did you *receive* any of the following FVAP informational materials? Mark "Yes" or "No" for each item.

	Yes	No
a. Brochures .....	<input checked="" type="checkbox"/>	<input checked="" type="checkbox"/>
b. Election dates handouts.....	<input checked="" type="checkbox"/>	<input checked="" type="checkbox"/>
c. Fact sheets/one-pagers .....	<input checked="" type="checkbox"/>	<input checked="" type="checkbox"/>
d. Voting posters.....	<input checked="" type="checkbox"/>	<input checked="" type="checkbox"/>
e. Wallet cards .....	<input checked="" type="checkbox"/>	<input checked="" type="checkbox"/>
f. Hard copy of the 2013-14 Voting Assistance Guide (VAG).....	<input checked="" type="checkbox"/>	<input checked="" type="checkbox"/>

52. [Ask if Q51 [Matching item] = "Yes"] How useful were the following FVAP informational material(s) in helping you perform your Unit Voting Assistance Officer (UVAO) duties? Mark one answer for each item.

	Very useful	Useful	Somewhat useful	Not very useful	Not at all useful
a. Brochures.....	<input checked="" type="checkbox"/>	<input checked="" type="checkbox"/>	<input checked="" type="checkbox"/>	<input checked="" type="checkbox"/>	<input checked="" type="checkbox"/>
b. Election dates handouts.....	<input checked="" type="checkbox"/>	<input checked="" type="checkbox"/>	<input checked="" type="checkbox"/>	<input checked="" type="checkbox"/>	<input checked="" type="checkbox"/>
c. Fact sheets/one-pagers .....	<input checked="" type="checkbox"/>	<input checked="" type="checkbox"/>	<input checked="" type="checkbox"/>	<input checked="" type="checkbox"/>	<input checked="" type="checkbox"/>
d. Voting posters.....	<input checked="" type="checkbox"/>	<input checked="" type="checkbox"/>	<input checked="" type="checkbox"/>	<input checked="" type="checkbox"/>	<input checked="" type="checkbox"/>
e. Wallet cards .....	<input checked="" type="checkbox"/>	<input checked="" type="checkbox"/>	<input checked="" type="checkbox"/>	<input checked="" type="checkbox"/>	<input checked="" type="checkbox"/>
f. Hard copy of the 2013-14 Voting Assistance Guide (VAG).....	<input checked="" type="checkbox"/>	<input checked="" type="checkbox"/>	<input checked="" type="checkbox"/>	<input checked="" type="checkbox"/>	<input checked="" type="checkbox"/>

53. [Ask if Q51 [Matching item] = "Yes"] Did you *share* any of the following informational material(s) from FVAP with military members? Mark one answer for each item.

	Yes	No
a. Brochures.....	<input checked="" type="checkbox"/>	<input checked="" type="checkbox"/>
b. Election dates handouts.....	<input checked="" type="checkbox"/>	<input checked="" type="checkbox"/>
c. Fact sheets/one-pagers .....	<input checked="" type="checkbox"/>	<input checked="" type="checkbox"/>
d. Voting posters.....	<input checked="" type="checkbox"/>	<input checked="" type="checkbox"/>
e. Wallet cards .....	<input checked="" type="checkbox"/>	<input checked="" type="checkbox"/>
f. Hard copy of the 2013-14 Voting Assistance Guide (VAG).....	<input checked="" type="checkbox"/>	<input checked="" type="checkbox"/>

**COMMENTS**

54. Thank you for participating in the survey. There are no more questions on this survey. If you have comments or concerns that you were not able to express in answering this survey, please enter them in the space provided. Your comments will be viewed and considered as policy deliberations take place. Your feedback is useful and appreciated.

**SURVEY ELIGIBILITY**

**55. [Ask if Q1 = "No" OR Q2 = "No, I was a federal contractor"] You have indicated that either you were not assigned as a Unit Voting Assistance Officer (UVAO) or you were a federal contractor performing the UVAO duties during 2014. If you know who the UVAO was for your unit during 2014, then please do the following three steps:**

- Click the *Back* button,
- Clear your answer, and
- Forward the survey notification to the person who was the UVAO during 2014.

If you don't know who the UVAO was, then click *Submit Survey* to submit the survey.

For further help, please call our Survey Processing Center toll-free at 1-800-881-5307 or e-mail [UVAO-Survey@mail.mil](mailto:UVAO-Survey@mail.mil).



# **Glossary of Terms and FVAP Service Descriptions**



<b>General Terms</b>	
DoS	Department of State
EO	Election Official
ETS	Electronic Transmission Service
FPCA	Federal Post Card Application
FS	Foreign Service
FVAP	Federal Voting Assistance Program FVAP supports UOCAVA citizens and election officials by providing a broad range of non-partisan information and assistance to facilitate the participation in the democratic process.
FWAB	Federal Write-in Absentee Ballot
IVA	Installation Voter Assistance Dedicated IVA offices are located on military installations to provide accurate, non-partisan voting information and assistance to members of military units who wish to vote.
IVAO	Installation Voting Assistance Officer
LEO	Local Election Official
Q&A	question and answer
SVAO	Service Voting Action Officer
UOCAVA	Uniformed and Overseas Citizens Absentee Voting Act
UVAO	Unit Voting Assistance Officer Designated individual who provides accurate, non-partisan voting information and assistance to members of military units who wish to vote.
VAG	Voting Assistance Guide The VAG is a reference guide for absentee voting regulations, laws, deadlines, and procedures across all 55 States and U.S. territories. It is the primary source of information for citizens covered by UOCAVA regarding procedures for registering to vote, requesting a ballot, and voting in a specific State or territory of legal residence.
VAO	Voting Assistance Officer Designated individual who provides accurate, non-partisan voting information and assistance to U.S. citizens who wish to vote.
<b>FVAP Products and Services</b>	
FVAP ETS	FVAP provides an ETS that enables your office to transmit and receive election materials via toll-free fax to/from Uniformed Service members, their eligible family members, and overseas U.S. citizens. ETS also provides a fax to e-mail conversion when the voter only has e-mail.
FVAP staff support	FVAP provides e-mail support through <a href="mailto:vote@fvap.gov">vote@fvap.gov</a> and a toll-free telephone service that allows your office to ask FVAP staff for voting information or assistance, or provide State-specific updates for FVAP to communicate with voters.

<b>FVAP Products and Services</b>	
FVAP.gov	FVAP website provides voting-related information and resources for absent Uniformed Service members, their eligible family members, overseas U.S. citizens, and those that support them. The website provides State-specific election information that voters can rely on when voting absentee.
FVAP address look-up service	FVAP provides jurisdictions with an address look-up service for undeliverable absentee ballots sent to Uniformed Service members.
FVAP EO online training	FVAP EO online training module provides election officials with information about the UOCAVA absentee voting process and answers some of the most frequently asked questions about the process.
Monthly to-do list	FVAP creates a monthly to-do list that UVAOs receive from their IVAO or the FVAP online portal/database. It details recommended tasks that UVAOs should perform each month in order to best assist Service members.
Voting alerts	FVAP's voting alerts or news releases are focused, timely, and relevant e-mails that keep UVAOs informed about election dates, important deadlines throughout the absentee voting process, changes to State laws, and other crucial absentee voting information.



Insert SF298 if applicable (both pages)







**Defense Research, Surveys,  
and Statistics Center (RSSC)**

